

Heavy-tailed statistics in short-message communication

Wei Hong¹, Xiao-Pu Han^{1,*}, Tao Zhou^{1,2,†} and Bing-Hong Wang^{1,3‡}

¹*Department of Modern Physics, University of Science and Technology of China, Hefei 230026, P. R. China*

²*Department of Physics, University of Fribourg, CH-1700 Fribourg, Switzerland*

³*Shanghai Institute for Systemic Sciences, Shanghai 200093, P. R. China*

(Dated: September 2, 2021)

Short-message (SM) is one of the most frequently used communication channels in the modern society. In this Brief Report, based on the SM communication records provided by some volunteers, we investigate the statistics of SM communication pattern, including the interevent time distributions between two consecutive short messages and two conversations, and the distribution of message number contained by a complete conversation. In the individual level, the current empirical data raises a strong evidence that the human activity pattern, exhibiting a heavy-tailed interevent time distribution, is driven by a non-Poisson nature.

PACS numbers: 89.75.Da, 02.50.-r

I. INTRODUCTION

Information communication builds the basis of social relations. In the modern science, statistical analysis on the communication database becomes one of the most important approaches to reveal the social structure [1]. For example, the communication structures based on E-mail [2] and phone-call [3] display scale-free and small-world properties, which are ubiquitous in various social networks. For the lack of long-term standard database about human communication activities, prior studies on social communication systems usually simply assume the temporal occurrence of contacts between two people is uniform. That is to say, given two nodes in a social acquaintance network, at any time the occurring probability of a new contact (e.g. telephone call, SM communication, on-line instant chat, e-mail communication, etc.) is the same, which leads to a Poisson distribution of interevent time between two consecutive contacts. However, recently, the empirical investigations on e-mail [4] and surface mail [5] communication show a far different scenario: those communication patterns follow non-Poisson statistics, characterized by bursts of rapidly occurring events separated by long gaps. That is, the interevent time distribution has a much fatter tail than the exponential form, approximated to a power law. The similar statistical properties have also been found in many other human behaviors [6], including market transaction [7, 8], on-line game playing [9], movie watching [10], web browsing [11], and so on. Those empirical statistics clearly indicate the invalidity of Poisson process in mimicking the human dynamics in many real-life systems. Motivated by those empirical evidences, scientists are desired to uncover the origin of heavy-tails in human dynamics, as well as to reveal the effect of non-Poisson statistics on some dy-

namical process in social systems. In the former aspect, Barabási *et al.* suggested the highest-priority-first (HPF) protocol a potential origin [4, 12], however, this queuing model may not well explain all the possible mechanisms leading to a heavy tail [13]. In the latter aspect, so far, only few works about epidemic spreading are reported [14].

Based on the rapid progress on wireless techniques, the SM communication becomes one of the most important social contact tools in the modern society. In this Brief Report, based on the SM communication records provided by some volunteers, we investigate the statistics of SM communication pattern, including the interevent time distributions between two consecutive short messages and two conversations, and the distribution of message number contained by a complete conversation. In the individual level, the current empirical data raises a strong evidence that the human activity pattern, exhibiting a heavy-tailed interevent time distribution, is driven by a non-Poisson nature.

II. DATA

In this Brief Report, the SM records of eight volunteers (signed from A to H) are investigated. Those contain one company manager (C) and seven University students (else). The overall time spans of those records range from three to six months. Every record contains the sending time of SMs, and the records A, C, E, F contain the cell phone numbers of the receivers. Some basic properties of the records are listed in the Table 1.

We focus on the common properties shared by different records, for those may imply some general statistical characteristics of the human temporal activities. The time is coarse-grained in an hour resolution.

*Electronic address: hxp@mail.ustc.edu.cn

†Electronic address: zhutou@ustc.edu(corresponding-author)

‡Electronic address: bhwang@ustc.edu.cn

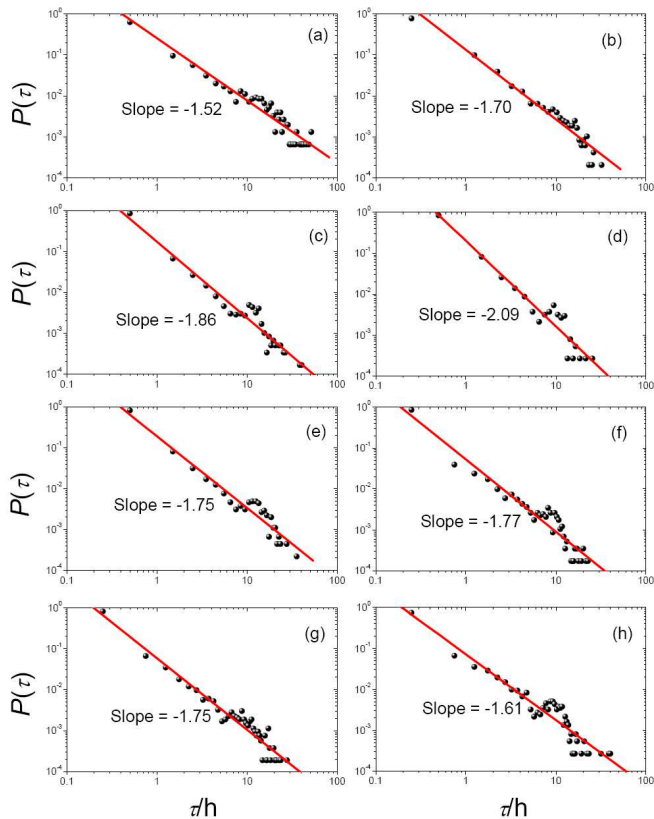


FIG. 1: (color online) The log-log plots of interevent time distributions. The black dots represent the empirical data, and the red lines are the linear fittings. The panels (a)-(h) correspond to the records of A-H, respectively.

TABLE I: Properties of the records provided by the volunteers.

Records	Time span (month)	Total number of SMs	Average number of SMs sent per day
A	6	1528	8.7
B	6	4844	26.8
C	6	5987	33.6
D	3	3780	41.1
E	6	4523 (2263 ^a)	25.4
F	4.5	5778	41.6
G	5	5346	34.9
H	5.5	3734	22.1

^aNumber of SMs recording the cell phone numbers of receivers.

III. EMPIRICAL RESULTS

In this section, we present the empirical results of (i) the interevent time distribution of sending SMs, (ii) the distribution of interevent time between two consecutive conversations, and (iii) the length distribution of conversations. The results indicate that the communication be-

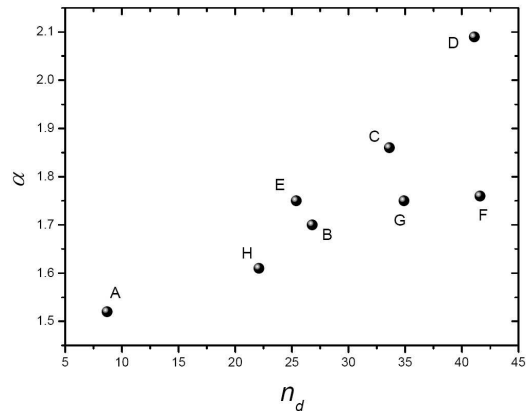


FIG. 2: Dependence between the exponent α of each distribution and its daily average number, n_d .

haviors of different users share some common properties, especially the observed heavy tails in all those distributions.

As shown in Fig. 1, the interevent distribution can be well fitted by a power-law form $P(\tau) \propto \tau^{-\alpha}$, where the exponent α is between 1.5 and 2.1 for different users. In each curve, an obvious peak turns up at about ten hours, which is relative to the physiological period of human: the sleeping time are more or less ten hours. Besides, as shown in Fig. 2, there are apparently positive correlation between the average numbers of SMs sent per day and the exponent α . This phenomenon, similar to the observations in the on-line movie watching [10], is against the hypothesis [12] on the discrete universality classes of human dynamics.

Generally speaking, in the SM communication, a user often consecutively sends/receives messages to/from one person. According to our daily experience, when people are engaged in the SM communication, they often need several times of exchanging messages to build a complete conversation. Therefore, we define a conversation as SMs that are sent to one person consecutively, without being interrupted by some other persons. Furthermore, the interevent time between two consecutive conversations is defined as the time difference between the two beginning times. Only the samples A, C, E and F are investigated since their records contain the phone numbers of receivers. As shown in Fig. 3, the interevent time distributions of conversations can be well fitted by power laws, and the values of exponents are less than the corresponding distributions of SM sending. Actually, the conversation rather than a single SM can better characterize the communication pattern because a conversation is functional complete. Yet it should be reminded that, in the real communication process, one complete conversation may be interrupted by other correspondents, so that a single conversation may be regarded as several small ones. Since these conditions cannot be automatically discriminated from the empirical data, they may

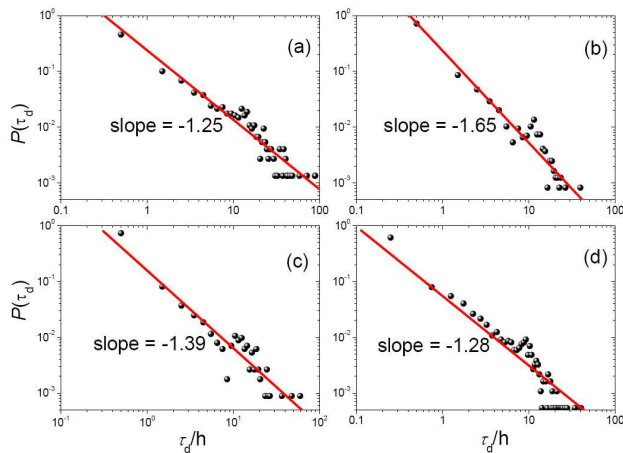


FIG. 3: (color online) The interevent time distributions of conversations in log-log plots. The black dots represent empirical data, and the red lines are the linear fittings. The panels (a), (b), (c) and (d) correspond to the records of A, C, E and F, respectively.

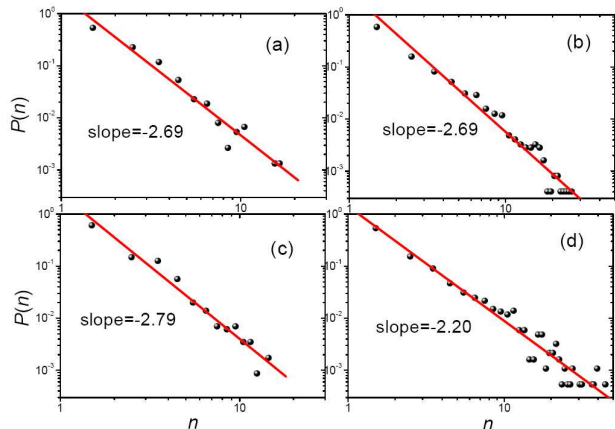


FIG. 4: (color online) The log-log plots of length distributions of conversations. The black dots represent empirical data, and the red lines are the linear fittings. The panels (a), (b), (c) and (d) correspond to the records of A, C, E and F, respectively.

cause some bias to a certain extent. However, the statistical characteristics such as heavy tails shown in Fig. 3 are believable, because the range of the distribution will be enlarged and the tail of the distribution would be even fatter if the bias was eliminated. To characterize the strength of a conversation, we define a length of a conversation as the number of SMs it contains. As shown in Fig. 4, every length distribution is dominated by a power law with exponent larger than 2.

IV. CONCLUSION AND DISCUSSION

In this Brief Report, we have investigated some statistical properties of SM communication in the individual level. The empirical evidence indicate that the SM communication pattern is governed by a non-Poisson statistics. For commercial reason and the right of personal privacy, we could not freely and automatically download the SM data without permission. Therefore, those results are limited by the lack of data. In despite of the small number of samples, all the records display very similar statistics, thus we believe those findings shown in this Brief Report are common for the most of SM users.

The temporal statistics in SM communication are similar to those observed in e-mail [4] and surface mail [5] communications. Besides their similarity, the SM communication has some specific features different from e-mail and surface mail. Firstly, it is directly perceived through the senses to treat surface mails as some tasks waiting for reply. We may soon reply the urgent and important letters, and the ones not important or difficult to reply may wait for a long time before being replied. In contrast, we usually reply a short message immediately. It is seldom seen that a short message is very hard to reply, thus we have to spend a long time in preparing the response. Therefore, instead of the HPF protocol [4], the heavy-tailed distribution may root in some other mechanisms, such as the competition with other tasks [12], the personal interest [13], the social interactions among many users [15], and so on. Secondly, a single short message is usually a tiny part of a complete conversation, thus to study the statistics in the resolution of conversation may be more proper to reflect the function of SM communication.

Based on the analytical solution [16] of the Barabási model [4], Vázquez *et al.* [12] claimed the existence of two discrete universality classes of human dynamics, whose characteristic power-law exponents are 1 and 1.5, respectively. The e-mail communication, web browsing and library loans belong to the former, while the surface mail communication belongs to the latter. However, thus far, there are increasing empirical evidence against the hypothesis of universality classes for human dynamics [6]. As shown in Fig. 1, different individual has different power-law exponents which are, typically, larger than 1.5. Furthermore, Fig. 2 show a positive correlation between activity and power-law exponent, which is against the discrete universality classes. However, we also note that the power-law exponents in the interevent distributions of conversations are closer to 1.5. A clearer picture asks for abundant data in the future.

Acknowledgments

The authors acknowledge Shuang-Xing Dai and Guan-Xiong Chen for valuable discussion, as well as Ling-Zhi Hu and Kai Pan have for the assistance of manuscript

preparation. This work is partially supported by the National Natural Science Foundation of China (Grant Nos.

10472116 and 10635040), as well as the 973 Program under Grant No. 2006CB705500.

-
- [1] D.J. Watts, *Nature* **445**, 489 (2007).
 - [2] J.-P. Eckmann, E. Moses, and D. Sergi, *Proc. Natl. Acad. Sci. U.S.A.* **101**, 14333 (2004).
 - [3] W. Aiello, F. Chung, and L. Lu, *Proceedings of the 32nd ACM Symposium on the Theory of Computing* (pp. 171, ACM, New York, 2000).
 - [4] A.-L. Barabasi, *Nature* **435**, 207 (2005).
 - [5] J. G. Oliveira, and A.-L. Barabási, *Nature* **437**, 1251 (2005).
 - [6] T. Zhou, X.-P. Han, and B.-H. Wang, arXiv: 0801.1389.
 - [7] V. Plerou, P. Gopikrishnan, L. A. N. Amaral, X. Gabaix, and H. E. Stanley, *Phys. Rev. E* **62**, 3023 (2000).
 - [8] J. Masoliver, and M. Montero, *Phys. Rev. E* **67**, 021112 (2003).
 - [9] T. Henderson, and S. Nhatti, *Proc. 9th ACM Int. Conf. on Multimedia* (pp. 212, ACM Press, 2001).
 - [10] T. Zhou, H. A.-T. Kiet, B. J. Kim, B.-H. Wang, and P. Holme, arXiv: 0711.4168.
 - [11] Z. Dezső, E. Almaas1, A. Lukács, B. Rácz, I. Szakadát, and A.-L. Barabási, *Phys. Rev. E* **73**, 066132 (2006).
 - [12] A. Vázquez, J. G. Oliveira, Z. Dezső, K.-I. Goh, I. Kondor, and A.-L. Barabási, *Phys. Rev. E* **73**, 036127 (2006).
 - [13] X.-P. Han, T. Zhou, and B.-H. Wang, arXiv: 0711.0741.
 - [14] A. Vázquez, B. Rácz, A. Lukács, and A.-L. Barabási, *Phys. Rev. Lett.* **98**, 158702 (2007).
 - [15] J. G. Oliveira, and A. Vázquez, arXiv: 0710.4916.
 - [16] A. Vázquez, *Phys. Rev. Lett.* **95**, 248701 (2005).