

# Bijections between pattern-avoiding fillings of Young diagrams

Matthieu Josuat-Vergès

LRI, CNRS and Université Paris-Sud, Bâtiment 490, 91405 Orsay CEDEX, FRANCE

---

## Abstract

The pattern-avoiding fillings of Young diagrams we study arose from Postnikov's work on positive Grassman cells. They are called  $\mathcal{J}$ -diagrams, and are in bijection with decorated permutations. Other closely-related diagrams are interpreted as acyclic orientations of some bipartite graphs. The definition of the diagrams is the same but the avoided patterns are different. We give here bijections proving that the number of pattern-avoiding filling of a Young diagram is the same, for these two different sets of patterns. The result was obtained by Postnikov via a recurrence relation. This relation was extended by Spiridonov to obtain more general results about other patterns and other polyominoes than Young diagrams, and we show that our bijections also extend to more general polyominoes.

---

KEYWORDS: permutation tableaux, acyclic orientations, fillings, Young diagrams, polyominoes

## 1. Introduction

In his work on the combinatorics of the totally positive part of the Grassmanian and its cell decomposition, A. Postnikov [4] introduced some diagrams called  $\mathcal{J}$ -diagrams.

**Definition 1.** *Let  $\lambda$  be a Young diagram, in English notation. A  $\mathcal{J}$ -diagram  $T$  of shape  $\lambda$  is defined as a filling of every entry of  $\lambda$  with a 0 or a 1, such that for any 0 in  $T$ , all entries to its left (in the same row) are 0s, or all entries above it (in the same column) are 0s.*

This definition is equivalent to the following pattern-avoidance condition: a diagram filled with 0s and 1s is a  $\mathcal{J}$ -diagram, if and only if it avoids the patterns  $\begin{smallmatrix} 11 \\ 10 \end{smallmatrix}$  and  $\begin{smallmatrix} 01 \\ 10 \end{smallmatrix}$ . The definition of "pattern-avoidance" is the following:

**Definition 2.** *Let  $\lambda$  be a Young diagram. We call diagram of shape  $\lambda$  a filling of entries of  $\lambda$  with 0s and 1s. For every square matrix  $M$  of size 2, we say that a diagram  $D$  of shape  $\lambda$  avoids the pattern  $M$  if there is no submatrix of  $D$  equal to  $M$ .*

In [4], Postnikov gives bijections between  $\mathcal{J}$ -diagrams, and various combinatorial objects: decorated permutations, some matroids called positroids, Grassmann necklaces. He also shows that the number of  $\mathcal{J}$ -diagram of shape  $\lambda$  is

equal to the number of acyclic orientations of some graph  $G_\lambda$ . For a partition  $\lambda \subset (n-k)^k$ , the graph  $G_\lambda$  is the bipartite graph on the vertices  $1 \dots k$  and  $1' \dots (n-k)'$ , with edges  $(i, j')$  corresponding to cells  $(i, j)$  of the Young diagram defined by  $\lambda$ .

The proof goes recursively. Let  $f_\lambda(j)$  be the number of  $\mathbb{J}$ -diagrams of shape  $\lambda$  filled with  $j$  ones and let  $F_\lambda(q)$  be the polynomial  $\sum_k f_\lambda(j)q^j$ . The polynomial  $F_\lambda(q)$  satisfies a very simple recurrence derived by L. Williams in [7] for a fixed corner and generalized by A. Postnikov [4]. Indeed let us pick a corner box  $x$  of the Young diagram of shape  $\lambda$ . Let  $\lambda^{(1)}$ ,  $\lambda^{(2)}$ ,  $\lambda^{(3)}$  and  $\lambda^{(4)}$ , be the Young diagrams obtained from  $\lambda$  by removing, respectively, the box  $x$ , the row containing  $x$ , the column containing  $x$ , the column and the row containing  $x$ . Then it is easy to see that  $F_\lambda(q) = 1$  if  $|\lambda| = 0$  and

$$F_\lambda(q) = qF_{\lambda^{(1)}}(q) + F_{\lambda^{(2)}}(q) + F_{\lambda^{(3)}}(q) - F_{\lambda^{(4)}}(q) \quad (1)$$

otherwise.

Let  $\chi_\lambda(t)$  be the chromatic polynomial of the graph  $G_\lambda$ . A. Postnikov [4] establishes that  $\chi_\lambda(t) = 1$  if  $|\lambda| = 0$  and

$$\chi_\lambda(t) = \chi_{\lambda^{(1)}}(t) - t^{-1}(\chi_{\lambda^{(2)}}(t) + \chi_{\lambda^{(3)}}(t) - \chi_{\lambda^{(4)}}(t)) \quad (2)$$

otherwise. According to [6], the value  $(-1)^n \chi_\lambda(-1)$  equals the number  $ao_\lambda$  of acyclic orientations of the graph  $G_\lambda$ . Specializing equation (1) at  $q = 1$  and (2) at  $t = -1$ , one obtains that  $ao_\lambda$  and  $F_\lambda(1)$  satisfy the same recurrence and have the same boundary condition and are therefore equal for any  $\lambda$ .

The acyclic orientations of the graph  $G_\lambda$  are in bijection with some fillings of the diagram of  $\lambda$  with 0s and 1s which we call *X-diagrams*. A diagram is said to be an *X-diagram*, if it avoids the patterns  $\begin{smallmatrix} 10 \\ 01 \end{smallmatrix}$  and  $\begin{smallmatrix} 01 \\ 10 \end{smallmatrix}$ . This bijection is very simple: the filling of a cell  $(i, j)$  is 0 (resp. 1) if and only if the orientation of the edge  $(i, j')$  is  $i \rightarrow j'$  (resp.  $i \leftarrow j'$ ). One can check that the pattern-avoidance for the X-diagrams is equivalent to the cycle avoidance for the orientation. Details can be found in [4, 5].

Therefore X-diagrams and  $\mathbb{J}$ -diagrams are equivalent in the following sense:

**Proposition 1.** [4, 5] *For every Young diagram  $\lambda$ , the number of X-diagrams of shape  $\lambda$  is equal to the number of  $\mathbb{J}$ -diagrams of shape  $\lambda$ .*

Postnikov [4] and Burstein [1] noticed that  $\mathbb{J}$ -diagrams are also equivalent to the diagrams avoiding  $\begin{smallmatrix} 01 \\ 11 \end{smallmatrix}$  and  $\begin{smallmatrix} 11 \\ 11 \end{smallmatrix}$ . A. Spiridonov [5] then made an extensive study on which pairs of patterns are equivalent, for more general polyominoes than Young diagrams. He proved that many other patterns follow similar recurrence relations as in [4], and he proved the equivalence of X-diagrams and  $\mathbb{J}$ -diagrams for a whole class of polyominoes, containing for example skew shapes (in French notation).

In this article, we give bijective proofs for the equivalence of the two main families of diagrams:

- the  $\mathbb{J}$ -diagrams which avoids the patterns  $\begin{smallmatrix} 11 \\ 10 \end{smallmatrix}$  and  $\begin{smallmatrix} 01 \\ 10 \end{smallmatrix}$ ,
- and the  $X$ -diagrams which avoids the patterns  $\begin{smallmatrix} 10 \\ 01 \end{smallmatrix}$  and  $\begin{smallmatrix} 01 \\ 10 \end{smallmatrix}$ .

This is done first in the case of Young diagram, but we extend the bijection to other polyominoes.

**Definition 3.** *A polyomino  $S$  is  $\mathbb{J}$ -complete if satisfies the following conditions: for any  $i < j$  and  $k < l$ , if  $(j, k), (j, l), (i, k)$  are cells of  $S$  then the cell  $(i, l)$  is also in  $S$ . Otherly said, for any three cells arranged as a  $\mathbb{J}$ , there is a  $2 \times 2$ -submatrix of  $S$  containing these three cells.*

This is equivalent to recursive condition “ $2 \times 2$ -connected bottom-right CR-erasable” of [5]. We give a bijection between  $X$ -diagrams and  $\mathbb{J}$ -diagrams for any  $\mathbb{J}$ -complete polyomino. There are some parameters preserved by this bijection.

**Definition 4.** *We call zero-row (resp. zero-column) a row (resp. column) filled with 0s. A row of a diagram is restricted, if it contains a 0 having a 1 above it in the same column. Otherwise it is called unrestricted.*

The first bijection we describe preserves every zero-row and zero-column. With a slightly different construction, we have a bijection preserving every zero-column and unrestricted row.

As the bijection conserves the zero-columns, we get a direct corollary linking *permutation tableaux* [1, 2?] (which are  $\mathbb{J}$ -diagrams with no zero column) and  $X$ -diagrams with no zero-column:

**Corollary 1.** *There exists a bijection between  $X$ -diagrams of shape  $\lambda$  with no zero-column and  $k$  unrestricted rows and permutation tableaux of shape  $\lambda$  with  $k$  unrestricted rows.*

The *length* of a diagram is the number of columns plus the number of rows of the diagrams. Permutation tableaux of length  $n$  with  $k$  unrestricted rows (allowing rows of size 0) are known to be enumerated by the Stirling numbers of the first kind [2]. We immediately get that:

**Corollary 2.** *The number of  $X$ -diagrams of length  $n$  with no zero column and  $k$  unrestricted rows is equal to the number of permutations of  $\{1, \dots, n\}$  with  $k$  cycles.*

This article is organized as follows. Section 2 contains elementary results that are direct consequences of the previous definitions. In Section 3 we define the main bijection of this article, which answers the original problem given by Postnikov. In Section 4, we extend this bijection to more general polyominoes than Young diagrams, proving bijectively some results of Spiridonov. In Section 5, we discuss various possible generalizations of these results.

## Acknowledgement

I thank my advisor Sylvie Corteel for her precious help and guidance, and Alexey Spiridonov for many interesting comments and suggestions.

## 2. Firsts results on the structure of X-diagrams

We give here several easy but useful lemmas to characterize X-diagrams. Moreover this will give a raw outline of the methods we use throughout this article.

**Lemma 1.** *For any diagram  $T$ , the following conditions are equivalent:*

1.  $T$  is an X-diagram.
2. For every rectangular submatrix  $M$  of  $T$ , two rows of  $M$  having the same number of 1s are equal.
3. For any rectangular submatrix of  $T$  having two rows, the index set of 1s in the first row contains, or is contained in, the index set of 1s in the second row.
4. For every rectangular submatrix  $M$  of  $T$ , the following condition holds: if an entry of  $M$  contains a 0 and belongs to a row with a maximal number of 1s, then this entry belongs to a zero-column.

*Proof.* We show that the first condition implies the last one, all other implications are proved with similar arguments. So let  $M$  be a rectangular submatrix of an X-diagram (in particular  $M$  is also an X-diagram). Let  $x, y > 0$  be such that  $M(x, y) = 0$  and the  $x$ th row of  $M$  has a maximal number of 1s. Now if there is  $z$  such that  $M(z, y) = 1$ , by the pattern-avoidance condition we have  $M(x, t) = 1 \implies M(z, t) = 1$  for any  $t \neq y$ . This means that the  $z$ th row has strictly more 1s than the  $x$ th, which contradicts the definition of  $x$ .  $\square$

From these characterization, we obtain the following statement.

**Corollary 3.** *Let  $T$  be an X-diagram of rectangular shape.*

- If  $T'$  is obtained from  $T$  by permuting rows,  $T'$  is also an X-diagram.
- If  $T'$  is obtained from  $T$  by replacing a row with a copy of another row,  $T'$  is also an X-diagram.
- If  $T$  and  $T'$  have the same set of distinct rows,  $T'$  is also an X-diagram.

There is also a similar statement with columns instead of rows. Notice that a X-diagram of rectangular shape, after permuting its rows and its columns can be arranged such that the 1s and the 0s are two complementary Young diagrams.

## 3. The bijection $\Phi$ between J-diagrams and X-diagrams

This bijection is defined recursively with respect to the number of rows. We first define a bijection  $\phi$  between X-diagrams and *mixed diagrams* (see definition below). Once  $\phi$  is defined there is a short recursive definition of  $\Phi$ .

Through this section we only consider diagrams whose shape is a Young diagram in English notation. We use the convention that the top-left corner is the entry  $(1, 1)$ , the bottom-left corner is the entry  $(k, 1)$ , the top-right corner is the entry  $(1, \lambda_1)$ , and so on. For any diagram  $T$ , we denote by  $T(i, j) \in \{0, 1\}$  the number in the cell  $(i, j)$  of  $T$ .

### 3.1. The bijection $\phi$ between X-diagrams and mixed diagrams

Through this section, let  $\lambda$  be a Young diagram, in English notation, and  $k$  its number of rows. The row lengths are a weakly decreasing sequence  $\lambda_1 \geq \dots \geq \lambda_k > 0$ .

**Definition 5.** A mixed diagram of shape  $\lambda$  is a diagram of shape  $\lambda$  with the following properties:

- The  $k - 1$  top rows are an X-diagram,
- For any 0 in the  $k$ th row, there is no 1 above it in the same column, or there is no 1 to its left in the same row.

The goal of this section is to prove the following:

**Proposition 2.** There exists a bijection  $\phi$  between X-diagrams of shape  $\lambda$  and mixed diagrams of shape  $\lambda$ . Moreover for any X-diagram  $T$ ,  $T$  and  $\phi(T)$  have the same set of zero-columns and zero-rows.

The essential tool for this bijection is given by the following definition.

**Definition 6.** We call pivot column of an X-diagram of shape  $\lambda$ , a column among the  $\lambda_k$  first ones (i.e. it is a column of maximal size) such that:

- there is a 1 in bottom position,
- it has a maximal number of 0s among columns satisfying the previous property,
- it is in leftmost position among columns satisfying the previous two properties.

If such a column exists, it is uniquely defined (by the third property). There is no such column only in the case where the bottom row is a zero-row.

We now come to the description of  $\phi$ . Let  $T$  be an X-diagram of shape  $\lambda$ . In the case where there is no pivot column in  $T$ , otherly said the bottom row is a zero-row,  $T$  is also a mixed-diagram and we put  $\phi(T) = T$ . Otherwise, we define  $\phi(T)$  as the result of the following column-by-column transformation of  $T$ , where  $j$  is the index of its pivot column:

- In a column of index  $i$  with  $i < j$ , we change the bottom entry into a 0.
- A column of index  $i$  with  $j < i \leq \lambda_k$ , which is identical to the pivot column, is changed into a column having a 1 in bottom position and 0s elsewhere.
- In a column of index  $i$  with  $j < i \leq \lambda_k$ , which is not identical to the pivot column and is not a zero-column, we change the bottom entry into a 1.

Notice that this transformation only modifies the  $\lambda_k$  leftmost columns of  $T$ . For example, an X-diagram  $T$  and its image  $\phi(T)$  are given by:

$$T = \begin{array}{|c|c|c|c|c|c|c|c|c|c|} \hline 1 & 0 & 0 & \mathbf{0} & 1 & 0 & 0 & 0 & 0 & 0 & 0 \\ \hline 1 & 1 & 1 & \mathbf{1} & 1 & 1 & 1 & 0 & 1 & 1 & 1 & 0 \\ \hline 1 & 1 & 0 & \mathbf{0} & 1 & 0 & 1 & 0 & 0 & 1 & 0 & 0 \\ \hline 1 & 0 & 0 & \mathbf{0} & 0 & 0 & 0 & 0 & 0 & 0 & 0 & 0 \\ \hline 1 & 1 & 0 & \mathbf{1} & 1 & 0 & 1 & 0 & 1 & & & \\ \hline \end{array}, \quad \phi(T) = \begin{array}{|c|c|c|c|c|c|c|c|c|c|} \hline 1 & 0 & 0 & \mathbf{0} & 1 & 0 & 0 & 0 & 0 & 0 & 0 & 0 \\ \hline 1 & 1 & 1 & \mathbf{1} & 1 & 1 & 1 & 0 & 0 & 1 & 1 & 0 \\ \hline 1 & 1 & 0 & \mathbf{0} & 1 & 0 & 1 & 0 & 0 & 1 & 0 & 0 \\ \hline 1 & 0 & 0 & \mathbf{0} & 0 & 0 & 0 & 0 & 0 & 0 & 0 & 0 \\ \hline 0 & 0 & 0 & \mathbf{1} & 1 & 1 & 1 & 0 & 1 & & & \\ \hline \end{array}.$$

Here the pivot column is the 4th one, with bolded numbers. We can see that the 9th column is identical to the pivot column. So it is replaced with a column having a single 1 in bottom position.

Now that the map is described, we prove that  $\phi$  is indeed a bijection. We begin with two lemmas that will be helpful to define  $\phi^{-1}$ .

**Lemma 2.** *Let  $U = \phi(T)$ , and  $j > 0$ . Then the following conditions are equivalent:*

- *The pivot column of  $T$  is the  $j$ th column,*
- *We have  $U(k, j) = 1$ , and  $U(k, i) = 0$  for any  $i < j$ .*

*Proof.* Each statement is either not satisfied by any  $j$ , or satisfied by a unique  $j$ . So we just have to prove the direct implication. If the pivot column of  $T$  is the  $j$ th column, it is not modified so we have  $U(k, j) = 1$ . And for any  $i < j$ , to obtain  $U$  we put a 0 in the entry  $(k, i)$  of  $T$ . So if the first condition is true, the second too, hence the equivalence.  $\square$

**Lemma 3.** *Let  $j$  be the index of the pivot column of  $T$ . Then for any  $i < j$  the following conditions are equivalent:*

- *The  $k - 1$  top entries of the  $i$ th column contains strictly less 0s than the  $k - 1$  top entries of the  $j$ th column,*
- *$T(k, i) = 1$ .*

*Proof.* If the  $k - 1$  top entries of the  $i$ th column contains strictly more 0s than the  $k - 1$  top entries of the  $j$ th column, we have  $T(k, i) = 0$  since otherwise it would contradict the second point in the definition of the pivot column (maximum number of 0s).

If the  $k - 1$  top entries of the  $i$ th column contains exactly as many 0s as the  $k - 1$  top entries of the  $j$ th column, then  $T(k, i) = 0$  since otherwise it would contradict the third point in the definition of the pivot column (recall that two columns having the same number number of 1s are identical in an X-diagram).

Eventually the last case to check is when the  $k - 1$  top entries of the  $i$ th column contains strictly less 0s than the  $k - 1$  top entries of the  $j$ th column. Then  $T(k, i) = 1$  since otherwise there would be an occurrence of the pattern  $\begin{smallmatrix} 10 \\ 01 \end{smallmatrix}$ .  $\square$

The same method also gives a proof of:

**Lemma 4.** *Let  $j$  be the index of the pivot column of  $T$ . Then for any  $i$  such that  $j < i \leq \lambda_k$  we have:*

- If the  $k - 1$  top entries of the  $i$ th column contains strictly more 1s than the  $k - 1$  top entries of the  $j$ th column, then  $T(k, i) = 1$ .
- If the  $k - 1$  top entries of the  $i$ th column contains strictly less 1s than the  $k - 1$  top entries of the  $j$ th column, then  $T(k, i) = 0$ .

*Remark.* In the previous lemma there is nothing about the case of equality. Indeed, it is possible that some columns are identical to the pivot column, but some other columns are identical except that the bottom entry is different. To prove that  $\phi$  is a bijection it is important to notice that in any case, two differently-filled columns of  $T$  give rise to differently-filled columns in  $\phi(T)$ . An essential remark is that if there is in  $T$  a column with a single 1 in bottom position and 0s elsewhere, then it is necessarily identical to the pivot column, so that there is no confusion possible.

With these lemmas we have all information to define the inverse map of  $\phi$ . Let  $U$  be a mixed diagram. If the bottom row is a zero-row,  $U$  is also a X-diagram and we have  $\phi(U) = U$ . Otherwise, we can find an X-diagram  $T$  such that  $\phi(T) = U$ . Indeed,  $T$  can be defined from  $U$  with the following column-by-column transformation, where  $j$  is the index of the leftmost column in  $U$  having a 1 in bottom position:

- In a column of index  $i$  such that  $i < j$ , and where the  $k - 1$  top entries contains strictly less 0s than the  $j$ th column, the bottom entry is replaced with a 1.
- A column of index  $i$  such that  $j < i \leq \lambda_k$ , which has a 1 in bottom position and 0s elsewhere, is replaced with a copy of the  $j$ th column.
- Eventually, consider a column of index  $i$  such that  $j < i \leq \lambda_k$ , which does not satisfy the previous condition. If the  $k - 1$  top entries of this column contains at most as many 1s as the  $j$ th column, then the last entry is replaced with a 0.

This transformation is the step-by-step inverse process of the transformation defining  $\phi$ . So when composing the two maps, with  $\phi$  in first (resp. in last), we get the identity on X-diagrams (resp. mixed diagrams). So we are able to prove Proposition 2.

*Proof.* It remains only to check that  $T$  and  $U = \phi(T)$  have the same zero-columns and zero-rows. The fact about columns is clear since the algorithm is a column-by-column transformation. Now let  $i < k$  be the index of a non-zero row. The  $i$ th row of  $T$  may be modified by the algorithm only when  $T(i, j) = 1$  where  $j$  is the index of the pivot column (when transforming a column equal to the pivot column to a column having a single 1). But then we have also  $U(i, j) = 1$ , so the  $i$ th row of  $U$  is non-zero. Hence  $T$  and  $U$  have the same set of zero-rows.  $\square$

### 3.2. The bijection $\Phi$ between X-diagrams and $\mathbb{J}$ -diagrams

Now we describe the main bijection of this article. Given an X-diagram  $T$  of shape  $\lambda$ ,  $\Phi(T)$  is defined by transforming  $T$  with the following algorithm:

For  $i$  from  $k$  to  $1$ , replace the  $i$  top rows of  $T$  with their image by  $\phi$ .

Equivalently, we obtain  $\Phi(T)$  by applying recursively  $\Phi$  to the  $k - 1$  first rows of  $\phi(T)$ .

**Lemma 5.** *If the  $i$ th column of  $T$  is a zero-column, then the  $i$ th column of  $\Phi(T)$  is also a zero-column.*

*Proof.* It is a direct consequence of the fact that  $\phi$  preserves every zero-column.  $\square$

**Lemma 6.** *The diagram  $\Phi(T)$  is a  $\mathbb{J}$ -diagram.*

*Proof.* We obtain  $\Phi(T)$  by applying  $\Phi$  to the  $k - 1$  first rows of  $\phi(T)$ , so we can prove the result recursively on the number of rows. For  $k = 1$ , every diagram with just one row is an X-diagram and a  $\mathbb{J}$ -diagram, and  $\Phi$  is the identity in this case.

For  $k > 1$ , under the recurrence assumption a 0 in the  $k - 1$  top rows of  $\Phi(T)$  cannot have a 1 to its left and a 1 above it. Now suppose there is a 0 in position  $(k, i)$ , (*i.e.* in the  $k$ th row) having a 1 to its left. We have to prove that the  $i$ th column of  $\Phi(T)$  is a zero-column.

Since the  $k$ th row of  $\Phi(T)$  is the same as in  $\phi(T)$ , we have  $\phi(T)(k, i) = 0$  and this 0 has a 1 to its left. But since  $\phi(T)$  is a mixed diagram, it implies that the  $i$ th column of  $\phi(T)$  is a zero-column. And since  $\Phi$  preserves every zero-column, it implies that the  $i$ th column of  $\Phi(T)$  is also a zero-column. This completes the proof.  $\square$

**Proposition 3.** *The map  $\Phi$  is a bijection between X-diagrams of shape  $\lambda$  and  $\mathbb{J}$ -diagrams of shape  $\lambda$ . Moreover this bijection preserves the set of zero-rows and the set of zero-columns.*

*Proof.* At every step, the upper part of  $T$  still avoids the patterns  $\begin{smallmatrix} 10 \\ 01 \end{smallmatrix}$  and  $\begin{smallmatrix} 01 \\ 10 \end{smallmatrix}$ , so that it makes sense to take its image by  $\phi$ . Now, for every  $\mathbb{J}$ -diagram  $U$  of shape  $\lambda$ , define  $\Phi^{-1}(U)$  by transforming  $U$  with the following algorithm:

For  $i$  from  $1$  to  $k$ , replace the  $i$  top rows of  $U$  with their image by  $\phi^{-1}$ .

Equivalently, we can replace the  $k - 1$  top rows of  $U$  with their image by  $\Phi^{-1}$  and then apply  $\phi^{-1}$  to obtain  $\Phi^{-1}(U)$ . With Lemma 6 and knowing that  $\phi$  is bijective, it is clear that  $\Phi^{-1} \circ \Phi$  is the identity on X-diagrams and  $\Phi \circ \Phi^{-1}$  is the identity on  $\mathbb{J}$ -diagrams, so that  $\Phi$  is bijective and  $\Phi^{-1}$  as we defined it is indeed its inverse. Moreover, the fact that  $\phi$  and  $\phi^{-1}$  preserve every zero-column, directly implies the same fact for  $\Phi$  and  $\Phi^{-1}$ . Similarly, the fact that  $\phi$  preserves the set of zero-rows implies the same property for  $\Phi$ .  $\square$



### 3.3. Examples

This example contains no zero-column or zero-row, since they would be unchanged at any step of the process. We start from an X-diagram  $T$ , and compute step by step its image by  $\Phi$ . So each step gives an example of a diagram and its image by  $\phi$ . The thick lines indicate where is the upper-left part, which is to be replaced with its image by  $\phi$ . Bold numbers indicate the pivot column. Suppose that we have:

$$T = \begin{array}{|c|c|c|c|c|c|} \hline 1 & 1 & 1 & 1 & 1 & 1 \\ \hline 0 & 0 & 0 & 1 & 0 & 0 \\ \hline 1 & 1 & 0 & 1 & 0 & \\ \hline 1 & 0 & 0 & 1 & & \\ \hline 1 & 1 & 1 & & & \\ \hline \end{array}$$

In the first step, the index of the pivot column is  $j = 3$ . We have to put 0s in the  $j - 1$  leftmost entries of the bottom row. Since there is no column to the right of the pivot column, there is nothing else to do. So the transformation is:

$$\begin{array}{|c|c|c|c|c|c|} \hline 1 & 1 & \mathbf{1} & 1 & 1 & 1 \\ \hline 0 & 0 & \mathbf{0} & 1 & 0 & 0 \\ \hline 1 & 1 & \mathbf{0} & 1 & 0 & \\ \hline 1 & 0 & \mathbf{0} & 1 & & \\ \hline 1 & 1 & \mathbf{1} & & & \\ \hline \end{array} \longrightarrow \begin{array}{|c|c|c|c|c|c|} \hline 1 & 1 & \mathbf{1} & 1 & 1 & 1 \\ \hline 0 & 0 & \mathbf{0} & 1 & 0 & 0 \\ \hline 1 & 1 & \mathbf{0} & 1 & 0 & \\ \hline 1 & 0 & \mathbf{0} & 1 & & \\ \hline 0 & 0 & \mathbf{1} & & & \\ \hline \end{array}$$

In the second step, the index of the pivot column is  $j = 1$ . So the transformation is:

$$\begin{array}{|c|c|c|c|c|c|} \hline 1 & 1 & \mathbf{1} & 1 & 1 & 1 \\ \hline 0 & 0 & \mathbf{0} & 1 & 0 & 0 \\ \hline 1 & 1 & \mathbf{0} & 1 & 0 & \\ \hline 1 & 0 & \mathbf{0} & 1 & & \\ \hline 0 & 0 & \mathbf{1} & & & \\ \hline \end{array} \longrightarrow \begin{array}{|c|c|c|c|c|c|} \hline 1 & 1 & \mathbf{1} & 1 & 1 & 1 \\ \hline 0 & 0 & \mathbf{0} & 1 & 0 & 0 \\ \hline 1 & 1 & \mathbf{0} & 1 & 0 & \\ \hline 1 & 1 & \mathbf{1} & 1 & & \\ \hline 0 & 0 & \mathbf{1} & & & \\ \hline \end{array}$$

In the third step, we have  $j = 1$ . Here the second column is identical to the pivot column so the transformation is:

$$\begin{array}{|c|c|c|c|c|c|} \hline 1 & 1 & \mathbf{1} & 1 & 1 & 1 \\ \hline 0 & 0 & \mathbf{0} & 1 & 0 & 0 \\ \hline 1 & 1 & \mathbf{0} & 1 & 0 & \\ \hline 1 & 1 & \mathbf{1} & 1 & & \\ \hline 0 & 0 & \mathbf{1} & & & \\ \hline \end{array} \longrightarrow \begin{array}{|c|c|c|c|c|c|} \hline 1 & 0 & \mathbf{1} & 1 & 1 & 1 \\ \hline 0 & 0 & \mathbf{0} & 1 & 0 & 0 \\ \hline 1 & 1 & \mathbf{1} & 1 & 1 & \\ \hline 1 & 1 & \mathbf{1} & 1 & & \\ \hline 0 & 0 & \mathbf{1} & & & \\ \hline \end{array}$$

In the fourth step, the index of the pivot column is  $j = 4$ .

$$\begin{array}{|c|c|c|c|c|c|} \hline 1 & 0 & \mathbf{1} & 1 & 1 & 1 \\ \hline 0 & 0 & \mathbf{0} & 1 & 0 & 0 \\ \hline 1 & 1 & \mathbf{1} & 1 & 1 & \\ \hline 1 & 1 & \mathbf{1} & 1 & & \\ \hline 0 & 0 & \mathbf{1} & & & \\ \hline \end{array} \longrightarrow \begin{array}{|c|c|c|c|c|c|} \hline 1 & 0 & \mathbf{1} & 1 & 1 & 1 \\ \hline 0 & 0 & \mathbf{0} & 1 & 1 & 1 \\ \hline 1 & 1 & \mathbf{1} & 1 & 1 & \\ \hline 1 & 1 & \mathbf{1} & 1 & & \\ \hline 0 & 0 & \mathbf{1} & & & \\ \hline \end{array}$$

So finally, we have:

$$\Phi(T) = \begin{array}{|c|c|c|c|c|c|} \hline 1 & 0 & 1 & 1 & 1 & 1 \\ \hline 0 & 0 & 0 & 1 & 1 & 1 \\ \hline 1 & 1 & 1 & 1 & 1 & \\ \hline 1 & 1 & 1 & 1 & & \\ \hline 0 & 0 & 1 & & & \\ \hline \end{array}$$

which is easily checked to be a  $\mathcal{J}$ -diagram.

#### 4. Generalization to polyominoes other than Young diagrams

Now, besides Young diagrams in English notation, we consider more general polyominoes. In this Section we show that X-diagrams and  $\mathcal{J}$ -diagrams are equivalent for any  $\mathcal{J}$ -complete polyomino. (see Definition 7).

First we generalize the bijection  $\phi$  for diagrams whose shape is a Young diagram in French notation. Then we derive the generalization of the bijection  $\Phi$  for any  $\mathcal{J}$ -complete polyomino, and we end this section with some examples.

**Definition 7.** A polyomino  $S$  is  $\mathcal{J}$ -complete if satisfies the following conditions: for any  $i < j$  and  $k < l$ , if  $(j, k), (j, l), (i, l)$  are cells of  $S$  then the cell  $(i, k)$  is also in  $S$ . Otherly said, for any three cells arranged as a  $\mathcal{J}$ , there is a  $2 \times 2$ -submatrix of  $S$  containing these three cells.

This is equivalent to recursive condition “ $2 \times 2$ -connected bottom-right CR-erasable” of [5]. The first examples of  $\mathcal{J}$ -complete polyominoes are Young diagrams in English notation, so that this section is indeed a generalization of the previous one. Other examples are skew shapes (also known as parallelogram polyominoes), as in the right part of Figure 1.

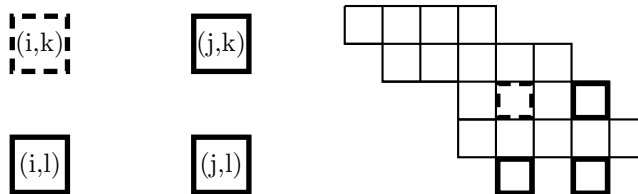


Figure 1:  $\mathcal{J}$ -completeness . If a  $\mathcal{J}$ -complete polyomino contains the three squares with continuous thick borders, it has to contain also the square with dashed thick borders. On the right, we have an example of skew shape.

##### 4.1. The generalization of $\phi$

We now suppose that  $S$  is a young diagram, in French notation. Let  $r$  be the number of distinct parts of the corresponding partition. Let  $c_1, \dots, c_r$  be the top right corners of  $S$ , sorted by growing abscissas. And for any top-right corner  $c_i$ , let  $R_i$  be the rectangular subset of  $S$  formed by all cells that are in the bottom-left quarter-plane of origin  $c_i$ . See Figure 2 for an example. For any X-diagram  $T$  of shape  $S$  we denote by  $T|_{R_i}$  the subdiagram of  $T$  obtained by selecting the cells of  $R_i$ .



In the previous section we saw that two differently-filled columns of  $T$  give rise to two differently-filled columns in  $\phi(T)$ , provided they are both strictly to the left (or to the right) of the pivot column. This is also true in the present case. The main point is the following lemma, where we really use Definition 8.

**Lemma 7.** *Let  $j$  be the index of the pivot column of  $T$ . Let  $k$  and  $\ell$  be such that  $j < k < \ell$ , the  $k$ th column and the  $\ell$ th column have the same size, and they are identical except that their bottom entries are different. Then one of the  $k$ th and  $\ell$ th columns is identical to the pivot column (except that some top cells are removed).*

For example the 6th and 7th columns in the previous example  $T$  satisfy this condition and indeed the 6th column is identical to the pivot column, except that the top cell is removed.

*Proof.* Notice that if the  $k$ th and  $\ell$ th columns have the same size as the pivot column then it is just a consequence of Lemma 4. Now we suppose that the  $k$ th and  $\ell$ th columns are strictly smaller than the pivot column. Let  $i$  be the size of the  $k$ th and  $\ell$ th columns. We distinguish two cases.

- We suppose first that the  $i - 1$  top cells of the  $k$ th column contain strictly more 1s than the corresponding  $i - 1$  cells in the pivot column. Then, the bottom entry of the  $k$ th and  $\ell$ th columns should be a 1, otherwise there would be an occurrence of  $\begin{smallmatrix} 01 \\ 10 \end{smallmatrix}$ . This contradicts the fact that these entries are different.
- We suppose then that the  $i - 1$  top cells of the  $k$ th column contain strictly more 0s than the corresponding  $i - 1$  cells in the pivot column (say this number of 0s is  $x$ ). Then, let  $h$  be such that the  $k$ th and  $\ell$ th columns are columns of the rectangles  $R_h$ . The pivot column of  $T|_{R_h}$  contains at least  $x$  0s. Because of the second point in the Definition 8, it is possible to find in  $T|_{R_{h-1}}$  a column having a 1 in bottom position and at least  $x$  0s in the  $i$  bottom entries. If this column is also the pivot column of  $T$  there is a contradiction, otherwise we can find a column  $T|_{R_{h-2}}$  having a 1 in bottom position and at least  $x$  0s in the  $i$  bottom entries, so that after some steps we eventually obtain a contradiction.

This shows that the  $i - 1$  top entries of the  $k$ th or  $\ell$ th column contain as many 0s as the corresponding entries in the pivot column. One of these two columns has a 1 in bottom position, and this one is identical to the  $i$  bottommost entries of the pivot column.  $\square$

Apart from the situation in the previous lemma, we can see that the bottom entry of any column is determined by the other entries and the fact that this column is to the left or to the right of the pivot column. This is similar to the Lemmas 3 and 4. So we have proved:

**Proposition 4.** *Proposition 2 remains true when the shape of the diagrams is a Young diagram in French notation.*

The last step of this section is to notice that the bijection  $\phi$  for Young diagrams in French notation has an immediate generalization to other polyominoes:

they are the ones obtained by permuting the  $k - 1$  top rows of a Young diagram in French notation with  $k$  rows.

In this case we also define rectangular subsets  $R_i$  by the following construction. Let  $r$  be the number of distinct columns of  $S$ , and  $C_1, \dots, C_r$  be the columns, sorted by growing indices, such that each of them is distinct from all columns of greater index. And let  $R_i$  be the set of cells that are to the left (in the same row) of a cell of  $C_i$ . For an example see Figure 3.

There is also a bijection between X-diagrams and mixed diagrams of shape  $S$ , preserving any zero-row or zero-column. It is defined exactly the same way as in the case where  $S$  is a Young diagram in French notation.

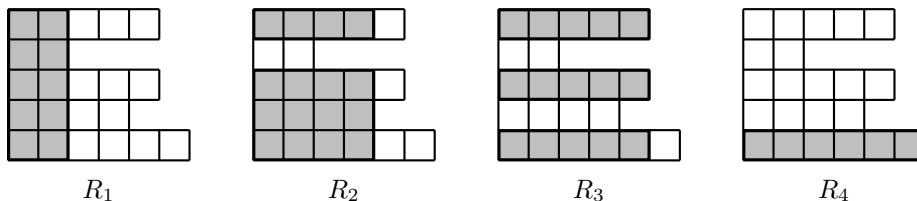


Figure 3: Example of the rectangles  $R_i$ . The columns  $C_i$  have indices 2,4,5, and 6.

#### 4.2. The generalization of $\Phi$

As in the previous case,  $\Phi$  is recursively defined with respect to the number of rows of the diagrams. The only thing to check is that the polyominoes we can obtain are precisely the  $\mathbb{J}$ -complete ones.

**Lemma 8.** *For any polyomino  $S$  the following conditions are equivalent:*

- *Every column of  $S$  intersects the bottom row, and  $S$  is  $\mathbb{J}$ -complete.*
- *The polyomino  $S$  is obtained by permuting the  $k - 1$  top rows, of a Young diagram in French notation with  $k$  rows.*

*Proof.* An example is given in Figure 3. Suppose for example that the first condition is true. Then the bottom row is a set of contiguous cells, and it is of maximal size. Since the polyomino is  $\mathbb{J}$ -complete, we obtain that each other row is also a set of contiguous cells and has the same left extremity as the bottom row. This implies the second condition. The converse is obtained as easily.  $\square$

For any  $\mathbb{J}$ -complete polyomino  $S$ , we can consider the subset  $S'$  of all cells that are above a cell of the bottom row. Then  $S'$  satisfies the condition of the previous Lemma. Then for any X-diagram  $T$  of shape  $S$ , we define  $\phi(T)$  by replacing  $T|_{S'}$  with its image by  $\phi$ . And  $\Phi(T)$  is defined recursively as in the previous case, by replacing the  $k - 1$  top rows of  $\phi(T)$  with their image by  $\Phi$ . Although the details may seem messy because of the more general polyominoes, the ideas are really the same as in the previous case.

**Proposition 5.** *Proposition 3 remains true with diagrams whose shape is a  $\mathbb{J}$ -complete polyomino.*

An example of a  $\mathbb{J}$ -complete polyomino  $S$ , the subset  $S'$  and the rectangles  $R_i$  is given in Figure 4.

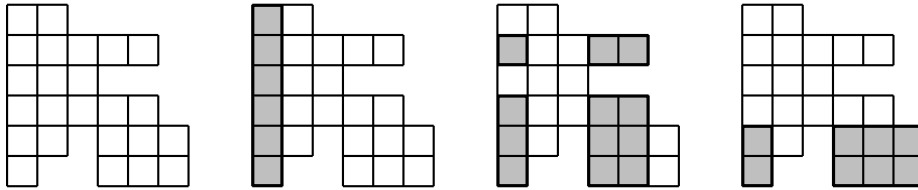


Figure 4: Example of a  $\mathcal{J}$ -complete polyomino  $S$ , and rectangles  $R_i$ . The subset  $S'$  is obtained by removing the second and third column.

## 5. Overview of related results and conclusion

Many questions may arise about how to generalize this work, as can be seen in [5]. We can consider many kinds of avoided patterns, and each of them raises the question of which class of polyominoes have interesting properties. In this section, we sketch some consequences of the results of the previous sections and other related results.

First we show that, as announced in the introduction, we can obtain a bijection between X-diagrams and  $\mathcal{J}$ -diagrams preserving the set of zero-columns and the set of unrestricted rows. This is done by the following modification of the definition of the pivot column:

**Definition 9.** *We call pivot column of an X-diagram  $T$  a non-zero column among the  $\lambda_k$  first ones (otherly said, it is a column of maximal size) such that:*

- *there is a 0 in bottom position,*
- *it has a maximal number of 1s among columns satisfying the previous property,*
- *it is in leftmost position among columns satisfying the two previous properties.*

*If such a column exists, it is uniquely defined (by the third property). There is no such column only in the case where the bottom row is unrestricted.*

With this new definition, we can define new bijections  $\phi_2$  and  $\Phi_2$  the same way we defined  $\phi$  and  $\Phi$ , and we obtain the following:

**Proposition 6.** *For any  $\mathcal{J}$ -complete polyomino  $S$ , the map  $\Phi_2$  is a bijection between X-diagrams of shape  $S$  and  $\mathcal{J}$ -diagrams of shape  $S$ , and this bijection preserves the zero-columns and the restricted rows.*

Now we consider a column-convex polyomino  $S$  such that the top of each column are at the same height, as in Figure 5. Such objects are sometimes called *stalactite polyominoes*. It is  $\mathcal{J}$ -complete. If we have an X-diagram of shape  $S$ , we can permute the columns of the polyomino and get another X-diagram. It is a consequence of the symmetry in the pattern pair  $\begin{pmatrix} 10 & 01 \\ 01 & 10 \end{pmatrix}$ . So with the previous bijection, we obtain that the number of  $\mathcal{J}$ -diagram of shape  $S$  only depends on the column lengths.

It is interesting to notice that this is very close to some results of [3] (we thank Mireille Bousquet-Mélou for mentioning this reference). Indeed, one of

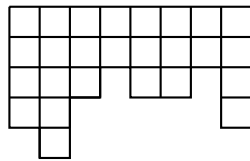


Figure 5: Example of a stalactite polyomino.

the objects studied in this reference are the fillings of stalactite polyominoes by 0s and 1s, avoiding a pattern which is the identity matrix of a given size, and with a maximal number of 1s. Jonsson shows that the number of such fillings only depends of the column length of the polyomino, which is a similarity with the case of  $\mathbb{J}$ -diagrams.

### References

- [1] A. Burstein, On some properties of permutation tableaux, *Ann. Combin.* 11 (2007) 355-368.
- [2] S. Corteel and P. Nadeau, Bijections for permutation tableaux, *Eur. J. of Comb* 30(1) (2009) 295-310.
- [3] J. Jonsson, Generalized Triangulations and Diagonal-Free Subsets of Stack Polyominoes, *J. of Comb. Theory Series A* 112 (2005) 117-142.
- [4] A. Postnikov, Total positivity, grassmannians, and networks, preprint 2006, arXiv:math/0609764v1.
- [5] A. Spiridonov, Pattern-avoidance in binary fillings of grid shapes, *Proc. FPSAC'2008*.
- [6] R. P. Stanley, Acyclic orientations of graphs, *Discrete Math.* 5 (1973) 171-178.
- [7] L. Williams, Enumeration of totally positive Grassmann cells, *Adv. Math.* 190(2) (2005) 319-342.