

Pseudo-Random Bit Generation based on 2D chaotic maps of logistic type and its Applications in Chaotic Cryptography

C. Pellicer-Lostao and R. López-Ruiz

Department of Computer Science and BIFI,
Universidad de Zaragoza, 50009 - Zaragoza, Spain,
carmen.pellicer@unizar.es, rilopez@unizar.es

Abstract. Pseudo-Random Bit Generation (PRBG) is required in many aspects of cryptography as well as in other applications of modern security engineering. In this work, PRBG based on 2D symmetrical chaotic mappings of logistic type is considered. The sequences generated with a chaotic PRBG of this type, are statistically tested and the computational effectiveness of the generators is estimated. Considering this PRBG valid for cryptography, the size of the available key space is also calculated. Different cryptographic applications can be suitable to this PRBG, being a stream cipher probably the most immediate of them.

Key Words: Pseudorandom Bit Generation, Chaotic Cryptography, Security Engineering

1 Introduction

Many aspects of cryptography and modern security engineering depend upon the generation of pseudo-random numbers. Examples are the use of nonces in authentication protocols, salts in certain signature schemes, generation of keys or the keystreams of stream cyphers [1], [2]. The requirements of randomness in these generators vary according to their application. For example, the generation of master keys normally requires high quality or entropy [10]. But in the case of nonces, uniqueness can be the main requirement for some protocols [1].

Pseudo-Random Bit Generators (PRBG) are implemented by deterministic numeric algorithms and they should pass several statistical tests [2], [3], to prove themselves useful. These tests can be set up to different levels of requirements of randomness depending on the future application of the PRBG. The security of the entire cryptographic protocol or system, relies on the randomness quality of the generator [10].

Over the last two decades, several works have implemented PRBG based on chaotic systems (a complete survey can be found in [4]). Chaotic systems have the property of being deterministic in the microscopic space and behave randomly, when observed in a coarse-grained state-space. The sensitivity of chaotic maps to initial conditions make them optimum candidates to relate minimal

critical information about the input, in the output sequence. Their iterative nature makes them fast computable and able to produce binary sequences with extremely long cycle lengths.

In 2006 Madhekar Suneel proposes in [5], a method for pseudo-random binary sequence generation based on the two-dimensional Hénon map. The author also indicates that the choice of the Hénon map is rather arbitrary and that similar results should also be attainable with other 2D maps.

This paper explore precisely this possibility, and presents a finite automata scheme as the key to achieve that. This comprehensive scheme is then applied to two particular 2D dynamical systems presented in [6], which are formed by two symmetrically coupled logistic maps. The pseudo-random properties of the generators obtained that way, are investigated.

The chaotic PRBG algorithm described in this paper can be used in different ways. One of its applications, and maybe the most immediate, could be the construction of practical stream ciphers. In this way, the chaotic PRBG can expand a short key into a long keystream, which directly exclusive-or'ed with the clear text or message, gives the ciphertext. The evaluation of the potential size of the key space and the computational cost of the algorithm makes it worth to be considered.

The paper is structured as follows: Section 2 introduces chaotic PRBG. Section 3 describes statistical testing of random sequences. Section 4 obtains a PRBG based on a 2D symmetrical chaotic map of logistic type. In Section 5 several binary sequences are obtained and tested. The computational cost of the PRBG algorithm and the size of the key space for cryptographic applications are evaluated in Section 6. Section 7 remarks the final conclusions and discusses further work to be done.

2 Chaotic Random Bit Generation

The inherent properties of chaos, such as ergodicity and sensitivity to initial conditions and control parameters, connect it directly with cryptography characteristics of confusion and diffusion [7]. Additionally chaotic dynamical systems have the advantage of providing simple computable deterministic pseudo-randomness.

As a consequence of these observations, several works were presented since 1990s implementing PRBG based on different chaotic systems [5], [9], [10], [11], [12]. In some way, it could be said that chaos has brought into being a novel branch for PRNG in cryptography, called chaotic PRNG.

An N-dimensional deterministic discrete-time dynamical system is an iterative map $f : \mathfrak{R}^N \rightarrow \mathfrak{R}^N$ of the form:

$$X_{k+1} = f(X_k) \tag{1}$$

where $k = 0, 1 \dots n$. is the discrete time and $X_0, X_1 \dots X_n$, are the states of the system at different instants of time.

In these systems, the evolution is perfectly determined by the mapping $f : \mathfrak{R}^N \rightarrow \mathfrak{R}^N$ and the initial condition X_0 . Starting from X_0 , the *initial state*, the

repeated iteration of (1) gives rise to a fully deterministic series of states known as an *orbit*.

To build a chaotic PRBG is necessary to construct a numerical algorithm that transforms the states under chaotic behaviour of the system into binary numbers. The existing designs of chaotic PRNGs use different techniques to pass from the continuum to the binary world [4]. The most important are:

1. Extracting one or more bits from each chaotic state along chaotic orbits [9].
2. Dividing the phase space into m sub-spaces (defined through $N = \log_2(m)$ threshold values), and output a binary number $i = 0, 1, \dots, m - 1$ if the chaotic orbit visits the i_{th} subspace [5], [10].
3. Combining the outputs of two or more chaotic systems to generate the pseudo-random numbers [11], [12].

Discrete or digital chaos implemented on computers with finite precision is normally called “pseudo chaos”. In pseudo chaos dynamical degradation of the chaotic properties of the system may appear, as throughout iterations pseudo orbits may depart from the real ones in many different and uncontrolled manners [8]. Even so, the above exposed techniques are capable of generating sequences of bits or binary numbers, which appear random-like from many aspects.

One may also consider that using high dimensional chaotic systems could offer additional advantages. While less known, these systems whirl many variables at any calculation and the periodic patterns produced by the finite precision of the computer are more difficult to appear than in the low dimensional cases.

In this paper the technique of dividing the phase space is followed and applied on two symmetrical two-dimensional (2D) chaotic maps of logistic type.

3 Statistical Tests Suites

In general, randomness cannot be mathematically proved. Alternatively, different statistical batteries of tests are used. Each of these tests evaluates a relevant random property expected in a true random generator. To test a certain randomness property, several output sequences of the generator under test are taken. As one knows a priori the statistical distribution of possible values that true random sequences would be likely to exhibit, a conclusion can be obtained upon the probability of the tested sequences to be random.

Mathematically this is done as follows [3]. For each test, a *statistic variable* X is specified along with its correspondent *theoretical random distribution function* $f(x)$. For non-random sequences, the statistic can be expected to take on larger values, typically far-out in the tails of $f(x)$. A *critical value* x_α is defined for the theoretical distribution so that $P(X > x_\alpha) = \alpha$, that is called the *significance level* of the test. In the same way, theoretically other distribution functions and a β value could be defined to assess non-random properties. But in practice, it is impossible to calculate all the distributions that describe non-randomness, for there are an infinite number of ways that a data stream can be non-random.

When a test is applied, the test statistic value X_s is computed on the sequence being tested. This test statistic value X_s is compared to the critical value x_α . If the test statistic value exceeds the critical value, the hypothesis for randomness is rejected. The rejection is done with a $(100 * \alpha)\%$ probability of having FALSE POSITIVE error (this is called a *TYPE I error*, where the sequence was random and is rejected). Otherwise is not rejected (i.e., the hypothesis is accepted) with a probability of $(100 * \beta)\%$ of error (this is called *TYPE II error* or FALSE NEGATIVE, the sequence was non-random and is accepted). In consequence passing the test merely provides a probabilistic evidence that the generator produces sequences which have certain characteristics of random sequences.

For a given application, the value of α must be selected appropriately. This is because if α is too high TYPE I errors may frequently occur (respectively if α is too low the same will happen for TYPE II errors). For cryptographic applications typical values of α are selected between the interval $\alpha \in [0.001, 0.01]$, which is also referred as a confidence level in the interval $[99.9\%, 99\%]$ for the test. Unlike α , β is not fixed, for it depends on the non-randomness defects of the generator. Nevertheless α, β and the size of the tested sequence (n) are related. Then for a given statistic, a critical value and a minimum n should be selected to minimize the probability of a TYPE II error (β).

There exist different well-known sources of test suites available in the Internet. In the present work, Marsaglia's Diehard test suite (in [13]) and NIST Statistical Test Suite (in [3]) were selected, for they are very accessible and widely used. Table 1 lists the tests comprised in these suites. In both suites, the

Number	Diehard test suite	NIST test suite
1	Birthday spacings	Frequency (monobit)
2	Overlapping 5-permutation	Frequency test within a block
3	Binary rank test	Cumulative sums
4	Bitstream	Runs
5	OPSO	Longest run of ones in a block
6	OQSO	Binary matrix rank
7	DNS	Discrete fourier transform
8	Count-the-1's test	Non-overlapping template matching
9	A parking lot	Overlapping template matching
10	Minimum distance	Maurer's universal statistical
11	3D-spheres	Approximate entropy
12	Squeeze	Random excursions
13	Overlapping sums	Random excursions variant
14	Runs	Serial
15	Craps	Linear complexity

Table 1. List of tests comprised in the Diehard and NIST test suites.

test statistic value X_s obtained in each test is used to calculate a p-value that summaries the strength of evidence against the randomness of the tested PRBG.

4 Pseudo-Random Bit Generation based on two-dimensional chaotic maps of logistic type

In [6], López-Ruiz and Pérez-García analyze a family of three chaotic systems obtained by coupling two logistic maps. The focus here will be made on models (a) and (b), which will be called systems A and B:

$$\begin{array}{ll}
 \text{SYSTEM A :} & \text{SYSTEM B :} \\
 T_A : [0, 1] \times [0, 1] \longrightarrow [0, 1] \times [0, 1] & T_B : [0, 1] \times [0, 1] \longrightarrow [0, 1] \times [0, 1] \\
 x_{n+1} = \lambda(3y_n + 1)x_n(1 - x_n) & x_{n+1} = \lambda(3x_n + 1)y_n(1 - y_n) \\
 y_{n+1} = \lambda(3x_n + 1)y_n(1 - y_n) & y_{n+1} = \lambda(3y_n + 1)x_n(1 - x_n)
 \end{array} \quad (2)$$

Amazingly, these systems show the following symmetry $T_A(x, y) = T_B(y, x)$, which implies that $T_A^2(x, y) = T_B^2(x, y)$. From a geometrical point of view, both present the same chaotic attractor in the interval $\lambda \in [1.032, 1.0843]$. The dynamics in this regime is particularly interlaced around the saddle point $P4$, that plays an important role for our proposes:

$$P4 = [P4_x, P4_y], \quad \text{where} \quad P4_x = P4_y = \frac{1}{3} \left(1 + \sqrt{4 - \frac{3}{\lambda}} \right). \quad (3)$$

To obtain the Symmetric Coupled Logistic Map PRBG, the algorithm presented in [5] is applied on System A. Its functional block structure is represented in Fig.1 and it is explained in the following paragraphs.

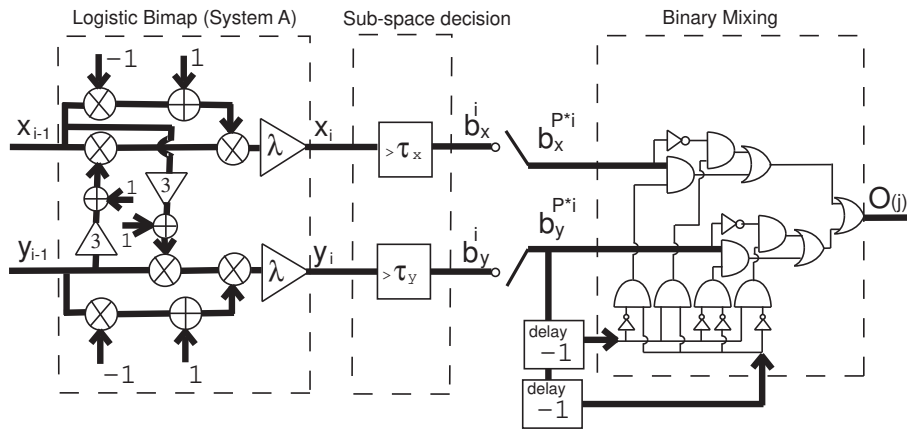


Fig. 1. Functional block structure of the proposed algorithm in [5] for System A.

In this case, the technique of dividing the phase space in four sub-spaces is used. This is done in the block named as *Sub-space decision* in which the threshold values, τ_x and τ_y , are employed to convert the suite into a binary sequence, by means of the following equations:

$$b_x = \begin{cases} 0 & \text{if } x \leq \tau_x; \\ 1 & \text{if } x > \tau_x; \end{cases} \quad b_y = \begin{cases} 0 & \text{if } y \leq \tau_y. \\ 1 & \text{if } y > \tau_y. \end{cases} \quad (4)$$

A purely statistical procedure is proposed in [5] to obtain τ_x (or τ_y) as the median of a large T set of x (or y) values. τ_x and τ_y are chosen after the first $T = 1000$ iterations of the system. After obtaining $S_x = \{b_x^i\}_{i=1}^{\infty}$ and $S_y = \{b_y^i\}_{i=1}^{\infty}$, they are sampled with a frequency of $1/P$ (each P iterations) and $B_x = \{b_x^{P*i}\}_{i=1}^{\infty}$ and $B_y = \{b_y^{P*i}\}_{i=1}^{\infty}$ are obtained. The effect of skipping P consecutive values of the orbit is necessary to get a random macroscopic behaviour. With this operation, the correlation existing between consecutive values generated by the chaotic system is eliminated, in a way such that over a P_{min} , sequences generated with $P > P_{min}$ will appear macroscopically random. Although P is normally introduced as an additional key parameter in pseudo-random sequences generation [14], it strongly determines the speed of the generation algorithm, so it is recommended to be kept as small as possible.

The output binary pseudorandom sequence $O(j)$ is obtained by a mixing operation of the actual and previous values of the sequence $B(j) = [B_x(j), B_y(j)]$ given by the truth table sketched in Table 2.

	$B_y(j-1)$	
$B_y(j-2)$	0	1
0	$B_x(j)$	Not($B_x(j)$)
1	$B_y(j)$	Not($B_y(j)$)

Table 2. Truth table generating the binary sequence.

Unfortunately the sequences so formed do not pass the minimum requirements of randomness assessed by Diehard test suite. At this point, it is noticed that, to obtain good results, the geometrical characteristics of the system must be taken into account. More precisely, it is found out that the division of the phase space in four sub-spaces must be defined, in a way that the system visits each sub-space according to a particular finite state automata. This automata is inferred from the Hénon map behaviour in [5] and it has a particular pattern of visits of the four sub-spaces. For Systems A and B, this finite automata is depicted in Fig. 2(a) and 2(c).

Let us name the sub-spaces corresponding to $[b_x^i, b_y^i]$ with values $[0, 0]$, $[1, 0]$, $[0, 1]$ and $[1, 1]$ as 1,2,3 and 4. Although the four sub-spaces are not visited equally, there exists a symmetry of movements between sub-spaces 1-3 and 2-4, which has a characteristic mixing of 50% and 50%, as long as a predominant

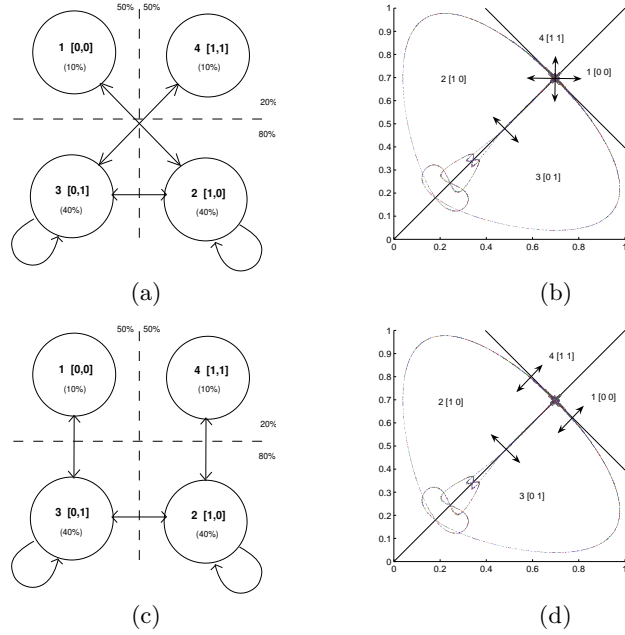


Fig. 2. (a) Finite automata and (b) final sub-space division for System A. (c) Finite automata and (d) final sub-space division for System B. (In both cases, $\lambda = 1.07$).

(80%) and constant transition between 3 and 2. This leads to a highly variation of binary values in sequences S_x , S_y . In the end, these conditions give the final result of an output sequence $O(j)$ with a proper balance of zeros and ones, or put it in another way, with pseudo-random properties.

To get this automata for the symmetric coupled logistic maps Systems A and B, one should chose the diagonal axis, which divides phase space in two parts, each of which is equally visited (50%). And additional statistical calculus is required to divide these two sub-spaces, in another two with a visiting rate of 40%-10% each one. When this is done, one can observe that this is got by merely selecting P4 and the line perpendicular to the axis in P4 as the other division line. The final sub-space division for each system is presented in Fig. 2(b) and 2(d), along with the indications of the evolution of the visits to each sub-space.

Finally the initial algorithm in Fig. 1 applied to System A, is modified with the appropriate sub-space decision block. The final PRBG functional scheme is represented in Fig. 3.

As a direct application to cryptography, the PRBG could be used for the construction of a stream cipher. Different initial conditions, x_0 and y_0 and parameters λ and P , can be applied to the input of the system and be used as a key to generate the keystream, or output sequence $O(j)$. The keystream $O(j)$ can be XORed directly with a clear text obtaining that way the ciphertext.

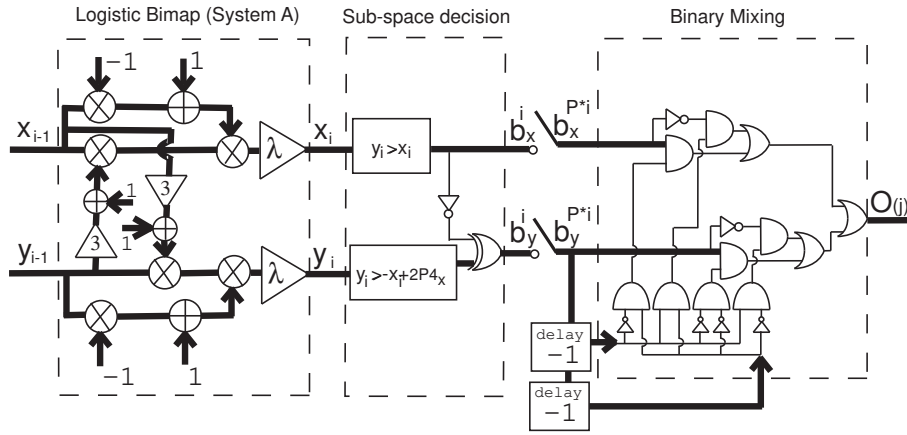


Fig. 3. Functional block structure of the PRBG applied to the symmetric coupled logistic map PRBG with System A.

Different sequences are obtained with the system of Fig. 3 in next section. Their randomness is assessed and demonstrates them statistically valid for cryptographic applications. This may indicate that the automata scheme presented in Fig. 2(a) and 2(c) represents a sufficient condition to obtain pseudo-randomness. Consequently, it can represent a systematic scheme to extend the algorithm in [5] to get PRBG on other chaotic maps.

5 Pseudo-Random Sequences Statistical testing

To assess the randomness of the PRBG obtained in the previous section with systems A and B, several sequences are obtained and submitted to the Diehard [13] and NIST [3] test suites described in section 3. Similar results were found for both systems and for simplicity, only those obtained with system A will be presented here after. Ten sequences were generated with six different sets of initial conditions. Their characteristics are described in Table 3.

Sequence	S1	S2	S3	S4	S5	S6
x_0	0.989125	0.491335	0.672757	0.726874	0.39565	0.999851
y_0	0.689125	0.691335	0.497757	0.901874	0.49565	0.649851
λ	1.04869	1.05392	1.06961	1.08007	1.06438	1.07489
P_{Dmin}	55	45	35	47	<i>n.a.</i>	<i>n.a.</i>
P_{Nmin}	83	105	83	83	100	85

Table 3. Parameters P_{Dmin} and P_{Nmin} for different sequences S_i , $i = 1, \dots, 6$, with different initial conditions (x_0, y_0) and map parameter λ .

Six of them (S1,S2,S3,S4,S5 and S6) were tested with Nist tests suite with 200 Mill. of bits and four of them (S1,S2,S3 and S4) were tested with Diehard tests suite with 80 Mill. of bits. Here, the parameters P_{Dmin} and P_{Nmin} are the minimum sampling rate or shift factor, P_{min} , over which, all sequences generated with the same initial conditions and $P > P_{min}$ pass Diehard or Nist tests suites, respectively. It is observed here, that the Nist tests suite requires a higher value of P_{min} and that S5 and S6 were not tested with Diehard battery of tests.

In the Diehard tests suite, each of them returns one or several p-values which should be uniform in the interval $[0,1)$ when the input sequence contains truly independent random bits. The significance level of the tests was set properly for cryptographic applications ($\alpha = 0.01$). The software available in [13] provide a total of 218 p-values for 15 tests, and the uniformity requirement can be assessed graphically plotting them in the interval $[0,1)$.

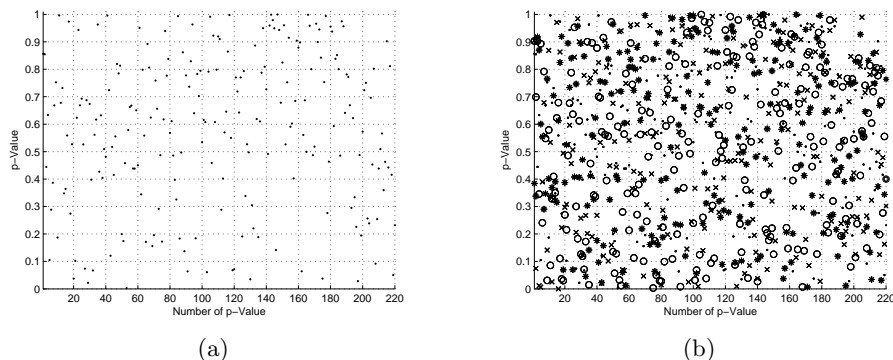


Fig. 4. (a) Diehard test suite p-values obtained with all tests for initial conditions S1 with $P = P_{Dmin} = 55$. (b) p-values obtained for initial conditions S1(●),S2(o),S3(*) and S4(x) with $P = P_{Dmin}$ value in Table 3.

Fig. 4(a) shows the uniformity distribution of the p-values over the interval $[0,1)$ obtained for a sequence with initial conditions S1 and $P_{Dmin} = 55$. Sequences with initial values S1 to S4 where proved to pass the Diehard battery of tests. Fig. 4(b) presents a graphical representation of the p-values obtained for each sequence with sampling factor $P = P_{Dmin}$ value in Table 3. It can be observed that some p-values are occasionally near 0 or 1. Although it can not be well appreciated in the figure, it has to be said that those never really reach these values.

In the Nist tests suite [3], one or more p-values are also returned for each sequence under test. The significance level of the tests was set to $\alpha = 0.01$, as in the Diehard case. These tests require a sufficiently high length of sequences and to prove randomness in one test, two conditions should be verified. First, a minimum percentage of sequences should pass the test and second, the p-values of all sequences should also be uniformly distributed in the interval $(0, 1)$.

For this case, each of the six sequences with initial conditions S1 to S6 are arranged in 200 sub-sequences of 1Mill. bits each and submitted to the Nist battery of tests. Sequences S proved to pass all tests over a minimum value of P_{Nmin} , shown in Table 3.

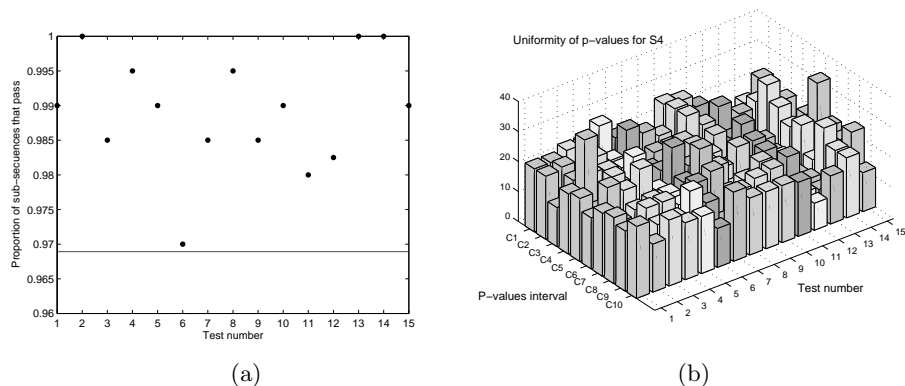


Fig. 5. In (a), the proportion of sub-sequences S1 that passes each test is displayed. In (b) The distribution of p-values of S4 is examined for each test to ensure uniformity. The interval between 0 and 1 is divided in ten sub-intervals ($C1, C2, \dots, C10$), and the p-values that lie within each subinterval are counted and plotted.

In Fig. 5(a) and 5(b), the results obtained for S1 and S4 respectively are graphically presented, as an example of what was obtained for each S . The tests in the suite are numbered according to Table 1. Fig. 5(a) represents the percentage of the 200 sub-sequences of S1, that pass each of the 15 tests of the suite. These percentages are over the minimum pass rate required of 96.8893% for a sample size = 200 binary sub-sequences. Fig. 5(b) describes the uniformity of the distribution of p-values obtained for the 15 tests of the suite. Here, uniformity is assessed. The interval (0,1) is divided in ten subintervals ($C1, C2, \dots, C10$) and the number of p-values that lay in each sub-interval, among a total of 200, are counted and proved to be uniform.

6 Key space size and computational cost

To establish the complexity, and consequently the speed of the PRBG described in Fig. 3, the principle of invariance is observed. This says that the efficiency of one algorithm in different execution environments differs only in a multiplicative constant, when the values of the parameters of cost are sufficiently high.

In this sense, the asymptotic behaviour of the computational cost of the PRBG is governed by the calculus performed in the chaotic block. This block performs P iterations to obtain an output bit, $O(j)$.

The capital theta notation (Θ) can be used to describe an asymptotic tight bound for the magnitude of cost of the PRBG. And consequently, the 2D symmetric coupled logistic maps have a computational cost or complexity of order $\Theta(P * n)$.

When considered for cryptographic applications, the key space is determined by the interval of the parameter λ and the initial conditions that keep the dynamical system in the chaotic regime. These are $\lambda \in [1.032, 1.0843]$, $x_0 \in (0, 1)$ and $y_0 \in (0, 1)$. The sampling parameter can also be considered as another parameter of the key space. One must observe that P should be kept in a suitable range, so that the PRBG is fast enough for its desired application. These intervals can be denoted with brackets and calculated as $[\lambda] = 0.0523$, $[x_0] = 1$, $[y_0] = 1$ and $[P] = 4890$, when taking $[P] \in [110, 6000]$ as the range of the sampling factor.

Let us consider $\epsilon_{32} \approx 1.1921 \times 10^{-7}$ as the smallest available precision for fixed-point representation with 32 bits and its correspondent magnitude $\epsilon_{64} \approx 2.2204 \times 10^{-16}$ for floating-point numbers with 64 bits. These quantities give us the maximum number of possible values of every parameter in any of the two representations. This is easily computed dividing the intervals by ϵ , as $K_\lambda = [\lambda]/\epsilon$, $K_{x_0} = [x_0]/\epsilon$, $K_{y_0} = [y_0]/\epsilon$ and $K_P = [P]/\epsilon$. The total size of representable parameter values is given by K , calculated as $K = K_\lambda \times K_{x_0} \times K_{y_0} \times K_P$. K is the size of the available key-space and its logarithm in base 2 gives us the available length of binary keys to produce pseudo-random sequences in the generator.

The values obtained for each number precision, are $K_{32} = 1.53 \times 10^{30}$ with a key length of 100 bits for single precision and $K_{64} = 1.27 \times 10^{65}$, with a key length of 216 bits for double precision. These results are encouraging for recommending the use of the PRBG in Fig. 3 for cryptographic applications, where a length of keys greater than 100 is considered strong enough against brute force attacks, [7].

7 Conclusions

In the present work, a refinement of the algorithm exposed in [5] by M. Suneel is presented. It consists of the introduction of a finite automata that makes possible its application to other chaotic maps. In some way, this finite automata could be said to extend the range of application of this algorithm for other 2D chaotic systems. This is referred in [4] as making the PRBG chaotic-system-free.

The fact is that, while systematic, the scheme presented in this paper is not straight-forward. This is because building the finite automata requires necessarily a detailed study of the geometrical properties of the dynamical evolution of the chaotic system.

The authors apply this technique to build two new PRBG using two particular 2D dynamical systems formed by two symmetrically coupled logistic maps. A set of different pseudo-random sequences are generated with one of the PRBG. Statistical testing of these sequences shows fine results of random properties for the PRBG.

The estimation of the PRBG computational cost has an asymptotic tight bound of $\Theta(P * n)$. The available size of the key space is also calculated and a minimum length of binary keys of 100 and 216 bits is obtained for simple and double precision respectively. These preliminary results indicate a promising quality of the PRBG for cryptographic applications.

Consequently, the chaotic PRBG algorithm could be of use for different applications in security engineering. A direct application in cryptography could be the construction of a stream cipher. This can be easily obtained when the output sequences $O(j)$ in Fig. 3 are used as a keystream. Then, this can be directly XORed with a clear text obtaining that way the ciphertext.

For future work, the authors plan to consider the geometrical properties of the logistic bi-mappings to enhance the performance of the presented PRBG.

References

1. Anderson, R.: Security Engineering, A Guide to Build Dependable Distributed Systems, <http://www.cl.cam.ac.uk/~rja14/book.html> John Wiley and Sons Inc., New York (2001)
2. Menezes, A., van Oorschot, P., Vanstone, S.: Handbook of Applied Cryptography. CRC Press, Florida (1997)
3. NIST Special Publication 800-22: A Statistical Test Suite for the Validation of Random Number Generators and Pseudo Random Number Generators for Cryptographic Applications, (2001)
4. Li, S.: Analyses and New Designs of Digital Chaotic Ciphers. PhD thesis, School of Electronic and Information Engineering, Xi'an Jiaotong University (2003)
5. Madhekar, S.: Cryptographic Pseudo-Random Sequences from the Chaotic Hénon Map. <http://arxiv.org/abs/cs/0604018>, (2006)
6. Lopez-Ruiz, R., Pérez-Garcia, C.: Dynamics Maps with a Global Multiplicative Coupling. Chaos, Solitons and Fractals, Vol.1, pp 511-528, (1991) ; Lopez-Ruiz, R., Fournier-Prunaret, D.: Complex Patterns on the Plane: Different Types of Basin Fractalization in a Two-Dimensional Mapping, International Journal of Bifurcation and Chaos, Vol. 13, 287-310 (2003)
7. Alvarez G., Li, S.: Some Basic Cryptographic Requirements for Chaos-Based Cryptosystems. International Journal of Bifurcation and Chaos, Vol.16, pp 2129-2151 (2006)
8. Li, S., Chen, G., Mou, X.: On the dynamical degradation of digital piecewise linear chaotic maps. International Journal of Bifurcation and Chaos, Vol.15, pp 3119-3151 (2005)
9. Protopopescu, V.A., Santoro, R.T., Tollover, J.S.: Fast secure encryption-decryption method based on chaotic dynamics. US Patent No. 5479513 (1995)
10. Stojanovski, T., Kocarev, L.: Chaos based Random Number Generators. Part I: Analysis. IEEE Transactions on Circuits and Systems I: Fundamental Theory and Applications, Vol.43, pp 281-288 (2001)
11. Po-Han, L., Soo-Chang, P., Yih-Yuh, C.: Generating chaotic stream ciphers using chaotic systems. Chinese Journal of Physics, Vol.41, pp 559-581 (2003)
12. Li, S., Mou, X., Cai, Y.: Pseudo-random bit generator based on couple chaotic systems and its application in stream-ciphers cryptography. INDOCRYPT 2001, LNCS, Vol. 2247, pp 316-329, Springer, Heidelberg (2001).

13. Marsaglia, G.: The diehard test suite, 1995. <http://stat.fsu.edu/geo/diehard.html>
14. Kocarev, L.: Chaos-based Cryptography: a brief overview. IEEE Circuits and Systems Magazine, Vol.1, pp 6-21 (2001)