

Early SUSY discovery at LHC without missing E_T : the role of multi-leptons

Howard Baer*, Harrison Prosper†, Heaya Summy‡

Dept. of Physics, Florida State University, Tallahassee, FL 32306, USA

Abstract

Traditional searches for SUSY at hadron colliders rely heavily on the presence of large missing transverse energy (ME_T) to reject background compared to signal. On the other hand, initial searches for new physics at the LHC may not be able to rely on ME_T due to a variety of detector calibration issues. We show that much of SUSY parameter space is accessible to discovery even *without* using ME_T , and with rather low integrated luminosities $0.1\text{-}1\text{ fb}^{-1}$. A key role is played by isolated lepton multiplicity which arises from gluino and squark cascade decays. Requiring ≥ 3 isolated leptons plus jets yields a high rate of background rejection compared to signal. We find an LHC reach in $m_{\tilde{g}}$ of about 700-750 GeV for just 0.1 fb^{-1} of integrated luminosity by requiring events with ≥ 4 jets plus ≥ 3 isolated leptons but *without* using ME_T . If a large enough event sample is assembled, then kinematic reconstruction of sparticle mass properties should be possible just as in the case where large missing E_T is required. SUSY without ME_T can also be seen in opposite-sign/same flavor *dilepton plus jets* events when a characteristic invariant mass edge stands out against background.

*Email: baer@hep.fsu.edu

†Email: harry@hep.fsu.edu

‡Email: heaya@hep.fsu.edu

It is expected that the CERN Large Hadron Collider (LHC), a $\sqrt{s} = 14$ TeV pp collider, will begin operation in late 2008 or early 2009. One of the main goals of the LHC is to either discover or exclude the existence of weak scale supersymmetry (SUSY)[1]. SUSY is an exciting concept theoretically in that the added symmetry allows for a stabilization of the weak scale when the Minimal Supersymmetric Standard Model (MSSM) is embedded into more encompassing theories such as GUTs, which would be valid at much higher energy scales. SUSY theories also have some experimental support in that the $SU(3)_C \times SU(2)_L \times U(1)_Y$ gauge couplings measured at LEP are seen to unify at $M_{GUT} \simeq 2 \times 10^{16}$ GeV under MSSM renormalization group running, while unification is very poor under Standard Model (SM) running.

Most theories of weak scale SUSY have an added R -parity invariance which is necessary to stabilize the proton against rapid decay through R -violating interactions. A consequence of R -parity conservation is that superpartners of SM particles must decay to other superpartners. In this case, the lightest SUSY particle (LSP) must be absolutely stable. If produced in the early universe, then there should exist relic LSPs in the universe today, and in fact it is popular to conjecture that these might make up the required cold dark matter (CDM) in the universe. Null searches for massive charged or colored relics from the Big Bang indicate that the LSP must be electrically and color neutral. In many models, the lightest neutralino ($\tilde{\chi}_1^0$ or \tilde{Z}_1) turns out to be the LSP, and is an excellent candidate CDM particle. A neutralino LSP, if produced in a collider experiment, would escape detection and thus provide a signal characterized by an apparent non-conservation of (transverse) energy.

It was recognized early on that perhaps the *classic* signature for production of SUSY particles in collider events is the presence of an excess of ME_T + jets events above SM background¹. Thus, most studies of sparticle discovery at collider experiments rely on the presence of large ME_T in the events in order to reject SM backgrounds such as multi-jet production in QCD. At LHC, many analyses require for instance $ME_T \gtrsim 100$ GeV as a minimum requirement[3].

From the experimental side, the requirement of large ME_T can be problematic, especially if an *early* discovery of SUSY is desired. Missing transverse energy can arise not only from the presence of weakly interacting neutral particles such as neutrinos or the lightest neutralinos, but also from a variety of other sources, including:

- energy loss from cracks and un-instrumented regions of the detector,
- energy loss from dead cells,
- hot cells in the calorimeter that report an energy deposition even if there isn't one,
- mis-measurement in the electromagnetic calorimeters, hadronic calorimeters or muon detectors and
- the presence of mis-identified cosmic rays in events.

Thus, in order to have a solid grasp of expected ME_T from SM background processes, it will be necessary to have detailed knowledge of the complete detector performance. As experience at the Tevatron suggests, this complicated task may well take some time to complete. The

¹Indeed, it is suggested in Ref. [2] that SUSY gives rise to so-called “zen” events: jets balanced by ME_T , which correspond to the sound of one hand clapping.

same is likely to be true at the LHC, as many SM processes will have to be scrutinized first in order to properly calibrate the detector. For this reason, SUSY searches using ME_T as a crucial requirement may well take rather longer than a year to provide reliable results.

On the other hand, if SUSY particles are relatively light, then production cross sections can be huge, and many new physics events may be generated in the first few months of running. For instance, for $m_{\tilde{g}} \sim 400$ GeV and heavy squarks, the expected gluino pair cross sections are in the 10^5 fb range. If $m_{\tilde{g}} \sim m_{\tilde{q}} \sim 400$ GeV, then production cross sections are even higher: of order 10^6 fb! Thus, with just 0.1 fb^{-1} of integrated luminosity, we might expect of order $10^4 - 10^5$ new physics events to be recorded on tape if the gluino is in the 400 GeV range.

In this paper, we wish to examine if an early SUSY discovery might be made *without* using ME_T cuts. The key is to take advantage of the large production cross sections of strongly interacting SUSY particles (the gluinos and squarks) and their complex cascade decays. Gluinos and squarks generally decay through a multi-step cascade of decays[4] until the LSP state is reached, so that SUSY signal events are expected to be rich in jet multiplicity, b -jet multiplicity, isolated lepton multiplicity and sometimes large tau-jet multiplicity. In addition, gauge mediated SUSY can lead to collider events with high isolated photon multiplicity. Thus, we would like to be able to use *detected objects* such as jets, b -jets and isolated leptons to maximize signal over background, rather than *inferred* objects like ME_T which requires a complete detector knowledge. Our main result in this paper is that we find a substantial reach for SUSY at the LHC by requiring multi-jet plus multi-lepton events, without requiring the presence of ME_T . By searching in this channel, one may be able to discover SUSY even before the detectors are fully calibrated such that ME_T is a useful variable for background rejection.

We use Isajet 7.76[5] for the simulation of signal and background events at the LHC. A toy detector simulation is employed with calorimeter cell size $\Delta\eta \times \Delta\phi = 0.05 \times 0.05$ and $-5 < \eta < 5$. The HCAL energy resolution is taken to be $80\%/\sqrt{E} + 3\%$ for $|\eta| < 2.6$ and FCAL is $100\%/\sqrt{E} + 5\%$ for $|\eta| > 2.6$. The ECAL energy resolution is assumed to be $3\%/\sqrt{E} + 0.5\%$. We use a UA1-like jet finding algorithm with jet cone size $R = 0.4$ and require that $E_T(\text{jet}) > 50$ GeV and $|\eta(\text{jet})| < 3.0$. Leptons are considered isolated if they have $p_T(e \text{ or } \mu) > 20$ GeV and $|\eta| < 2.5$ with visible activity within a cone of $\Delta R < 0.2$ of $\Sigma E_T^{\text{cells}} < 5$ GeV. The strict isolation criterion helps reduce multi-lepton backgrounds from heavy quark ($c\bar{c}$ and $b\bar{b}$) production.

We identify a hadronic cluster with $E_T > 50$ GeV and $|\eta(j)| < 1.5$ as a b -jet if it contains a B hadron with $p_T(B) > 15$ GeV and $|\eta(B)| < 3$ within a cone of $\Delta R < 0.5$ about the jet axis. We adopt a b -jet tagging efficiency of 60%, and assume that light quark and gluon jets can be mis-tagged as b -jets with a probability $1/150$ for $E_T \leq 100$ GeV, $1/50$ for $E_T \geq 250$ GeV, with a linear interpolation for $100 \text{ GeV} < E_T < 250 \text{ GeV}$ [6].

For our initial analysis, we adopt the well-studied SPS1a' benchmark point[7], which occurs in the minimal supergravity (mSUGRA) model with parameters $m_0 = 70$ GeV, $m_{1/2} = 250$ GeV, $A_0 = -300$ GeV, $\tan\beta = 10$, $\mu > 0$ and $m_t = 171$ GeV. Here, m_0 is a common GUT scale scalar soft breaking mass, $m_{1/2}$ is a common GUT scale gaugino mass, A_0 is a common GUT scale trilinear soft term and $\tan\beta$ is the ratio of Higgs vevs. The parameter μ occurs in the superpotential; its magnitude, but not its sign, is determined by requiring a radiative breakdown of electroweak symmetry. The sparticle mass spectrum is generated by the Isajet 7.76 program, which adopts an iterative approach to solving the MSSM RGEs using two-loop

| process | events | σ (fb) | cuts $1p+ \geq 3\ell$ (fb) |
|--|-------------------|----------------------|----------------------------|
| QCD ($p_T : 50 - 100$ GeV) | 10^6 | 2.6×10^{10} | – |
| QCD ($p_T : 100 - 200$ GeV) | 10^6 | 1.5×10^9 | – |
| QCD ($p_T : 200 - 400$ GeV) | 10^6 | 7.3×10^7 | – |
| QCD ($p_T : 400 - 1000$ GeV) | 10^6 | 2.7×10^6 | – |
| QCD ($p_T : 1000 - 2400$ GeV) | 10^6 | 1.5×10^4 | – |
| $W + jets; W \rightarrow e, \mu, \tau$ ($p_T(W) : 100 - 4000$ GeV) | 5×10^5 | 3.9×10^5 | 0.8 |
| $Z + jets; Z \rightarrow \tau\bar{\tau}, \nu s$ ($p_T(Z) : 100 - 3000$ GeV) | 5×10^5 | 1.4×10^5 | 0.3 |
| $t\bar{t}$ | 3×10^6 | 5.1×10^5 | 5.1 |
| WW, ZZ, WZ | 5×10^5 | 8.0×10^4 | – |
| signal (SPS1a': $m_{\tilde{g}} = 608$ GeV) | 2.5×10^5 | 4.7×10^4 | 46.6 |

Table 1: Events generated and cross sections for various SM background processes plus the SPS1a' case study. The $1p$ cuts are specified in Eqns. (1 – 3).

RGEs and complete 1-loop sparticle mass radiative corrections. The SPS1a' point leads to a spectrum with $m_{\tilde{g}} = 608$ GeV, while squark masses tend to be in the 550 GeV range. The gluinos and squarks then cascade decay via a multitude of modes leading to events with high jet, b -jet, isolated lepton and tau lepton multiplicity.

In addition, we have generated background events using Isajet for QCD jet production (jet-types include g, u, d, s, c and b quarks) over five p_T ranges as shown in Table 1. Additional jets are generated via parton showering from the initial and final state hard scattering subprocesses. We have also generated backgrounds in the $W + jets$, $Z + jets$, $t\bar{t}$ (171) and WW, WZ, ZZ channels at the rates shown in Table 1. The $W + jets$ and $Z + jets$ backgrounds use exact matrix elements for one parton emission, but rely on the parton shower for subsequent emissions.

We begin by applying a set of pre-cuts to our event samples. These cuts, known as set C1 in Ref. [8], were used for studying gluino mass determination in the focus point region of mSUGRA. Here, we abandon the $ME_T > (100 \text{ GeV}, 0.2M_{eff})$ cut and call the new set of cuts $1p$.

C1' cuts:

$$n(jets) \geq 4, \quad (1)$$

$$E_T(j1, j2, j3, j4) \geq 100, 50, 50, 50 \text{ GeV}, \quad (2)$$

$$S_T \geq 0.2. \quad (3)$$

We will also make use of the *augmented* effective mass $A_T = ME_T + \sum_{jets} E_T(j) + \sum_{leptons} E_T(\ell)$. Here, ℓ stands for either e or μ . If we remove ME_T from A_T , we will call the new variable A'_T . S_T is transverse sphericity². The event rates in fb are listed before cuts in column 3 of Table 1.

In Fig. 1, we plot the resulting jet multiplicity n_j after cuts $1p$ for the SPS1a' benchmark (orange histogram) along with the various SM backgrounds. The gray histogram gives the sum

²Sphericity is defined, *e.g.* in *Collider Physics*, V. Barger and R. J. N. Phillips (Addison Wesley, 1987) Here, we restrict its construction to using only transverse quantities, as is appropriate for a hadron collider.

of all SM backgrounds. We see immediately that SM background, dominated by QCD multi-jet production, dominates out to very high jet multiplicity.

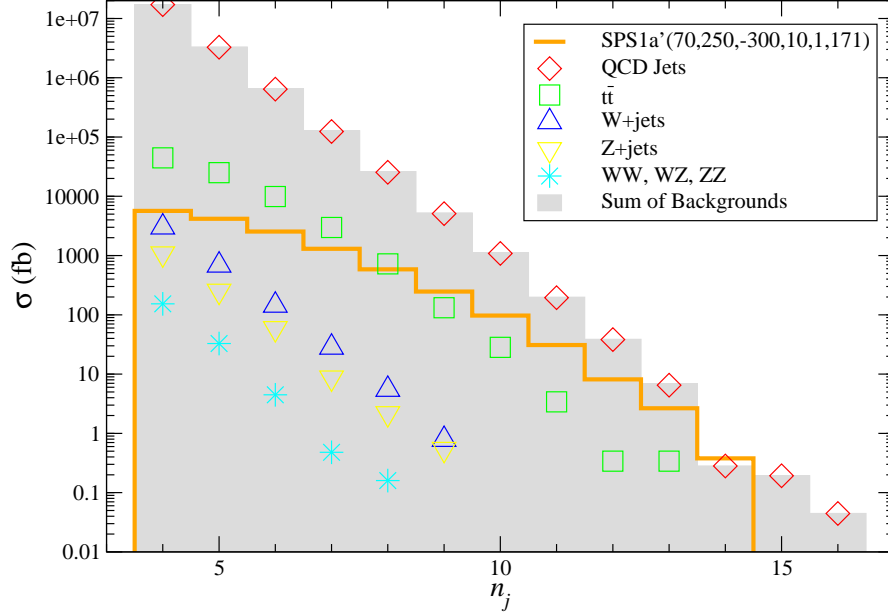


Figure 1: Plot of jet multiplicity from SUSY collider events from SPS1a' after cuts $\mathbb{1p}$. We also plot the histograms of various SM backgrounds, plus the total SM background (gray histogram).

In Fig. 2, we plot the augmented effective mass (minus the ME_T component) A'_T . When the ME_T cut is used in cut set C1, then signal generally emerges from background at some large value of A_T which is somewhat correlated with the values of $m_{\tilde{g}}$ and $m_{\tilde{q}}$ [9]. In this case, with no ME_T cut, the signal is hopelessly below the summed BG distribution.

In Fig. 3, we plot the multiplicity of tagged b -jets n_b in events after cuts $\mathbb{1p}$. We see that out to $n_b = 5$, SM background from QCD jet production— including both $b\bar{b}$ production, parton shower production from $g \rightarrow b\bar{b}$ and also jets faking a b -jet— dominates the signal.

In Fig. 4, we plot the multiplicity of isolated leptons n_ℓ for benchmark point SPS1a' and SM background. Here we see that at low values of $n_\ell = 0$ or 1, signal is dominated by BG. However, at $n_\ell = 2$, signal is above QCD BG, and only below $t\bar{t}$ BG. By the time we require $n_\ell = 3$, SM background is well below signal. In this case, it is clear that we can gain good BG rejection by requiring the cut set $\mathbb{1p}$, plus $n_\ell \geq 3$. The remaining signal is at the 40-50 fb level, which should be adequate for discovery if 0.1-1 fb^{-1} of integrated luminosity is obtained. The dominant background comes from $t\bar{t}$ production. An early verification of $t\bar{t}$ production via its one and two lepton signatures should allow for a solid calibration of this most important background.

To gain an estimate of the LHC reach using cuts $\mathbb{1p}$ plus $\geq 3\ell$, we set $m_0 = 200$ GeV (lighter squarks) and $m_0 = 1000$ GeV (heavy squarks) and vary $m_{1/2}$ from 170 to 500 GeV. We also

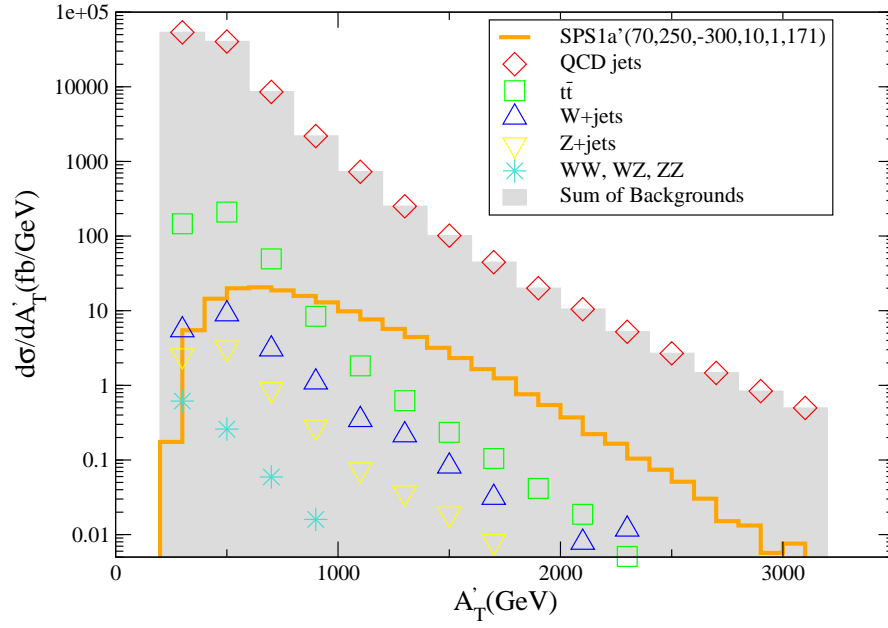


Figure 2: Plot of augmented effective mass A'_T (without ME_T) from SUSY collider events from SPS1a' after cuts $\mathfrak{I}p$. We also plot the histograms of various SM backgrounds, plus the total SM background (gray histogram).

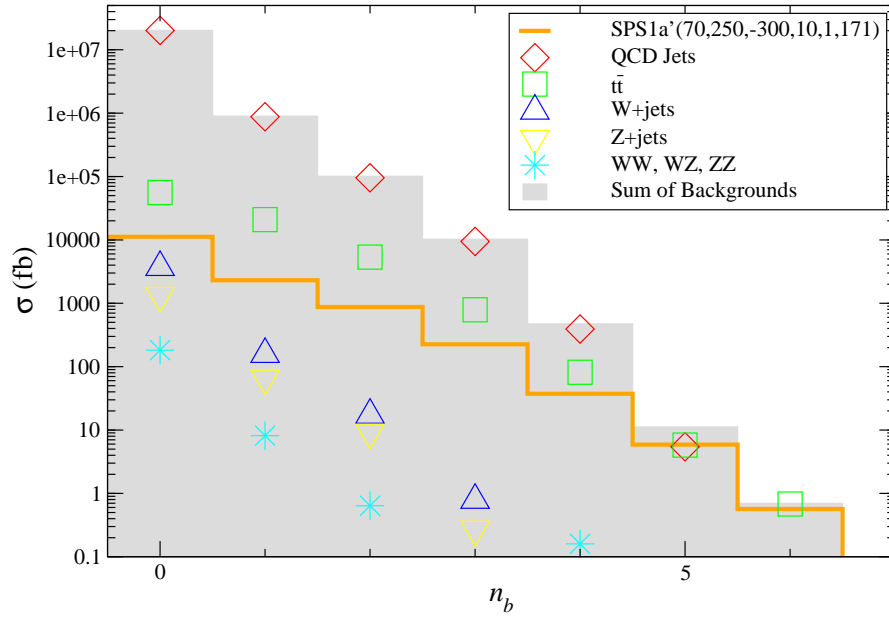


Figure 3: Plot of b -jet multiplicity n_b from LHC SUSY events from SPS1a' after cuts 1p . We also plot the histograms of various SM backgrounds, plus the total SM background (gray histogram).

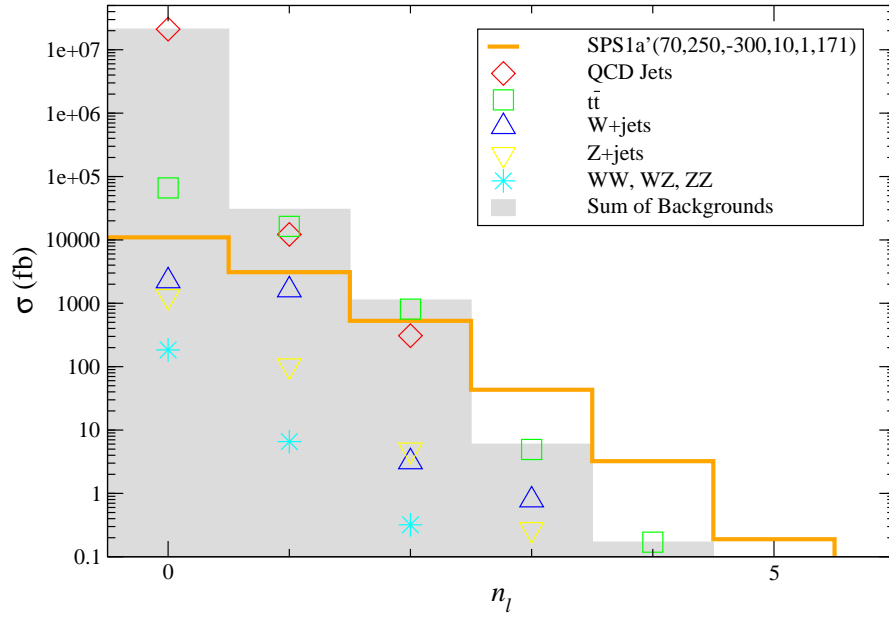


Figure 4: Plot of isolated lepton multiplicity n_ℓ from LHC SUSY events from SPS1a' after cuts $\frac{1}{p}$. We also plot the histograms of various SM backgrounds, plus the total SM background (gray histogram).

take $A_0 = 0$, $\tan\beta = 10$ and $\mu > 0$. We plot the resulting signal cross section as a function of $m_{\tilde{g}}$ rather than $m_{1/2}$ in order to explicitly show the reach in terms of a measurable parameter. We also plot the model line of $m_0 = 70$ GeV and $A_0 = -300$ GeV (with $\tan\beta = 10$ and $\mu > 0$) which contains the SPS1a' point. The 5σ BG level is shown for 0.1 and 1 fb^{-1} of integrated luminosity. (The 5σ level for 0.1 fb^{-1} is ~ 40 fb, so would only correspond to four events.) While the total signal cross section for the red curve (with $m_0 = 200$ GeV) is larger than that for the blue curve (for $m_0 = 1000$ GeV), the cross section after cuts is actually larger for the large m_0 case at low $m_{1/2}$. This is because in this region, around $m_0 = m_{1/2} \sim 200$ GeV, the \tilde{Z}_2 branching fraction to leptons $\tilde{Z}_2 \rightarrow \tilde{Z}_1 \ell \bar{\ell}$ is suppressed due to destructive interference in the Z and slepton mediated decay processes. In the high m_0 case, 3-body decay of \tilde{Z}_2 via the Z^* is always dominant. However, in all cases, we see the 5σ reach extends to $m_{\tilde{g}} \sim 700 - 750$ GeV for 0.1 fb^{-1} of integrated luminosity, and out to $m_{\tilde{g}} \sim 1$ TeV for 1 fb^{-1} of integrated luminosity. This would represent a significant leap in experimental sensitivity to $m_{\tilde{g}}$ which could be obtained at relatively low LHC integrated luminosity, while not using ME_T cuts.

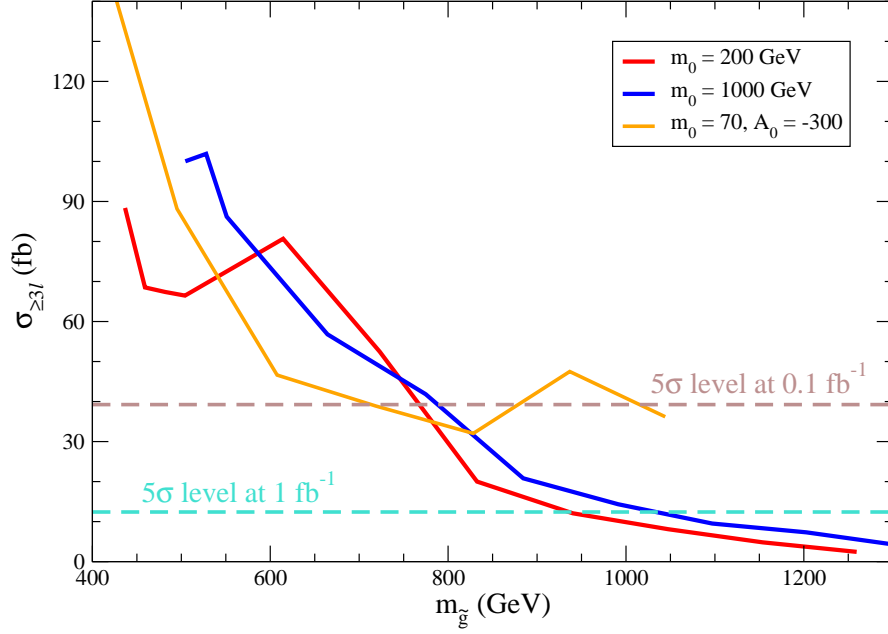


Figure 5: Plot of signal cross section from mSUGRA model versus $m_{\tilde{g}}$ after cuts $1p$ and $n_\ell \geq 3$, for $m_0 = 200$ and 1000 GeV. We also take $A_0 = 0$, $\tan\beta = 10$, $\mu > 0$ and $m_t = 171$ GeV. We also plot the 5σ background level for 0.1 and 1 fb^{-1} of integrated luminosity.

One possible criticism of our results so far is that we use only leading order cross sections as calculated by Isajet. However, we expect that NLO total cross sections for both signal and background to be somewhat enhanced beyond the LO Isajet results, so we would expect our overall conclusion to remain valid qualitatively. Indeed, it is expected that the major SM processes will be measured to high accuracy at LHC already at low luminosity, so that a good

background calibration should be at hand. A second criticism could be that there are additional background processes to be checked. These would include $2 \rightarrow n$ processes such as $t\bar{t}t\bar{t}$, $t\bar{t}V$, $t\bar{t}VV$, VVV and $VVVV$ production, where $V = W^\pm$ or Z . While these processes occur at higher order in perturbation theory, they do offer the possibility to generate multi-lepton final states rather efficiently. We hope to address these in a future work. A third criticism might be that we have not taken any “jet faking a lepton” probability into account. This possibility is detector and lepton flavor dependent. However, if it turns out to be a problem, we can only note that our cuts so far have been rather minimal, and can easily be extended. For instance, requiring the presence of one b -jet in each event will severely reduce W +jets and Z +jets BG. Then, plotting the distribution in A'_T will allow signal to emerge from $t\bar{t}$ and other backgrounds. This is illustrated in Fig. 6.

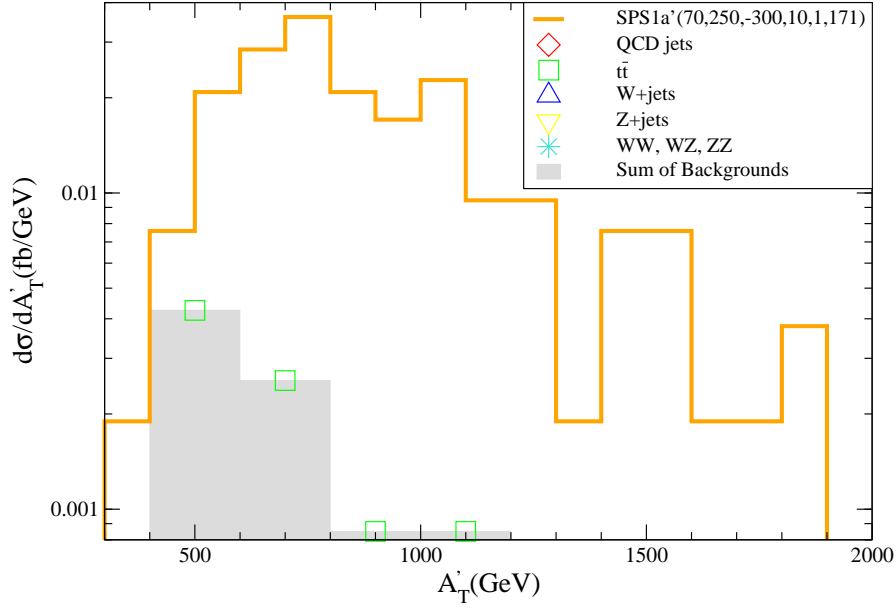


Figure 6: Distribution in variable A'_T from SUSY events from SPS1a' after cuts $1p$ plus $\geq 3\ell$ plus ≥ 1 b -jet. We also plot the remaining SM backgrounds (gray histogram).

We also note here that if a SUSY signal is found in the ≥ 4 jets plus $\geq 3\ell$ sample, then the resulting event sample may be used for precision particle mass measurements just as in the case where one requires jets + ME_T . As an example, we examine all events passing cuts $1p$ and $\geq 3\ell$ for benchmark SPS1a' and plot the invariant mass of all opposite sign/same flavor (OS/SF) dilepton pairs. In this case, we expect a mass edge[10] at $m(\ell\bar{\ell}) = m_{\tilde{Z}_2} \sqrt{1 - \frac{m_{\ell}^2}{m_{\tilde{Z}_2}^2}} \sqrt{1 - \frac{m_{\ell}^2}{m_{\tilde{Z}_1}^2}} = 82.3$ GeV (since here $m_{\tilde{Z}_2} = 183.0$, $m_{\tilde{\ell}_R} = 123.3$ GeV and $m_{\tilde{Z}_1} = 97.8$ GeV). The mass edge is evident from the plot, and serves as a starting point for further particle mass reconstruction.

While the requirement of jets + $\geq 3\ell$ works to see $m_{\tilde{g}} \lesssim 750$ GeV with just 0.1 fb^{-1} of

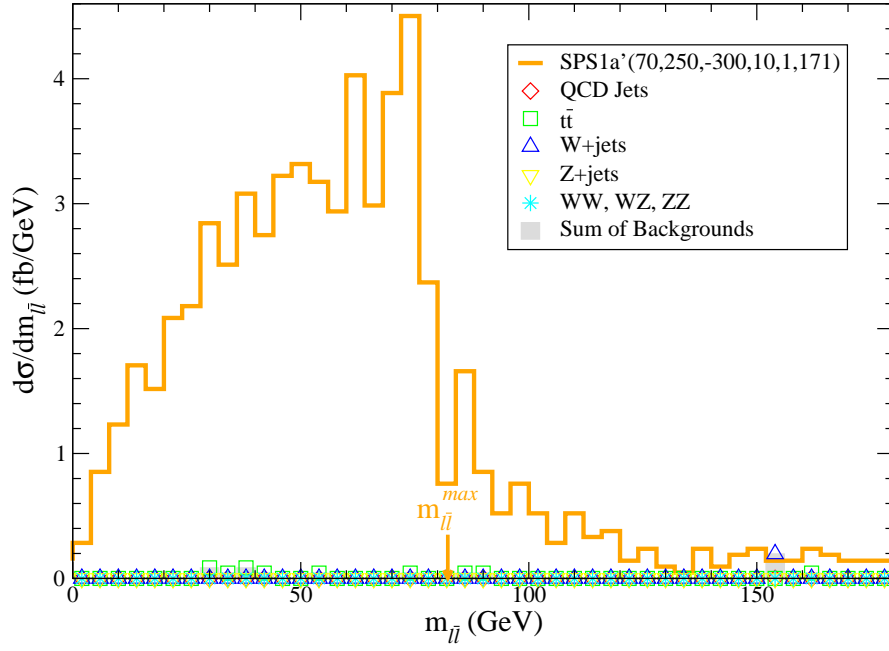


Figure 7: Plot of OS/SF dilepton invariant mass from SUSY events from SPS1a' after cuts $1p$ plus $\geq 3\ell$. We also plot the remaining SM backgrounds (gray histogram).

integrated luminosity, it is possible to see SUSY signals with even lower lepton multiplicities. To illustrate, we examine SUSY models which give rise to the distinctive dilepton invariant mass edge from \tilde{Z}_2 decay to $\ell\bar{\ell}\tilde{Z}_1$. In this case, we require cuts 1p plus an OS/SF lepton pair. We plot out in Fig. 8a) the resultant distribution in $m(\ell\bar{\ell})$ for both SPS1a' and SM BG. We see a continuum of background, along with a Z peak. The BG Z peak arises because Isajet includes W and Z radiation in its parton shower algorithm. The orange histogram shows the sum of signal plus BG, and the OS/SF dilepton mass edge clearly stands out below the Z peak. A further example comes from $SO(10)$ benchmark point A suggested in Ref. [11], which includes a ~ 400 GeV gluino. In this case, the large $\tilde{g}\tilde{g}$ cross section allows signal to stand out even more abruptly from SM background.

Conclusions: In the very early run of the LHC pp collider, it may not be possible to use ME_T as a discrimination variable due to detector calibration issues. We show here that a substantial reach for gluino and squark production followed by cascade decays can be gained by requiring events with large jet and isolated lepton multiplicity, but with no requirement on ME_T . In the mSUGRA model with a low and high value of m_0 , an LHC reach for $m_{\tilde{g}}$ of 750 (1000) GeV is found with 0.1 (1) fb^{-1} of integrated luminosity by requiring ≥ 4 jets plus ≥ 3 isolated leptons. If enough signal events are found, then some kinematic reconstruction of sparticle masses should be possible as in the cases where large ME_T is required. SUSY signal can also be seen above SM BG if just two OS/SF leptons are required, especially in the case where there is a distinctive kinematic dilepton invariant mass edge.

Acknowledgments

This work was supported in part by the U.S. Department of Energy under grant No. DE-FG02-95ER40896. We thank Y. Gerstein and X. Tata for comments on the manuscript.

References

- [1] For an overview, see *e.g.* H. Baer and X. Tata, *Weak Scale Supersymmetry*, Cambridge University Press (2006).
- [2] J. Ellis, J. Hagelin, D. V. Nanopoulos and M. Srednicki, *Phys. Lett. B* **127** (1983) 233.
- [3] H. Baer, C. H. Chen, F. Paige and X. Tata, *Phys. Rev. D* **52** (1995) 2746 and *Phys. Rev. D* **53** (1996) 6241; H. Baer, C. H. Chen, M. Drees, F. Paige and X. Tata, *Phys. Rev. D* **59** (1999) 055014; S. Abdullin and F. Charles, *Nucl. Phys. B* **547** (1999) 60; S. Abdullin *et al.* (CMS Collaboration), hep-ph/9806366; B. Allanach, J. Hetherington, A. Parker and B. Webber, *J. High Energy Phys.* **08** (2000) 017; H. Baer, C. Balazs, A. Belyaev, T. Krupovnickas and X. Tata, *J. High Energy Phys.* **0306** (2003) 054.
- [4] H. Baer, J. Ellis, G. Gelmini, D. Nanopoulos and X. Tata, *Phys. Lett. B* **161** (1985) 175; G. Gamberini, *Z. Physik C* **30** (1986) 605; H. Baer, V. Barger, D. Karatas and X. Tata, *Phys. Rev. D* **36** (1987) 96; R. M. Barnett, J. F. Gunion and H. Haber, *Phys. Rev. D* **37** (1988) 1892; H. Baer, X. Tata and J. Woodside, *Phys. Rev. D* **42** (1990) 1568; A. Bartl, W. Majerotto, B. Mösslacher, N. Oshimo and S. Stippel, *Phys. Rev. D* **43** (1991) 2214; H. Baer, M. Bisset, X. Tata

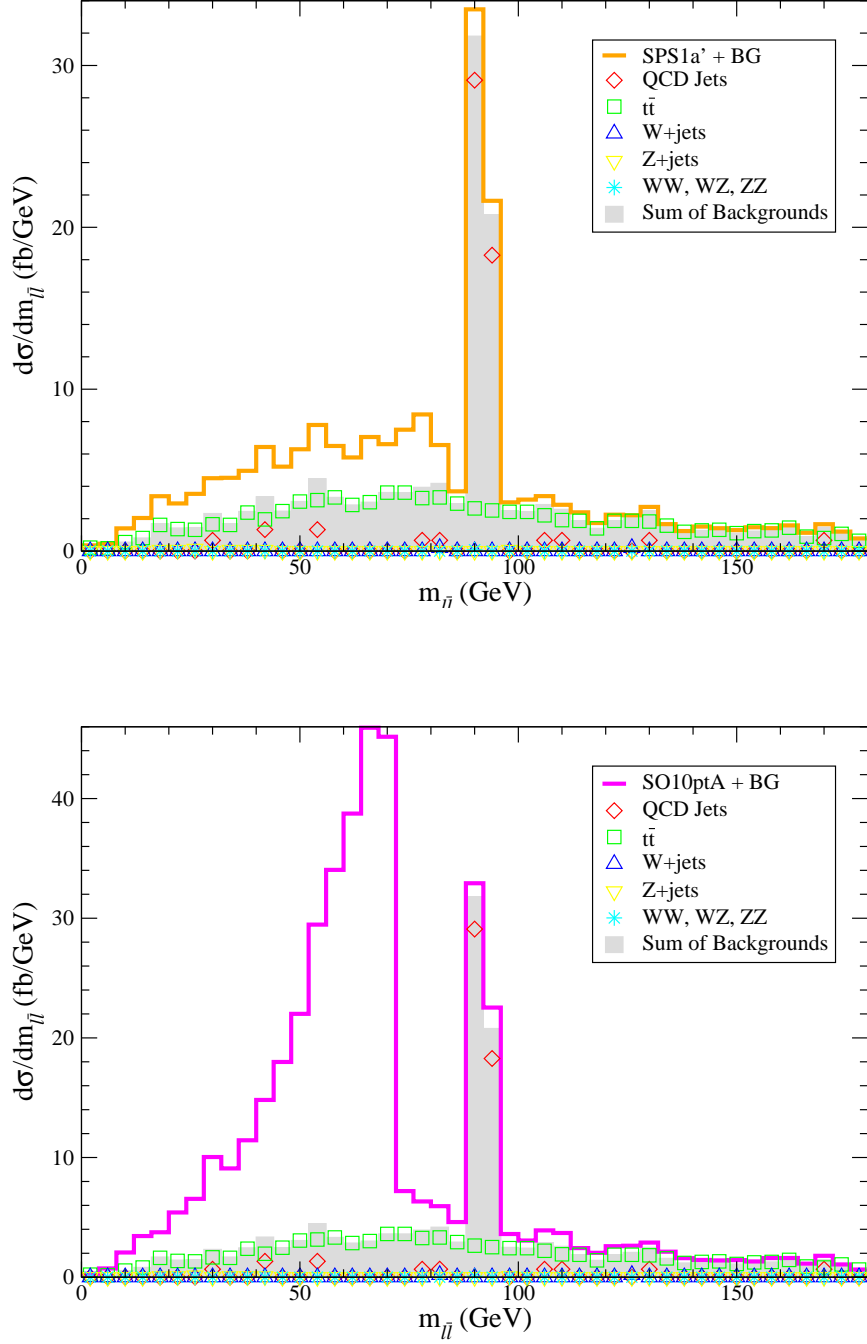


Figure 8: Plot of OS/SF dilepton invariant mass from SUSY events from *a)* SPS1a' and *b)* point A of *SO*(10) benchmarks after cuts 1p plus a OS/SF pair of leptons. We also plot the remaining SM backgrounds (gray histogram).

- and J. Woodside, *Phys. Rev. D* **46** (1992) 303. A. Bartl, W. Majerotto and W. Porod, *Z. Physik C* **64** (1994) 499; A. Djouadi, Y. Mambrini and M. Mühlleitner, *Eur. Phys. J. C* **20** (2001) 563; J. Hisano, K. Kawagoe and M. Nojiri, *Phys. Rev. D* **68** (2003) 035007.
- [5] ISAJET v7.74, by H. Baer, F. Paige, S. Protopopescu and X. Tata, hep-ph/0312045.
 - [6] P. G. Mercadante, J. K. Mizukoshi and X. Tata, *Phys. Rev. D* **72** (2005) 035009.
 - [7] B. C. Allanach *et al.*, hep-ph/0202233 (2002).
 - [8] H. Baer, V. Barger, G. Shaughnessy, H. Summy and L. T. Wang, *Phys. Rev. D* **75** (2007) 095010.
 - [9] I. Hinchliffe, F. Paige, M. Shapiro, J. Söderqvist and W. Yao, *Phys. Rev. D* **55** (1997) 5520.
 - [10] H. Baer, K. Hagiwara and X. Tata, *Phys. Rev. D* **35** (1987) 1598; H. Baer, D. Dzialo-Karatas and X. Tata, *Phys. Rev. D* **42** (1990) 2259; H. Baer, C. Kao and X. Tata, *Phys. Rev. D* **48** (1993) 5175; H. Baer, C. H. Chen, F. Paige and X. Tata, *Phys. Rev. D* **50** (1994) 4508; see also Ref. [9].
 - [11] H. Baer, S. Kraml, S. Sekmen and H. Summy, arXiv:0801.1831 [hep-ph] (2008).