

Photon pair production at flavour factories with per mille accuracy

G. Balossini ^{a,b} C. Bignamini ^a C.M. Carloni Calame ^c
G. Montagna ^{a,b} O. Nicrosini ^b F. Piccinini ^b

^a*Dipartimento di Fisica Nucleare e Teorica, Università di Pavia, Via A. Bassi 6,
27100 Pavia, Italy.*

^b*Istituto Nazionale di Fisica Nucleare, Sezione di Pavia, Via A. Bassi 6,
27100 Pavia, Italy.*

^c*Istituto Nazionale di Fisica Nucleare and School of Physics & Astronomy,
University of Southampton, Southampton S017 1BJ, England.*

Abstract

We present a high-precision QED calculation, with 0.1% theoretical accuracy, of two photon production in e^+e^- annihilation, as required by more and more accurate luminosity monitoring at flavour factories. The accuracy of the approach, which is based on the matching of exact next-to-leading order corrections with a QED Parton Shower algorithm, is demonstrated through a detailed analysis of the impact of the various sources of radiative corrections to the experimentally relevant observables. The calculation is implemented in the latest version of the event generator BabaYaga, available for precision simulations of photon pair production at e^+e^- colliders of moderately high energies.

PACS: 12.15.Lk; 12.20.-m; 13.66.Jn

Keywords: Quantum electrodynamics; Flavour factories; Luminosity; Photon pair; Radiative corrections; Parton shower

1 Introduction

The precision measurement of the hadron production cross section in e^+e^- annihilation at flavour factories, such as Φ , τ -charm and B -factories, requires a detailed knowledge of the collider luminosity [1]. It can be derived by counting the number of events of a given reference process and normalizing this number to the corresponding theoretical cross section [2]. It follows that, in order to

maintain small the total luminosity error given by the sum in quadrature of the relative experimental and theoretical uncertainty, the reference process must be a reaction with high statistics and calculable with an accuracy as high as possible. For this reason, the luminosity monitoring processes employed at flavour factories are QED processes, namely Bhabha scattering, two photon and muon pair production. In particular, at DAΦNE, VEPP-2M and PEP-II the large-angle Bhabha process is primarily used and the other reactions are measured as cross checks [2, 3, 4], while at CESR [5] all the three processes are considered and the luminosity is derived as an appropriate average of the measurements of the three QED reactions.

At DAΦNE, a comparison between the luminosity measurement using Bhabha events and the process $e^+e^- \rightarrow \gamma\gamma$ shows very good agreement, the average difference in a run-by-run comparison being 0.3% [6]. This precision necessarily demands progress on the theory side, since the Monte Carlo (MC) programs used for the simulation of photon pair production, *i.e.* BabaYaga v3.5 [7, 8] and BKQED [9], have a theoretical precision of about 1%. Actually, the original formulation of BabaYaga is based on a QED Parton Shower (PS) approach for the treatment of leading logarithmic (LL) QED corrections and, as such, it lacks the effect of $\mathcal{O}(\alpha)$ non-log contributions, which are important to achieve a precision at the per mille level. On the other hand, the generator BKQED relies on an exact $\mathcal{O}(\alpha)$ diagrammatic calculation, therefore neglecting the contribution of higher-order LL corrections, which have been already demonstrated to be necessary for $\mathcal{O}(0.1\%)$ luminosity monitoring at flavour factories [3, 7, 10]. Because of this motivation, the aim of the present paper is to describe a high-precision calculation of photon pair production in QED, based on the matching of exact next-to-leading-order (NLO) corrections with the QED PS algorithm, along the lines of the approach already developed for the Bhabha process in Ref. [10]. This will allow a reduction of the theoretical error in luminosity measurements at flavour factories, as demanded, in addition to precision measurements of the hadronic cross section, by improved experimental determinations of the $e^+e^- \rightarrow \tau^+\tau^-$ cross section at low energies [11], important for precision calculations of the anomalous magnetic moment of the muon. Furthermore, a precise knowledge of e^+e^- annihilation in two photons is of interest for estimates of the background to neutral meson production. We do not include in our calculation pure weak corrections, which have been computed in Ref. [12] and turn out to be important at very high energies, well above the energy range explored by flavour factories. For completeness, it is worth mentioning that an independent calculation, including exact $\mathcal{O}(\alpha)$ contributions supplemented with higher-order LL terms through collinear QED Structure Functions [13], of the relevant corrections to $e^+e^- \rightarrow \gamma\gamma$ at moderately high energies was performed in Ref. [14], recently revisited in Ref. [15].

The outline of the paper is as follows. In Section 2 we describe the matching algorithm for the $e^+e^- \rightarrow \gamma\gamma$ process, while in Section 3 we provide numeri-

cal results, both for integrated cross sections and differential distributions of experimental interest, in order to discuss the effects of the various sources of radiative corrections and provide evidence for the per mille accuracy of the approach. Conclusions and possible perspectives are drawn in Section 4.

2 Theoretical formulation

The cross section of the photon pair production process, with the additional emission of an arbitrary number of photons, can be written in the LL approximation as follows

$$d\sigma_{\text{LL}}^{\infty} = \Pi^2(Q^2, \epsilon) \sum_{n=0}^{\infty} \frac{1}{n!} |\mathcal{M}_{n,\text{LL}}|^2 d\Phi_n, \quad (1)$$

where $\Pi(Q^2, \epsilon)$ is the Sudakov form factor accounting for the soft-photon (up to an energy equal to ϵ in units of the incoming fermion energy E) and virtual emission, ϵ is an infrared separator dividing soft and hard radiation and Q^2 is related to the energy scale of the hard-scattering process. In our calculation, Q^2 is fixed to be equal to the squared centre of mass (c.m.) energy s , by comparing with the exact $\mathcal{O}(\alpha)$ calculation of Ref. [9]. $|\mathcal{M}_{n,\text{LL}}|^2$ is the squared amplitude in LL approximation describing the process with the emission of n additional hard photons, with energy larger than ϵ in units of E , with respect to the lowest-order approximation $e^+e^- \rightarrow \gamma\gamma$. $d\Phi_n$ is the exact phase space element of the process (divided by the incoming flux factor), with the emission of n additional photons with respect to the Born-like final state configuration. The Sudakov form factor, which is defined as

$$\Pi(Q^2, \epsilon) = \exp\left(-\frac{\alpha}{2\pi}\mathcal{I}_+L\right), \quad (2)$$

where

$$L = \log \frac{Q^2}{m^2} \quad \mathcal{I}_+ = \int_0^{1-\epsilon} dz \mathcal{P}(z), \quad (3)$$

appears in Eq. (1) to the second power to account for the presence of two charged particles in the initial state. In Eq. (3) $\mathcal{P}(z)$ is the electron \rightarrow electron + photon splitting function $\mathcal{P}(z) = (1+z^2)/(1-z)$.

The cross section as calculated in Eq. (1) has the advantage that the photonic corrections, in LL approximation, are resummed up to all orders in perturbation theory. On the other hand, the weak point of Eq. (1) is that its $\mathcal{O}(\alpha)$ expansion does not coincide with the exact $\mathcal{O}(\alpha)$ (NLO) result. Actually, we have

$$\begin{aligned}
d\sigma_{\text{LL}}^\alpha &= \left(1 - \frac{\alpha}{\pi} \mathcal{I}_+ \ln \frac{Q^2}{m^2}\right) |\mathcal{M}_0|^2 d\Phi_0 + |\mathcal{M}_{1,\text{LL}}|^2 d\Phi_1 \\
&\equiv (1 + C_{\alpha,\text{LL}}) |\mathcal{M}_0|^2 d\Phi_0 + |\mathcal{M}_{1,\text{LL}}|^2 d\Phi_1 ,
\end{aligned} \tag{4}$$

whereas an exact NLO can be always cast in the form

$$d\sigma^\alpha = (1 + C_{\alpha,\text{SV}}) |\mathcal{M}_0|^2 d\Phi_0 + |\mathcal{M}_1|^2 d\Phi_1 , \tag{5}$$

where the coefficient $C_{\alpha,\text{SV}}$ is equal to the exact squared amplitude of the annihilation process, in the presence of soft and virtual radiative corrections [9, 14], in units of the exact Born squared amplitude $|\mathcal{M}_0|^2$, and $|\mathcal{M}_1|^2$ is the exact squared matrix element of the radiative process $e^+e^- \rightarrow \gamma\gamma\gamma$ [16]. The matching of the LL and NLO calculation can be obtained considering the correction factors (free of infrared and collinear singularities)

$$F_{\text{SV}} = 1 + (C_{\alpha,\text{SV}} - C_{\alpha,\text{LL}}) \quad F_{\text{H}} = 1 + \frac{|\mathcal{M}_1|^2 - |\mathcal{M}_{1,\text{LL}}|^2}{|\mathcal{M}_{1,\text{LL}}|^2} . \tag{6}$$

As can be seen, the exact $\mathcal{O}(\alpha)$ cross section as in Eq. (5) can be expressed, up to terms of $\mathcal{O}(\alpha^2)$ and in terms of its LL approximation, as

$$d\sigma^\alpha = F_{\text{SV}} (1 + C_{\alpha,\text{LL}}) |\mathcal{M}_0|^2 d\Phi_0 + F_{\text{H}} |\mathcal{M}_{1,\text{LL}}|^2 d\Phi_1 . \tag{7}$$

A similar procedure, repeated to all orders in α , leads to the correction of Eq. (1), which becomes

$$d\sigma_{\text{matched}}^\infty = F_{\text{SV}} \Pi^2(Q^2, \epsilon) \sum_{n=0}^{\infty} \frac{1}{n!} \left(\prod_{i=0}^n F_{\text{H},i} \right) |\mathcal{M}_{n,\text{LL}}|^2 d\Phi_n , \tag{8}$$

where

$$F_{\text{H},i} = 1 + \frac{|\mathcal{M}_i|^2 - |\mathcal{M}_{i,\text{LL}}|^2}{|\mathcal{M}_{i,\text{LL}}|^2} , \tag{9}$$

with $|\mathcal{M}_i|^2$ and $|\mathcal{M}_{i,\text{LL}}|^2$ squared matrix elements, exact and in the LL approximation, respectively, relative to the emission of the i -th hard bremsstrahlung photon. The expansion at $\mathcal{O}(\alpha)$ of Eq. (8) coincides now with the exact NLO cross section of Eq. (5) and higher-order LL contributions are the same as in Eq. (1).

3 Numerical results

3.1 Integrated cross sections: technical tests and radiative corrections

The calculation of QED corrections requires the introduction of the unphysical soft-hard separator ϵ . Therefore, the independence of the predictions for

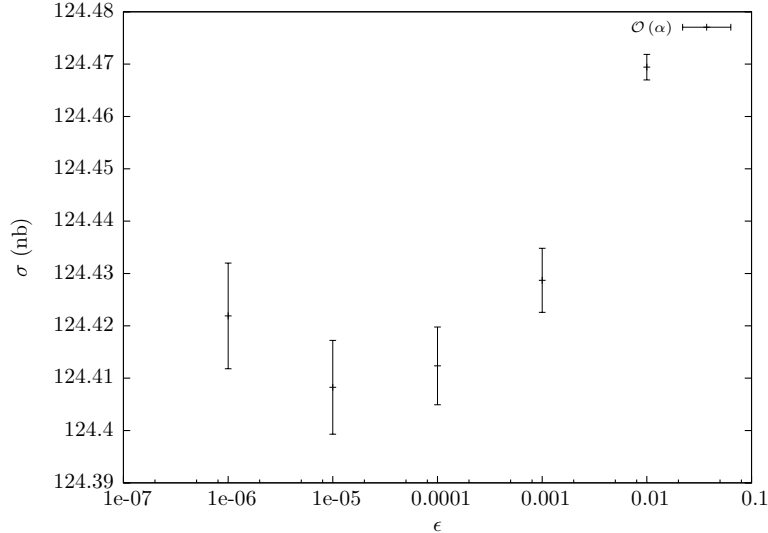


Fig. 1. $\mathcal{O}(\alpha)$ QED corrected cross section of Eq. (5) as a function of the infrared regulator ϵ . The error bars correspond to 1σ Monte Carlo statistics.

the QED corrected cross section from variation of such a parameter has to be proved, for sufficiently small ϵ values. This is successfully demonstrated, at a precision level of $\sim 0.01\%$, in Fig. 1 and Fig. 2, which show the cross section of the photon pair production process, obtained according to the exact $\mathcal{O}(\alpha)$ cross section of Eq. (5) (Fig. 1) and to the matched cross section of Eq. (8) (Fig. 2), as a function of ϵ from 10^{-2} to 10^{-6} . The numerical results shown in Fig. 1 and Fig. 2 correspond to the following experimental set up, which models, up to a good accuracy, the selection criteria adopted by KLOE Collaboration at DAΦNE [17]

$$\left\{ \begin{array}{l} \sqrt{s} = 1.02 \text{ GeV} \\ E_{\gamma}^{\min} = 0.3 \text{ GeV} \\ \vartheta_{\gamma}^{\min} = 45^{\circ} \\ \vartheta_{\gamma}^{\max} = 135^{\circ} \\ \xi_{\max} = 10^{\circ} \end{array} \right. \quad (10)$$

where E_{γ}^{\min} is the minimum energy threshold for the detection of at least two photons, $\vartheta_{\gamma}^{\min, \max}$ are the angular acceptance cuts and ξ_{\max} is the maximum acollinearity between the most energetic and next-to-most energetic photon.

As a further test of the approach, we checked that our results for the NLO corrections agree at the 0.1% level with those quoted in Ref. [9] for the exact $\mathcal{O}(\alpha)$ relative corrections to the totally inclusive $e^+e^- \rightarrow \gamma\gamma$ cross section, as a function of different c.m. energies.

To quantify the overall impact of QED radiation and, in particular, to evaluate the size of QED contributions at different perturbative and precision levels, we show in Tab. 1 the Born cross section σ , the $\mathcal{O}(\alpha)$ PS and exact cross

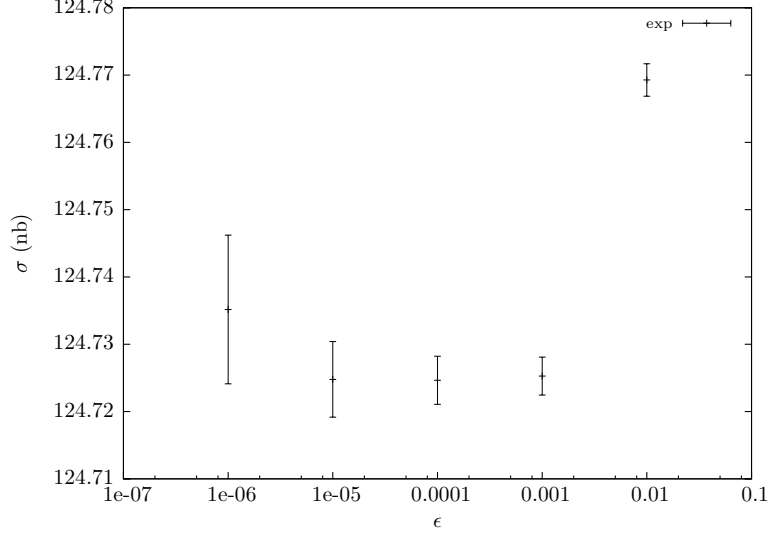


Fig. 2. The same as Fig. 1 for the matched QED corrected cross section of Eq. (8).

\sqrt{s} (GeV)	1	3	10
σ	137.53	15.281	1.3753
$\sigma_{\alpha}^{\text{PS}}$	128.55	14.111	1.2529
$\sigma_{\alpha}^{\text{NLO}}$	129.45	14.211	1.2620
$\sigma_{\text{exp}}^{\text{PS}}$	128.92	14.169	1.2597
σ_{exp}	129.77	14.263	1.2685
δ_{α}	-5.87	-7.00	-8.24
δ_{∞}	-5.65	-6.66	-7.77
δ_{exp}	0.24	0.37	0.51
$\delta_{\alpha}^{\text{NLL}}$	0.70	0.71	0.73
$\delta_{\infty}^{\text{NLL}}$	0.66	0.66	0.69

Table 1

Photon pair production cross sections (in nb) to different accuracy levels and relative corrections (in per cent) for the set up specified in the text.

section, $\sigma_{\alpha}^{\text{PS}}$ and $\sigma_{\alpha}^{\text{NLO}}$, respectively, as well as the all-order PS cross section of Eq. (1) $\sigma_{\text{exp}}^{\text{PS}}$ ¹ and the matched cross section of Eq. (8) σ_{exp} . The results have been obtained with experimental selection criteria similar to those of Eqs. (10), but with c.m. energies $\sqrt{s} = 1, 3, 10$ GeV and with the condition $E_{\gamma}^{\text{min}} = 0.3\sqrt{s}$. From these cross section values, it is possible to calculate the relative effect of various QED contributions, namely the contribution of exact $\mathcal{O}(\alpha)$ radiative corrections, of higher-order corrections in the $\mathcal{O}(\alpha)$ matched

¹ The results denoted as $\sigma_{\text{exp}}^{\text{PS}}$ agree with the predictions of BabaYaga v3.5 within 0.1% accuracy, as we checked explicitly.

PS scheme, of exponentiation with respect to the exact $\mathcal{O}(\alpha)$ cross section and, finally, of non-logarithmic terms entering the $\mathcal{O}(\alpha)$ cross section and present in the improved PS algorithm. The above per cent corrections are shown in Tab. 1 and they can be derived from the cross section values according to the following formulae

$$\begin{aligned}
\delta_\alpha &= 100 \times \frac{\sigma_\alpha^{\text{NLO}} - \sigma}{\sigma} & \delta_\infty &= 100 \times \frac{\sigma_{\text{exp}} - \sigma}{\sigma} \\
\delta_{\text{exp}} &= 100 \times \frac{\sigma_{\text{exp}} - \sigma_\alpha^{\text{NLO}}}{\sigma_\alpha^{\text{NLO}}} & \delta_\alpha^{\text{NLL}} &= 100 \times \frac{\sigma_\alpha^{\text{NLO}} - \sigma_\alpha^{\text{PS}}}{\sigma_\alpha^{\text{PS}}} \\
\delta_\infty^{\text{NLL}} &= 100 \times \frac{\sigma_{\text{exp}} - \sigma_{\text{exp}}^{\text{PS}}}{\sigma_{\text{exp}}^{\text{PS}}} .
\end{aligned} \tag{11}$$

The numerical errors coming from the MC integration are not shown in Tab. 1 because they are beyond the quoted digits. From Tab. 1 it can be seen that the exact $\mathcal{O}(\alpha)$ corrections, measured by the relative contribution δ_α , lower the Born cross section of about 5.9% (Φ resonance), 7.0% (J/ψ resonance) and 8.2% (Υ resonance). All-order corrections, due to the presence of an arbitrary number of photons and measured by the relative contribution δ_∞ , amount to about 5.7% (Φ resonance), 6.7% (J/ψ resonance) and 7.8% (Υ resonance), showing that the introduction of higher photon multiplicity gives an increasing of the $\mathcal{O}(\alpha)$ corrected cross section. Such an effect, due to $\mathcal{O}(\alpha^n L^n)$ (with $n \geq 2$) terms, is quantified by the contribution δ_{exp} , which is a positive correction of about 0.2% (Φ resonance), 0.4% (J/ψ resonance) and 0.5% (Υ resonance), and, therefore, important in the light of the aimed per mille accuracy. On the other hand, also next-to-leading $\mathcal{O}(\alpha)$ corrections, quantified by the contribution $\delta_\alpha^{\text{NLL}}$, are necessary at the precision level of 0.1%, since their contribution is of about 0.7%, almost independently of the c.m. energy. Their effect is unaltered at the level of 0.1% by the matching procedure with PS, as can be inferred by comparing $\delta_\alpha^{\text{NLL}}$ with $\delta_\infty^{\text{NLL}}$. To further corroborate the precision reached in the cross section calculation, we also evaluated the effect due to the most important sub-leading $\mathcal{O}(\alpha^2)$ photonic corrections and given by $\alpha^2 L$ contributions enhanced by infrared logarithms. Actually, the bulk of such corrections is effectively incorporated in our approach, by means of factorization of $\mathcal{O}(\alpha)$ next-to-leading terms with the leading $\mathcal{O}(\alpha)$ contributions taken into account in the PS scheme, as argued and demonstrated in Ref. [18]. It turns out that the effect due to $\mathcal{O}(\alpha^2 L)$ corrections, which can be inferred from the cross section values according to the following formula

$$\delta_{\alpha^2 L} = 100 \times \frac{\sigma_{\text{exp}} - \sigma_\alpha^{\text{NLO}} - \sigma_{\text{exp}}^{\text{PS}} + \sigma_\alpha^{\text{PS}}}{\sigma} ,$$

does not exceed the 0.05% level.

As a whole, these results demonstrate that both next-to-leading $\mathcal{O}(\alpha)$ and multiple photon corrections are unavoidable for 0.1% theoretical precision.

3.2 Differential distributions

In Fig. 3 and Fig. 4 we show the angular and energy distribution of the most energetic photon, while in Fig. 5 the acollinearity distribution of the two most energetic photons is represented. The above distributions, which have been simulated by using the latest version of the generator BabaYaga, correspond to the experimental set up of Eq. (10) and refer to exact $\mathcal{O}(\alpha)$ corrections matched with the PS algorithm as in Eq. (8) (solid line), to the exact NLO calculation as in Eq. (5) (dashed line) and to all-order pure PS predictions of BabaYaga v3.5 [8] (dash-dotted line). In the inset of each plot, the relative effect due to multiple photon contributions (δ_{exp}) and non-logarithmic terms entering the improved PS algorithm ($\delta_{\infty}^{\text{NLL}}$) is also shown, according to the definitions given in Eq. (11).

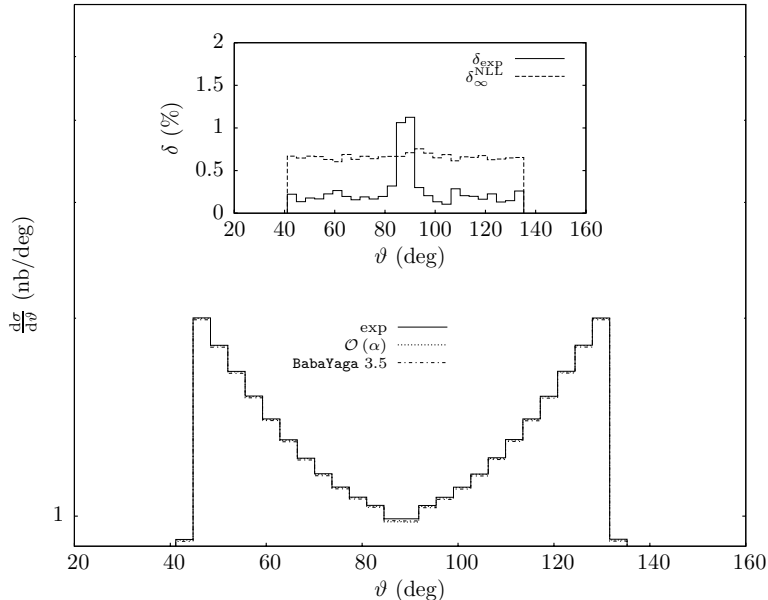


Fig. 3. Angular distribution of the most energetic photon according to the PS matched with $\mathcal{O}(\alpha)$ corrections (Eq. (8), solid line), the exact $\mathcal{O}(\alpha)$ calculation (Eq. (5), dashed line) and the pure all-order PS as in BabaYaga v3.5 (dash-dotted line). Inset: relative effect (in per cent) of multiple photon corrections (solid line) and of non-log contributions of the matched PS algorithm (dashed line).

For the angular distribution of the most energetic photon, the contribution of higher-order corrections beyond $\mathcal{O}(\alpha)$ amounts to about 1% in the central region and is at a few per mille level at the edges of the distribution. More pronounced effects due to exponentiation are present for the the energy distribution of the most energetic photon. In the statistically dominant re-

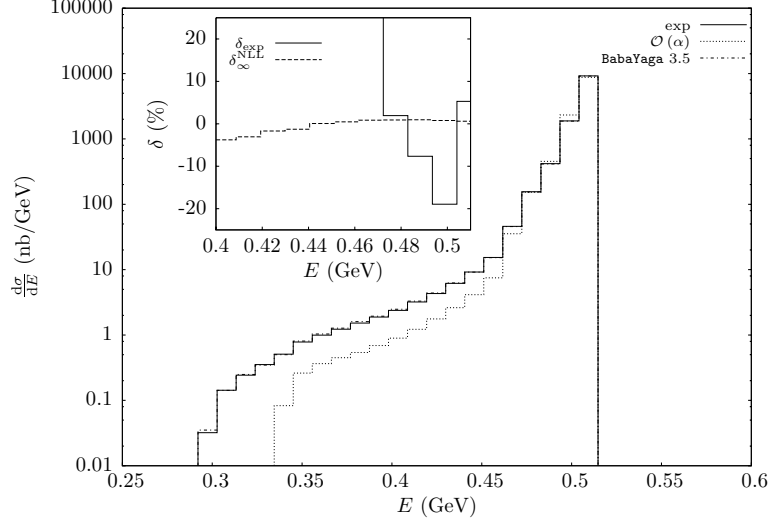


Fig. 4. The same as Fig. 3 for the energy distribution of the most energetic photon.

gion around 0.5 GeV, higher-order corrections reduce the $\mathcal{O}(\alpha)$ distribution of about 20%, while they give rise to a significant hard tail in the proximity of the energy threshold of $0.3\sqrt{s}$, as a consequence of the higher photon multiplicity of the resummed calculation with respect to the fixed $\mathcal{O}(\alpha)$ prediction. Concerning the acollinearity distribution, the contribution of higher-order corrections is positive and of about 10% in correspondence of quasi back-to-back photon events, whereas it is negative and decreasing from $\sim -30\%$ to $\sim -10\%$ for increasing acollinearity values.

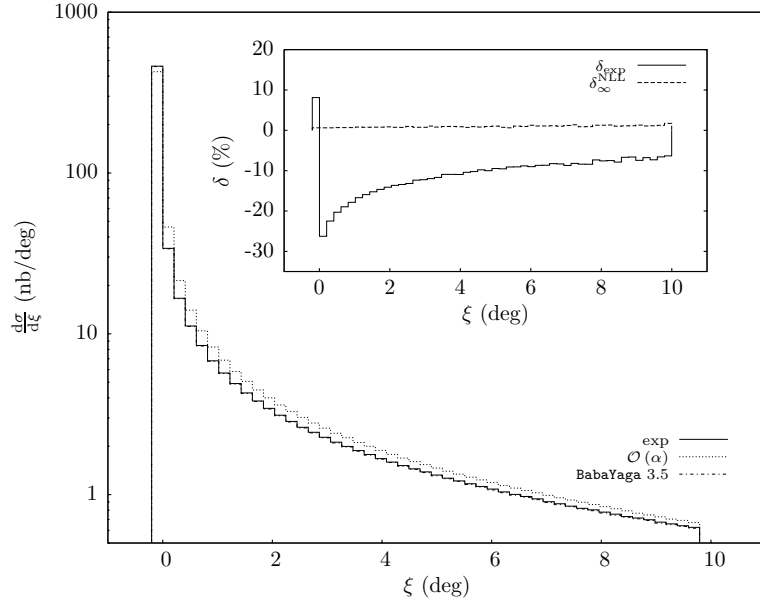


Fig. 5. The same as Fig. 3 for the acollinearity distribution of the two most energetic photons.

As far as the contributions of non-logarithmic effects, dominated by next-to-leading $\mathcal{O}(\alpha)$ corrections, are concerned, they contribute at the level of some

per mille for the angular and acollinearity distribution, while they lie in the some per cent range for the energy distribution.

Therefore, as for the cross section, the interplay between $\mathcal{O}(\alpha)$ corrections and exponentiation is crucial for precise predictions at the level of differential cross sections.

4 Conclusions

We have presented a high-precision QED calculation of the $e^+e^- \rightarrow \gamma\gamma$ process, of interest for luminosity monitoring at flavour factories. The calculation, which includes all the relevant radiative corrections at the 0.1% precision level, is implemented in an improved version of the event generator BabaYaga², in order to contribute to a reduction of the uncertainty in luminosity measurements at e^+e^- colliders of moderately high energies. The accuracy of the approach has been demonstrated through a careful analysis of the various sources of photonic corrections to the experimentally relevant observables. The per mille precision reached for the two photon production process can, indeed, take advantage of the absence in such a process of the vacuum polarization uncertainty, present in both $e^+e^- \rightarrow \mu^+\mu^-$ and $e^+e^- \rightarrow e^+e^-$, and can also rely on previous estimates of sub-leading two-loop corrections to Bhabha scattering, that have been shown to typically contribute at the level of a few 0.01% in the energy range explored at flavour factories (see *e.g.* Ref. [10] and references therein).

Possible perspectives concern the application of the approach, here presented for $e^+e^- \rightarrow \gamma\gamma$ and in Ref. [10] for the Bhabha process, to obtain precise predictions for $e^+e^- \rightarrow \mu^+\mu^-$ and $e^+e^- \rightarrow \mu^+\mu^-\gamma$, both of interest for physics studies at flavour factories, as well as the inclusion of the exact $\mathcal{O}(\alpha)$ weak corrections to the two photon production process.

Acknowledgments

We are grateful to H. Czyż, A. Denig, S. Eidelman, S. Muller, F. Nguyen and G. Venanzoni for useful discussions and interest in our work. C.M. Carloni Calame is supported by an INFN post-doc fellowship and is grateful to the University of Southampton for hospitality. This work is partially supported by the INTAS project Nr 05-1000008-8328 “Higher-order effects in e^+e^- annihilation and muon anomalous magnetic moment”.

² The code is available at <http://www.pv.infn.it/~hepcomplex/babayaga.html>.

References

- [1] Proceedings of the Conference “From Φ to Ψ ”, Novosibirsk, Russia, 27 February – 2 March 2006, Nucl. Phys. Proc. Suppl. **B162** (2006), A. Bondar and S. Eidelman Eds.;
Proceedings of the Workshop “Hadronic Cross Section at Low Energy”, Pisa, Italy, 8–10 October 2003, Nucl. Phys. Proc. Suppl. **B131** (2004), M. Incagli and G. Venanzoni Eds.
- [2] KLOE Collaboration, F. Ambrosino *et al.*, Eur. Phys. J. **C247** (2006) 589.
- [3] KLOE Collaboration, A. Aloisio *et al.*, Phys. Lett. **B606** (2005) 12.
- [4] CMD-2 Collaboration, R.R. Akmetshin *et al.*, Phys. Lett. **B562** (2003) 173.
- [5] CLEO Collaboration, D. Besson *et al.*, Phys. Rev. **D76** (2007) 072008.
- [6] A. Denig and F. Nguyen, *The KLOE Luminosity Measurement*, KLOE Note n. 202.
- [7] C.M. Carloni Calame, C. Lunardini, G. Montagna, O. Nicosini and F. Piccinini, Nucl. Phys. **B584** (2000) 459.
- [8] C.M. Carloni Calame, Phys. Lett. **B520** (2001) 16;
C.M. Carloni Calame, G. Montagna, O. Nicosini and F. Piccinini, Nucl. Phys. Proc. Suppl. **B131** (2004) 48.
- [9] F. A. Berends and R. Kleiss, Nucl. Phys. **B186** (1981) 22.
- [10] G. Balossini, C.M. Carloni Calame, G. Montagna, O. Nicosini and F. Piccinini, Nucl. Phys. **B758** (2006) 227.
- [11] S. Eidelman, Acta Physica Pol. **B38** (2007) 3499, Proceedings of the Conference “Matter to the Deepest: Recent Developments in Physics of Fundamental Interactions”, Ustron, Poland, 5-11 September 2007.
- [12] M. Böhm and T. Sack, Z. Phys. **C33** (1986) 157.
- [13] E.A. Kuraev and V. S. Fadin, Sov. J. Nucl. Phys. **41** (1985) 466;
O. Nicosini and L. Trentadue, Phys. Lett. **B196** (1987) 551.
- [14] A.B. Arbuzov *et al.*, JHEP **9710** (1997) 001.
- [15] E. Bartoš, S. Bakmaev, E.A. Kuraev, M.G. Shatnev and M. Sečanský, “ 2γ and 3γ annihilation as calibration processes for high-energy e^+e^- colliders”, [arXiv:0801.1592 \[hep-ph\]](https://arxiv.org/abs/0801.1592).
- [16] F.A. Berends *et al.*, Nucl. Phys. **B206** (1982) 61;
R. Kleiss and W.J. Stirling, Phys. Lett. **B179** (1986) 159.
- [17] Achim Denig, private communication.
- [18] G. Montagna, O. Nicosini and F. Piccinini, Phys. Lett. **B385** (1996) 348.