

# Multiplicity and angular distribution of particles emitted in relativistic nuclear-nuclear interactions

M. K. Suleymanov<sup>1, 2†</sup>, E. U. Khan<sup>1</sup>, A Kravchakova<sup>3</sup>, Mahnaz Q. Haseeb<sup>1</sup>, S. M. Saleem<sup>1</sup>, Y. H. Huseynaliyev<sup>1,4</sup>, S Vokal<sup>2,3</sup>, A.S. Vodopianov<sup>2</sup>, O.B. Abdinov<sup>5</sup>

(1) *Department of Physics COMSATS Institute of Information Technology, Islamabad, Pakistan*

(2) *Veksler and Baldin Laboratory of High-Energies, JINR, Dubna, Russia*

(3) *University of P. J. Shafarik, Koshice, Slovak Republic*

(4) *Department of Semiconductor Physics, Sumgayit State University, Azerbaijan*

(5) *Physics Institute of AS, Baku, Azerbaijan*

† *E-mail: mais@jinr.ru*

## Abstract

We discuss the experimental results on the behavior of the average multiplicities and angular distributions of slow particles emitted in hadron-nuclear and nuclear-nuclear interactions at relativistic energies as a function of the centrality of collisions. It is observed that by increasing the mass of the projectiles the angular distributions of slow particles change and the structure which was demonstrated in the case of  $\pi$ -mesons, protons and light nuclear projectiles, almost disappears. During the interaction of the heavier projectile with nuclear target, the number of secondary interactions as well as number of nucleon-nucleon elastic scattering and re-scattering events increases. We suggest to restore this information using the heavy ion generators taking into account the multiplicity distributions. Because our investigations show that the formation of the percolation cluster sufficiently influences the behaviour of the average multiplicity of the slow particles emitted in these interactions.

## 1 Introduction

Observation of the effects connected with formation and decay of the percolation clusters in heavy ion collisions at ultrarelativistic energies could be the first step for getting the information about deconfinement. Ref. [1] discusses in detail that deconfinement is expected when the density of quarks and gluons becomes so high that it is no longer possible to separate color-neutral hadrons, since these would strongly overlap. Instead clusters much larger than hadrons are formed, within which color is not confined; deconfinement is thus related to cluster formation. Such signals may be obtained by studying the behavior of the characteristics of secondary particles as a function of the centrality of collisions, mass and energy of the projectiles and targets. The formation and decay of the intermediate baryons may influence the characteristics of secondary particles, especially those of slow particles. Ref. [2] discusses that the angular distributions of fragments could have special structure as a result of the formation and decay of some intermediate states.

What we have got from experiments? There are only a few experimental results [3]-[6] that can be considered as a possible confirmation of it. In Ref. [3] it was obtained that the angular distributions of protons emitted in  $\pi^{-12}C$ -interaction (at 40 GeV/c)

with total disintegration of nuclei have some structure, pick at angles close to  $60^0$  (see Fig.1). This result was confirmed by the data which were obtained at investigation of the angular distributions of protons emitted in  $\pi^{-12}C$ -interaction (at 5 GeV/c) with total disintegration of nuclei [4](see Fig.2). There were several speculations interpret the result but it could not been understood completely.

Earliest on Ref. [5] was presented the angular distribution for slow protons emitted in the central  $He + Em$ - ( at 2.1 A GeV),  $O + Em$  - (2.1 A GeV) and  $Ar + Em$  - (1.8 A GeV) collisions (see Fig.3). Some wide structure was observed in these distributions.

Later in Ref. [6] reported observation of some wide structure in the angular distributions of the b-particles emitted in the  $Ne + Em$  reactions at 4.1 A GeV (see Fig.4-5). It was commented that the structure becomes cleaner in central collisions.

The major interpretation from these experiments is that the angular distributions of slow particles emitted in  $\pi$ -meson, proton and light nuclei interactions with nuclear targets indicate a structure. The reason of this structure could be the formation and decay of an intermediate baryon system, e.g. percolation clusters (see [7]).

Now what we have got for angular distributions of slow particles emitted in intermediate and heavy ion collisions? Up to now those distributions could not show any structure. Why? May be it is because intermediate baryon systems have a small cross section (statistical reason) or the information on these formations is lost for reasons, such as the secondary multiparticle interaction, scattering and rescatterings (dynamical reason). We can exclude the statistical reason because the structure for slow particle's angular distributions has been observed with lesser statistical data. What about dynamical reason?

To get an answer to this question we study in detail the behavior of average multiplicity and angular distribution of slow particles emitted at intermediate mass and heavy nuclear interaction with emulsion target at relativistic energies as a function of centrality.

## 2 Experiment

To analyze the behaviour of average multiplicity and angular distribution of the  $b$ -particles (mostly protons with  $p = 0.2GeV/c$  and multiple charged target fragments having a range, 3mm) as a function of centrality [8] the experimental data on  $Kr + Em$  -reaction at 0.95 A GeV [9] and  $Au + Em$  - reaction at 10.7 A GeV [10] has been used. This data was obtained using nuclear beams of the SIS GSI and AGS BNL by the EMU01 Collaboration. In all 842  $Kr + Em$  events and 1185  $Au + Em$  ones have been considered.

Before discussing the experimental results we would like to touch upon one more question which is very important for the centrality experiments. It is clear that the centrality of collisions can not be defined directly in the experiment. In different experiments the values of centrality is detected as a number of identified protons , projectiles' and targets' fragments, slow particles, all particles, as the energy flow of the particles with emission angles  $\theta = 0^0$  or with  $\theta = 90^0$  . Apparently, it is not simple to compare quantitatively the results on centrality dependencies obtained in different papers and on the other hand the definition of centrality could significantly influence the final results. So we believe it is necessary to understand what centrality is. Usually for a chosen variable to fix centrality it is supposed that its values have to increase linearly with a number of colliding nucleons or baryon density of the nuclear matter. The simplest mechanism that could give this dependence is the cascade approach. So, we have used one of the versions of the

cascade-evaporation model CEM [11] to choose the variable to fix centrality for studying the centrality dependence of the event characteristics.

## 2.1 Average multiplicities

Fig. 6a-c shows the yields of  $g$ -,  $h$  - and  $F$ -fragments in the  $Kr + Em$  reactions at 0.95 GeV/nucl. The results coming from the CEM are also included. We can see that : The  $g$ -fragments experimental multiplicity distribution ( $N_g$ ) for the  $Kr + Em$  reactions is well described by the model (Fig. 6a). We recall that in the framework of the CEM  $g$ -fragments are considered as the results of cascading collisions in the target spectator and participant. So  $N_g$  could be used to fix the centrality of collisions. The target  $h$ -fragments multiplicity ( $N_h$ ) distribution shape for the  $Kr + Em$  reactions (Fig. 6b) cannot be described by the CEM in the region  $15 < N_h < 32$  . If we remember that  $N_h$  is the number of the final state target fragments in the event which is the sum of the target black fragments ( $N_b$ ) and  $N_g$ , we would say that the CEM is not able to describe the multiplicity distributions of  $b$ -particles which are the slowest target fragments and thus there is a need to get much more information on the state of the nuclear target.

Fig 7d-f shows the yields of  $g$ -,  $h$  - and  $F$ -fragments in the  $Au + Em$  (at 10.6 GeV/nucl) reactions. The results coming from the CEM are included as well. The experimental distribution of  $g$ -particles ( Fig. 7d) can not be described by the model in full region of the  $N_g$  definition. We can separate some regions with different from of the experimental and model distributions. In the region of  $N_g < 5$  the model can describe the experimental distribution. In the region of  $N_g > 15$  the experimental values of  $N_i$  decrease with  $N_g$  while the values coming from the model are constant in the region  $15 < N_g < 40$ . The model could not describe the distribution of  $h$ -particles in a full region of the  $N_h$ -definition either, that is seen from Fig. 7e. The model could only describe the experimental distribution of  $N_h$  in the region of  $22 < N_h < 32$ . Thus one can say that for the reaction under consideration the  $N_h$  as well as the  $N_g$  could not be used to fix the centrality of collisions. We believe that the result could also be understood qualitatively in the framework of the above-mentioned physical picture (for high energy interactions).

The distribution of projectile fragments with  $Z \geq 1$  produced in  $Au + Em$  collisions is in good agreement with the result coming from the CEM (Fig.7f). So, we can see that the projectile fragments are produced by the mechanism similar to the cascade-evaporation one and  $N_F$  may be used to fix the centrality for these reactions.

Fig. 8a-c presents the average values of multiplicity  $\langle n_s \rangle$  for  $s$  - particles produced in  $Kr + Em$  and  $Au + Em$  reactions and the average values of pseudorapidity for  $s$  - particles produced in  $Au + Em$  reactions . We can say that there are two regions in the behavior of the values of  $\langle n_s \rangle$  as a function of  $N_g$  for the  $Kr + Em$  reaction ( Fig. 8a).

In the region of :  $N_g < 40$  the values of  $\langle n_s \rangle$  increase linearly with  $N_g$  , here the CEM also gives the linear dependence but with the slope less than the experimental one;  $N_g > 40$  the CEM gives the values for  $\langle n_s \rangle$  greater than the experimental observed ones, the last saturates in this region. This effect could not be described by the CEM . It has been however, previously observed in emulsion experiments. It is clear that there should be some effects which could stop ( or sufficiently moderate) the increase of  $n_s$ . The effect of the big percolation cluster formation could be one of those effects. The moderation of the values of  $\langle n_s \rangle$  as a function of  $N_F$  is also observed for the  $Au + Em$

reaction at 10.6 GeV/nucleon. (Fig. 8b) near the point of the  $N_F \geq 40 - 50$  these should be a point of the regime change which is absent for the distribution coming from the CEM. Thus our investigations show that [12]:

- the centrality of collision could be defined as a number of the target g-particles (grey particles are those whose ionization, the number of grains per unit length, correspond to protons with momentum  $0.2 \leq p \leq 1.0 \text{ GeV}/c$ ) in  $Kr + Em$  reactions at energies 0.95 A GeV/nucleon and as a number of projectile F-fragments (with  $Z \geq 1$ ) in  $Au + Em$  reactions at 10.6 A GeV/nucleon;

- the formation of the percolation cluster sufficiently influences the characteristics of nuclear fragments;

- there are points of the regime changes in the behavior of some characteristics of s-particles as a function of centrality which could be qualitatively understood as a result of big percolation cluster formation.

## 2.2 Angular distributions

The angular distributions of slow particles were presented by the EMU01 Collaboration (for example see [13]-[14]). However the angular distributions of the slow fragments are considered by us separately for:

- 1) all events and the events with a number of  $N_h = 8$  ( $N_h$  is a number of  $h$ -particles). This criterion has been used to separate the heavy nuclei interaction. The  $h$ -particles are sum of  $g$  and  $b$ -particles;

- 2) peripheral and central collisions.

The experimental data has been compared with data generated by the CEM.

Fig 9 a-d shows the angular distributions of the  $b$ -particles emitted in the  $Kr + Em$  reactions at 0.95 A GeV. Herein and further all distributions were normalized on a total square under the curves. The results are shown separately for all events (Fig.9a) and the events with  $N_h = 8$  (Fig.9b). The results from the CEM are also shown in these figures. There is not seen any structure in these distributions such as those discussed in [3]-[6].

In Fig. 10 a-d the angular distributions of the  $b$ - particles emitted in the  $Au + Em$  reactions at 10.7 A GeV are shown. The results are demonstrated separately for all events (Fig.10a) and the events with  $N_h = 8$  (Fig.10b). These figures show some structure in the angular distributions for  $b$ -particles that is cleaner for all events for which the rates of the peripheral collisions are stronger. The possible reasons for the appearance of this structure are the multinucleon interactions, scattering and rescatterings effects.

In Fig. 11 a-b the angular distributions of the  $b$ - particles emitted in the  $Kr + Em$  reactions at 0.95 A GeV are demonstrated. The results for the central collisions (Fig. 11a) and the peripheral ones (Fig. 11b) are shown separately. To select the central collisions, we used the criteria  $N_g = 20$  suggested by Abdinov et al [12]. One can see that the angular distributions are completely described by the CEM.

In the Fig 12 a-b the angular distributions of the  $b$ -particles emitted in the  $Au + Em$  reactions at 10.7 A GeV are demonstrated. The results for the central collisions (Fig 12a) and the peripheral ones (Fig 12b) are shown separately. To select the central collisions, we used the criteria  $N_F = 20$  though Abdinov et al [12] showed that the central Au+Em-events (at 10.7 A GeV) should be selected using the criteria  $N_F = 40$ . We followed a different criterion as the number of events is very small with  $N_F = 40$ . It is seen

that in peripheral collisions the structure becomes cleaner (the structure diminishes and almost disappears in central collisions). Therefore as in Fig 10a-b one can say that the reason of the appearance of this structure is the multinucleons interactions, scattering and rescattering effects.

### 3 Results and discussion

The angular distributions of  $b$ -particles emitted in  $Au+Em$ -reactions as well as in the  $Kr+Em$ -reactions do not contain any special structure except the one that is described using the usual mechanisms of the interaction (e.g. cascade evaporation). If we compare the results of the reactions mentioned above with those discussed in [3]-[6] one can see that by increasing the mass of the projectiles the angular distributions of slow particles change and the structure which was demonstrated in the case of  $\pi$ -mesons, protons and light nuclear projectiles, diminishes. This could be explained easily as follows: during the interaction of the heavier projectile with nuclear target, the number of secondary interactions as well as number of nucleon-nucleon elastic scattering and re-scattering events increases. These effects could lead to the disappearance of the information of any intermediate formations as well as the clusters.

But how could we restore this information? As already discussed, observation of the effects connected with formation and decay of the percolation clusters in heavy ion collisions at ultrarelativistic energies could be the first step for getting the information about deconfinement. We expected that such signals may be obtained by studying the behaviour of the characteristics of secondary particles as a function of the centrality of collisions, mass and energy of the projectiles and targets. But these could not be observed. Therefore it is necessary to look for the ways for restoring the signal. One way could be using the generators of heavy ion events taking into account the results on the centrality dependences of other characteristics of secondary particles e.g., the average multiplicity of  $b$ -particles [12] which could be more sensitive to baryon system formation and decay. In Ref. [12] it was concluded that the formation of the percolation cluster could sufficiently influence the behavior of the average multiplicity of slow particles as a function of centrality. Another way could be using the Fourier transformation and Maximum Entropy technique [15] to separate the spectrum of the signal. It is the subject of our investigations that would follow in near future.

### References

- [1] H.Satz. Preprint 2000 hep-ph/0007069].
- [2] A. Agnese , M. La.Camera,A.Wataghin. Nuovo Cim. A 59 71, 1969.
- [3] Anoshin A I et al 1981 Rus. J. of Nucl.Phys. 33 164.
- [4] Abdinov O B et al 1980 Preprint JINR 1-80-859.
- [5] Hecman H H et al 1978 Phys.Rev. C 17.
- [6] Andreeva N P et al 1987 Rus. J. of Nucl.Phys 45 123.

- [7] Volant C et al 2004 Nucl. Phys A 734 545
- [8] Suleymanov M K et al 2004 Nucl.Phys. A 734S 104
- [9] Krasnov S A et al 1996 Czech. J. Phys. 46 531
- [10] Adamovich M I et al 1995 Phys. Lett. B 352 472
- [11] Musulmanbekov G J 1992 (11th EMU01 Collaboration Meeting) 288; Musulmanbekov G J 1994 (11th Int. Symp. on High Energy Spin Phys.); Musulmanbekov G J 1995 (AIP Conf. Proc.) 343 428
- [12] O.B. Abdinov et al. Journal Bulletin of the Russian Academy of Sciences. Physics , 2006, v.70,N5, pp.656-660; e-Print Archive: hep-ex/0503032
- [13] Adamovich M I et al 1995 Nucl.Phys. A 590 597
- [14] Adamovich M I et al 1997 Z.Phys. A 358 337
- [15] Belashev B.Z., Suleymanov M.K. .Particles and Nuclei, Letters. 2002. No. 3[112]; No. 4[113], ; No. 6[115].

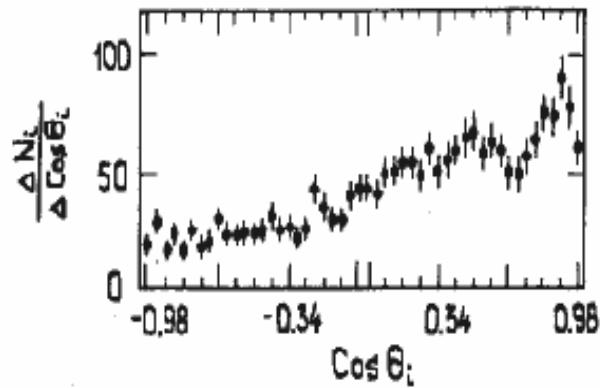


Figure 1: The angular distributions of protons emitted in  $\pi^{-12}C$ - interaction (at 40 GeV/c) with total disintegration of nuclei.

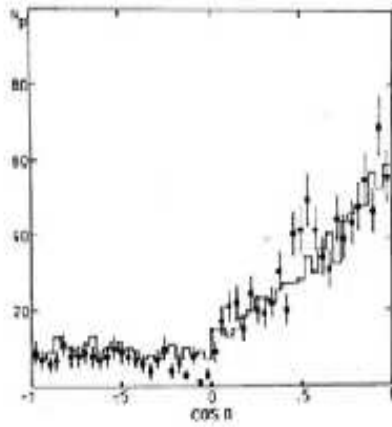


Figure 2: The angular distributions of protons emitted in  $\pi^{-12}C$ - interaction (at 5 GeV/c) with total disintegration of nuclei.

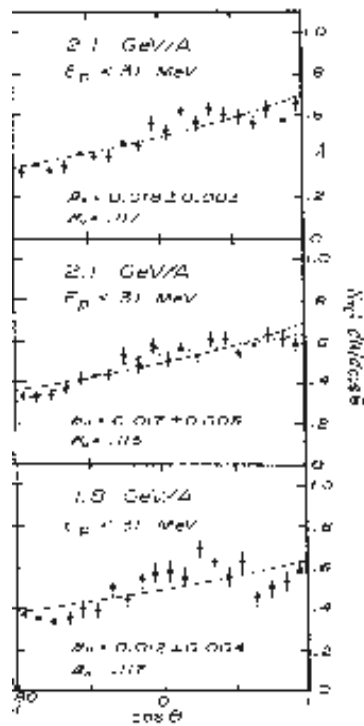


Figure 3: The angular distributions for slow protons emitted in the central He+Em- ( at 2.1 A GeV), O+Em - (2.1 A GeV) and Ar+Em - (1.8 A GeV) collisions.

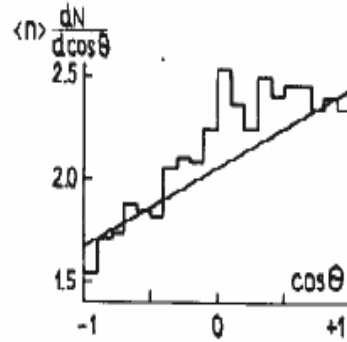


Figure 4: The angular distributions of the b-particles emitted in the Ne+Em reactions at 4.1 A GeV .

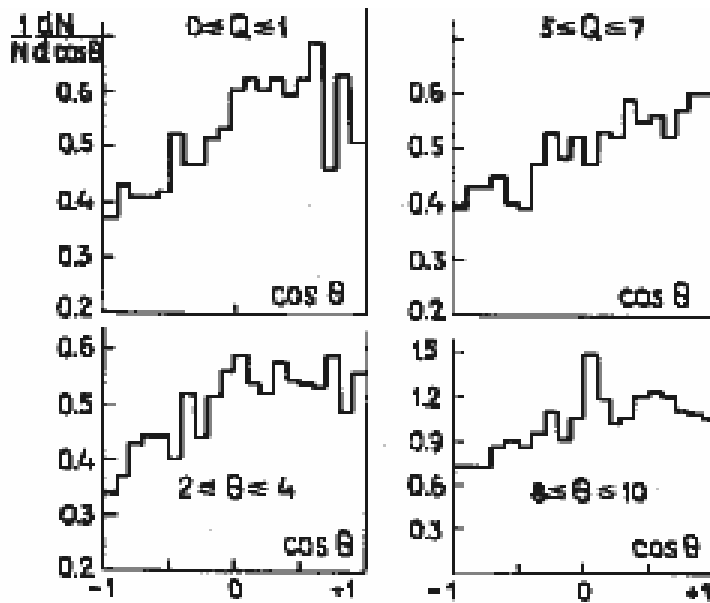


Figure 5: The angular distributions of the b-particles emitted in the Ne+Em reactions (with different centralities Q) at 4.1 A GeV .



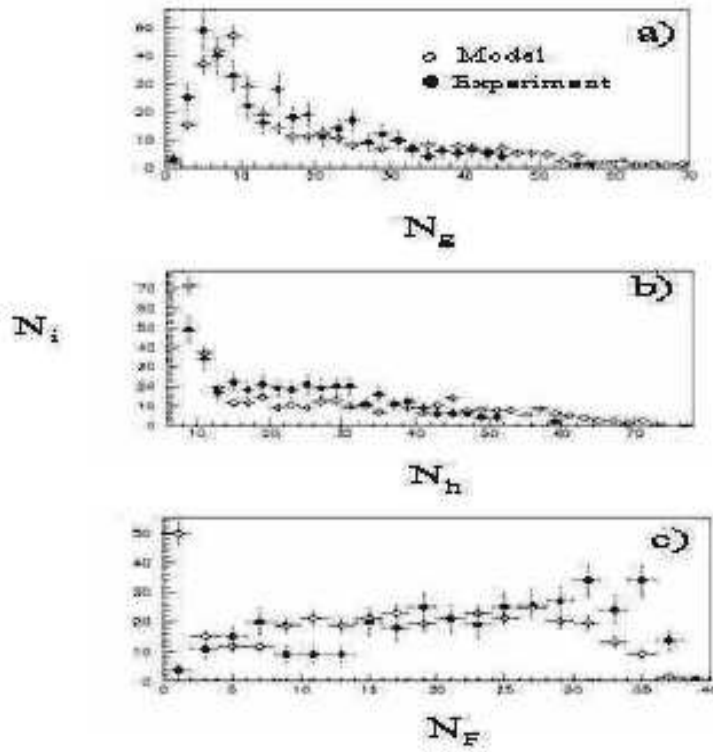


Figure 6: The yields of  $g$ -,  $h$ - and  $F$ -fragments in the  $Kr + Em$  reactions at 0.95 GeV/nucleon. The results coming from the CEM are also drawn.

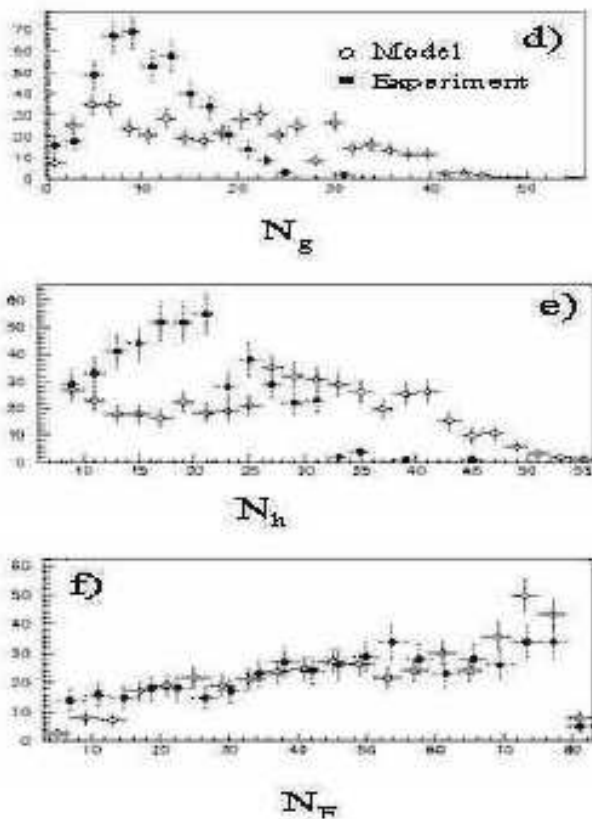


Figure 7: The yields of  $g$ -,  $h$ - and  $F$ -fragments in the  $Au + Em$  reactions at 10.7 GeV/nucleon. The results coming from the CEM are also drawn.




Figure 8:

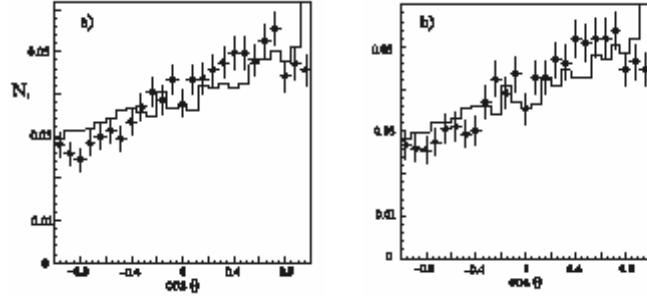


Figure 9: Angular distributions of the b- particles emitted in Kr+Em-reactions at 0.95 A GeV energy for all events - a) ; for the events with  $N_h = 8$  - b). The histograms are the results coming from the CEM.

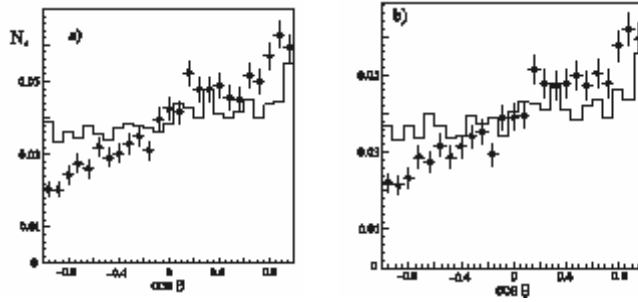


Figure 10: Angular distributions of the b-particles emitted in Au+Em-reactions at 10.7 A energy for all events - a) ; for the events with  $N_h = 8$  - b). The histograms are the results coming from the CEM.

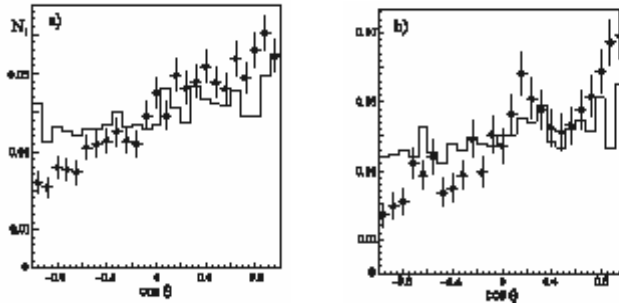


Figure 11: Angular distributions of the b- particles emitted in Kr+Em-reactions at 0.95 A GeV energy for the central collisions - a) ; for the peripheral collisions - b). The histograms are the results coming from the CEM.

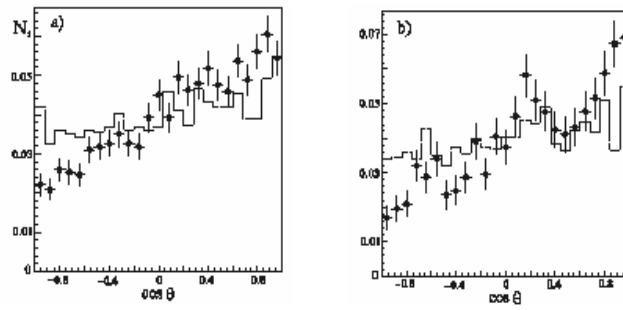


Figure 12: Angular distributions of the b-particles emitted in Au+Em-reactions at 10.7 A GeV energy for the central collisions - a) ; for the peripheral collisions - b). The histograms are the results coming from the CEM.