

Programmable discriminator of coherent states – experimental realization

Lucie Bartůšková,¹ Antonín Černoš,² Jan Soubusta,² and Miloslav Dušek¹

¹*Department of Optics, Palacký University, 17. listopadu 50, 772 00 Olomouc, Czech Republic*

²*Joint Laboratory of Optics of Palacký University and Institute of Physics of Academy of Sciences of the Czech Republic, 17. listopadu 50A, 779 07 Olomouc, Czech Republic*

(Dated: September 8, 2021)

The optical implementation of the recently proposed unambiguous identification of coherent states is presented. Our system works as a programmable discriminator between two, in general non-orthogonal weak coherent states. The principle of operation lies in the interference of three light beams – two program states and one unknown coherent state which can be equal to whichever of the two program states. The experiment is based on fiber optics. Its results confirm theoretical predictions and the experimental setup can be straightforwardly extended for higher numbers of program states.

PACS numbers: 03.67.-a, 42.50.-p

I. INTRODUCTION

Only orthogonal states of any quantum system can be discriminated perfectly and with a hundred per-cent efficiency. However, it is possible to discriminate even non-orthogonal states but either with errors and/or with certain number of inconclusive results. In general, the ability to discriminate quantum states is important for quantum information transfer and processing. E.g., it can serve as an efficient attack on quantum key distribution [1]. Error-prone discrimination was investigated already in the seminal work of Helstrom [2]. Later it was shown that the error-free or unambiguous discrimination of two non-orthogonal states is also possible though only in a probabilistic way [3, 4, 5, 6]. Unambiguous discrimination of more than two non-orthogonal (but linearly independent) states was also studied [7]. The physical scheme for optimal unambiguous discrimination of coherent states was proposed by Banaszek [8]. Van Enk discussed an effectivity of several methods for unambiguous discrimination of N symmetric coherent states using linear optics and photodetectors [9]. Many other works dealt with the discrimination of mixed states [10, 11, 12]. Further, so-called programmable discriminators, where the set of specimen states is determined by a quantum “program”, were proposed and experimentally tested [13, 14, 15]. This task can also be seen as quantum state comparison [16]; the signal state is compared with the set of specimen states. The implementation of the coherent-state comparison device was published by Erika Andersson *et al.* [17]. Recently, Sedlák *et al.* [18] proposed experimentally feasible implementation of unambiguous identification of coherent states with potential application to quantum database search.

In this paper we present experimental realization of a simple version of the unambiguous identification of coherent states proposed in Ref. [18]. The unknown coherent state can equal to whichever of two different program states. The number of program states can be increased by extension of the basic experimental scheme.

The scheme of our setup is in Fig. 1. State $|\alpha_?\rangle$ is

the state to be discriminated. States $|\alpha_1\rangle, |\alpha_2\rangle$ are the program states. Our task is to find whether $|\alpha_?\rangle = |\alpha_1\rangle$, or $|\alpha_?\rangle = |\alpha_2\rangle$. As shown in Ref. [18] if the intensity transmittance of beam splitter BS₁,

$$T_1 = \frac{1}{1 + T_0}, \quad (1)$$

and the transmittance of beam splitter BS₂,

$$T_2 = \frac{1 - T_0}{2 - T_0}, \quad (2)$$

where T_0 is the intensity transmittance of beam splitter BS₀ (we suppose that the reflectances and transmittances add to unity, $R_j + T_j = 1$), then one can unambiguously identify the incoming state just by photodetection at detectors D₁ and D₂. If D₁ clicks we can conclude that $|\alpha_?\rangle = |\alpha_2\rangle$, if D₂ clicks it means that $|\alpha_?\rangle = |\alpha_1\rangle$. If neither of the detectors clicks we cannot make any conclusion about the state $|\alpha_?\rangle$ – this situation corresponds to an inconclusive result. In an ideal situation both detectors may never click in coincidence. The probability of correct identification of state $|\alpha_1\rangle$ reads

$$p_1 = 1 - \exp\left(-\eta_2 \frac{1 - T_0}{2 - T_0} |\alpha_1 - \alpha_2|^2\right), \quad (3)$$

and of correct identification of state $|\alpha_2\rangle$

$$p_2 = 1 - \exp\left(-\eta_1 \frac{T_0}{1 + T_0} |\alpha_1 - \alpha_2|^2\right), \quad (4)$$

where η_j denote the detection efficiencies. In this paper we assume the equal prior probabilities of both coherent states $|\alpha_1\rangle$ and $|\alpha_2\rangle$. In such a case the optimal choice of the splitting ratios is shown to be $T_0 = 1/2, T_1 = 2/3, T_2 = 1/3$ (independently of the input states) [18].

In a real setup it sometimes happens that detectors D₁ and D₂ click simultaneously. Practically these double clicks, as well as no detections, correspond to inconclusive results because we cannot distinguish whether the unknown state was equal to state $|\alpha_1\rangle$, or to state $|\alpha_2\rangle$.

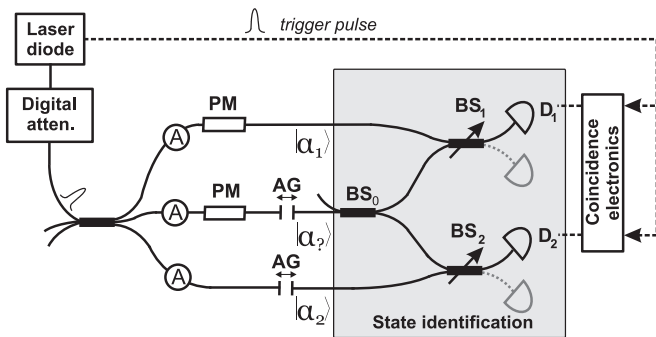


FIG. 1: The scheme of our experimental setup. A - attenuators, PM - phase modulators, AG - adjustable air gaps, BS - beam splitters, D - detectors.

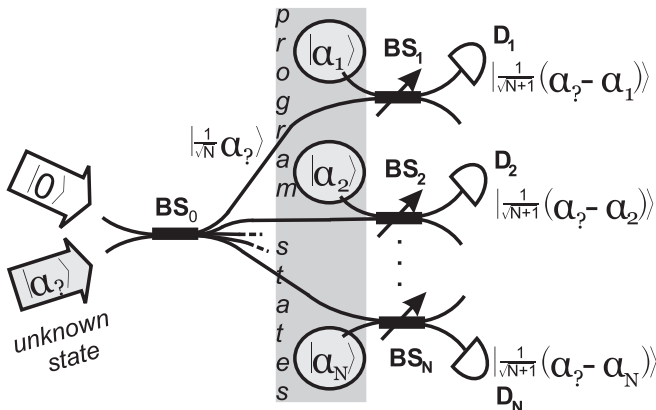


FIG. 2: Possible extension of the discrimination scheme for N program states. BS_0 equally splits an unknown state to N fibers. Splitting ratios of BS_j , $j = 1, \dots, N$: $T_j = N/(N+1)$, $R_j = 1/(N+1)$.

All other situations, when just one of detectors clicks, belong to conclusive results. They include both correct and erroneous identifications of the unknown state. Ideally, the erroneous identifications never occur and the probability of a conclusive result is equal to the probability of correct identification.

II. DESCRIPTION OF EXPERIMENT

The experimental setup (see Fig. 1) was built up on fiber optics. For preparation of coherent states we used strongly attenuated pulses produced by a laser diode at wavelength 826 nm and with a length of pulses around 4 ns. Pulses were divided by a fiber coupler into three optical fibers, each corresponding to one of states $|\alpha_1\rangle$, $|\alpha_2\rangle$, $|\alpha_?\rangle$. Amplitudes of coherent states were adjusted

together by a digital attenuator located in front of pulse splitting and separately for individual modes by attenuators (A). Phases of states were controlled by electro-optical phase modulators (PM).

The principle of state discrimination lies in the interference of light beams at beam splitters. The discrimination is optimal when beam splitter BS_0 is balanced, therefore a fiber coupler with fixed splitting ratio 50:50 was used. As beam splitters BS_1 and BS_2 we employed two variable-ratio couplers adjusted to desired splitting ratios. The whole setup including both the preparation of all coherent states and the identification of unknown state worked basically as two interconnected Mach-Zehnder (MZ) interferometers. To accomplish discriminating operation visibilities of both MZ interferometers had to be maximized. This was provided by aligning polarizations and setting the same optical paths of arms corresponding to $|\alpha_1\rangle$ and $|\alpha_?\rangle$ and paths corresponding to $|\alpha_2\rangle$ and $|\alpha_?\rangle$. Before the measurement the path balance was roughly done by the help of two adjustable air-gaps and precisely by phase modulators during the measurement itself.

Changes of temperature and temperature gradients cause changes of refractive index of optical fibers and thereby the drift of phase in time. To reduce the phase-drift effect we utilized thermal isolation of the setup in a polystyren box. Additionally an active stabilization was performed to compensate a residual phase drift. Before each three-second measurement step phase deviations from the balanced state were monitored simultaneously in both MZ interferometers and if necessary a proper correction was done by means of phase modulators [19].

The signal was detected by four Perkin-Elmer single-photon counting avalanche photodiodes. Two of them, D_1 and D_2 , served for both the discrimination and active stabilization while two others were used only for the stabilization. To minimize the influence of dark counts of detectors on a measurement we counted coincidences between signals from detectors D_1 , D_2 and pulses that triggered the laser diode. For this purposes coincidence electronics including time-to-amplitude convertors and single-channel analyzers were utilized. A coincidence window was set to the value of 8 ns. The mean number of dark counts in the coincidence window was approximately 4×10^{-7} whereas the mean number of signal counts in the coincidence window in our experiment ranged from 0.002 to 0.7.

Quantum efficiencies of detectors also play an important role. They are essential for the measurement of amplitudes of coherent states and they constrain the success probability of state identification. Efficiencies were measured by means of a cw laser diode, a well-calibrated digital attenuator, and a power meter. First we determined the power of laser signal by the power meter. Then the laser beam was attenuated by the digital attenuator and the count rates measured by the detector were compared with a photon flux calculated from the power measured beforehand. By this measurement we obtained efficiencies

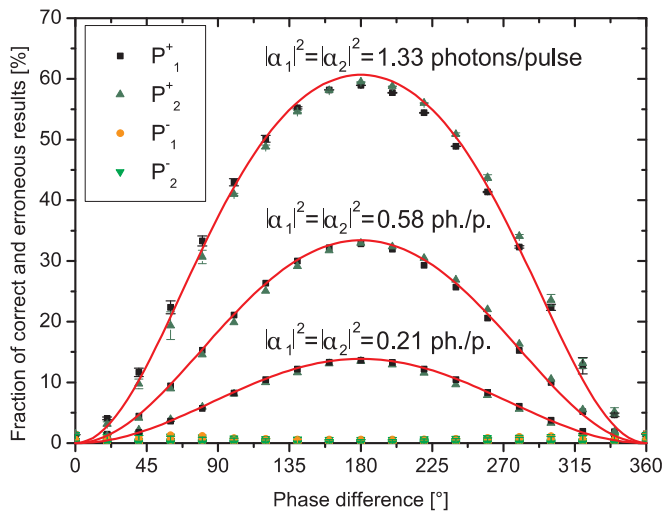


FIG. 3: Dependence of the fraction of correct and erroneous results on the phase difference between states $|\alpha_1\rangle$ and $|\alpha_2\rangle$ for three different intensities of states; $|\alpha_1|^2 = |\alpha_2|^2$. Solid lines represent theoretical predictions for the probability of a conclusive result.

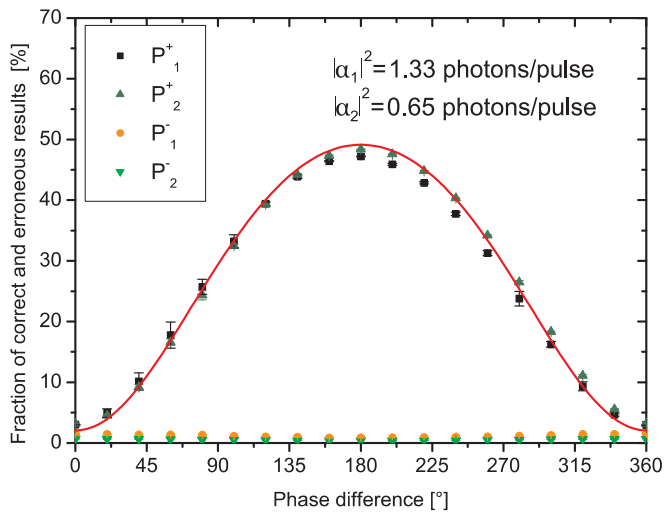


FIG. 4: Dependence of the fraction of correct and erroneous results on the phase difference between states $|\alpha_1\rangle$ and $|\alpha_2\rangle$; $|\alpha_1|^2 \neq |\alpha_2|^2$. Solid line represents a theoretical prediction for the probability of a conclusive result.

of detectors $\eta_1 = \eta_2 = 53 \pm 1\%$.

In our experiment we tested the state identification for various combinations of states $|\alpha_1\rangle$ and $|\alpha_2\rangle$. For each such measurement we first set desired intensities $|\alpha_1|^2$, $|\alpha_2|^2$ of program states. Then the intensity of state $|\alpha_?\rangle$ was adjusted to be equal either to the intensity of the first state or to the intensity of the second state. By

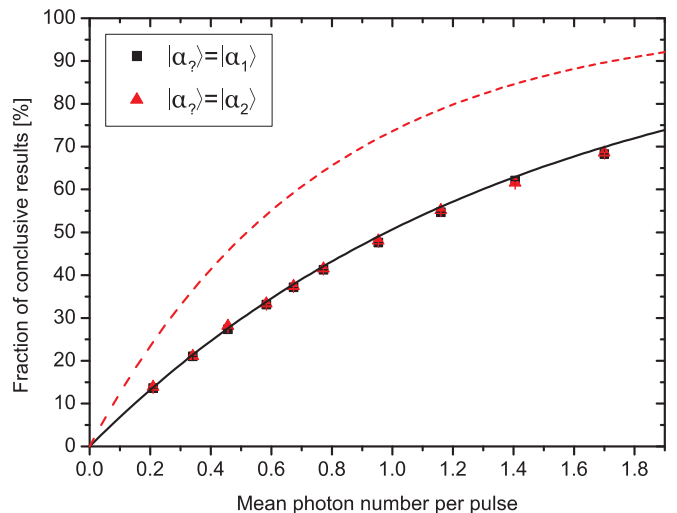


FIG. 5: Dependence of the probability of a conclusive result on the intensity of states ($|\alpha_1|^2 = |\alpha_2|^2$; phase difference between states was 180°). Solid line represents the theoretical prediction for our detectors with $\eta = 53\%$. Dashed line is the theoretical limit for ideal detectors (quantum efficiency $\eta = 100\%$).

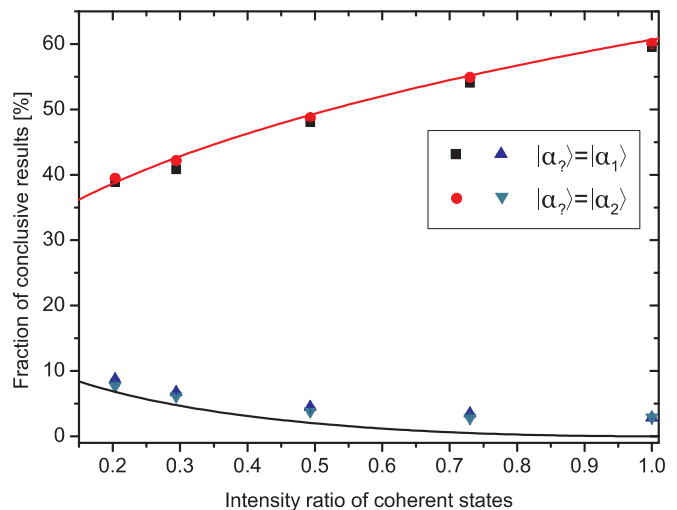


FIG. 6: Dependence of the probability of a conclusive result on the intensity ratio of states $|\alpha_2|^2/|\alpha_1|^2$ ($|\alpha_1|^2 = 1.33$ photons/pulse). The upper line represents the theoretical prediction for the phase difference 180° between states $|\alpha_1\rangle$ and $|\alpha_2\rangle$ and the lower line corresponds to the phase difference 0° .

applying proper voltages on phase modulators we were able to prepare coherent states with various phases.

We measured conclusive count rates C_j^+ , when the state was correctly discriminated, and C_j^- related to erroneous detections; $j = 1, 2$. For example when $j = 1$

then $|\alpha_2\rangle = |\alpha_1\rangle$. C_1^+ (C_1^-) were obtained by measuring coincidence rates between detector D_2 (D_1) and trigger pulses of laser diode minus the coincidence rates between detectors D_1 and D_2 (related to double clicks). C_2^+ and C_2^- were measured in a similar way. The fractions of correct and erroneous results read

$$P_j^+ = \frac{C_j^+}{C_{tot}}, \quad P_j^- = \frac{C_j^-}{C_{tot}} \quad (j = 1, 2) \quad (5)$$

respectively, where C_{tot} is the total number of laser pulses per measurement period. The fraction of conclusive results is thus $P_j = P_j^+ + P_j^-$ ($j=1, 2$).

III. RESULTS AND CONCLUSIONS

Experimental results are shown in Figs. 3-6. Each measured point was averaged from data collected during ten three-second measurements. Error bars correspond to statistical errors from these ten measuring steps. Fig. 3 and Fig. 4 display the fraction of correct and erroneous results as a function of phase difference between coherent states $|\alpha_1\rangle$ and $|\alpha_2\rangle$. The theoretical curves of probabilities of a conclusive result (i.e. probabilities of correct identification) were calculated by equations (3), (4). In our case they are identical for the both program states due to the equality of the efficiencies of detectors D_1 and D_2 . Measured data are presented as P_j^+ and P_j^- according to equation (5). In the ideal case, when the visibility of interference is 100% and there are no dark counts, the probability of a conclusive result is equal to the probability of correct identification. In our setup the effect of dark counts was minimized to be negligible and visibilities were around 98%. The imperfect interference affects the quality of discrimination mainly in situations when the overlap of coherent states $|\alpha_1\rangle$ and $|\alpha_2\rangle$ is relatively high.

The probability of a conclusive result for the phase difference 180° between states rapidly grows with increasing

intensities of states $|\alpha_1\rangle$ and $|\alpha_2\rangle$ (see Fig. 5).

Fig. 6 shows the probability of a conclusive result as a function of intensity ratio $|\alpha_2|^2/|\alpha_1|^2$ whereas the intensity of the first state was fixed to 1.33 photons per pulse. The upper line is related to situations when the overlap of states is for given intensities minimal (phase difference 180° between the states) and the lower line corresponds to cases when the overlap is maximal (phase difference 0° between the states).

Implemented version of coherent state identification can be straightforwardly extended for more than two specimen states (see Fig. 2). There is no experimental limitation for the extension of this scheme and even the stabilization of more than two MZ interferometers can be performed simultaneously. However, the probability of correct identification decreases with increasing number of program states [18].

In summary, we have experimentally demonstrated the unambiguous programmable discriminator of coherent states when the unknown state can equal to one of two different specimen states. Measured values of fraction of correct results well agree with the theoretical predictions. Our experimental setup represents a technically feasible way to implement some interesting quantum information tasks, e.g. quantum database search [18] or an attack on quantum key distribution [9].

Acknowledgments

M.D. acknowledges fruitful discussions with Michal Sedlák, Mario Ziman, Ondrej Pribyla, Jaromir Fiurasek, and Radim Filip. This research was supported by the projects LC06007, 1M06002 and MSM6198959213 of the Ministry of Education of the Czech Republic and by the SECOQC project of the EC (IST-2002-506813).

-
- [1] M. Dušek, M. Jahma, N. Lütkenhaus, Phys. Rev. A **62**, 022306 (2000).
 - [2] C.W. Helstrom, *Quantum Detection and Estimation Theory* (Academic Press, New York, 1976).
 - [3] I. D. Ivanovic, Phys. Lett. A **123**, 257 (1987).
 - [4] D. Dieks, Phys. Lett. A **126**, 303 (1988).
 - [5] A. Peres, Phys. Lett. A **128**, 19 (1988).
 - [6] G. Jaeger and A. Shimony, Phys. Lett. A **197**, 83 (1995).
 - [7] A. Chefles and S.M. Barnett, Phys. Lett. A **250**, 223 (1998).
 - [8] K. Banaszek, Phys. Lett. A **253**, 12 (1999).
 - [9] S.J. van Enk, Phys. Rev. A **66**, 042313 (2002).
 - [10] J. Fiurasek and M. Ježek, Phys. Rev. A, **67**, 012321 (2003).
 - [11] P. Raynal, N. Lütkenhaus, and S. J. van Enk, Phys. Rev. A **68**, 022308 (2003).
 - [12] U. Herzog, J. A. Bergou, Phys. Rev. A, **70**, 022302 (2004).
 - [13] M. Dušek and V. Bužek, Phys. Rev. A **66**, 022112 (2002).
 - [14] J. Soubusta, A. Černochoch, J. Fiurasek, and M. Dušek Phys. Rev. A **69**, 052321 (2004).
 - [15] J. A. Bergou and M. Hillery, Phys. Rev. Lett. **94**, 160501 (2005).
 - [16] S. M. Barnett, A. Chefles, and I. Jex, Phys. Lett. A **307**, 189 (2003).
 - [17] E. Andersson, M. Curty, and I. Jex, Phys. Rev. A **74**, 022304 (2006).
 - [18] M. Sedlák, M. Ziman, O. Pribyla, V. Bužek, and M. Hillery, Phys. Rev. A **76**, 022326 (2007).
 - [19] L. Bartůšková, M. Dušek, A. Černochoch, J. Soubusta, J. Fiurasek, Phys. Rev. Lett. **99**, 120505 (2007).