

# Gradient Descent-Bit Flipping Algorithms for Decoding LDPC Codes

Tadashi Wadayama<sup>†</sup>, Masayuki Yagita<sup>†</sup>, Yuuki Funahashi<sup>††</sup>,  
Shogo Usami<sup>††</sup>, Ichi Takumi<sup>†</sup>

<sup>†</sup>Nagoya Institute of Technology, <sup>††</sup>Meijo University

E-mail: wadayama@nitech.ac.jp

## Abstract

A novel class of bit-flipping (BF) algorithms for decoding low-density parity-check (LDPC) codes is presented. The proposed algorithms, which are called *gradient descent-bit flipping (GD-BF) algorithms*, can be regarded as simplified gradient descent algorithms. Based on gradient descent formulation, the proposed algorithms are naturally derived from a simple non-linear objective function. The behavior of the proposed algorithms can be explained from the view point of optimization of the objective function. The proposed algorithms show better decoding performance than those of known BF algorithms such as weighted BF algorithm and modified weighted BF algorithm for some LDPC codes. Especially, multi-bits flipping GD-BF algorithm gives much fast convergence.

## 1. Introduction

Bit flipping (BF) algorithms for decoding low-density parity-check (LDPC) codes [1, 2] have been extensively studied and many variants of BF algorithms such as weighted BF (WBF) [3], modified weighted BF (MWBF) [4], and other variants [5, 6, 7] have been proposed. The first BF algorithm is developed by Gallager [1]. In a decoding process of Gallager's algorithm, some unreliable bits (in a binary quantized received word) corresponding to unsatisfied parity checks are flipped for each iteration. The successors of Gallager's BF algorithm inherits the basic strategy of Gallager's algorithm: find a (or some) unreliable bit(s) and then flip them. Although bit error rate (BER) performance of a BF algorithm is inferior to that of sum-product algorithm or min-sum algorithm in general, the algorithm enable us to design a much simpler decoder, which is easier to implement.

To bridge the performance gap between BF decoding and BP decoding, many ideas to improve BER performance of BF algorithms have been introduced. However, there are few works which discuss theoretical foundation to understand the behaviors of BF algorithms. In this paper, a novel class of BF algorithms for decoding LDPC codes is presented. The proposed algorithm, which are called *gradient descent-bit flipping (GD-BF) algorithms*, can be regarded as bit-flipping gradient descent algorithms. From a simple gradient descent formulation, the proposed algorithms is naturally derived. The behavior of the proposed algorithm can be explained from the view point of optimization of a non-linear objective function.

## 2. Preliminaries

In this section, notation required for this paper is firstly introduced and then brief review of known BF algorithms is given.

### 2.1. Notation

Let  $H$  be a binary  $m \times n$  parity check matrix, where  $n > m \geq 1$ . The binary linear code  $C$  is defined by  $C \triangleq \{\mathbf{c} \in F_2^n : H\mathbf{c} = \mathbf{0}\}$ , where  $F_2$  denotes the binary Galois field. In this paper, a vector is assumed to be a column vector. For convention, we introduce the bipolar codes  $\tilde{C}$  corresponding to  $C$  as follows:

$$\tilde{C} \triangleq \{(1 - 2c_1, 1 - 2c_2, \dots, 1 - 2c_n) : \mathbf{c} \in C\}. \quad (1)$$

Namely,  $\tilde{C}$ , which is a subset of  $\{+1, -1\}^n$ , is obtained from  $C$  by using binary  $(0, 1)$  to bipolar  $(+1, -1)$  conversion.

The binary-input AWGN channel is the target channel of this paper, which is defined by  $\mathbf{y} = \mathbf{c} + \mathbf{z}$ , where  $\mathbf{c} \in \tilde{C}$ . The vector  $\mathbf{z} = (z_1, \dots, z_n)$  is a white Gaussian noise vector where  $z_j (j \in [1, n])$  is an i.i.d. Gaussian random variable with zero mean and variance  $\sigma^2$ . The notation  $[a, b]$  denotes the set of consecutive integers from  $a$  to  $b$ .

The notation for index sets associated with  $H$  is required for describing BF algorithms. Let

$$N(i) \triangleq \{j \in [1, n] : h_{ij} = 1\}, \quad i \in [1, m] \quad (2)$$

$$M(j) \triangleq \{i \in [1, m] : h_{ij} = 1\}, \quad j \in [1, n], \quad (3)$$

where  $h_{ij}$  is the  $ij$ -element of the parity check matrix  $H$ . By using this notation, we can write the parity condition in this way:

$$\forall i \in [1, m], \quad \prod_{j \in N(i)} x_j = 1, \quad (4)$$

which is equivalent to  $(x_1, \dots, x_n) \in \tilde{C}$ . The value  $\prod_{j \in N(i)} x_j \in \{+1, -1\}$  is called  $i$ -th *bipolar syndrome* of  $\mathbf{x}$ .

### 2.2. Known BF algorithms

Number of variants of BF algorithms have been developed so far. We can classify the BF algorithms into two-classes: single bit flipping (single BF) algorithms and multiple bits flipping (multi BF) algorithms. In a decoding process of a single BF algorithm, only one bit is flipped according to its bit flipping rule. On the other hand, multi BF algorithm allows multiple bits flipping per iteration in a decoding process. In general, a multi BF algorithm shows faster convergence than a single BF algorithm but it suffers from oscillation behavior of a decoder state which is not easy to control.

The framework of the single BF algorithms is summarized as follows:

#### Single BF algorithm

**Step 1 (Hard decision)** For  $j \in [1, n]$ , let  $x_j := \text{sign}(y_j)$ , where

$$\text{sign}(x) \triangleq \begin{cases} +1, & x \geq 0 \\ -1, & x < 0. \end{cases} \quad (5)$$

Let  $\mathbf{x} \triangleq (x_1, x_2, \dots, x_n)$ .

**Step 2 (Parity check)** If the parity equation  $\prod_{j \in N(i)} x_j = 1$  holds for all  $i \in [1, m]$ , output  $\mathbf{x}$  and then exit.

**Step 3 (Bit flip)** Find the flip position given by

$$\ell := \arg \min_{k \in [1, n]} \Delta_k(\mathbf{x}). \quad (6)$$

and then flip the symbol:  $x_\ell := -x_\ell$ . The function  $\Delta_k(\mathbf{x})$  is called an *inversion function*.

**Step 4 (Check on number of iterations)** If the number of iterations is under the maximum number of iterations  $L_{max}$ , return to Step 2; otherwise output  $\mathbf{x}$  and exit.  $\square$

In a decoding process of a single BF algorithm, firstly, hard decision decoding for a given  $\mathbf{y}$  is done and  $\mathbf{x}$  is initialized to the hard decision result. Then, the minimum of the *inversion function*  $\Delta_k(\mathbf{x})$  for  $k \in [1, n]$  is found<sup>1</sup>. An inversion function  $\Delta_k(\mathbf{x})$  can be seen as a measure for invalidness of bit assignment on  $x_k$ . The bit  $x_\ell$ , where  $\ell$  gives the smallest value of the inversion function, is then flipped.

The inversion functions of WBF [3] is defined by

$$\Delta_k^{(WBF)}(\mathbf{x}) \triangleq \sum_{i \in M(k)} \beta_i \prod_{j \in N(i)} x_j. \quad (7)$$

The values  $\beta_i (i \in [1, m])$  is the *reliability* of syndromes defined by  $\beta_i \triangleq \min_{j \in N(i)} |y_j|$ . In this case, the inversion function  $\Delta_k^{(WBF)}(\mathbf{x})$  gives the measure of invalidness of symbol assignment on  $x_k$ , which is given by the sum of the weighted syndromes.

The inversion functions of MWBF [4] has a similar form of the inversion function of WBF but it contains a term corresponding to a received symbol. The inversion function of MWBF is given by

$$\Delta_k^{(MWBF)}(\mathbf{x}) \triangleq \alpha |y_k| + \sum_{i \in M(k)} \beta_i \prod_{j \in N(i)} x_j, \quad (8)$$

where the parameter  $\alpha$  is a positive real number.

### 3. Gradient descent formulation of BF algorithms

It looks natural to consider that the dynamics of a BF algorithm as a minimization process of a hidden objective function. This observation leads to a gradient descent formulation of BF algorithms.

#### 3.1. Objective function

The maximum likelihood (ML) decoding problem for the binary AWGN channel is equivalent to the problem to find a (bipolar) codeword in  $\tilde{C}$  which gives the largest correlation to a given received word  $\mathbf{y}$ . Namely, the MLD rule can be written as<sup>2</sup>

$$\begin{aligned} \hat{\mathbf{x}} &= \arg \min_{\mathbf{x} \in \tilde{C}} \sum_{i=1}^n (y_i - x_i)^2 \\ &= \arg \max_{\mathbf{x} \in \tilde{C}} \sum_{i=1}^n x_i y_i. \end{aligned} \quad (9)$$

<sup>1</sup> When  $\Delta_k(\mathbf{x})$  is an integer-valued function, we need a tie-break rule to resolve a tie.

<sup>2</sup> This decoding rule is well-known as correlation decoding.

We here define the following objective function:

$$f(\mathbf{x}) \triangleq \sum_{j=1}^n x_j y_j + \sum_{i=1}^m \prod_{j \in N(i)} x_j. \quad (10)$$

The first term of the objective function corresponds to the correlation between a bipolar codeword and the received word, which should be maximized. The second term is the sum of the syndromes of  $\mathbf{x}$ . If and only if  $\mathbf{x} \in \tilde{C}$ , then the second term has its maximum value  $\sum_{i=1}^m \prod_{j \in N(i)} x_j = m$ . Thus, this term can be considered as a *penalty term* which forces  $\mathbf{x}$  to be a valid codeword. Note that this objective function is a non-linear function and it has many local maxima. These local maxima become major source of sub-optimality of GD-BF algorithm presented later.

Based on the objective function  $f(\mathbf{x})$ , we can define the following an approximate version of the MLD rule.

**Definition 1 (Approximate MLD rule)** *The approximate MLD rule for binary-AGWN channel is defined by*

$$\tilde{\mathbf{x}} = \arg \max_{\mathbf{x} \in \{+1, -1\}^n} f(\mathbf{x}). \quad (11)$$

□

The optimization problem defined in (11) is a discrete optimization problem but the underlying continuous optimization problem

$$\max f(\mathbf{x}) \text{ subject to } \mathbf{x} \in \mathcal{R}^n \quad (12)$$

give us a clue for solving the combinatorial optimization problem (11) efficiently.

### 3.2. Gradient descent BF algorithm

For numerical optimization problem for a differentiable function such as (12), the gradient descent method is a natural choice for the first attempt. The partial derivative of  $f(\mathbf{x})$  with respect to the variable  $x_k (k \in [1, n])$  can be immediately derived from the definition of  $f(\mathbf{x})$ :

$$\frac{\partial}{\partial x_k} f(\mathbf{x}) = y_k + \sum_{i \in M(k)} \prod_{j \in N(i) \setminus k} x_j. \quad (13)$$

Let us consider the product of  $x_k$  and the partial derivative of  $x_k$  in  $\mathbf{x}$ , namely

$$x_k \frac{\partial}{\partial x_k} f(\mathbf{x}) = x_k y_k + \sum_{i \in M(k)} \prod_{j \in N(i)} x_j. \quad (14)$$

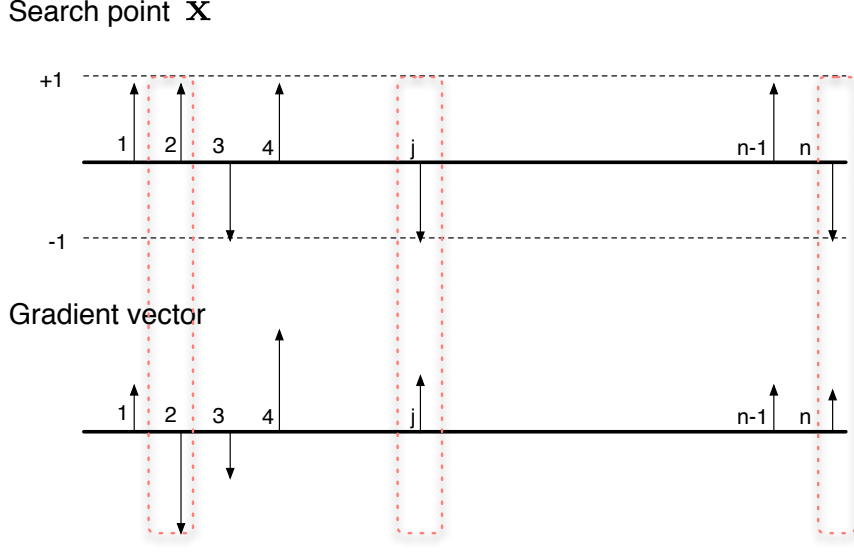
For small real number  $s$ , we have the first order approximation:

$$f(x_1, \dots, x_k + s, \dots, x_n) \simeq f(\mathbf{x}) + s \frac{\partial}{\partial x_k} f(\mathbf{x}). \quad (15)$$

When  $\frac{\partial}{\partial x_k} f(\mathbf{x}) > 0$ , we need to choose  $s > 0$  in order to have

$$f(x_1, \dots, x_k + s, \dots, x_n) > f(\mathbf{x}). \quad (16)$$

On the other hand, if  $\frac{\partial}{\partial x_k} f(\mathbf{x}) < 0$  holds, we should choose  $s < 0$  to obtain the inequality (16). Therefore, if  $x_k \frac{\partial}{\partial x_k} f(\mathbf{x}) < 0$  then flipping the  $k$ th symbol ( $x_k := -x_k$ ) may increase the



**Figure 1.** Gradient and flip position

objective function value<sup>3</sup>. Figure 1 shows an example. The upper figure shows the polarity of  $x_k (k \in [1, n])$  and the lower figure represents the gradient at  $\mathbf{x}$ . In the dotted circles (indexed by 2,  $j$ ,  $n$ ),  $x_k$  and the corresponding partial derivative have different sign. Thus, flipping one of those bits can increase the objective function value.

One reasonable way to find a flipping position is to choose the position where the absolute value of the gradient is largest. This flipping rule is closely related to the steepest descent algorithm based on  $\ell_1$ -norm (also known as *coordinate descent algorithm*) [9]. According to this observation, we have the following rule to choose the flipping position.

**Definition 2 (Inversion function of GD-BF algorithm)** *The single BF algorithm based on the inversion function*

$$\Delta_k^{(GD)}(\mathbf{x}) \triangleq x_k y_k + \sum_{i \in M(k)} \prod_{j \in N(i)} x_j \quad (17)$$

*is called Gradient descent BF (GD-BF) algorithm.* □

Thus, a decoding process of GD-BF algorithm can be seen as a maximization process of the objective function (10) based *bit-flipping* gradient descent method<sup>4</sup>.

It is interesting to see that the combination of the objective function  $\tilde{f}(\mathbf{x})$  defined by

$$\tilde{f}(\mathbf{x}) \triangleq \alpha \sum_{j=1}^n x_j |y_j| + \sum_{i=1}^m \beta_i \prod_{j \in N(i)} x_j \quad (18)$$

and the argument on gradient descent presented above gives the inversion functions of conventional algorithms such as WBF algorithm (7) and MWBF algorithm (8). However, this objective function (18) looks less meaningful compared with the objective function (10). In

<sup>3</sup> There is possibility that the objective function value may decrease because the step size is fixed (such as single flip).

<sup>4</sup> Since the optimization problem considered here is a maximization problem, it should be *gradient ascent algorithm* in a strict sense. However, we will follow more conventional term.

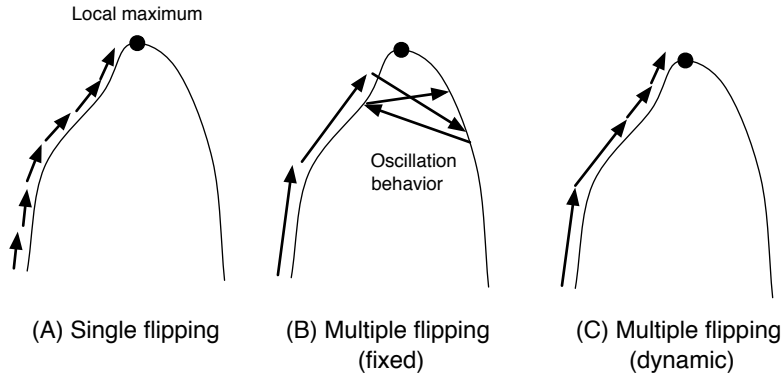
other words, the inversion function  $\Delta_k^{(GD)}(\mathbf{x})$  defined in (17) has more natural interpretation than those of the conventional algorithms:  $\Delta_k^{(WBF)}(\mathbf{x})$  in (7) and  $\Delta_k^{(MWBF)}(\mathbf{x})$  in (8). Actually, the new inversion function  $\Delta_k^{(GD)}(\mathbf{x})$  is not only natural but also *effective* in terms of bit error performance and average number of iterations.

### 3.3. Multi GD-BF algorithm

A decoding process of GD-BF algorithm can be regarded as a maximization process of the objective function (10) in a gradient descent manner. Thus, we can utilize the value of objective value to know the convergence behavior. For example, it is possible to monitor the value of objective function for each iteration. In the first several iterations, the values increases as the number of iteration proceeds. However, the value eventually stops to increase when the search point arrives at the nearest point in  $\{+1, -1\}^n$  to local maximum of the objective function. We can easily detect such a convergence to a local maximum by observing the value of the objective function.

BF algorithms reviewed in the previous section and GD-BF algorithm flips only one bit for each iteration. In terms of the numerical optimization, in these algorithms, a search point moves towards a local maximum with very small step (i.e., 1 bit flip) in order to avoid oscillation around the local maximum (See Fig.2 (A)). However, the small size step leads to slower convergence to a local maximum. In general, compared with min-sum algorithm, BF algorithms (single flip/iteration) requires larger number of iterations to achieve the same bit error probability.

A multi bit flipping algorithm is expected to give faster convergence speed than that of single bit flipping algorithm because of its larger step size. If the search point is close to a local maximum, a fixed large step is not suitable to find the (near) local maximum point; it leads to oscillation behavior of a multi-bit flipping BF algorithm (Fig.2 (B)). We need to adjust the step size dynamically from large step size to small step size in an optimization process (Fig.2 (C)).



(A) converging but slow, (B) not converging but fast, (C) converging and fast

**Figure 2.** Convergence behavior

The objective function is an useful guideline for adjusting the step size (i.e., number of flipping bits). We here propose *multi GD-BF algorithm* which is GD-BF algorithm including the multi-bit flipping idea. In the following, we assume the inversion function  $\Delta_k^{(GD)}(\mathbf{x})$  defined by (17) (the inversion function for GD-BF algorithm).

The flow of multi GD-BF algorithm is almost same as that of GD-BF algorithm previously presented. To distinguish two decoding algorithm clearly, GD-BF algorithm presented in the previous subsection is called single GD-BF algorithm if necessary.

In order to define multi GD-BF algorithm, we need to introduce new parameters  $\theta$  and  $\mu$ . The parameter  $\theta$  is a negative real number, which is called the *inversion threshold*. The binary (0 or 1) variable  $\mu$ , which is called *mode flag*, is set to 0 at the beginning of a decoding process. The Step 3 of the BF algorithm should be replaced with the following multi-bit flipping procedure.

**Step 3 (multi-bit flipping)** Evaluate the value of the objective function and let  $f_1 := f(\mathbf{x})$ .

If  $\mu = 0$  then execute sub-step 3-1, else execute sub-step 3-2.

**3-1 (multi-bit mode)** Flip all the bits satisfying  $\Delta_k^{(GD)} < \theta (k \in [1, n])$ . Evaluate the value of the objective function again and let  $f_2 := f(\mathbf{x})$ . If  $f_1 > f_2$  holds, then let  $\mu = 1$ .

**3-2 (single-bit mode)** Flip a single bit satisfying  $\arg \min_{k \in [1, n]} \Delta_k^{(GD)}$

Usually, at the beginning of a decoding process, objective function value increases as the number of iterations grows in multi-bit mode; namely  $f_1 < f_2$  holds for the first few iterations. When the search point eventually arrives at the point satisfying  $f_1 > f_2$ , the bit flipping mode is changed from multi-bit mode ( $\mu = 0$ ) to single-bit mode ( $\mu = 1$ ). This mode change means adjustment of the step size; it helps a search point to converge to a local maximum when the search point is located close to the local maximum.

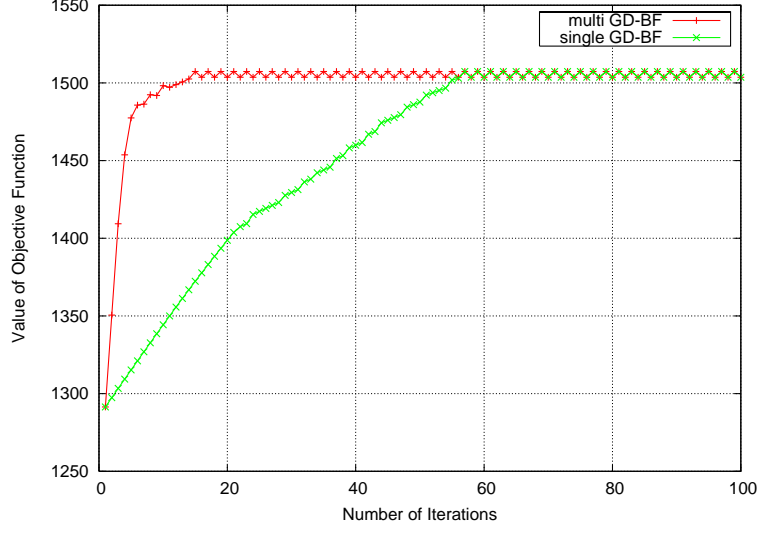
#### 4. Behavior of GD-BF algorithms

In this section, behavior and decoding performance of (single and multi) GF-BF algorithms obtained from computer simulations are presented.

Figure 3 presents objective function values (10) as a function of the number of iterations. in single and multi GD-BF processes. The code used in this experiment is a regular LDPC code with  $n = 1008, m = 504$  (called PEGReg504x1008 in [10]). The column weight of the code is 3. In both cases (single and multi), we tested the same noise instance and both algorithms outputs correct codeword (i.e., successful decoding).

In the case of single GD-BF-algorithm, objective function value gradually increases as the number of iterations grows in first 50–60 iterations. After the slope, the increment of the objective function value eventually stops and a flat part which corresponds to a local maximum appears. In the flat part of the curves, oscillation behavior of the objective function value can be seen. Due to the constraint such that a search point  $\mathbf{x}$  must lie in  $\{+1, -1\}$ , a GD-BF process cannot find a true local maximum point (the point where the gradient of the objective function become zero vector) of the objective function. Thus, a search point moves around the local maximum point; this move causes the oscillation behavior observed in a single GD-BF process. The curve corresponding to multi GD-BF algorithm shows much faster convergence compared with single GD-BF algorithm. It takes only 15 iterations for the search point to come very close to the local maximum point.

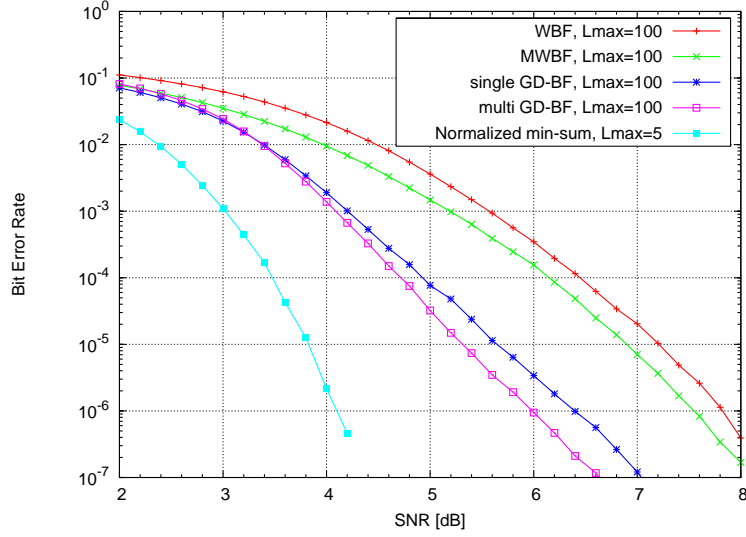
Figure 4 presents the bit error curves of single and multi GD-BF algorithms ( $L_{max} = 100, \theta = -0.6$ ). As references, the curves for WBF algorithm ( $L_{max} = 100$ ), MWBF algorithms ( $L_{max} = 100, \alpha = 0.2$ ), and normalized min-sum algorithm ( $L_{max} = 5$ , scale factor 0.8) are included as well. The parameter  $L_{max}$  denotes the maximum number of iterations for each algorithms. The code used in the simulation is, again, PEGReg504x1008 ( $n = 1008, m = 504$ ). We can see that GD-BF algorithms performs much better than WBF and MWBF algorithms. For example, at  $\text{BER} = 10^{-6}$ , multi GD-BF algorithm offers approximately 1.6 dB gain compared with MWBF algorithm. Compared with single GD-BF algorithm, multi GD-BF algorithm shows steeper slope in its error curve. Unfortunately, there is still large performance gap between the error curves of normalized min-sum algorithm and the proposed algorithm. GD-BF algorithm fails to decode when a search point is attracted to an undesirable local maximum of the objective function. This large performance gap suggests the existence of some local maxima relatively close to a bipolar codeword which degrades the BER performance. It is an important



$n = 1008, m = 504$ , regular (PEGReg504x1008[10]), SNR=4dB

**Figure 3.** Objective function values in GD-BF processes as a function of number of iterations

open problem to know whether this gap can be narrower or not using an improved version of GD-BF algorithm.



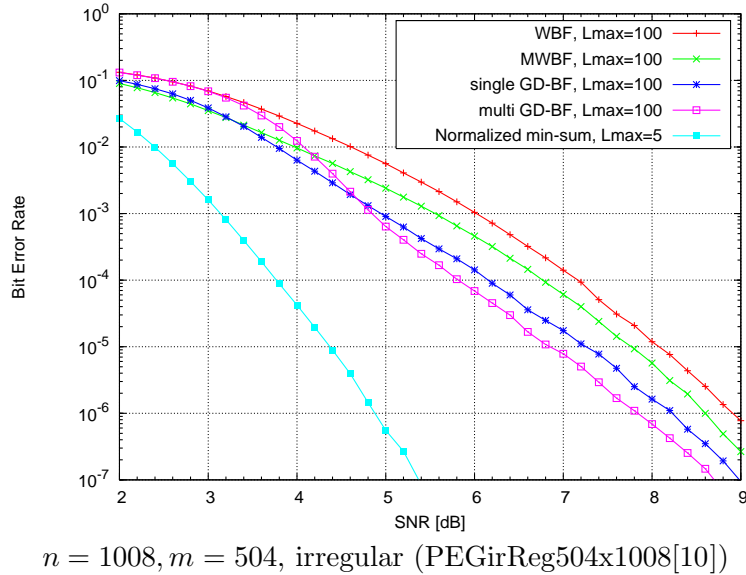
$n = 1008, m = 504$ , regular (PEGReg504x1008[10])

**Figure 4.** Bit error rate of GD-BF algorithms : regular LDPC code

Figure 5 shows error curves for an irregular LDPC code. The code used in the simulation is an irregular code (called PEGirReg504x1008 in [10]) constructed based on PEG construction. The same decoding algorithms (with same parameter) appeared in Fig.4 have been tested. As well as the regular case, the error curves of GD-BF algorithms come below those of WBF and MWBF algorithms. However, the improvement is relatively small compared with the regular case. This observation may imply that the advantage of GD-BF algorithm in BER depends on



type of the code.



**Figure 5.** Bit error rate of GD-BF algorithms : irregular LDPC code

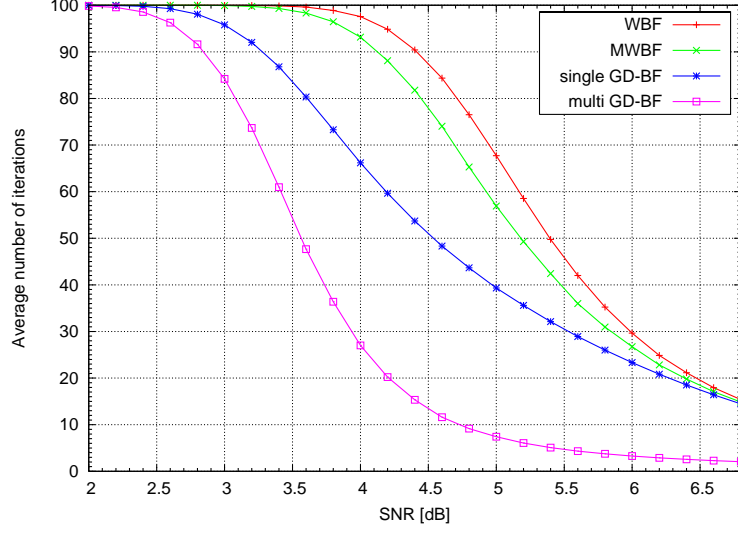
In order to evaluate convergence speed of BF algorithms, average number of iterations is an appropriate measure. Figure 6 presents average number of iterations (as a function of SNR) of GD-BF algorithms (single and multi), WBF, MWBF algorithms. The code is the regular code PEGReg504x1008 ( $n = 1008, m = 504$ ). Firstly, it can be pointed out that multi GD-BF algorithm certainly have fast convergence property; large gaps between the curve of multi GD-BF algorithm and other curves can be observed. This result suggests that BER performance of multi GD-BF algorithm overwhelms those of other algorithms if  $L_{max}$  is limited to a small number such as 10.

## 5. Conclusion

In this paper, GD-BF algorithms are newly introduced. The decoding performance of the proposed algorithms surpasses those of WBF and MWBF algorithms at least in the case of PEGReg504x1008 and PEGirReg504x1008<sup>5</sup>. Of course, there are many improved versions of BF algorithms and we have not tested all of such algorithms. Furthermore, in general, the performance of BF algorithms depends strongly on the choice of parity check matrix. Thus, it is difficult to assert absolute superiority in decoding performance of GD-BF algorithms over the conventional BF algorithms.

However, we can point out a distinct advantage of GD-BF algorithms over the conventional BF algorithms. That is its formulation. GD-BF algorithms are naturally derived from a simple objective function. A decoding process of the GD-BF algorithms can be regarded as a maximization process of the object function using bit-flipping gradient descent method. This property is fully utilized to design multi bit flipping GD-BF algorithm, which offers both very fast (maybe fastest among known BF algorithms) convergence and good BER performance. The gradient descent formulation should be useful to design a BF algorithm for a non-AWGN channel such as channels with memory. Furthermore, a view point from optimization may bring us a new way to theoretical performance analysis on BF algorithms.

<sup>5</sup> We tested other codes and obtained affirmative results.



$n = 1008, m = 504$ , regular (PEGReg504x1008[10]),  $L_{max} = 100$

**Figure 6.** Average number of iterations

#### Acknowledgement

This work was partly supported by the Ministry of Education, Science, Sports and Culture, Japan, Grant-in-Aid for Scientific Research on Priority Areas (Deepening and Expansion of Statistical Informatics) 180790091 and a research grant from SRC (Storage Research Consortium).

- [1] R.G.Gallager, "Low-Density Parity-Check Codes", in Research Monograph series. Cambridge, MIT Press, 1963.
- [2] D.J.C.Mackay, "Good error-correcting codes based on very sparse matrices," *IEEE Trans. Inform. Theory*, vol.45, pp.399–431, 1999.
- [3] Y.Kou, S.Lin, and M.P.C Fossorier, "Low-density parity-check codes based on finite geometries: a rediscovery and new results," *IEEE Trans. Inform. Theory*, pp.2711–2736, vol.47, Nov. 2001.
- [4] J.Zhang, and M.P.C.Fossorier, "A modified weighted bit-flipping decoding of low-density parity-check codes," *IEEE Communications Letters*, pp.165–167, vol.8, Mar. 2004.
- [5] M.Jiang, C.Zhao, Z.Shi, and Y.Chen, "An improvement on the modified weighted bit flipping decoding algorithm for LDPC codes," *IEEE Communications Letters*, vol.9, no.9, pp.814–816, 2005.
- [6] F. Guo, and H. Henzo, "Reliability ratio based weighted bit-flipping decoding for low-density parity-check codes," *IEEE Electronics Letters*, vol.40, no.21, pp.1356–1358, 2004.
- [7] C-H. Lee, and W. Wolf, "Implementation-efficient reliability ratio based weighted bit-flipping decoding for LDPC codes," *IEEE Electronics Letters*, vol.41, no.13, pp.755–757, 2005.
- [8] A. Nough and A. H Banihashemi, "Bootstrap decoding of low-density parity check matrix," *IEEE Communications Letters*, vol.6, no.9, pp.391–393, 2002.
- [9] S.Boyd and L. Vandenberghe, "Convex optimization," Cambridge University Press, 2004.
- [10] D. J. C. MacKay "Encyclopedia of sparse graph codes,"  
online: <http://www.inference.phy.cam.ac.uk/mackay/codes/data.html>