

A “Domain Wall” Scenario for the AdS/QCD

E.Shuryak

Department of Physics and Astronomy, Stony Brook University, Stony Brook NY 11794-3800, USA
(Dated: October 8, 2021)

We propose a scenario for bottom-up gravity dual picture of QCD-like theories, which consists of two near-AdS₅ domains separated by the “domain wall” at which the effective coupling relatively rapidly switches from small perturbative value at its UV side to strong at its IR side. The proposed mechanism for this jump is related to instantons, which are located at/near this wall. We further argue that in the limit of large number of colors $N_c \rightarrow \infty$ the “domain wall” is becoming a singularity. The instanton liquid model is reformulated in AdS₅ language, where instantons became point-like quark vertices on the domain wall. Among applications one may consider lowest mesons as collective vibrations of this “wall”. We suggest that the “wall” can be observed in a strong-to-weak transitions of various QCD processes and provide estimate for jump magnitude for various exclusive processes.

PACS numbers:

I. INTRODUCTION

A. The bottom-up approach to gravity dual

Discovery of the AdS/CFT correspondence [1] between $\mathcal{N}=4$ SYM in 4 dimensions and string theory in AdS₅*S₅ geometry had finally fulfilled the long-standing promise of exact gauge-string correspondence. However, $\mathcal{N}=4$ SYM theory is very far from QCD: it is non-confining and conformal.

Furthermore, the simplest and most useful form of the correspondence takes place in the large number of colors $N_c \rightarrow \infty$ limit, in which t’Hooft gauge coupling $\lambda = g^2 N_c$ is large. One set of applications of AdS/CFT is thus in the finite-temperature domain, related to recent discovery that Quark-Gluon Plasma at RHIC is a near-perfect liquid [2] and thus strongly coupled (and thus now known as sQGP). In this case, both confinement and running coupling are of secondary importance, and the AdS/CFT results are in reasonable agreement with phenomenology, see e.g. recent review[3].

One way to use those fascinating tools is to look for a correspondence including theories with running coupling, e.g. cascading theories [5]. Another – known as top-down approach – is to invent a brane construction in which effective QCD-like theory appears as an effective theory: the best known example of such approach is Sakai-Sugimoto model [6].

This paper however is not about sQGP or top-down models but about an alternative approach – known now as bottom-up or AdS/QCD – building a model based on known features of the QCD vacuum and hadronic physics, which is however formulated in a holographic (gravity-dual) language.

It is quite clear from the onset that QCD is very different from $\mathcal{N}=4$ SYM. In particular, a strongly coupled regime may only possibly hold in some range of scales, limited both from IR and UV.

Modifications in IR (small r or large z) are needed to include the effect of confinement in QCD. The first

crude way to do so was introduced by Polchinski and Strassler who introduced the so called “hard wall”, simply cutting off the AdS₅ space above some z . The modes propagating in the bulk get thus quantized, which generates a hadronic spectrum with Regge behavior [37], not bad for a first-order model.

(However QCD practitioners doing lattice/semiclassical models would comment that Regge trajectories are not the most difficult part of QCD spectroscopy. They know all too well that for example changing quark mass between say $m_q \sim m_s \sim 100 MeV$ and $m_u, m_d \sim few MeV$ one gets nontrivial changes in some observables like nucleon structure functions or magnetic moment. It means the z extension into IR should be at least about 10 fm or so: we will discuss the reason in section ID.)

Further improvements of Regge phenomenology motivated Karch et al [7] (below KKSS) to introduce the so called “soft wall” with a dilaton field quadratic in z . Independent argument for quadratic wall was given in my paper [9] to which we return below.

This soft wall was interpreted differently by Andreev and Zakharov [10], as a pure geometrical factor in metric modified from pure AdS by the factor $\sim exp(Cz^2)$ (with some adjustable constant C) in IR. Although the applications discussed in their works are all interesting, it is hard to agree with this interpretation. If the IR wall be pure geometrical, it will act in the same way for electric and magnetic strings and thus provide confinement to both. As discussed in “improved AdS/QCD” by Gursoy, Kiritsis and Nitti (GKN) [11, 12], the dilaton field naturally has different coupling to electric and magnetic (D1) strings, which allows only the former to be confined and the latter screened, as needed.

Modifications in UV are also necessary since there QCD is weakly coupled. It is especially clear in the instanton context in which the weak coupling goes onto the exponent: thus a dilaton potential related to beta function (asymptotic freedom) was already discussed in [9].

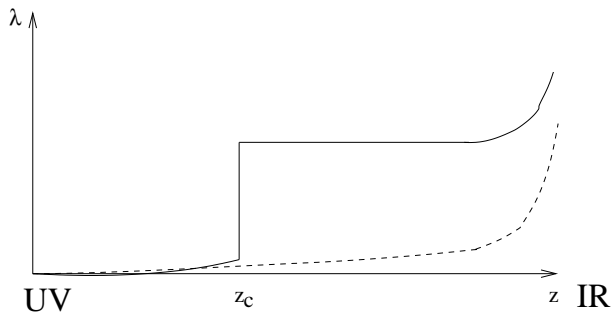


FIG. 1: Schematic dependence of the t'Hooft coupling λ on the holographic 5-th coordinate z .

GKN [11, 12] have proposed a systematic approach toward building a gravity dual model to QCD, including the metric, dilaton and axion in the common Lagrangian. Solution of the resulting equations of motion are classified according to different dependence of these bulk fields on the 5-th holographic z coordinate. A new issue raised by GKN (to be discussed in section III C) is z -dependent axion field.

Dilaton behavior in between, at finite z is the subject of this paper. This was not yet addressed in literature – e.g. GKN simply suggested some smooth interpolation between them (see the dashed line in Fig.1). The main point of this paper is that one should not expect smooth behavior in the QCD coupling but rather a rapid growth from weak to strong coupling, near some particular scale z_c , as shown by the solid line in Fig.1. We thus suggest that a realistic model for AdS/QCD should include two “domains”, the UV and IR ones, separated by a “domain wall”. We further argue that while the wall is rather narrow already at real QCD with $N_c = 3$, in the large- N_c limit it should become infinitely sharp.

A separate feature shown in Fig.1 is that there seem to be a rather constant value of the coupling at the IR side of the wall. It is based only on phenomenology (see section IV A) and has still unknown origin.

B. Old phenomenology issues: the “chiral scale” versus Λ_{QCD}

Let me start by reminding some 30-year-old puzzles as a prelude to issues to be discussed. The essentials of chiral dynamics – chiral symmetry breaking by the quark-antiquark condensate, Goldstone pions and their effective Lagrangian – all predated QCD and were developed in 1960's. Nambu-Iona-Lasinio model of 1961 was the first model which introduced the “chiral scale”

$$\Lambda_\chi = 4\pi f_\pi \approx 1.2 \text{ GeV} \quad (1)$$

as a boundary beyond which (at $Q > \Lambda_\chi$) the hypothetical 4-fermion interaction no longer exists.

With the advent of QCD and early observation of scaling violation effects induced by the running coupling, we

learned that $\Lambda_{QCD} \sim 1 \text{ fm}^{-1} \sim 200 \text{ MeV}$. (Precise definition depends on subtraction scheme, but basically it is the place of the Landau pole where the QCD coupling blows up if one would extrapolate the one-loop pQCD running to IR.)

That lead to a puzzle: *why don't these two scales match?* Furthermore, at $Q \sim \Lambda_\chi$ the perturbative coupling is still too small $\alpha_s \sim 1/3$ to reproduce the strength of the NJL-type 4-fermion interaction needed to achieve chiral symmetry breaking. Thus, already in 1970's it was clear that some important physics at the scale $Q \sim \Lambda_\chi$ was missing.

The QCD sum rules [13] have shown that nonperturbative splittings of the correlators for some channels (such as vector and axial ones) can be described by the operator product expansion (OPE). However, even much stronger non-perturbative effects are needed for all spin zero channels [14]. The largest are in gluonic spin zero channels, where the perturbative boundary scale is located as high as $Q^2 > \Lambda_{glue}^2 \sim 20 \text{ GeV}^2$.

C. QCD Instantons

These puzzles were resolved by realization that small-size $\rho \sim 1/3 \text{ fm}$ instantons are very abundant in the QCD vacuum. In spite of small perturbative coupling making the semiclassical exponent quite small

$$\exp(-8\pi^2/g^2(\rho)) \sim \exp[-10] \quad (2)$$

large preexponent and attractive interactions increase it substantially, leading to actual instanton diluteness parameter

$$n_{I+A}\bar{\rho}^4 \sim 10^{-2} \quad (3)$$

(here $n_{I+A}, \bar{\rho}$ are the instanton (plus antiinstanton) density and mean radius, respectively).

Eventually, the so called Interacting Instanton Liquid Model (IILM) was developed, which included 't Hooft multi-fermion interaction to all orders, which provided quantitative deception of instanton effects including chiral symmetry breaking and various correlation function, for review see [15]. For the purpose of this paper we will not need to discuss its phenomenological consequences.

Let us focus instead on one issue, the distribution over the instanton size ρ . While asymptotic freedom at strongly suppresses instantons in UV (small ρ), there is no commonly accepted explanation of the suppression which is observed in IR: see e.g. lattice data shown in Fig.2. I suggested [16] that it is due to dual Higgs appearing in “dual superconductor” picture of confinement. As can be seen from the lower figure, both the quadratic dependence on ρ and the coefficient in the result I got

$$\frac{dN}{d\rho} / \frac{dN}{d\rho} \Big|_{\text{semiclassical}} = \exp(-2\pi\sigma\rho^2) \quad (4)$$

(with σ being the QCD string tension) agree well with lattice data.

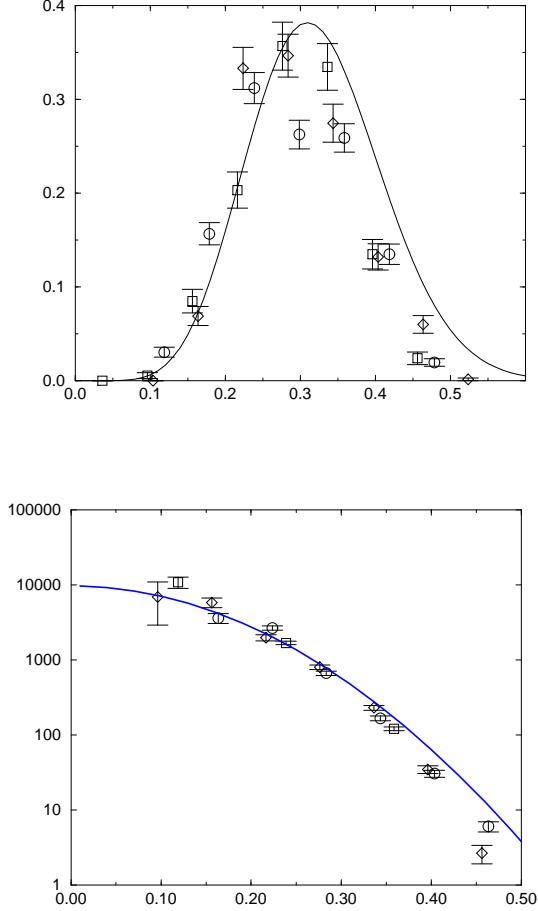


FIG. 2: (a) The instanton density dn/dpd^4x , $[\text{fm}^{-5}]$ versus its size ρ [fm]. (b) The combination $\rho^{-6}dn/dpd^4z$, in which the main one-loop UV behavior drops out for $N = 3, N_f = 0$, thus presumably giving only the IR part of the potential we discuss. The points are from the lattice study [17], for pure gauge theory, with $\beta=5.85$ (diamonds), 6.0 (squares) and 6.1 (circles). (Their comparison should demonstrate that results are rather lattice-independent.) The line corresponds to the expression $\sim \exp(-2\pi\sigma\rho^2)$, see text.

The main point we want to make by this point is that the instantons are rather well localized in ρ in the $N_c = 3$ case. For larger number of colors $N_c \rightarrow \infty$ this tendency is further enhanced, as seen from Fig.3 which compares ILM calculation by T.Schafer [18] and lattice from M.Teper [19].

Since small size part is suppressed exponentially in N_c , $\exp(-8\pi^2/g^2) \sim (r\Lambda_{QCD})^{(11/3)N_c}$, the left side of these peaks are getting more and more steep at larger N_c . There is clearly strong suppression from the right (IR) side as well, but its nature and N_c dependence remains unclear. The “dual superconductor” strength per color and thus the string tension remain finite at large N_c , and eqn (4) predicts fixed suppression on the side. The

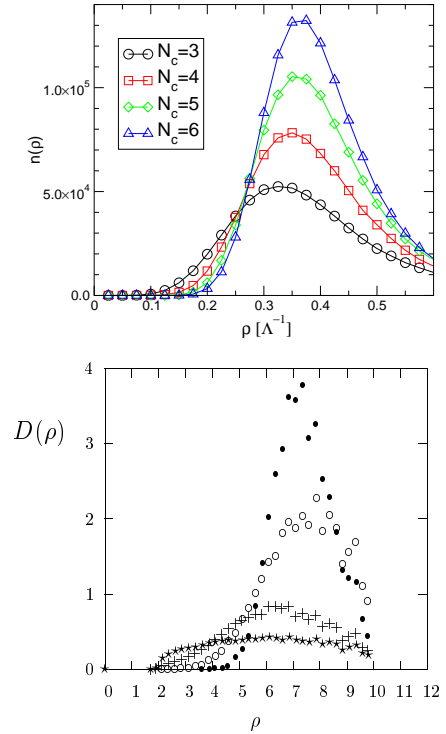


FIG. 3: The figure on the left shows the instanton size distribution obtained from numerical simulations of the instanton ensemble in pure gauge QCD for different numbers of colors [18]. The figure on the right shows lattice results reported by Teper [19]. The $\star + \bullet$ symbols correspond to $N_c = 2, 3, 4, 5$.

Instanton liquid calculation in upper figure do not have a dual superconductor VEV but mutual repulsion of instantons, which work similarly: this a “triangular” shape of the curves at large N_c . What is the shape of the lattice data (lower curve) is hard to tell: pragmatically it looks like a delta-function.

D. Instantons in $\mathcal{N} = 4$ theory and AdS/CFT

Instantons in weakly coupled $\mathcal{N} = 4$ theory were extensively studied by Dorey, Hollowood, Khoze and Mattis, see review [20]. The absence of running coupling decouples the tunneling amplitude from the size dependence. They have shown that in this theory instantons naturally live in $AdS_5 \times S^5$ space. The size ρ is simply identified with the 5-th coordinate z , and the size distribution is given simply by $dN/d\rho \sim d\rho/\rho^5$ which is nothing but invariant volume element given by the AdS_5 metric.

This fits perfectly into string language in which instantons are point-like objects in 5d known as D_{-1} branes. They freely float in the bulk, filling it homogeneously like dust filling a room. Furthermore, on a quantum level one gets perfect fits as well. Instanton image at the brane, readily calculated from the dilaton/axion bulk-to-brane propagators, gives precisely the correct image

$G_{\mu\nu}^2(x) \sim \rho^4/(x^2 + \rho^2)^4$. A point object cannot be coupled to graviton: and thus there is no image stress tensor and indeed instantons on the brane have $T_{\mu\nu} = 0$.

Furthermore, the remaining 8 supersymmetries rotating the instanton solution nicely relate fermionic zero modes to bosonic ones. The remaining S_5 space also nicely come out of mesonic variables associated with fermionic zero modes.

E. The coupling constant, from lattice and phenomenology

Can we simply follow the coupling and see the jump discussed above?

The usual plots one finds in particle data book follow the coupling down to $Q = 2 \text{ GeV}$, where $\alpha_s(Q) \approx 1/3$. Extrapolation of these curves to $Q = 1 \text{ GeV}$ can perhaps be trusted: it gives there $\alpha_s(Q = 1) \approx 1/2$. What is beyond this scale remains unclear and obviously depends on the definition used.

Lattice practitioners also use different definitions, but at least they are not limited by scales and can do any Green functions or vertex functions they like. One example, taken from [21], is shown in Fig.4. It follows the gluon-ghost-ghost vertex function in Landau gauge, for 2-flavor QCD. The curves are different extrapolations based on pQCD. One can see that lattice data (points) rather rapidly depart from it already at $q \sim 2 \text{ GeV}$ upward. Quite remarkable feature of these results is that the coupling stays flat in some “conformal window” $q = .3 - 1 \text{ GeV}$, even with some possible indications to the existence of an IR cutoff, by one (leftmost) data point. One may also note that the coupling is rather large indeed, especially if translated into the t’Hooft coupling units

$$\lambda_{q < 1 \text{ GeV}} = g^2 N_c \approx 80 \quad (5)$$

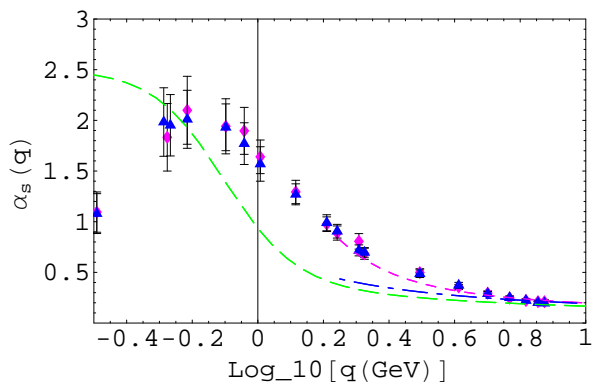


FIG. 4: The running coupling constant from the 2-flavor unquenched data of MILC_c collaboration, with lattice spacing $a = 0.12 \text{ fm}$, $\beta_{imp} = 6.76$ (triangles) and 6.83 (diamonds).

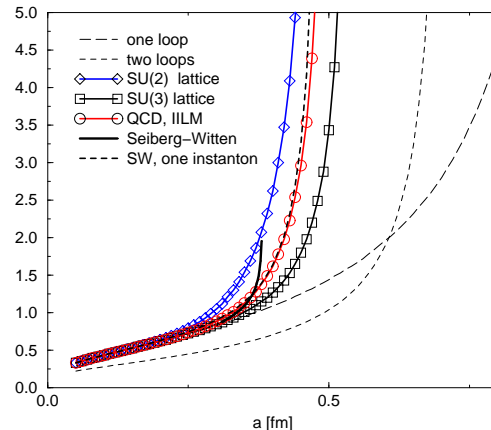


FIG. 5: The effective charge $b g_{eff}^2(\mu)/8\pi^2$ (b is the coefficient of the one-loop beta function) versus normalization scale μ (in units of its value at which the one-loop charge blows up). The thick solid line correspond to exact Seiberg-Witten solution for the $\mathcal{N} = 2$ SYM, the thick dashed line shows the one-instanton correction. Lines with symbols (as indicated on figure) stand for $\mathcal{N} = 0$ QCD-like theories, SU(2) and SU(3) pure gauge ones and QCD itself. Thin long-dashed and short-dashed lines are one and two-loop results.

II. THE “DOMAIN WALL” AND INSTANTONS

A. Instanton-induced corrections to coupling, in QCD and SUSY theories

After this extended introduction, let us discuss in what sense those results can be incorporated into the AdS/QCD framework.

We would also like to keep metric to be that of pure AdS_5 and identify instanton size with z . Of course the distribution over this variable should now be completely different: it is no longer dust filling space homogeneously but rather narrow distributions shown in Figures above. This modification should be caused running coupling, or in other language, by a z -dependent dilaton potential. In IR it should be quadratic, following tradition of KKSS, and in UV it will follow the perturbative beta function. In the large N_c limit the former would have a smooth limit, the second gets infinitely sharp.

Thus we come to the central concept of this note, that of the “domain wall”, a relatively thin layer at certain critical value z_c , is the place where instantons are located. If one does not hurry into the large N_c limit too early, and think of finite N_c first, it will allow us to use the instanton language, at least at the UV side of the wall. So far we treated instantons as some point probes of the dilaton potential, while the question we would address now is: *What is the back reaction of instantons on the dilaton field?*

Since dilaton z -dependence is just a running effective

tive coupling, this is in fact a very old question of the instanton contribution to effective coupling. Already Callan, Dashen and Gross 30 years ago derived its first order in instanton density, and attempted to resum its nonlinearly. A decade ago the issue was looked at by Randall, Rattazzi and myself [22], from which we borrowed Fig.5.

The external field is supposed to be normalized at some normalization scale μ , and following Callan-Dashen-Gross idea we included all instantons with size $\rho < 1/\mu$. The effective charge is then defined as:

$$\frac{8\pi^2}{g_{eff}^2(\mu)} = b \ln\left(\frac{\mu}{\Lambda_{pert}}\right) - \frac{4\pi^2}{(N_c^2 - 1)} \int_0^{1/\mu} dn(\rho) \rho^4 \left(\frac{8\pi^2}{g_{eff}^2(\rho)}\right)^2$$

where $b = 11N_c/3 - 2N_f/3$ is the usual one-loop coefficient of the beta function, and $dn(\rho)$ is the distribution of instantons (and anti-instantons) over size.

In it we compare QCD results (based on size distribution from the lattice already discussed) to both first order instanton correction and the exact results, for the $\mathcal{N}=2$ (Seiberg-Witten) theory. This is seen from the exact result for the effective coupling

$$\frac{8\pi}{g^2(u)} = \frac{K(\sqrt{1-k^2})}{K(k)} \quad (6)$$

where K is the elliptic function and its argument has

$$k^2 = \frac{(u - \sqrt{u^2 - 4\Lambda^4})}{(u + \sqrt{u^2 - 4\Lambda^4})} \quad (7)$$

being the function of the gauge invariant vacuum expectation value of the squared scalar field

$$u = \frac{1}{2} \langle \phi^2 \rangle = \frac{a^2}{2} + \frac{\Lambda^4}{a^2} + \dots \quad (8)$$

where a is just its VEV. For large a there is a weak coupling expansion which includes instanton effects

$$\frac{8\pi}{g^2(u)} = \frac{2}{\pi} \left(\log\left(\frac{2a^2}{\Lambda^2}\right) - \frac{3\Lambda^4}{a^4} + \dots \right) \quad (9)$$

The behavior is shown in Fig.(5), where we have included both a curve which shows the full coupling (thick solid line), as well as a curve which illustrates only the one-instanton correction (thick dashed one). Because we will want to compare the running of the coupling in different theories, we have plotted $bg^2/8\pi^2$ ($b=4$ in this case is the one-loop coefficient of the beta function) and measure all quantities in units of Λ , so that the one-loop charge blows out at 1. Note the very rapid change of the coupling induced by instantons. It is also of interest that the full multi-instanton sum makes the rise in the coupling even more radical than with only the one-instanton correction incorporated.

One more argument in favor of rapid instanton-driven transition comes from analytic results on the $\mathcal{N}=4$ theory on a different 4-dim manifold called K_3 by Witten

and Vafa [23], who were able to sum up all instanton contributions. Their results show that there is a rapid transition from a “dilute” to “dense” instanton phase, at the critical coupling $g^2/4\pi = 1$. Furthermore, it becomes a true phase transition at large N_c [24]. This fact further suggests that the phenomenon is generic, presumably taking place for all gauge theories, supersymmetric or not.

B. Instanton ensemble in the AdS_5

We start this section by translating the instanton liquid model into the new language, and then discuss its possible extensions. The basic difference is this: in the 4-d gauge theory instantons are extended objects, while in the gravity dual AdS_5 version they are point-like objects in the bulk, with the 5-d positions ($x_\mu, z = \rho$). (It is somewhat analogous to a real function (e.g. cross section) approximated by a sum of Breit-Wigner peaks, described instead by a set of point singularities – the poles – in the complex plane.)

The partition function of ILM can be written as

$$Z = \frac{1}{N_+!N_-!} \prod_i^{N_++N_-} C(N_c)^{N_++N_-} \int \frac{d\Omega_i d^4x_i dz_i}{z_i^5} \exp\left[-S_{eff}(z_i) - S_{int}^{glue} - S_{weak}^f - S_{strong}^f\right] \quad (10)$$

where we have identified summation over instantons and antiinstantons with proper integration over collective coordinates mentioned and orientations in color space Ω_i .

The action includes single-body effective action $S_{eff}(z_i)$ which includes classical $8\pi^2/g^2$ and quantum corrections, all depending on z because of running coupling (in UV) and confinement (in IR). The interaction we split into three parts, the gluonic one and two fermionic parts, which we explain subsequently. The bosonic action S_{int}^{glue} for a pair of two instantons (or antiinstantons) is the log of the moduli space metric (the overlaps of bosonic zero modes). For instanton-antiinstanton pair there are no relative zero modes and interaction is determined from the so called “streamline” equation: the details can be found in a review [?]. The only important point is that collective coordinates appear in two combinations

$$\cos(\theta_{IA}) = (1/N) Tr[\Omega_I \Omega_A^+ (\hat{R}_\mu \tau_\mu)], \quad d_{IA}^2 = \frac{(x_I - x_A)^2}{z_I z_A} \quad (11)$$

The former is called the relative orientation factor, the orientation matrices Ω live in $SU(N)$ while the τ_μ is the usual 4-vector constructed from Pauli matrices: it is nonzero only in the 2*2 corner of the $N * N$ color space. The \hat{R} is the unit vector in the direction of 4d inter-particle distance $x_I - x_A$. The second combination of position and sizes appears due to conformal invariance of the classical YM theory.

The most complicated (nonlocal) part of the effective action is due to fermionic exchanges, originated from the determinants of the Dirac operator

$$\exp \left[-S_{weak}^f - S_{strong}^f \right] = \Pi_f \det(\bar{\rho}(i\mathcal{D} + im_f)) \quad (12)$$

In the spirit of two-domain description, we have split it into two parts, which keep track of two different regimes. Their pictorial explanation in Fig.6 is also for clarity split into two parts.

The crucial part of this determinant includes a subspace spanned by the fermionic zero modes: thus instantons can be viewed as effective point-like vertices with $2N_f$ legs, known as 't Hooft vertex.

In the *weakly coupled domain* quarks propagate independently and the picture corresponds to Fig.6 (left). One can approximate quark propagation between instantons by free fermion propagators and right the corresponding part of the Dirac operator as

$$\exp(-S_{weak}^f) = P i_f \det \begin{pmatrix} im_f & T_{IA} \\ T_{AI} & im_f \end{pmatrix}. \quad (13)$$

with T_{IA} defined by

$$T_{IA} = \int d^4x \psi_{0,I}^\dagger(x - x_I) i\mathcal{D} \psi_{0,A}(x - x_A), \quad (14)$$

where $\psi_{0,I}$ is the fermionic zero mode. The terms proportional to quark masses would be mentioned only in section ??: they have a similar overlap matrix element but without \mathcal{D} and for zero modes of II or AA types. Note that each matrix element has the meaning of a ‘‘hopping amplitude’’ of a quark from one pseudoparticle to another. Furthermore, the determinant of the matrix (13) is also equal to a sum of all closed loop diagrams, and thus ILM sums all orders in 't Hooft effective $2N_f$ -fermion effective interaction. The matrix element can be written as a function of the same two variables (11) as the gauge action

$$\bar{\rho} T_{IA} = \cos(\theta_{IA}) f(d_{IA}) \quad f \approx \frac{4d_{IA}}{(2 + d_{IA}^2)^2}. \quad (15)$$

where the expression is an approximate simple parameterization of a more complicated exact result.

In the strongly coupled domain quarks propagate in form of (colorless) mesons, with picture shown in Fig.6 (right). The 'tHooft vertex can be rewritten in the Nambu-Jona-Lasinio form, which for two massless flavors is [15]

$$S_{strong}^f \sim \left(\frac{2N_c - 1}{2N_c} \right) [(\psi^+ \tau_a^- \psi)^2 + (\psi^+ \gamma_5 \tau_a^- \psi)^2] + \left(\frac{1}{N_c} \right) (\psi^+ \sigma_{\mu\nu} \tau_a^- \psi)^2 \quad (16)$$

where 4-d flavor matrix $\tau_a^- = (\tau_1, \tau_2, \tau_3, -i)$, including e.g. in the pseudoscalar term both the pion term and

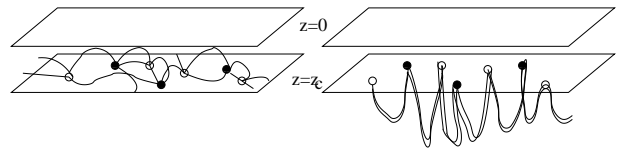


FIG. 6: Schematic structure of the ‘‘instanton wall’’: black and open points indicate point-like instantons and anti-instantons. The left and right pictures show interaction between them, in weakly and strongly coupled domains. We assume two massless quark flavors, so the lines on the left – 4 per instanton – are exchanged zero mode quarks. Double lines in the right figure are mesons.

– with the opposite sign due to $U(1)_A$ breaking – the η . It only includes gamma matrices $1, \gamma_5, \sigma_{\mu\nu}$ which correspond to chirality flip: thus no vector/axial mesons. Ignoring subleading in N_c last term one may use only 4 spin-zero mesons, π, η, a_0, f_0 .

This bosonized 'tHooft vertex is now quadratic for two flavors: thus the structure of lines in Fig.6 (right). The fact that this form should be used *only below the domain wall* $z > z_m$ corresponds to the old UV cutoff of the NJL model at Λ_χ . The reason we show mesonic lines propagating rather deep into large- z IR region is based on the structure of the scalar propagator in the AdS_5 between two points with the same z

$$D \sim \frac{z^4}{(z^2 + x^2)^4} \quad (17)$$

which decreases with the 4-d distance x much stronger than with the 5-th coordinate z . That is presumably the reason for the fact (mentioned in the introduction) that one cannot cut off z till say 10 fm or so, without some observable consequences for QCD observables.

Summarizing this section: one can naturally rewrite instanton ensemble in the AdS_5 language. The classical measure $d^5x/z^{-5} = d^5x\sqrt{-g}$ is the right invariant measure in AdS_5 . The variable d_{IA} on which all the functions involved depend can be interpreted as the invariant distance between 2 points in the AdS_5 metric. So one can view all complicated interactions of the point-like bulk objects in AdS_5 , *without* referring back to the boundary.

III. APPLICATIONS

A. Mesons as vibrations of the wall

Top-down approaches introduce ‘‘matter branes’’ on which quarks live, starting with D_7 branes by Karch and E. Katz[4] and also D_8 branes of the Sakai-Sugimoto model[6]. In the latter the right and left parts of massless quarks on two separate sets of N_f branes, but chiral symmetry breaking unite them into a single one, with some ‘‘connecting part’’ related right and left-handed components together.

The proposed “domain wall” can be viewed as a dynamically formed structure playing the same role as the “connecting part” of the brane. Indeed, it is the “zero mode zone” quarks shown in Fig6 which are responsible for the chiral condensate. Furthermore, as experience with instanton liquid calculations show, it is those “zero mode zone” quarks which dominantly contribute to the lowest hadrons, from pseudoscalar and vector mesons to even the nucleon. Lattice studies such as [25, 26] also confirmed that keeping only Dirac eigenstates with the lowest eigenvalues (and made of instanton zero modes) in the propagators is sufficient to reproduce hadronic correlation functions at large distances associated with those hadrons.

If so, one can use the approach of brane constructions just mentioned, identifying collective vibrations of the “domain wall” with the lowest pseudoscalar and vector mesons. The wall displacements are described by a vector field A_μ with its 5-th component being a scalar. fields are

The effective action for mesons in brane constructions follow from the so called DBI action, which is some tension times the invariant area of the brane calculated in a background metric. The “domain wall” can also vibrate and generate mesons, and the corresponding effective action can include the area term as well, However it also should depend on the dilaton potential (which provides the minimum responsible for its fixed position z_c

$$S_{eff} \sim \int d^4x d\tau e^{-V_{wall}(z-A_z(x,\tau))} \sqrt{-det(g_{wall})} \quad (18)$$

The fact that “domain wall” is not a brane but has a finite width at finite N_c , and even in the infinite N_c it is not a continuous object but just a 4d cloud of correlated point objects is not a problem: low lying oscillations with large wavelength are just *collective vibrations of a wall as a whole*. (AdS/QCD should not have true brane-like objects formed, as there is no supersymmetry to hold it together.)

In the leading quadratic order the effective action can only be a hidden-gauge-like action $S \sim \int d^4x (F_{\mu\nu})^2$, but the nonlinear terms should not be the same as there would be different contributions from the dilaton potential.

B. Hadronic wave functions and the anomalous dimensions of the interpolating operators

The general rules of AdS/CFT correspondence relate operators on the boundary with appropriate fields propagating in the bulk. Their quantum numbers should match, and gauge theory anomalous dimensions are related to bulk field masses as explained in [28].

The Polchinski-Strassler treatment of hard processes [36] include overlaps between two bulk wave functions with the current operator. The latter is a string-based

expression which is the exponential (Bessel) function of (Qz), the product of the momentum transfer and the 5-th coordinate. The bulk overlap integral over z convolutes it with the power limit of the wave functions

$$\phi(z) \rightarrow z^\Delta \quad (z \rightarrow 0) \quad (19)$$

leading to the final answer containing the inverse power of Q . This is the essence of why exponential string amplitudes may lead to power behavior at strong coupling.

Brodsky and Teramond [35] have followed this prescription and obtained the celebrated old counting rules. This however happens only if one uses canonical Δ_0 (that is naive dimensions appropriate for zero coupling) rather than those for strongly coupled regime. There is no apparent reason to do so.

Some operators are “protected” and have therefore zero anomalous dimensions. Pseudoscalar (pions) and vector (ρ, ω, ϕ) mesons can be emitted by axial/vector currents, which are protected. However this is no longer the case if there extra derivatives in the interpolating operators, which are then unprotected. The pions can also be emitted by the pseudoscalar operators rather than axial ones, which are unprotected as well. And the $\psi\psi\psi$ -type baryonic operators are unprotected as well; and yet nucleon formfactors do agree with the counting rules as well as the pion ones.

Unprotected operators are in general believed to have large anomalous dimensions at strong coupling, $O(\lambda^{1/4})$ [28] corresponding to generic string states. String states with large spin $S \gg \lambda$ are related with spinning string states and their anomalous dimensions are even a bit larger [27]

$$\Delta - S = \frac{\sqrt{\lambda}}{\pi} \ln(S/\sqrt{\lambda}) \quad (20)$$

There is no question that for $\lambda \sim 80$ we think about this correction is large enough to destroy any agreement with observed power laws.

This conclusion can however be avoided if one recalls our picture, with two domains. The corresponding procedure should include anomalous dimensions Δ running with the coupling (the dilaton background) and therefore in general they being z -dependent. The corresponding bulk fields should thus have z -dependent masses.

In a simplified picture, with a weakly coupled and strongly coupled domains separated by a “domain wall”, one may think of Δ_{weak} at $z < z_c$ being close to canonical values Δ_0 in perturbative UV domain, and to the AdS/CFT values Δ_{strong} in the IR domain $z > z_c$. The bulk field $\phi_i(z)$ would satisfy usual eqns with two different masses in two domains, with the solution continuous at the “domain wall”. Therefore, at small z it remains true that $\phi(z) \sim z^{\Delta_0}$.

C. Open issues

What is the geometry of other extra dimen-

sions? The $\mathcal{N}=4$ theory has them neatly put into a sphere S^5 , which also nicely comes from mesons related to fermionic zero modes [20]. One certainly do not expect in QCD any relation between flavor and these extra dimensions. There is however an important relation between instanton topology and extra dimensions, which is revealed by color ‘‘Higgsing’’ of the $\mathcal{N}=4$ theory, namely starting with N_c original D_3 branes put not into the same point but rather into certain N_c points on a circle S^1 . Thus color group is broken and monopoles can be introduced as open strings with ends on different branes. Instanton topology correspond to circles of N_c segments, going around S^1 . Although the radius of the circle can be later considered vanishing, this interpretation of the instantons as (small string) circles in extra dimensions is worth keeping.

What is the role of relative color orientation vectors? Can one get rid of them in a more generic formulation? Both bosonic and fermionic determinants in QCD partition function above contain some remnants of the color – the relative color orientation vectors. Pragmatically, those can be viewed as some kind of classical group-valued ‘‘spin variables’’ associated with otherwise point-like instantons in the AdS_5 bulk.

Perhaps a more natural formulation (which does not exist yet) is to combine the circle topology just mentioned with Kraan-van Baal picture of (finite-T) instantons as being made out of N_c dyons. Not only can a classical solution be understood like that, but, the gauge part of the instanton measure itself can be exactly rewritten in terms of $4N_c$ coordinates of N_c dyons: see [30] in gauge theory and [31] in brane language. In the monopole language the ugly color angles are gone. One remaining task –perhaps not too hard – is to do so for all fermionic factors in the measure, for cases other than $\mathcal{N}=4$ theory. More formidable task is to do monopole manybody dynamics, which is orders of magnitude more difficult than the statistical mechanics of the ‘‘instanton liquid’’.

In summary, one can rewrite rules for QCD instanton ensemble in the AdS_5 setting, although it does not look nearly as nice as for the $\mathcal{N}=4$ theory. Another much larger task may be to include instanton sector as a part of some dual formulation altogether emphasizing magnetically charged objects –monopoles and dyons.

What is the meaning of z -dependent axion field?

Gursoy, Kiritsis and Nitti [11, 12] have included in their version of AdS/QCD an axion field $a(z)$, which (like the dilaton) have some z -dependence due to potential induced by interaction with other bulk fields. However the physical meaning of ‘‘the running θ parameter’’, as they call it, is not obvious and deserves to be discussed.

Standard rules of holography require that the UV boundary value $a(0)$ be identified with input UV value of the θ parameter, and the coefficient of z^4 with the topological charge density operator $G_{\mu\nu}\tilde{G}_{\mu\nu}$.

Although the QCD vacuum is known to have near-zero value of the θ parameter, discussion of ensembles with the

nonzero topological charge / θ were done theoretically and numerically (on the lattice). Furthermore, Zahed and myself [32] argued that the fireballs created in heavy ion collisions at RHIC should have $Q \sim 10$ because of the order of a 100 vacuum instantons/antiinstantons are excited into sphalerons and some random fluctuations in Q are expected to happen. We did not know how one can observe it: but recently Kharzeev and Zhitnitsky [33] proposed charge asymmetry driven by electric field along the fireball angular momentum at nonzero θ , which can do it. There are even preliminary indications from STAR experiment that this effect may in fact be already observed.

The nontrivial requirement put forward by GKN is that they must be related to each other, via a new condition

$$a(z_{IR}) = 0 \quad (21)$$

at the infrared singularity. It is not clear why this is the case. Generally the fact that the (topological) charge density and θ ($\exp(i\theta)$ is the instanton fugacity) is expected. The relation should follow in a standard way from the free energy (axion action, or vacuum energy)

$$\langle Q \rangle = \partial S / \partial (i\theta) \quad (22)$$

In particular, for noninteracting instantons one gets the usual vacuum energy $\sim \cos(\theta)$ and thus $\langle Q \rangle \sim \sin(\theta)$, with zero charge at both $\theta = 0, \pi$.

The axion is a bulk dual to η' in 4d. Naturally in the large N_c limit it is massless both in 4d and in the AdS bulk. It interacts with instantons and antiinstantons with plus/minus way, and resumming all axion interactions should look like 4d ‘‘scalar Coulomb gas’’ advocated by Zhitnitsky for some time [34]. If N_c is not large then η' meson has nonzero (and in fact large) mass: this corresponds to correlated instantons-antiinstantons and short screening length for Q .

Now, any consideration of a state with a *nonzero* average topological charge (or θ -induced effects) must refer to the case when all quark masses are nonzero. If so, the 'tHooft vertices shown in Fig.6 should be complimented by those not shown there, with masses and chirality flips (described by the overlap integrals without the Dirac operator, $\sim m_f/x^2$). As a result, quark determinants remain nonzero even for different number of instantons and antiinstantons.

As a result, the difference in the total density between instantons and antiinstantons leads to a different their interaction as well. If also N_c is finite, instantons and antiinstantons will not have the same distribution in sizes (their z -coordinates) and thus z -dependence of the axion field naturally appears. Thus in general the GKN's introduction of $a(z)$ does make sense: but only if *all* quark masses are nonzero. How this important condition appears in their approach is unclear.

IV. CAN THE “DOMAIN WALL” BE OBSERVED?

The proposed behavior of the dilaton (coupling) should be reflected in a cross section of any QCD process, as they depend on coupling. Ideally, one should be able to identify all three regions, the “strongly coupled” regime, separated by a relatively rapid switch from the perturbative behavior. If this be the case, one should put the presumed coupling behavior (e.g. shown in Fig.4) into theory expressions for cross section and compare the results with data.

Unfortunately, experimental limitations leave us with only bits of information, and in no reaction we see all three regimes. Brodsky and Teramond [35] argued that most exclusive processes observed are in fact in the *strongly coupled* regime, as witnessed by the powers of Q corresponding to AdS/CFT-based approach, *without* the logs from the running coupling constants. Assuming this to be the case, we will discuss the next issue, namely *the magnitude of an expected jump* as the relevant scale passes the “domain wall” region.

A. Exclusive reactions

Let me start with the simplest one, the pion formfactor. Experimental data of the combination $Q^2 F_\pi(Q^2)$ are shown in Fig.7(a), together with the curves by Brodsky and Teramond [35] based on their pion wave function calculated via AdS/CFT. Approximately one may see that $Q^2 F_\pi(Q^2)$ is approximately constant at the values of Q observed.

No transition to asymptotic perturbative behavior for large space-like momentum transfer, $Q \rightarrow \infty$, has yet been seen. However, in this case we know the perturbative answer in absolute normalization

$$Q^2 F_\pi(Q^2) \stackrel{Q^2 \rightarrow \infty}{\approx} 16 \pi f_\pi^2 \alpha_s(Q) \approx (0.15 - 0.12) GeV^2 \quad (23)$$

where $f_\pi = 92.4 MeV$ denotes the pion decay constant and numerical values are for $Q^2 \sim 3 - 10 FeV^2$. Therefore, *even without observing the transition*, we know its expected magnitude

$$f = \frac{Q^2 F_\pi(Q^2)_{weak}}{Q^2 F_\pi(Q^2)_{strong}} \approx 1/2 \quad (24)$$

(Can this factor be calculated, together with the Q -dependence of the “jump”, perhaps using instantons? Fig.7(b) shows for comparison the results by Faccioli et al [38] calculated in a single instanton approximation: within the accuracy of the models there is no difference with the upper figure. Unfortunately a large Q part with the onset of this regime has not been studied in that paper: it can be in principle be done.)

The same qualitative behavior is seen for many other exclusive processes: as shown by BT [35] their observed

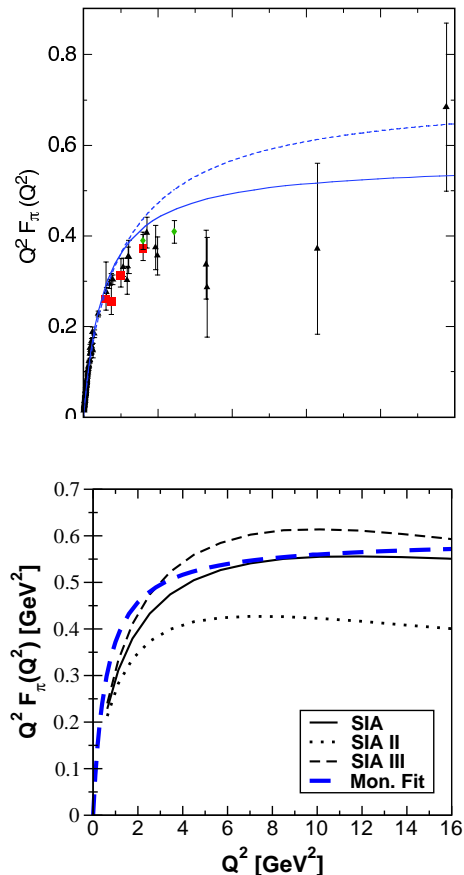


FIG. 7: (a) Space-like behavior of the pion form factor $F_\pi(q^2)$ as a function of q^2 . The points are from various experiments, the lines are for AdS soft-wall model, dashed line: hard-wall model. (b) Instanton-induced pion formfactor $Q^2 F_\pi(Q^2)$ for different instanton size distribution. The solid curve represents a small-size 't Hooft distribution with a Fermi distribution cutoff and lattice QCD parameters. The SIA II (dotted) curve has a different mean instanton size $\bar{\rho} = 0.47 fm$ (same width) and the SIA III (dashed) curve is obtained with the simplest delta distribution $n(\rho) = \bar{n} \delta(\rho - 1/3 fm)$.

behavior is consistent with the power scaling. Let me skip all of those and proceed to the most extreme case, the large angle pp scattering. Perturbatively there should be at least 5 gluon exchanges in the amplitude, thus one expects that ultimately

$$\frac{d\sigma_{pp}(90^\circ)}{dt} \sim \left(\frac{\alpha_s(s)}{s}\right)^{10} \quad (25)$$

Experimental data shown in Fig.8 support the power scaling s^{-10} but show no trace of the running coupling. There are also problems with perturbative prediction of suppression of the chirality flips; so new reinterpretation of these data by BT as a “strong coupling” regime is clearly welcomed. Assuming this is the case, one can invert the logic and ask what limits on constancy of the coupling follow from these data.

The scaling law following from ADS/CFT treatment is not of course based on diagrams, yet the result derived

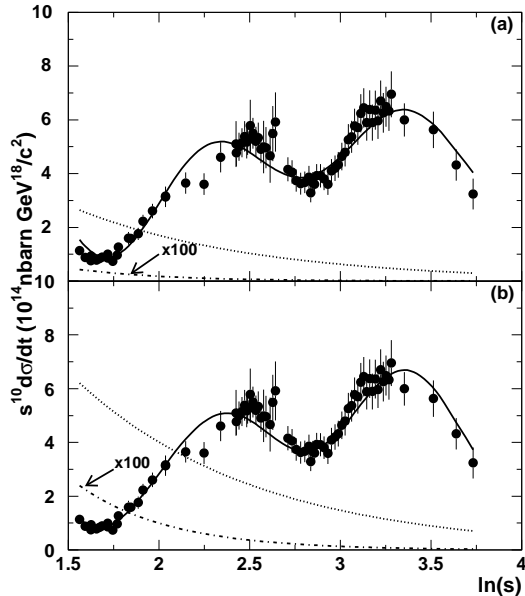


FIG. 8: Elastic pp scattering at 90° , from [42]. The solid line is a fit which includes interferences with subleading s^{-11} (dotted) and s^{-12} (dot-dashed) amplitudes.

by Polchinski and Strassler [36] is still proportional to certain power of the t'Hooft coupling constant $\lambda = g^2 N_c$. Amusingly this power can be obtained for all processes by what I would call the “PS substitution rule”

$$\lambda_{weak} \rightarrow \sqrt{\lambda_{strong}} \quad (26)$$

The same relation is known to happen in other examples, most notably in the static Coulomb law first calculated by Maldacena.

(Can this rule be explained diagrammatically? Semenoff and Zarembo [40] summed all *ladder* diagrams for the Coulomb law – instead of all planar diagrams surviving the large N_c – and found this rule to hold, although not with the exact constant factor. Zahed and myself [41] noted that strongly coupled charges emit gluons very frequently, with (an Euclidean) time separation $\delta\tau \sim R/\lambda^{1/4}$, which is parametrically small at large λ . Perhaps ladders would do so also for exclusive processes.)

Since it is not yet observed, let me inverse the logic and use the available pp data, now compared to AdS/CFT scaling, and extract limits on coupling variation in the IR domain. The data shown in Fig.8 deviate from the s^{-10} scaling by less than roughly factor 2 over the range $\ln(s/GeV^2) = 2 - 3.7$. Comparing it to PS rule one concludes that the coupling can only change in the corresponding domain of scales by less than

$$\frac{\delta\lambda}{\lambda} < 2^{1/5} - 1 \approx .15 \quad (27)$$

Accidentally, this is exactly of the size of the error bars of the lattice data shown in Fig.4.

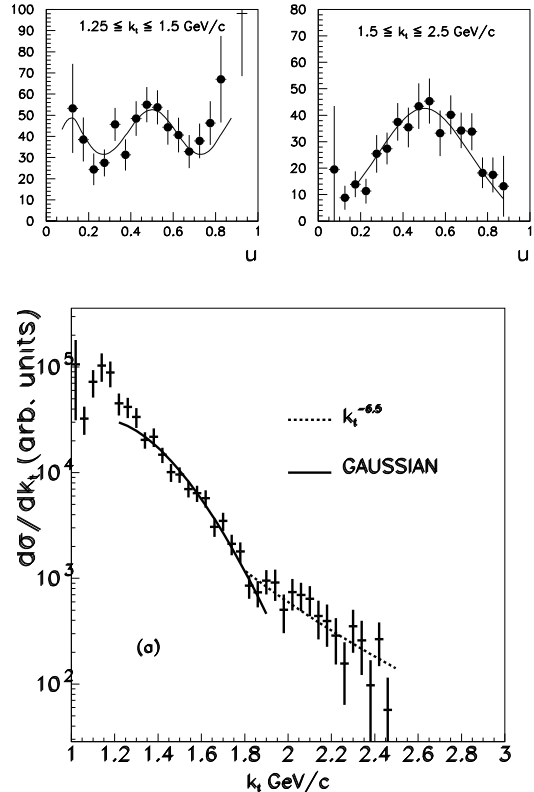


FIG. 9: (upper) The Acceptance-corrected u distributions of diffractive di-jets obtained by applying correction to the E791 results, (lower) experimental k_t distribution, again with certain fits (curves).

B. Pion diffractive dissociation

Finally we come to one particular reaction in which a “switch” from the non-perturbative to the perturbative regime was possibly already observed.

Pion diffractive dissociation into jets is the reaction

$$\pi \rightarrow jet(k_1) + jet(k_2) \quad (28)$$

It was first theoretically discussed by Frankfurt et al [44] and studied experimentally by the Fermilab experiment E791. Large transverse momenta of the jets correspond to the pion found in a configuration of q and \bar{q} at very small distance $\sim 1/k_\perp$ from each other. Due to the so called color transparency effect, this small color dipole interacts weakly with the nuclei. In fact in experiment the recoil to the nucleus (Pt one of the targets) is very small, less or comparable to $1/R_{nucleus}$, and the process is thus completely coherent over all nucleons, the cross section is $\sim A^2$.

Fig.9 from the talk by Ashery [43] displays two main findings of E791:

(i) In Fig.(upper), one sees that the distribution over a jet momentum fraction u is radically different in two

momentum windows, the one at higher p_t consistent with perturbative or “asymptotic” distribution $u(1-u)$.

(ii) Fig.(lower) shows that these two windows also have different p_t dependence. The one at higher $p_t > 1.8 GeV$ shows a clear power decay with a power a bit larger than the expected [44] perturbative behavior $\sim p_t^{-6}$. Note that at the transition point the total virtuality is about

$$Q^2 = (2k_t)^2 \sim 15 GeV^2 \quad (29)$$

The proposed interpretation is that the upper window corresponds to the weakly coupled domain, while the lower one is the “domain wall” region. According to the logic of the domain scenario, one expects to see the window with a strongly coupled regime, presumably below $k_t < 1 GeV$, in which $k_t^6 d\sigma/dk_\perp \approx const.$ Unfortunately this cannot be seen in E791 or similar experiment because jet reconstruction cannot be made at such momenta..

Let me estimate the magnitude of the jump, following the ideas developed above. Perturbatively the diagrams leading to diffractive dissociation of a pion into 2 jets include 2 gluons, kicking each jet into large k_\perp , or the 4-th power of the coupling in the cross section. At strong coupling the PS substitution rule (26) change each of it into its square root.

Let me further use lattice data shown in Fig.4 as a benchmark. The coupling $\lambda = g^2 N_c$ changes from about 20 to 80 – about factor 4 – across the transition region. Assuming all these values are already in the strongly coupled regime and the $\sqrt{\lambda}$ scaling applies, one gets a factor 2 jump. This agrees with the expected modification of the pion formfactor $q^2 F_\pi(q)$, from the observed value to its perturbative limit (24). Using the same logic for any other exclusive reaction we can predict the change between weak and strong regimes. For example, the cross section of large angle elastic pp scattering is expected to scale as $(\sqrt{\lambda})^{10}$, thus the predicted drop from the level observed to pQCD one should be about $(1/2)^{10} \sim 10^{-3}$.

Applying the same logic to pion diffractive dissociation into jets we expect a change in the transition region by the amount

$$\frac{d\sigma_{strong}(k_t = 1.3)/dk_{perp}}{d\sigma_{weak}(k_t = 1.8)/dk_{perp}} = \quad (30)$$

$$\left(\frac{1.8}{1.3}\right)^6 \left(\sqrt{\frac{\lambda_{strong}}{\lambda_{weak}}}\right)^4 \approx 100$$

which is indeed in agreement to what is observed by E791.

Many open questions to diffractive dissociation include: Is the jump related to instantons? Can “strong coupling” distribution over fraction of the energy u in Fig. 9(upper) be explained? How similar diffractive data would look like for a kaon or photon beams, or for a proton to 3 jets?

V. SUMMARY AND DISCUSSION

In summary, we argued that a proper geometry for AdS/QCD should be two approximately AdS_5 domains, a weakly coupled and a strongly coupled ones, separated by the “domain wall”. We proposed a dynamical explanation for the “domain wall”, identifying its scale to old “chiral scale” (1) and, more precisely, to the instanton size. We further argued that the domain wall should become sharp in the large N_c limit, as all instantons get localized at the same value z_c .

Although gravity-dual description is only useful in one of the domains, and weak-coupling gauge field perturbative/semiclassical methods only in the other, a *continuity of all bulk fields* should be required across the wall. This will provide for example improved boundary values for AdS methods in a strongly coupled domain, which would include perturbative evolution in a weakly coupled domain. The quantities include the coupling (dilaton) as well as e.g. anomalous dimensions of various operators.

One more potentially fruitful direction may be treatment of the lowest mesonic modes as collective excitations of the “domain wall”, which can be viewed as a dynamically created analog of the “matter branes” of various AdS-based models.

We proposed that both weakly and strongly coupled conformal behavior should be seen in any QCD process, separated by a transition related to the “domain wall”. Various hard exclusive processes should be examples of that. Experiment supports these scaling laws, while at the same time it does not provide any evidence for running coupling effects which should be there in weakly coupled domain. In addition the magnitude of the effects observed – e.g. the pion and nucleon formfactors – also does not agree with pQCD hard asymptotics. pQCD predicts chirality conservation rules, which are not followed in the data.

Polchinski and Strassler [36] have shown that those reactions in a strongly coupled domain should display power scaling similar to what was derived originally perturbatively. Brodsky and Teramond [35] reinterpreted the observed scaling laws, related it now to the conformal behavior expected in the strong-coupling region.

We made another step in the same direction. Although there are no (yet?) diagrammatic derivation of the strong-coupling results, the cross section does depend on the coupling, and in a simple way. Thus the observed constancy of certain normalized observables tells us that the effective coupling is large but constant. We used large angle pp data to conclude that it holds with at least 15% accuracy. We don't have any explanation to why is it the case.

One may hope that eventually all the exclusive data will be pushed further to larger Q and will display a transition from strong to weak coupling regime. So far there seems to be just one example of that, the diffractive decomposition of the pion. We have provided an estimate of the change magnitude, based on $\sqrt{\lambda}$ scaling, which

agrees with the data.

One may be puzzled why should it be so, that the exclusive reactions are all in the strongly coupled regime while the inclusive processes – deep inelastic scattering or jet production in pp collisions – agree with perturbative treatment at comparable scale of Q . So, as a discussion subject, let me at the end of the paper add some suggestions on this difficult question.

One important distinction between them is that those exclusive processes typically are of very high order in pQCD and thus much more suppressed in weak coupling. As emphasized in [38], the nonperturbative effects like semiclassical tunneling give much larger contribution into exclusive processes for the following reason. Once a

price for an instanton $\sim \exp(-8\pi^2/g^2)$ is paid one gets a strong field fluctuation ($gG_{\mu\nu} \sim 1$) which can turn around any number of quarks in one shot without any extra smallness involved.

Acknowledgment

It is a pleasure to thank Stanly Brodsky, an old friend who recently helped me a lot with this paper. I also thank Ismail Zahed and Elias Kiritsis for useful discussions. This work is supported by the US-DOE grants DE-FG02-88ER40388 and DE-FG03-97ER4014.

-
- [1] J. M. Maldacena, *Adv. Theor. Math. Phys.* **2**, 231 (1998) [*Int. J. Theor. Phys.* **38**, 1113 (1999)] [arXiv:hep-th/9711200].
- [2] E.V.Shuryak, “Why does the quark gluon plasma at RHIC behave as a nearly ideal fluid?,” *Prog. Part. Nucl. Phys.* **53**, 273 (2004) [hep-ph/0312227]. *Prog.Part.Nucl.Phys.*53:273-303,2004, hep-ph/0312227
- M. Gyulassy and L. McLerran, “New forms of QCD matter discovered at RHIC,” *Nucl. Phys. A* **750**, 30 (2005) [nucl-th/0405013].
- [3] E. Shuryak, arXiv:hep-ph/0703208.
- [4] A. Karch and E. Katz, *JHEP* **0206**, 043 (2002) [arXiv:hep-th/0205236].
- [5] C. P. Herzog, Q. J. Ejaz and I. R. Klebanov, *JHEP* **0502**, 009 (2005) [arXiv:hep-th/0412193].
- [6] T. Sakai and S. Sugimoto, *Prog. Theor. Phys.* **113**, 843 (2005) [arXiv:hep-th/0412141].
- [7] A. Karch, E. Katz, D. T. Son and M. A. Stephanov, *Phys. Rev. D* **74**, 015005 (2006) [arXiv:hep-ph/0602229].
- [8] J. Erlich, E. Katz, D. T. Son and M. A. Stephanov, *Phys. Rev. Lett.* **95**, 261602 (2005) [arXiv:hep-ph/0501128].
- [9] E. Shuryak, arXiv:hep-th/0605219.
- [10] O. Andreev and V. I. Zakharov, *Phys. Lett. B* **645**, 437 (2007) [arXiv:hep-ph/0607026]. *Phys. Rev. D* **74**, 025023 (2006) [arXiv:hep-ph/0604204].
- [11] U. Gursoy, E. Kiritsis and F. Nitti, arXiv:0707.1349 [hep-th].
- [12] U. Gursoy and E. Kiritsis, arXiv:0707.1324 [hep-th].
- [13] M. A. Shifman, A. I. Vainshtein and V. I. Zakharov *Nucl.Phys.B*147:385-447,1979.
- [14] V. A. Novikov, M. A. Shifman, A. I. Vainshtein and V. I. Zakharov, *Nucl. Phys. B* **191**, 301 (1981).
- [15] T. Schafer and E. V. Shuryak, *Rev. Mod. Phys.* **70**, 323 (1998) [arXiv:hep-ph/9610451].
- [16] E. V. Shuryak, arXiv:hep-ph/9909458.
- [17] A. Hasenfratz and C.Nieter, *Phys.Lett.B*439:366-372,1998, hep-lat/9806026
- [18] T.Schafer, Instantons and the large N(c) limit, A.D. 2004. Proceedings of ECT* Workshop on Large Nc QCD 2004, Trento, Italy, 5-9 Jul 2004. hep-ph/0412215
- [19] M. Teper, Large-N gauge theories: Lattice perspectives and conjectures. ECT* Workshop on Large Nc QCD 2004, Trento, Italy, 5-9 Jul 2004 and at QCD and String Theory, Santa Barbara, California, 15-19 Nov 2004, hep-th/0412005
- [20] N. Dorey, T. J. Hollowood, V. V. Khoze and M. P. Mattis, *Phys. Rept.* **371**, 231 (2002) [arXiv:hep-th/0206063].
- [21] S. Furui and H. Nakajima, *Few Body Syst.* **40**, 101 (2006) [arXiv:hep-lat/0503029].
- [22] L. Randall, R. Rattazzi and E. V. Shuryak, *Phys. Rev. D* **59**, 035005 (1999) [arXiv:hep-ph/9803258].
- [23] C. Vafa and E. Witten, *Nucl. Phys. B* **431**, 3 (1994) [arXiv:hep-th/9408074].
- [24] K. Papadodimas, S-duality and a large n phase transition in N=4 sym on K3 at strong coupling. hep-th/0510216
- [25] J. W. Negele, *Nucl. Phys. Proc. Suppl.* **73**, 92 (1999) [arXiv:hep-lat/9810053]. T. L. Ivanenko and J. W. Negele, *Nucl. Phys. Proc. Suppl.* **63**, 504 (1998) [arXiv:hep-lat/9709130].
- [26] P. Faccioli and T. A. DeGrand, *Phys. Rev. Lett.* **91**, 182001 (2003) [arXiv:hep-ph/0304219].
- [27] S. S. Gubser, I. R. Klebanov and A. M. Polyakov, *Nucl. Phys. B* **636**, 99 (2002) [arXiv:hep-th/0204051].
- [28] S. S. Gubser, I. R. Klebanov and A. M. Polyakov, *Phys. Lett. B* **428**, 105 (1998) [arXiv:hep-th/9802109].
- [29] J. Polchinski and M. J. Strassler, *JHEP* **0305**, 012 (2003) [arXiv:hep-th/0209211].
- [30] D. Diakonov and N. Gromov, *Phys. Rev. D* **72**, 025003 (2005) [arXiv:hep-th/0502132].
- [31] K. M. Lee and P. Yi, *Phys. Rev. D* **56**, 3711 (1997) [arXiv:hep-th/9702107].
- [32] E. Shuryak and I. Zahed, *Phys. Rev. D* **67**, 014006 (2003) [arXiv:hep-ph/0206022].
- [33] D. Kharzeev and A. Zhitnitsky, arXiv:0706.1026 [hep-ph].
- [34] A. R. Zhitnitsky, *Nucl. Phys. Proc. Suppl.* **73**, 647 (1999).
- [35] S. J. Brodsky and G. F. de Teramond, arXiv:0709.2072 [hep-ph].
- [36] J. Polchinski and M. J. Strassler, *Phys. Rev. Lett.* **88**, 031601 (2002) [arXiv:hep-th/0109174].
- [37] S. J. Brodsky and G. F. de Teramond, *Phys.Rev.Lett.*96:201601,2006, arXiv:hep-th/0702205.
- [38] P. Faccioli, A. Schwenk and E. V. Shuryak, *Phys. Rev. D* **67**, 113009 (2003) [arXiv:hep-ph/0202027].
- [39] P. Faccioli and E. V. Shuryak, *Phys. Rev. D* **65**, 076002 (2002) [arXiv:hep-ph/0108062].

- [40] G. W. Semenoff and K. Zarembo, Nucl. Phys. Proc. Suppl. **108**, 106 (2002) [arXiv:hep-th/0202156].
- [41] E. Shuryak and I. Zahed, Phys. Rev. D **69**, 046005 (2004) [arXiv:hep-th/0308073].
- [42] D. Dutta and H. Gao, Phys. Rev. C **71**, 032201 (2005) [arXiv:hep-ph/0411267].
- [43] D. Ashery, Nucl. Phys. Proc. Suppl. **161**, 8 (2006) [arXiv:hep-ex/0511052].
- [44] L. Frankfurt, G. A. Miller and M. Strikman, Phys. Lett. B **304**, 1 (1993) [arXiv:hep-ph/9305228].