

Fine tuning of quantum gates performed via Raman transition

Grzegorz Chimczak and Ryszard Tanaś

*Nonlinear Optics Division, Physics Institute, Adam Mickiewicz University, 61-614 Poznań, Poland**

(Dated: May 27, 2019)

A scheme for fine tuning of quantum gates to improve their performance is proposed. A quantum system in Λ configuration with two-photon Raman transitions is considered without adiabatic elimination of the excited (intermediate) state. Conditional dynamics of the system is studied with focus on improving fidelity of quantum operations. In particular, the π pulse and $\pi/2$ pulse quantum operations are considered. The dressed states for the atom-field system, with an atom driven on one transition by a classical field and on the other by a quantum cavity field, are found. A discrete set of detunings is given for which perfect gates operation is achieved. Analytical solutions for the quantum state amplitudes are found in the first order perturbation theory with respect to the cavity damping rate κ and the spontaneous emission rate γ . Numerical solutions for higher values of κ and γ indicate a stabilizing role of spontaneous emission in gates operation.

PACS numbers: 03.67.Lx, 42.50.Dv

Keywords: quantum gates; Raman transition

INTRODUCTION

An atomic Λ system with Zeeman sublevels of the ground state, which are sufficiently long-lived to store qubits, plays a very important role in quantum computations. Superpositions of such states can store quantum information for sufficiently long time to make various quantum algorithms feasible [1]. Therefore, researchers frequently consider such states in their proposals [2, 3, 4, 5, 6, 7, 8] and use them in their experiments [9, 10, 11, 12, 13, 14]. Access to a good quantum memory is necessary, but not sufficient, to realize quantum computation. It is also important to be able to perform quantum operations on such coded qubits with high fidelity differing from unity by 10^{-5} or less [15, 16].

Although there is no direct, strong coupling between the Zeeman sublevels, one can efficiently manipulate populations of the states using the two-photon Raman transition involving an auxiliary level, for example, state $|2\rangle$ in the Λ configuration, as shown in Fig. 1. This method of qubit encoding and manipulation has many different implementations. There are single atoms or ions modeled by different level configuration systems: a three-level Λ system [12, 13], a four-level system with three levels in Λ configuration and one additional long-lived level, which does not participate in the transition [17, 18], a six-level double Λ system, which consists of two Λ systems behaving exactly in parallel [2, 6, 19]. There are also solid-state implementations: quantum dots modeled by Λ -type [20, 21] three-level system and superconducting quantum interference devices modeled by Λ -type three-level system [22, 23, 24, 25, 26]. In all these systems it is easy to store qubits and it is easy to perform single qubit gates just by turning the lasers on and off, to drive transitions for a proper period of time. Moreover, Λ -type systems are also perfect to realize the multiple qubit gates, as for example the crucial for quantum computa-

tion CNOT gate [4, 27, 28], because one can place two or more such systems in a microcavity and couple one transition in each Λ -type structure to the cavity field mode. Then qubits interactions are mediated by the cavity field mode. Another way of performing two qubit gates is the joint detection of photons leaking out of two separate cavities with trapped Λ -type systems [6].

Since there are many advantages of devices composed of Λ -type systems and cavities, such systems are very popular elements of various quantum information processing schemes. However, there is one important drawback of such schemes — the population transferred to the intermediate level diminishes the fidelity of quantum operations performed with them. To avoid the destructive effect of populating the intermediate level, in most of proposals, the cavity mode and the laser fields are assumed to be far detuned from their respective transitions. Then, the population of the intermediate level is assumed to be negligible and the intermediate level is adiabatically eliminated from the evolution. However, the adiabatic elimination is reliable for very large detunings. In realistic situations with not extremely large values of detunings, the population of the intermediate level is small but noticeable enough to significantly deteriorate quality of quantum operations.

In this paper, we propose a scheme for fine tuning of the quantum gates performed via Raman transitions in the atomic Λ system driven on one transition by a classical field and on the other by a quantum cavity field. We discuss the conditional evolution of the Λ system in a situation when the adiabatic elimination is not made, and we show that it is possible to take advantage of the fact that the intermediate state population oscillates rapidly, periodically approaching zero, which can be used to improve the quality of quantum gates based on the Raman transitions in the Λ system. It turns out that it is possible, by setting appropriate values for the detuning, to make the population of the intermediate state negligi-

ble at the time the quantum operation is completed, and in this way we are able to increase significantly the fidelity of the operation. Such fine tuning of the quantum gates works well even for small detunings and, therefore, it can prove useful when one wants to perform quantum operations with high fidelity. We have found a discrete set of detunings for which perfect operations are possible if there is no damping. We have also found approximate analytical solutions describing the evolution of the Λ system including both the cavity damping and spontaneous emission. Numerical results for higher values of the cavity decay rate and spontaneous emission rate show, somewhat unexpectedly, that the spontaneous emission can play a stabilizing role improving the gate operation when the cavity decay rate becomes sufficiently large.

MODEL

Let us consider two basic operations, which can be performed on qubit-encoding states of the Λ -type level structures — the π pulse operation and the $\pi/2$ pulse operation. The two basic operations can be used to realize a number of important quantum information tasks as, for example, generation of maximally entangled states [5], quantum information transfer [3, 29] or performing of controlled two qubit gate [6]. We consider an atom in Λ

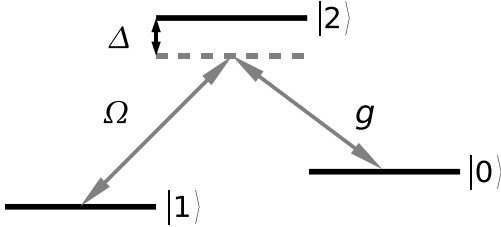


FIG. 1: Λ -type Raman transition — a key ingredient of different quantum gates.

configuration trapped in a cavity. The long-lived states $|0\rangle$ and $|1\rangle$ of the atom are coupled via the intermediate level $|2\rangle$ (see Fig. 1). The $|0\rangle \leftrightarrow |2\rangle$ transition is coupled to the cavity mode with a frequency ω_{cav} and coupling strength g . The second transition is driven by a classical laser field with the coupling strength Ω . The frequency of the laser field is ω_L . Both the classical laser field and the quantized cavity mode are detuned from the corresponding transition frequencies by $\Delta = (E_2 - E_1)/\hbar - \omega_L$. The population transfer between long-lived states $|0\rangle$ and $|1\rangle$ take place only when both transitions $|0\rangle \leftrightarrow |2\rangle$ and $|1\rangle \leftrightarrow |2\rangle$ are driven. Therefore, the qubit is safe if the laser is turned off. If we want to perform the π pulse operation or the $\pi/2$ pulse operation then all we need to do is turning the laser on for a proper period of time.

The evolution of the Λ -type quantum systems is deter-

mined by the effective non-Hermitian Hamiltonian (we set $\hbar = 1$ here and in the following)

$$H = (\Delta - i\gamma)\sigma_{22} + (\Omega\sigma_{21} + g\sigma_{20} + \text{H.c.}) - i\kappa a^\dagger a, \quad (1)$$

where γ is the spontaneous emission rate from the atomic state $|2\rangle$, and κ is the cavity decay rate. In expression (1) we also introduce the flip operators $\sigma_{ij} = |i\rangle\langle j|$, where $i, j = 0, 1, 2$. The effective Hamiltonian (1) describes conditional evolution of the atom-field system and will be used in our further calculations.

EXACT SOLUTIONS

As a first step, we find the solutions for the Schrödinger equation when both γ and κ are zeros. This assumption allows us for getting exact solutions. The Hamiltonian (1) takes in this case the form

$$H = \Delta\sigma_{22} + (\Omega\sigma_{21} + g\sigma_{20} + \text{H.c.}), \quad (2)$$

and it can be easily diagonalized in the basis being the product states of the atomic states and the cavity field photon states. To give the expressions a more compact form we denote by $|jn\rangle = |j\rangle \otimes |n\rangle$ a state of the system consisting of the atomic state $|j\rangle$ and the cavity field with n photons. Diagonalizing Hamiltonian (2) in the basis $\{|1n\rangle, |0n+1\rangle, |2n\rangle\}$ leads to the dressed states energies [8]

$$\omega_0 = 0, \quad \omega_{\pm} = \frac{1}{2}(\Delta \pm \Omega'), \quad (3)$$

where

$$\Omega' = \sqrt{\Delta^2 + 4g^2(n+1) + 4\Omega^2}, \quad (4)$$

and the dressed states

$$\begin{aligned} |\Psi_0\rangle &= -\sin\vartheta|1n\rangle + \cos\vartheta|0n+1\rangle \\ |\Psi_-\rangle &= -\sin\varphi[\cos\vartheta|1n\rangle + \sin\vartheta|0n+1\rangle] \\ &\quad + \cos\varphi|2n\rangle \\ |\Psi_+\rangle &= \cos\varphi[\cos\vartheta|1n\rangle + \sin\vartheta|0n+1\rangle] \\ &\quad + \sin\varphi|2n\rangle. \end{aligned} \quad (5)$$

We have introduced the notation

$$\begin{aligned} \sin\vartheta &= \frac{\tilde{g}}{\sqrt{1+\tilde{g}^2}}, \quad \cos\vartheta = \frac{1}{\sqrt{1+\tilde{g}^2}}, \\ \sin\varphi &= \sqrt{\frac{\Omega'+\Delta}{2\Omega'}}, \quad \cos\varphi = \sqrt{\frac{\Omega'-\Delta}{2\Omega'}}, \end{aligned} \quad (6)$$

where $\tilde{g} = g\sqrt{n+1}/\Omega$.

Initially, the cavity field mode is in a vacuum state and, therefore, we are especially interested in the time evolution of the $|10\rangle$ state, so we assume $n = 0$. Knowing the evolution for the dressed states (5), we can write

down the exact expression for this evolution of the initial state $|10\rangle(t)$

$$e^{-iHt}|10\rangle = |10\rangle(t) = a(t)|10\rangle + b(t)|01\rangle + c(t)|20\rangle, \quad (8)$$

where

$$\begin{aligned} a(t) &= \cos^2 \vartheta \left[\tilde{g}^2 + f_+(t) - \frac{\Delta}{\Omega'} f_-(t) \right], \\ b(t) &= \sin \vartheta \cos \vartheta \left[-1 + f_+(t) - \frac{\Delta}{\Omega'} f_-(t) \right], \\ c(t) &= \frac{2\Omega}{\Omega'} f_-(t), \end{aligned} \quad (9)$$

and

$$f_{\pm}(t) = \frac{1}{2} (e^{-i\omega_+ t} \pm e^{-i\omega_- t}). \quad (10)$$

The perfect π pulse operation, defined by $|10\rangle \rightarrow |01\rangle$, requires the condition $\tilde{g} = 1$, which means $g = \Omega$ and, therefore, we restrict the following considerations to this case only. Then, we have $\cos \vartheta = \sin \vartheta = 1/\sqrt{2}$, and expressions (9) take simpler form. From eqs. (8) and (9), one can easily check that the population of the intermediate state $|2\rangle$ is given by the formula

$$\langle \sigma_{22}(t) \rangle = |c(t)|^2 = \frac{4g^2}{\Delta^2 + 8g^2} \frac{1}{2} (1 - \cos \Omega' t). \quad (11)$$

Since the qubit is coded into the lower states, it is obvious that the fidelity of quantum operations performed on the qubit is reduced when some amount of population is present in the intermediate level. To overcome this problem, the upper level is usually adiabatically eliminated by choosing the detuning so large as to make the intermediate state population negligible. Of course, increasing of the detuning corresponds to decreasing of the amplitude of oscillations given by (11). There is, however, important drawback of this approach — it is necessary to use very large values of the detuning to achieve fidelities of the quantum operations sufficient for quantum computation. It would require $\Delta/g > 640$ to get the fidelity different from unity by amount smaller than 10^{-5} . Such detunings lead to long operation times, which are very challenging for optical cavities. Here, we propose a scheme for fine tuning the quantum operations by using the fact that, in an ideal case, the population of the excited state evolves periodically in time, periodically approaching zero. The idea is to choose the operation time of the gate in a way to finish its operation when the population of the intermediate state is zero. To achieve this goal, we choose the evolution time in such a way that $f_-(t = t_k) = 0$, which means

$$(\omega_+ - \omega_-) t_k = \Omega' t_k = 2\pi k, \quad k = 1, 2, 3, \dots, \quad (12)$$

and

$$f_+(t_k) = \exp \left[i \frac{\epsilon}{2} (\Omega' - |\Delta|) t_k \right] \quad (13)$$

with

$$\epsilon = \begin{cases} 1 & \text{if } \Delta \geq 0 \\ -1 & \text{if } \Delta < 0 \end{cases} \quad (14)$$

Let us now require that, beside the relation (12), the evolution time satisfies the relation

$$\frac{1}{2} (\Omega' - |\Delta|) t_{k,l} = \frac{\pi}{2} l, \quad l = 1, 2, 3, \dots, 2k-1 \quad (15)$$

Both requirements for the evolution time can be satisfied provided the numbers k and l obey the relation

$$\frac{2k}{l} = \frac{\Omega'}{\Omega' - |\Delta|} \geq 1, \quad 2k \geq l, \quad (16)$$

which leads to the discrete set of detunings $\Delta_{k,l}$ given by the formula

$$\left(\frac{\Delta_{k,l}}{2g} \right)^2 = \frac{2 \left(\frac{2k}{l} - 1 \right)^2}{2 \left(\frac{2k}{l} - 1 \right) + 1}. \quad (17)$$

For large detunings $2k/l - 1$ is large, and we can drop unity in the denominator getting simpler, but approximate, relation. The discrete values of the detuning $\Delta_{k,l}$, in units of $2g$, are shown in Fig. 2

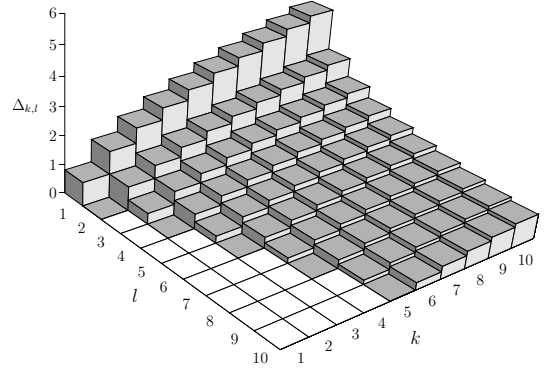


FIG. 2: Discrete values of $|\Delta_{k,l}|$ (in units of $2g$) for initial values of k and l .

Enforcing both condition (12) and (15) gives us a discrete set of the evolution times for which solution (8) takes the form

$$|10\rangle(t_{k,l}) = \frac{1}{2} [1 + (i\epsilon)^l] |10\rangle - \frac{1}{2} [1 - (i\epsilon)^l] |01\rangle \quad (18)$$

The solution (18) is quite simple, and under appropriate choice of the numbers $\{k, l\}$ it gives either the superposition of the two initial states or one of the initial states.

The important π operation we get for times

$$t_\pi = t_{k,l}, \quad \text{for } l \text{ even, } l/2 \text{ odd} \quad (19)$$

for which

$$e^{-iHt_\pi} |10\rangle = -|01\rangle. \quad (20)$$

For the second basic operation — the $\pi/2$ pulse operation, we should choose l odd, for which we have

$$t_{\pi/2} = t_{k,l}, \quad \text{for } l \text{ odd}, \quad (21)$$

and the solutions are

$$e^{-iHt_{\pi/2}}|10\rangle = \begin{cases} \frac{1-i\epsilon}{2}|10\rangle - \frac{1+i\epsilon}{2}|01\rangle, & \frac{l-1}{2} \text{ odd} \\ \frac{1+i\epsilon}{2}|10\rangle - \frac{1-i\epsilon}{2}|01\rangle, & \frac{l-1}{2} \text{ even} \end{cases} \quad (22)$$

Depending on the value of $(l-1)/2$ we get from (22) one of the two orthogonal superposition states, which are maximally entangled (Bell states) of the atom-cavity system.

The solutions presented above are direct consequence of the periodic evolution of the system. The periodicity appears when the two frequencies ω_{\pm} , given by (3), are commensurate, i.e., their ratio is a ratio of integers. Taking absolute values of the two frequencies we can distinguish between the “fast” $\omega_{>}$ and “slow” $\omega_{<}$ frequency, where

$$\omega_{>} = \frac{1}{2}(\Omega' \pm |\Delta_{k,l}|) = \begin{cases} |\omega_{\pm}| & \text{if } \Delta_{k,l} > 0 \\ |\omega_{\mp}| & \text{if } \Delta_{k,l} < 0 \end{cases} \quad (23)$$

From (12) and (15) it is easy to show that the ratio

$$\frac{\omega_{>}}{\omega_{<}} = \frac{4k-l}{l}, \quad (24)$$

is really a ratio of integers, and the two frequencies are commensurate. Similarly, the ratio

$$\frac{\Omega'}{\omega_{<}} = \frac{\omega_{>} + \omega_{<}}{\omega_{<}} = \frac{4k}{l}, \quad (25)$$

is a ratio of integers, which means that frequencies Ω' and $\omega_{<}$ are also commensurate. The frequency Ω' at which the population of the intermediate state oscillates is the highest frequency in the system ($\Omega' = \omega_{<} + \omega_{>}$), so there are many oscillations of the intermediate state population before the end of the quantum gate operation. This allows for fine tuning of the gate operation.

The period of the slow oscillation is equal to

$$T = \frac{2\pi}{\omega_{<}} = \frac{4\pi}{\Omega' - |\Delta_{k,l}|} = 4 \frac{t_{k,l}}{l}, \quad (26)$$

and is related to the time $t_{k,l}$ for perfect gate operation. The period of oscillation of the intermediate state population is given by

$$T' = \frac{2\pi}{\Omega'} = \frac{2\pi}{\omega_{<}} \frac{\omega_{<}}{\Omega'} = T \frac{l}{4k} = \frac{t_{k,l}}{k}. \quad (27)$$

The subsequent minima in the population (11) are separated by T' . If $4k/l$ is an integer the period of the system evolution is equal to T , and, simultaneously, it is equal to an integer multiple ($4k/l$) of the period T' . When $4k/l$

is an irreducible fraction, the period of the system evolution is equal to $4kT' = lT$, and if the fraction is reducible the period is reduced appropriately.

Main features of the system evolution are illustrated in Fig. 3 and Fig. 4. In Fig. 3 the populations of the atom-field states $|10\rangle$, $|01\rangle$ and $|20\rangle$ for $k=1$ and $l=2$

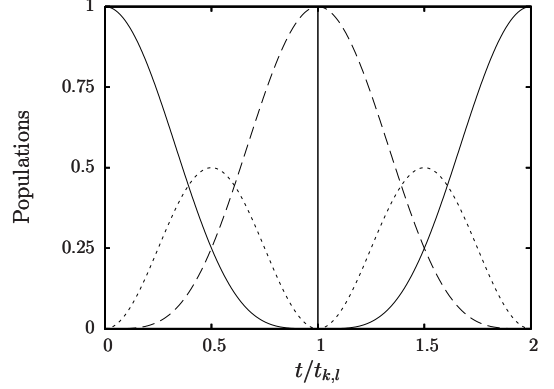


FIG. 3: Evolution of the atom-field states populations: $|a(t)|^2$ (solid line), $|b(t)|^2$ (dashed line), $|c(t)|^2$ (dotted line) for $k=1$ and $l=2$. Time is scaled in units of $t_{k,l}$.

are shown. Time is scaled in units of $t_{k,l}$, so for $t/t_{k,l} = 1$ the population of the intermediate state $|20\rangle$ is exactly zero, and the population of the state $|01\rangle$ is equal to 1. It is an illustration of the perfect π pulse gate. According to (20) the state generated is $-|01\rangle$. This is an example of resonant case because $\Delta_{1,2} = 0$. The population of the intermediate state can reach its maximal value of 0.5 in this case, but since the operation ends at time for which this population is zero, the state is generated with fidelity one.

Another example is illustrated in Fig. 4, where we have chosen $k=1$ and $l=1$. In this case, according to (22),

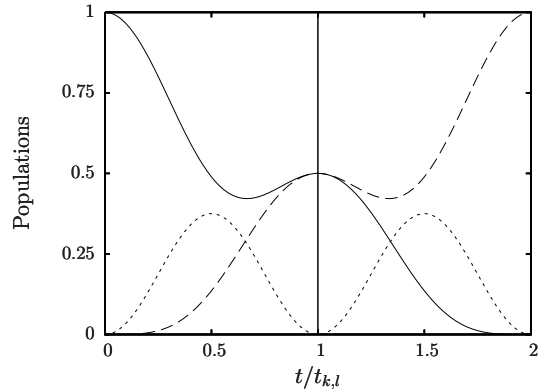


FIG. 4: Same as Fig.3 but for $k=1$ and $l=1$.

the superposition state $(1+i)/2|01\rangle - (1-i)/2|10\rangle$ is generated with the fidelity equal to one. This is a perfect $\pi/2$ pulse operation, and the detuning in this case is equal to $\Delta_{1,1}/(2g) = 0.8165$. It is seen that the popula-

tion of the intermediate state does not reach its resonant maximum value, but again the operation is completed at time when this population is exactly zero giving perfect fidelity. The two examples illustrate the idea of fine tuning of the gate operations: chose one of the discrete values of the detuning $\Delta_{k,l}$ and corresponding operation time $t_{k,l}$ to complete the operation at time when the population of the intermediate state is zero.

APPROXIMATE SOLUTIONS

So far we have discussed the ideal case, when there is no cavity decay, and the spontaneous emission from the atomic excited level is ignored. To make the system useful for quantum information processing it is necessary to have access to the quantum information stored in the system and a possibility to send it over long distances. In case of the quantum system under discussion it is possible, when one mirror of the cavity is partially transparent. Of course, transparency of the mirror leads to a damping of the cavity field mode. Moreover, spontaneous emission introduces damping to the atomic system which spoils the quantum gate operations. Unfortunately, in the presence of damping in the system, it is not possible to get exact analytical solutions, therefore, we have to resort to some approximations. When the two decay rates κ and γ are small we can apply the perturbative methods to find the first order corrections to the dressed states energies as well as the state amplitudes.

The first order corrections to the dressed states energies lead to the following modifications

$$\tilde{\omega}_0 = \omega_0 - i\kappa_0, \quad \tilde{\omega}_{\pm} = \omega_{\pm} - i(\kappa_{\pm} + \gamma_{\pm}), \quad (28)$$

where the damping rates κ_0, κ_{\pm} , and γ_{\pm} are given by

$$\kappa_0 = \frac{\kappa}{2}, \quad \kappa_{\pm} = \frac{\kappa}{4}(1 \mp d), \quad \gamma_{\pm} = \frac{\gamma}{2}(1 \pm d), \quad (29)$$

where $d = \Delta/\Omega'$. The solution (8) for the conditional evolution of the state $|10\rangle$, according to the first order perturbation theory with respect to both κ and γ , is given, under the assumption $\Omega = g$ ($\tilde{g} = 1$), by the following formulas

$$\begin{aligned} a(t) &= \frac{1}{2} \left\{ (1 + i2\eta d) e^{-\kappa_0 t} + (1 - i2\eta d) \tilde{f}_+(t) \right. \\ &\quad \left. - [d - i\xi - i\eta(1 + d^2)] \tilde{f}_-(t) \right\} \\ b(t) &= \frac{1}{2} \left\{ -e^{-\kappa_0 t} + \tilde{f}_+(t) - (d - i\xi) \tilde{f}_-(t) \right\} \\ c(t) &= \frac{1}{\Theta} \left\{ -i\frac{\eta}{2} e^{-\kappa_0 t} + i\frac{\eta}{4}(1 + d^2) \tilde{f}_+(t) \right. \\ &\quad \left. + \left[1 - i\left(\frac{\eta}{2} - \bar{\gamma}\right) d \right] \tilde{f}_-(t) \right\}, \end{aligned} \quad (30)$$

where we have introduced the notation $\Theta = \Omega'/(2g)$, $\bar{\gamma} = \gamma/\Omega'$, $\bar{\kappa} = \kappa/\Omega'$, $\eta = \bar{\kappa}\Theta^2$, and $\xi = \bar{\gamma}/\Theta^2$. Functions

\tilde{f}_{\pm} have the form (10) except that the frequencies ω_{\pm} are replaced by $\tilde{\omega}_{\pm}$ from (28).

The solution (30) is valid as long as κ and γ are small. In fact the real smallness parameters are η and ξ , so we require that both $\eta \ll 1$ and $\xi \ll 1$. In deriving (30) we also discarded terms proportional to the product $\kappa\gamma$. On the other hand, the solution (30) is valid for any value of the detuning Δ . This means that it allows also for the resonant case of the π pulse operation, when $k = 1, l = 2$ and $\Delta_{1,2} = 0$. The resonant case is usually not recommended because of the spontaneous emission from the intermediate level. What is usually done to minimize the effect of spontaneous emission is the adiabatic elimination of the excited level. This requires large values of the detuning Δ . It is seen from (30) that when $1/\Theta = 2g/\Omega' \ll 1$, the amplitude $c(t)$ of the excited level is small. Neglecting this amplitude by setting $c(t) = 0$ is exactly what the adiabatic elimination is about.

However, when the rate of spontaneous emission is small with respect to $2g$, the approximate solution (30) should describe properly the role of spontaneous emission. This will be discussed later.

Adiabatic elimination

The standard procedure used to eliminate the influence of the excited atomic level on the gate operation is the adiabatic elimination of the excited level. It is realized by taking large detunings of the fields from the atomic transition frequencies, which makes the population of the excited state very small, and, in consequence, the state is assumed not to take part in the evolution. Assuming that $1/\Theta = 2g/\Omega' \ll 1$, which means that $\Delta/(2g) \gg 1$ and the requirements for adiabatic elimination are met, we can eliminate the state $|20\rangle$ from the evolution by putting in equations (30) $c(t) = 0$. We should also put $\gamma = 0$ ($\bar{\gamma} = 0, \xi = 0$) to get rid of the γ dependence in the other amplitudes. For large detuning we can also put $|d| = 1$. With all these substitutions we get the following solutions

$$\begin{aligned} a(t) &= \frac{1}{2} e^{-\kappa_0 t} [1 + 2i\epsilon\eta + (1 - 2i\epsilon\eta)e^{i\epsilon\omega_{<}t}] \\ &= e^{-\kappa_0 t} e^{\frac{i}{2}\epsilon\omega_{<}t} \left[\cos\left(\frac{1}{2}\omega_{<}t\right) + 2\eta \sin\left(\frac{1}{2}\omega_{<}t\right) \right] \\ b(t) &= \frac{1}{2} e^{-\kappa_0 t} (-1 + e^{i\epsilon\omega_{<}t}) \\ &= e^{-\kappa_0 t} e^{\frac{i}{2}\epsilon\omega_{<}t} \left[i\epsilon \sin\left(\frac{1}{2}\omega_{<}t\right) \right], \end{aligned} \quad (31)$$

where now $\eta = \kappa|\Delta|/(4g^2)$. From (31), one can calculate the time for the π pulse operation, which takes the form

$$t_{\pi}(\kappa) = t_{k,l} \left[1 + \frac{2}{l} \left(1 - \frac{2}{\pi} \arctan \frac{1}{2\eta} \right) \right], \quad (32)$$

and similarly for the $\pi/2$ pulse operation

$$t_{\pi/2}(\kappa) = t_{k,l} \left[1 - \frac{1}{l} \left(1 - \frac{4}{\pi} \arctan \frac{1}{1 - 2\eta} \right) \right] \quad (33)$$

For large detuning $\omega_{<} = 2g^2/|\Delta|$, $2\eta = \kappa/\omega_{<}$, and formulas (32) and (33) are consistent with corresponding formulas obtained when the adiabatic elimination is performed at the Hamiltonian level [3]. To be precise, the consistency is up to terms linear in κ , because the solutions (30), and consequently (31), were obtained in the linear approximation with respect to κ (or η), i.e., under assumption $\eta \ll 1$. As far as the linear approximation is valid one can derive simplified formulas for the relative changes of the gate operation times, which take the form

$$\begin{aligned} \frac{t_{\pi}(\kappa) - t_{k,l}}{t_{k,l}} &= \frac{8\eta}{l\pi} \\ \frac{t_{\pi/2}(\kappa) - t_{k,l}}{t_{k,l}} &= \frac{4\eta}{l\pi}. \end{aligned} \quad (34)$$

It is well known that when damping is present in the system, the periodic behavior of the system is lost, and the maxima and minima are shifted. This is exactly what we observe here. The quantum states generated in the presence of damping are no longer the ideal states (20) or (22), but if $\kappa/(2g) \ll 1$, the fidelity of the states generated can be quite high. The best choice for $t_{k,l}$ is that with the smallest possible values of l . An exam-

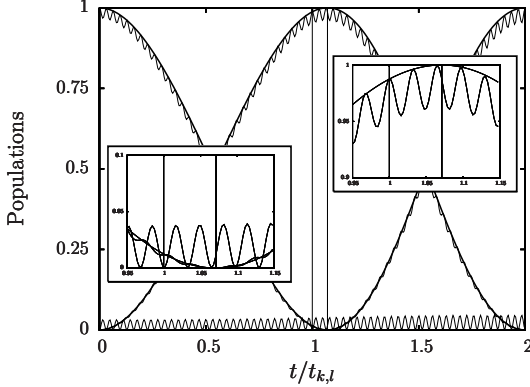


FIG. 5: Comparison of the populations obtained from eq. (30) and eq. (31) for $k = 31$, $l = 2$ and $\kappa/(2g) = 0.01$. Broad lines are populations after adiabatic elimination of the intermediate level. Vertical lines mark the times $t_{k,l}$ and $t_{\pi}(\kappa)$.

ple is shown in Fig. 5, where the π pulse operation is illustrated. After adiabatic elimination of the intermediate level the populations of the remaining levels oscillate smoothly (broad lines), and the maximum is shifted from the time $t_{k,l}$ to $t_{\pi}(\kappa)$. However, without adiabatic elimination the populations are modulated with fast oscillations, and there are fast oscillations of the population of the intermediate level seen at the bottom. With the parameters of Fig. 5 the detuning $\Delta_{31,2}/(2g) = 5.4321$.

If $g/2\pi = 16$ MHz then $\Delta_{31,2}/2\pi = 173.83$ MHz, which is quite big, but the presence of the intermediate level is still visible, and it has significant influence on the fidelity of the gate operation. For this example, we present in Table I the results, calculated according to the approximate solution (30), for the state amplitudes at different operation times. The time t_f , which we denote as the

TABLE I: Amplitudes of the quantum states for the π pulse gate at various operation times ($k = 31$, $l = 2$, $\kappa/(2g) = 0.01$)

| Time | a | b | c | Fidelity |
|-------------------|------------------|------------------|------------------|----------|
| $t_{k,l}$ | -0.0029+0.1078 i | -0.9940+0.0000 i | -0.0162-0.0098 i | 0.9880 |
| $t_{\pi}(\kappa)$ | 0.0022+0.0066 i | -0.9887-0.1012 i | 0.0372+0.1043 i | 0.9877 |
| t_f | -0.0037+0.0064 i | -0.9946-0.1015 i | -0.0162-0.0133 i | 0.9995 |

fine tuning time, is defined as time at which the closest to $t_{\pi}(\kappa)$ maximum of the population of the state $|01\rangle$ (or minimum of the population of the state $|20\rangle$) occurs. From insets in Fig. 5 it is clear that $t_f = t_{k,l} + 2T'$, and this choice improves significantly the fidelity of the operation. Similar results are obtained for the $\pi/2$ pulse operation. An example is given in Table II, where the state amplitudes are presented for $k = 31$, $l = 1$, and $\kappa/(2g) = 0.01$. In this case $\Delta_{31,1}/(2g) = 7.7784$, and it is larger than in the previous case. This example is even more interesting because the fidelity at the operation time $t_{\pi/2}(\kappa)$ coming from the adiabatic elimination is smaller than the fidelity at time $t_{k,l}$ for ideal case of periodic evolution. The fine tuning, which this time gives $t_f = t_{k,l} + 3T'$, again improves the fidelity. From Fig. 5

TABLE II: Amplitudes of the quantum states for the $\pi/2$ pulse gate at various operation times ($k = 31$, $l = 1$, $\kappa/(2g) = 0.01$)

| Time | a | b | c | Fidelity |
|---------------------|-----------------|------------------|------------------|----------|
| $t_{k,l}$ | 0.5342+0.5351 i | -0.4623+0.4632 i | -0.0045+0.0029 i | 0.9948 |
| $t_{\pi/2}(\kappa)$ | 0.4584+0.5339 i | -0.5371+0.4497 i | 0.0589-0.1034 i | 0.9858 |
| t_f | 0.4632+0.5407 i | -0.5323+0.4579 i | -0.0058+0.0029 i | 0.9999 |

it is clear that the time $t_{\pi}(\kappa)$ is different from the time $t_{k,l}$ for the ideal case. This difference suggests another possibility of fine tuning of the quantum gate operations, which consists in taking the operation time calculated from (32) as a new $t_{k,l}$ and adjust the detuning appropriately to get a maximum of the fast oscillations at the new $t_{k,l}$. Within linear approximation with respect to η it leads to the detuning

$$|\Delta_{k,l}(\kappa)| = |\Delta_{k,l}| \left[1 - \frac{4\eta}{l\pi} \sin^2 \left(\frac{l\pi}{4} \right) \right]. \quad (35)$$

By adjusting the detuning according to (35) we get the situation illustrated in Fig. 6. Now, the fidelity at time $t_{\pi}(\kappa)$ takes the value 0.9992. The fine tuning of the quantum gate operations can be performed in both ways: by

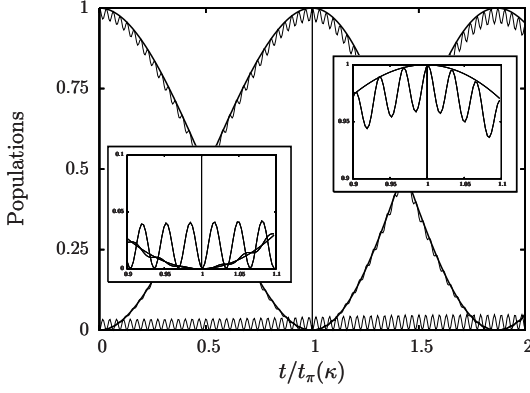


FIG. 6: Same as Fig. 5, but with $\Delta_{k,l}(\kappa)$ given by (35). Vertical line marks the $t_\pi(\kappa)$.

finding the best operation time and/or adjusting the detuning. The values $\Delta_{k,l}$ given by (17) for ideal case are good starting point.

Examples given here, show clearly that even for quite large values of detuning, the presence of the intermediate state is still visible, but the fidelity of quantum gates can be significantly enhanced when the operation time and/or the detuning are adjusted appropriately. This, however, requires knowledge of the solutions for the three-level system, and cannot be done when the adiabatic elimination of the intermediate state has already been accomplished.

Making the adiabatic elimination on the Hamiltonian level, consist in diagonalizing the 2×2 resulting Hamiltonian without resorting to perturbation theory, which leads to the following results [3]

$$\begin{aligned} a(t) &= e^{\frac{i}{2}(\epsilon\omega_{<} + i\kappa)t} \left[\cos\left(\frac{1}{2}\omega_{<}(\kappa)t\right) + \frac{\kappa}{\omega_{<}(\kappa)} \sin\left(\frac{1}{2}\omega_{<}(\kappa)t\right) \right], \\ b(t) &= e^{\frac{i}{2}(\epsilon\omega_{<} + i\kappa)t} \left[i\epsilon \frac{\omega_{<}}{\omega_{<}(\kappa)} \sin\left(\frac{1}{2}\omega_{<}(\kappa)t\right) \right], \end{aligned} \quad (36)$$

where $\omega_{<}(\kappa) = \sqrt{\omega_{<}^2 - \kappa^2}$ is the modified by κ frequency $\omega_{<}$. Since the modification is at least quadratic in κ , by keeping only the linear terms in (36), we easily reproduce formulas (31). When corrections due to κ^2 become important, the populations of the two states oscillate with the modified frequency $\omega_{<}(\kappa)$ instead of $\omega_{<}$. The gates operation times are then given by

$$\begin{aligned} t_\pi(\kappa) &= \frac{t_{k,l}}{r} \left[1 + \frac{2}{l} \left(1 - \frac{2}{\pi} \arctan \frac{r}{\sqrt{1-r^2}} \right) \right], \\ t_{\pi/2} &= \frac{t_{k,l}}{r} \left[1 - \frac{1}{l} \left(1 - \frac{4}{\pi} \arctan \frac{r}{1 - \sqrt{1-r^2}} \right) \right] \end{aligned} \quad (37)$$

where r is the ratio given by

$$r = \omega_{<}(\kappa)/\omega_{<} = \sqrt{1 - (\kappa/\omega_{<})^2}. \quad (38)$$

Since $\omega_{<} = 2g^2/|\Delta|$ decreases as $|\Delta|$ increases, the ratio r for given value of κ can significantly differ from unity. This is true for very large detunings, i.e., for large values of k . It is important, however, to have $\kappa/\omega_{<} < 1$, which puts some restrictions on the possible values of the detuning.

Small detunings and spontaneous emission

In case of small detunings adiabatic elimination of the intermediate state is not possible, but solutions (30) are valid for arbitrary detuning, that is, also for small detunings and resonant case. In order to check how close to unity can be the fidelity of the π pulse operation, we have investigated this problem for the parameters $(\Omega, g, \kappa)/2\pi = (16, 16, 0.05)$ MHz. This means that $\kappa/(2g) = 0.0015$. Of course, for nonzero cavity damping κ , we should choose the smallest possible values for l as to complete the operation in the shortest possible time. For example, for $k = 1$, $l = 2$ we get from (17) $\Delta_{k,l} = 0$ and we obtain, after time $t_{k,l}$, the state $|01\rangle$ with the fidelity different from unity by less than 10^{-6} . This is the resonant case, which is usually not recommended because of the spontaneous emission from the excited atomic state.

Similarly for the $\pi/2$ pulse operation, for $k = 1$, $l = 1$ we get $\Delta/(2g) = 0.8165$, which means that for $g/2\pi = 16$ MHz, $\Delta/2\pi = 26.128$ MHz, and for such a value of Δ we can reproduce the state (22) with the fidelity that differs from unity by less than 10^{-6} .

Choosing $k = 4$ and $l = 2$, we get the π operation with $\Delta_{k,l}/(2g) = 1.6036$ (51.314 MHz for $g/2\pi = 16$ MHz), and we have a noticeable value of detuning. For $\kappa/2\pi = 0.05$ MHz, we still get fidelity 0.99997.

If spontaneous emission is ignored, one can expect very good performance of quantum gates at small detunings. The approximate formulas (30) take into account spontaneous emission and they are valid whenever the spontaneous emission rate γ is small with respect to Ω' . We can thus use equations (30) to calculate the state amplitudes in the presence of spontaneous emission. Assuming the parameter values $(\Omega, g, \kappa, \gamma)/2\pi = (16, 16, 0.05, 1)$ MHz, we have $\kappa/(2g) = 0.0015$ and $\gamma/(2g) = 0.03$ and, for $k = 1$ and $l = 2$, get the situation illustrated in Fig. 7, where the state populations are shown. With these values of parameters the state $|01\rangle$ is generated with the fidelity still equal to 0.9989, which is quite good. For the $\pi/2$ pulse operation the situation is even better and the fidelity takes the value 0.9993. Of course, spontaneous emission deteriorates rapidly the quality of states generated at small detunings, but it is still possible to obtain remarkable fidelities.

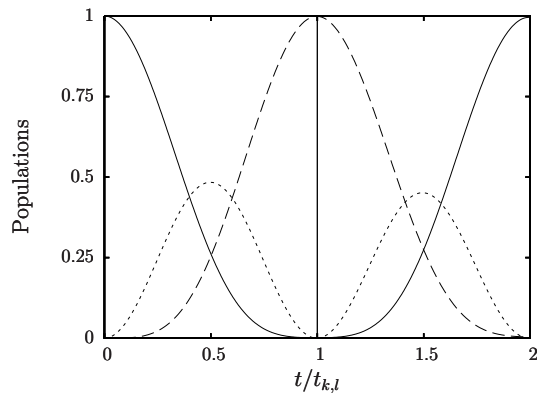


FIG. 7: Same as Fig. 3 but for $\kappa/(2g) = 0.0015$ and $\gamma/(2g) = 0.03$

NUMERICAL RESULTS

Approximate analytical results presented in previous section are valid only for sufficiently small values of κ and γ . They illustrate the idea of fine tuning of quantum gates, but looking, for example, at Fig. 6, it is clear that it should be feasible to get even better results when more precise tuning is carried out. To this end numerical calculations are necessary. The effective Hamiltonian (1) can be diagonalized numerically and we can find nonunitary evolution governed by this Hamiltonian. The numerical solution allows for adjustment of the detuning and corresponding time t_π allowing for further improvement in the fidelity. For example, for the situation illustrated in Fig. 6, numerical optimization gives the fidelity 0.9997 if we take $\Delta_{31,2}(\kappa)/(2g) = 5.2409$ instead of $\Delta_{31,2}(\kappa)/(2g) = 5.2380$ given by (35) and $\Delta_{31,2}/(2g) = 5.4321$ given by (17), which for $g/2\pi = 16$ MHz gives for the detunings $\Delta_{31,2}/2\pi$ values 167.71, 167.62, and 173.83 MHz, respectively. This example shows that for $\kappa/(2g) = 0.01$ and $\gamma = 0$ analytical formulas give quite accurate results, and precise numerical tuning does improve the results but only slightly.

The situation changes dramatically when κ and γ are not so small as to justify linear approximation made in derivation of the analytical formulas. In such a situation the only reliable solutions are numerical solutions. To visualize the role of the two damping rates in the evolution we plot in Fig. 8 the populations of the quantum states for the value of $\kappa/(2g) = 0.05$ and $\gamma = 0$. The time $t_\pi(\kappa)$ is now calculated according to (37). The amplitudes of the fast oscillation are quite big, and the π pulse operation far from being perfect. The detuning $\Delta_{31,2}$ is numerically tuned to fit the maximum of population and takes the value $\Delta_{31,2}/(2g) = 4.4491$. We find that the fidelity in this case is equal to 0.9660 and is, of course, much worse than it was for $\kappa/(2g) = 0.01$ shown in Fig. 6. In both cases the spontaneous emission is not taken into account. In Fig. 9 we present the same situation but when

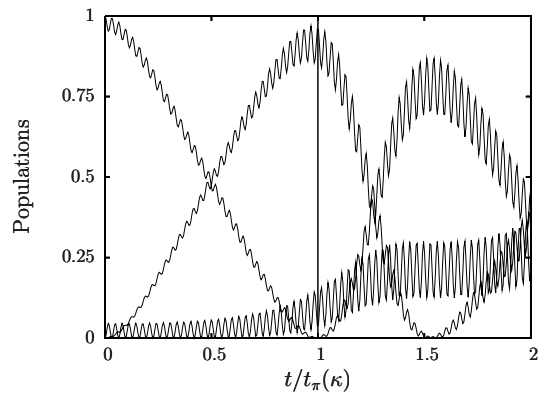


FIG. 8: Numerical solutions for the state populations for $\kappa/(2g) = 0.05$, $\gamma/(2g) = 0$ and numerically tuned $\Delta_{31,2}/(2g) = 4.4491$.

the spontaneous emission is included. We take the value

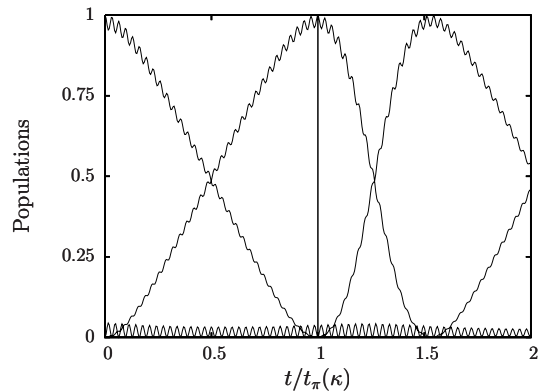


FIG. 9: Same as Fig. 8 but for $\gamma/(2g) = 0.03$

$\gamma/(2g) = 0.03$ for the spontaneous emission rate, which gives for $g/2\pi = 16$ MHz the value $\gamma/2\pi = 1$ MHz. It turns out that the presence of spontaneous emission has stabilizing effect on the evolution. The fast oscillations are damped significantly, and, surprisingly, the fidelity of the state generated becomes higher. For the parameters of Fig. 9 we find the fidelity 0.9994. The reason for such behavior can be understood from equation (29), which shows the difference between κ_\pm and γ_\pm when the detuning is large and $|d| \rightarrow 1$. The two damping rates act in a sense in opposite directions: when fast oscillations are weakly damped by κ they are strongly damped by γ , and vice versa. The effect is more pronounced for higher values of the detuning, i.e., for higher values of k . Similar effects can be observed for the $\pi/2$ pulse operation. These results show that in some situations spontaneous emission can play a positive role in quantum gates operations.

CONCLUSION

In conclusion, we have studied the effect of the population of the intermediate state on two basic operations performed via the two-photon Raman transition in the atomic Λ system. Full dynamics of the three-level system is taken into account without adiabatic elimination of the intermediate level. The dynamics studied is conditioned on no photon detection emitted by spontaneous emission and no photon detection leaking out of the cavity. We have found a discrete set of detunings leading to perfect π pulse and $\pi/2$ pulse operations. It is shown how to make useful the population oscillations for improving the quantum operation precision. In the ideal case of $\kappa = 0$ and $\gamma = 0$, the population of the intermediate state $|2\rangle$ oscillates becoming periodically zero and giving perfect operations. For non-zero, but small values of κ and γ , the fidelity can achieve values very close to unity. Approximate analytical solutions obtained in first order perturbation theory are given including both the cavity damping rate κ as well as the spontaneous emission rate γ . Numerical results show that at certain circumstances the spontaneous emission can play positive, stabilizing role and improve gate operations.

For realistic, moderate values of the detuning, the intermediate state has significant influence on the quantum gates operation, but its destructive role can be limited by the fine tuning presented here. The possibility of using small or moderate values of detunings, without reducing the operation fidelity by the nonzero population of the excited state, is also important because the operation time is a function of the detuning, and short operation times are preferred to minimize effects of dissipation.

* Electronic address: chimczak@kielich.amu.edu.pl

- [1] C. Langer, R. Ozeri, J. D. Jost, J. Chiaverini, B. DeMarco, A. Ben-Kish, R. B. Blakestad, J. Britton, D. B. Hume, W. M. Itano, et al., Phys. Rev. Lett. **95**, 060502 (2005).
- [2] T. Pellizzari, S. A. Gardiner, J. I. Cirac, and P. Zoller, Phys. Rev. Lett. **75**, 3788 (1995).
- [3] S. Bose, P. L. Knight, M. B. Plenio, and V. Vedral, Phys. Rev. Lett. **83**, 5158 (1999).
- [4] A. Beige, D. Braun, B. Tregenna, and P. L. Knight, Phys. Rev. Lett. **85**, 1762 (2000).
- [5] G. Chimczak, Phys. Rev. A **71**, 052305 (2005).
- [6] Y. L. Lim, S. D. Barrett, A. Beige, P. Kok, and L. C. Kwek, Phys. Rev. A **73**, 012304 (2006).
- [7] C.-H. Yuan and K.-D. Zhu, J. Phys. B **40**, 801 (2007).
- [8] A. S. Parkins, P. Marte, P. Zoller, and H. J. Kimble, Phys. Rev. Lett. **71**, 3095 (1993).
- [9] M. Riebe, H. Häffner, C. F. Roos, W. Hänsel, J. Benhelm, G. P. T. Lancaster, T. W. Körber, C. Becher, F. Schmidt-Kaler, D. F. V. James, et al., Nature **429**, 734 (2004).
- [10] M. D. Barrett, J. Chiaverini, T. Schaetz, J. Britton, W. M. Itano, J. D. Jost, E. Knill, C. Langer, D. Leibfried, R. Ozeri, et al., Nature **429**, 737 (2004).
- [11] J. McKeever, A. Boca, A. D. Boozer, R. Miller, J. R. Buck, A. Kuzmich, and H. J. Kimble, Science **303**, 1992 (2004).
- [12] A. D. Boozer, A. Boca, R. Miller, T. E. Northup, and H. J. Kimble, Phys. Rev. Lett. **98**, 193601 (2007).
- [13] T. Legero, T. Wilk, M. Hennrich, G. Rempe, and A. Kuhn, Phys. Rev. Lett. **93**, 070503 (2004).
- [14] M. Hijkema, B. Weber, H. P. Specht, S. C. Webster, A. Kuhn, and G. Rempe, Nature Physics **3**, 253 (2007).
- [15] J. Preskill, Proc. R. Soc. Lond. A **454**, 385 (1998).
- [16] A. M. Steane, Nature **399**, 124 (1999).
- [17] S. J. van Enk, J. I. Cirac, and P. Zoller, Phys. Rev. Lett. **78**, 4293 (1997).
- [18] J. Pachos and H. Walther, Phys. Rev. Lett. **89**, 187903 (2002).
- [19] C. Schön, K. Hammerer, M. M. Wolf, J. I. Cirac, and E. Solano, Phys. Rev. A **75**, 032311 (2007).
- [20] A. Kiraz, M. Atatüre, and A. Imamoglu, Phys. Rev. A **69**, 032305 (2004).
- [21] I. Djuric and C. P. Search, Phys. Rev. B **75**, 155307 (2007).
- [22] Z. Zhou, S.-I. Chu, and S. Han, Phys. Rev. B **66**, 054527 (2002).
- [23] M. H. S. Amin, A. Y. Smirnov, and A. M. van den Brink, Phys. Rev. B **67**, 100508(R) (2003).
- [24] C.-P. Yang, S.-I. Chu, and S. Han, Phys. Rev. A **67**, 042311 (2003).
- [25] C.-P. Yang and S. Han, Phys. Lett. A **321**, 273 (2004).
- [26] C.-P. Yang, S.-I. Chu, and S. Han, Phys. Rev. Lett. **92**, 117902 (2004).
- [27] B. Tregenna, A. Beige, and P. L. Knight, Phys. Rev. A **65**, 032305 (2002).
- [28] H. Goto and K. Ichimura, Phys. Rev. A **70**, 012305 (2004).
- [29] G. Chimczak, R. Tanaś, and A. Miranowicz, Phys. Rev. A **71**, 032316 (2005).