

Preparation of entangled states of two photons in several spatial modes

Karel Lemr and Jaromír Fiurášek

Department of Optics, Palacký University, 17. listopadu 50, 77200 Olomouc, Czech Republic

We describe a protocol capable of preparing an arbitrary state of two photons in several spatial modes using pairs of photons generated by spontaneous parametric down-conversion, linear optical elements and single-photon detectors or post-selection. The protocol involves unitary and non-unitary transformations realizable by beam splitters and phase shifters. Non-unitary transformations are implemented by attenuation filters. The protocol contains several optimization capabilities with the goal of improving overall probability of its success. We also show how entangled two-photon states required for quantum computing with linear optics can be prepared using a very simple and feasible scheme.

PACS numbers: 03.67.Bg, 42.50.Dv

I. INTRODUCTION

Quantum information processing (QIP) has demonstrated an important development in recent years [1]. The significant advances in implementing various protocols for QIP can, in the future, lead to long-distance quantum communication [2] or creation of a quantum computer [3]. Among many experimentally tested physical platforms, optical implementations appear particularly promising. Light is an ideal carrier of quantum information, as it can be transmitted over long distances through optical fibers or even in a free space. A crucial prerequisite for optical quantum information processing is the ability to generate and manipulate various highly non-classical and entangled states of light beams. Entangled states of light are necessary for instance for quantum teleportation [4, 5, 6, 7], quantum gates in quantum computing with linear optics [8, 9, 10, 11, 12], or quantum repeaters [13].

These wide potential applications motivate the effort aimed at developing and demonstrating preparation protocols for various interesting quantum states of light. Single and two-photon Fock states were conditionally prepared from two-mode squeezed vacuum by measuring the number of photons in the idler mode [14, 15, 16, 17]. Schrödinger cat-like states were generated by subtracting a single photon from pulsed or continuous squeezed beams [18, 19, 20, 21, 22]. Photon-added coherent states were produced experimentally using down-conversion seeded with a weak coherent signal and conditioning on detection of a photon in the idler mode [23]. Schemes for preparation of arbitrary single mode states via repeated addition or subtraction of single photons have been suggested [24, 25]. A universal procedure for conditional preparation of arbitrary multimode states of light with linear optics, single photons, coherent states and single-photon detectors has been developed [26].

A lot of attention has been paid to creation of two-mode N-photon entangled states, the so-called NOON states, [27, 28, 29, 30, 31, 32, 33, 34]. It was shown theoretically and demonstrated experimentally that such

states can be conditionally generated from input single-photon states by multiphoton interference in a properly tailored interferometer. In a similar way, projection onto arbitrary NOON-type state can be accomplished [35]. The N-photon entangled states can find applications not only in quantum information processing, but can be also used for ultra-precise measurements [36, 37, 38, 39, 40] or quantum lithography [41, 42, 43]. For advanced applications, multimode entangled states will be required. However, the technique used for preparation of arbitrary two-mode N-photon states [31] cannot be immediately extended to multimode case.

In this paper, we show that we can exploit experimentally accessible two-photon entangled states generated in the process of spontaneous parametric down-conversion to extend the group of states that can be prepared using only passive linear optics and single-photon detectors. We propose a feasible protocol for generation of an arbitrary quantum state of two photons in three optical spatial modes

$$|\psi_{\text{target}}\rangle = \alpha|200\rangle + \beta|020\rangle + \gamma|002\rangle + \delta|110\rangle + \epsilon|101\rangle + \eta|011\rangle, \quad (1)$$

where the numbers in each bracket denote the number of photons in the first, second and third mode, respectively. To prepare an arbitrary state (1) we use a multiphoton interferometer, which is schematically shown in Fig. 1. A two-mode two-photon state can be prepared in this way from a separable state $|110\rangle$ as the input. This approach however fails if the number of modes becomes higher. We will show that using an entangled input state permits us to create arbitrary states of the form (1). We will then generalize our procedure to conditional generation of arbitrary multi-mode entangled two-photon state. The scheme is cheap in terms of required resources because it involves only two photons and vacuum ancillae which is a great practical advantage.

The rest of the present paper is organized as follows. In Sec. II we prove that separable input two-photon state is insufficient for generation of arbitrary multimode two-photon state via interference and post-selection. In Sec. III we describe the scheme for generation of arbitrary

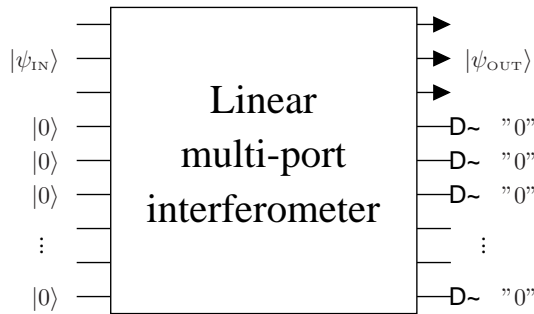


FIG. 1: General multiphoton interferometer transforming a three-mode input state $|\psi_{in}\rangle$ into $|\psi_{out}\rangle$ using only vacuum ancillae. We post-select cases when both photons are present in the first three output modes.

three-mode states (1). Results of numerical simulations of generation of various states are presented in Sec. IV. In Sec. V we generalize the state preparation procedure to arbitrary number of modes. A simple experimentally feasible scheme tailored for generation of a specific class of four-mode two-photon states, the so-called KLM states, is discussed in Sec. VI. Finally, Sec. VII contains a brief summary of the main results and conclusions.

II. MOTIVATION

First of all we prove that a separable input state is not sufficient for preparation of an arbitrary state of the form (1) by the interferometric method sketched in Fig. 1. We express the input state $|110\rangle$ as $\hat{a}_1^\dagger \hat{a}_2^\dagger |\text{vac}\rangle$, where \hat{a}_i^\dagger denotes creation operator for the i^{th} mode and $|\text{vac}\rangle$ stands for the vacuum state. General interferometer performs linear transformation that can be written as

$$\hat{a}_{i,\text{in}}^\dagger = \sum_j u_{ij} \hat{a}_{j,\text{out}}^\dagger, \quad (2)$$

where $u_{ij} \in \mathbb{C}$ are elements of a unitary matrix U . For future reference, we note that the interference of modes a and b on a beam splitter BS with amplitude transmittance t and reflectance $r = \sqrt{1-t^2}$ is governed by

$$a_{\text{out}}^\dagger = t a_{\text{in}}^\dagger + r b_{\text{in}}^\dagger, \quad b_{\text{out}}^\dagger = t b_{\text{in}}^\dagger - r a_{\text{in}}^\dagger, \quad (3)$$

and a phase shifter PS shifts the phase of a single mode according to $a_{\text{out}}^\dagger = e^{i\phi} a_{\text{in}}^\dagger$. The separable state $|110\rangle$ will be transformed as follows,

$$|110\rangle \rightarrow \left(\sum_j u_{1j} \hat{a}_{j,\text{out}}^\dagger \right) \left(\sum_k u_{2k} \hat{a}_{k,\text{out}}^\dagger \right) |\text{vac}\rangle. \quad (4)$$

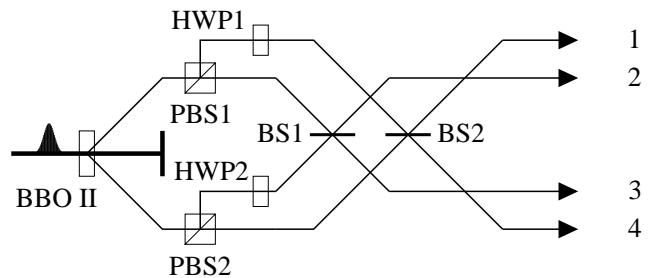


FIG. 2: Initialization phase of the protocol. Pair of photons obtained by spontaneous parametric down-conversion in a nonlinear crystal BBO is sent to polarizing beam splitters PBS1 and PBS2 which transmit horizontally polarized photons and reflect vertically polarized photons. Half wave plates HWP1 and HWP2 are inserted to modes 2 and 3 to align the polarization of all beams to vertical. The photons then interfere on two ordinary balanced beam splitters BS1 and BS2.

Conditional projection of all output ancillae onto vacuum then gives

$$|110\rangle \rightarrow \left(\sum_{j=1}^3 u_{1j} \hat{a}_{j,\text{out}}^\dagger \right) \left(\sum_{k=1}^3 u_{2k} \hat{a}_{k,\text{out}}^\dagger \right) |\text{vac}\rangle. \quad (5)$$

It is easy to verify that the class of achievable target states (5) is limited. For example it can be shown that the state

$$|110\rangle + |101\rangle + |011\rangle = (a^\dagger b^\dagger + a^\dagger c^\dagger + b^\dagger c^\dagger) |\text{vac}\rangle \quad (6)$$

cannot be expressed in the factorized form (5) and is therefore not obtainable from separable state like $|110\rangle$ by multiphoton interference using only vacuum ancillae. Addition of single photon ancillae would make the preparation possible, but also experimentally more difficult [44].

Even with one fixed entangled state as the input, one can not prepare arbitrary state (1) using only deterministic unitary transformations. To prove this, let us consider two photons in n optical modes. Such quantum state is then determined by

$$2R_2^n - 2 = n^2 + n - 2 \quad (7)$$

real parameters where $R_k^n = \binom{n+k-1}{k}$ denotes the number of combinations with repetitions of n elements in k classes. The term -2 corrects the number of parameters due to normalization and irrelevant overall phase of the state. On the other hand, n -dimensional special unitary transformation represented by $n \times n$ complex matrix contains

$$2n^2 - n - 2C_2^n - 1 = n^2 - 1 \quad (8)$$

real parameters, where $C_k^n = \binom{n}{k}$ denotes the number of combinations without repetitions of n elements in k

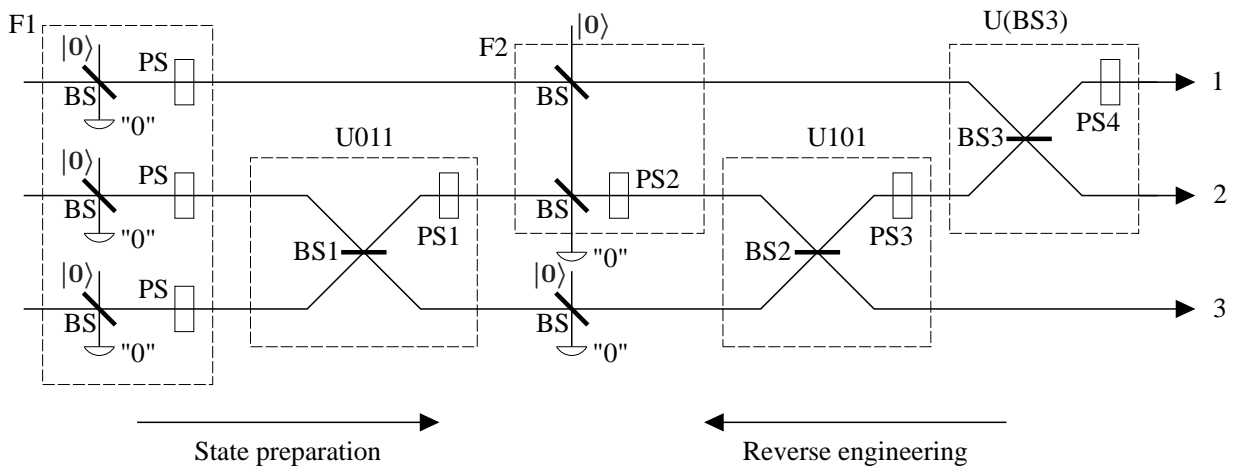


FIG. 3: Preparation phase. The linear interferometer involves three unitary operations U_{011} , U_{101} and $U(\text{BS}3)$ composed of beam splitters BS_j and phase shifters PS_k . The preparation also requires two attenuation filters $F1$ and $F2$ which are implemented using unbalanced beam splitters and vacuum ancillae. Successful filtration can be verified by monitoring the output ancilla modes with single-photon detectors. In the design of the scheme we imagine reverse propagation of the state backwards from the output to the input.

classes. The factor $-n$ in Eq. (8) accounts for the reduction of the number of free parameters due to normalization condition of each row of the matrix. The term $-2C_2^n$ represents correction due to condition of orthogonality of rows and the factor -1 occurs since the determinant of a matrix belonging to the $\text{SU}(n)$ group is fixed and equal to 1. It is evident that for any $n > 1$ the number of parameters specifying the quantum state is larger than the number of degrees of freedom allowed by unitary transformation. This results in the need of probabilistic non-unitary filtering operations in a fully general preparation scheme.

III. PREPARATION SCHEME

Here we show that by exploiting the two-photon entangled states generated by spontaneous parametric down-conversion as a resource, we can conditionally generate arbitrary state of the form (1) with only linear optics. The protocol can be divided in two phases: initialization phase and preparation phase. We begin by describing the first one.

A. Initialization phase

We use spontaneous parametric down-conversion to prepare an entangled pair of photons (see Fig. 2). The initial state of these photons can be written as

$$|\psi\rangle = \frac{1}{\sqrt{2}}(|HV\rangle + |VH\rangle), \quad (9)$$

where H and V denote state of single photon polarized horizontally or vertically, respectively. Using two polariz-

ing beam splitters that reflect vertical and transmit horizontal polarization we are able to obtain the four-mode state

$$|\psi\rangle = \frac{1}{\sqrt{2}}(|1001\rangle + |0110\rangle), \quad (10)$$

where the Fock state basis is used. Four numbers in each bracket denote the number of photons found in spatial modes 1 through 4, respectively. Half-wave plates HWP1 and HWP2 unify polarization states in all four modes. Then the Hong-Ou-Mandel interference [45] takes place on balanced beam splitters $\text{BS}1$ and $\text{BS}2$ and the state of the photons changes to

$$|\psi\rangle = \frac{1}{2}(|2000\rangle + |0200\rangle + |0020\rangle + |0002\rangle). \quad (11)$$

If we want to generate a three-mode state, then we simply omit the last mode. Since in our protocol we post-select cases when two photons are present at the output of the preparation device, we can assume the effective initial two-photon state in the form

$$|\psi\rangle = \frac{1}{\sqrt{3}}(|200\rangle + |020\rangle + |002\rangle), \quad (12)$$

which will be used in the second phase of the protocol.

B. Preparation phase

In order to prepare an arbitrary state (1) the state (12) is fed into a multiport linear interferometer schematically illustrated in Fig. 3. The device is composed of passive linear optical elements such as beam splitters and phase

shifters and involves filters F1 and F2 where the signal beams are attenuated by mixing them with auxiliary vacuum beams on beam splitters. The filtering operation is successful if the photons do not leak into the output auxiliary ports. This can be, in principle, verified by means of single-photon detectors placed on the auxiliary outputs, as shown in Fig. 3. However, such verification would require perfect detectors with unit efficiency. Instead, we can utilize a simpler verification strategy relying on postselection. To prove that the scheme is working, one can set detectors on every output mode and look for double coincidences which herald successful preparation of the state. Quantum state tomography [46] could be used to completely characterize the generated state. In this case the target state is destroyed by the measurement. If the prepared state serves as an input for another scheme, one can post-select successful preparations at the output of such scheme.

The parameters of the interferometer elements can be determined by “reverse engineering” of the target state. We let the target state propagate through the scheme in reverse and we successively get rid of all terms but the terms that are present in the state (12). The reversal is easily done for beam splitters (BS1, BS2 and BS3) and phase shifters (PS1, PS2 and PS3) because they are represented by unitary transformations. Filters F1 and F2 are also (probabilistically) reversible. Once the reverse procedure finds correct parameters for all elements, the scheme is designed to generate the target state (1) from the state (12).

In the Heisenberg picture, passive linear transformations can be described as linear unitary transformations of the creation operators, c.f. Eq. (2). Every three-mode transformation can be decomposed into a sequence of two-mode and single-mode transformations corresponding to beam splitters and phase shifters [47]. A fully general interferometric scheme can thus be constructed from these basic building blocks. Such a device would provide a large number of degrees of freedom that can be exploited to optimize the success probability of the state preparation but at the same time its experimental realization would be quite difficult. We have therefore chosen some sort of compromise. Our scheme includes all necessary elements needed for the preparation of arbitrary state (1) and one additional beam splitter BS3 and phase shifter PS4 as optional optimization elements. These components can be removed and our scheme thus simplified at the expense of a reduced probability of successful state preparation.

In what follows we imagine that the state propagates backwards through the scheme from the right to the left. We successively eliminate all terms where two photons are present in two different spatial modes and end up with the state (12) as a result. First of all we get rid of the cross term $|101\rangle$ with complex amplitude ϵ by destructive interference. To this end, we employ a unitary transformation U101 represented by a beam splitter BS2 with amplitude transmittance τ_2 accompanied by phase

shifter PS3 imposing phase shift ϕ_3 . By a simple calculation, one finds that setting $\phi_3 = -\arg \delta + \arg \epsilon$ and $\tau_2 = \frac{u}{\sqrt{1+u^2}}$, where $u = \left| \frac{\epsilon}{\delta} \right|$, the state $|101\rangle$ is completely eliminated by destructive interference.

The success rate of the protocol can be increased by the optimization beam splitter BS3 mixing modes 1 and 2. Amplitude transmissivity τ_3 of BS3 should be chosen such that in the reverse propagation after transformation U101 the amplitude of the state $|110\rangle$ is minimized. The optimal value of τ_3 can be found numerically by a simple computer algorithm that maximizes the overall probability of success of the protocol. The reverse propagated state impinging on the filter F2 from the right can be written as

$$|\psi'\rangle = \alpha'|200\rangle + \beta'|020\rangle + \gamma'|002\rangle + \delta'|110\rangle + \eta'|011\rangle. \quad (13)$$

If the term $|110\rangle$ is not completely eliminated and $\delta' \neq 0$ we are forced to employ a filter F2 in modes 1 and 2. Let \hat{a}^\dagger and \hat{b}^\dagger denote the creation operators for modes 1 and 2, respectively. The filtration by F2 can be expressed as

$$\begin{pmatrix} \hat{a}_{\text{out}}^\dagger \\ \hat{b}_{\text{out}}^\dagger \end{pmatrix} = \begin{pmatrix} q_2 & -\frac{\delta' q_2}{\alpha' \sqrt{2}} \\ 0 & q_2 \end{pmatrix} \begin{pmatrix} \hat{a}_{\text{in}}^\dagger \\ \hat{b}_{\text{in}}^\dagger \end{pmatrix}, \quad (14)$$

where q_2 is set so that the matrix can make part of a bigger unitary transformation on three modes. Without loss of any generality we can assume that δ'/α' is real and positive because the phase shift between the two amplitudes is compensated by the phase shifter PS2 if we set $\phi_2 = \arg \alpha - \arg \epsilon$. The amplitude transmittance of the beam splitters forming the filter F2 is equal to q_2 . The correct mixing of modes is achieved if the product of the amplitude reflectances $1 - q_2^2$ of the two beam splitters is equal to $-\delta' q_2 / \sqrt{2} \alpha'$. This yields a quadratic equation for q_2 whose solution reads

$$q_2 = \frac{1}{2} \left[\frac{\delta'}{\sqrt{2} \alpha'} - \sqrt{\left(\frac{\delta'}{\sqrt{2} \alpha'} \right)^2 + 4} \right]. \quad (15)$$

The filtering requires an ancilla vacuum mode and the transformation (14) is effectively implemented if no photon leaks into the output ancilla. Note that Eq. (14) does not preserve canonical commutation relations because the operator of ancilla mode is omitted. This simplified mathematical description of the filter is nevertheless correct for our purposes.

After filter F2 the state simplifies to

$$|\psi''\rangle = \alpha''|200\rangle + \beta''|020\rangle + \gamma''|002\rangle + \eta''|011\rangle. \quad (16)$$

To ensure correct state preparation, one has to compensate filtering of modes 1 and 2 by additional attenuation of the third mode by a beam splitter with amplitude transmissivity q_2 . The probability of success P_{F2} of the filter F2 can be lower bounded as follows. The successful filtration during the state preparation procedure can

be described by the transformation $|\psi'\rangle = M|\psi''\rangle$, where the non-unitary operator M depends on q_2 . We have $P_{F2} = \langle\psi''|M^\dagger M|\psi''\rangle/\langle\psi''|\psi''\rangle$ from which we obtain the inequality $P_{F2} \geq m_{\min}$ where m_{\min} is the lowest eigenvalue of the matrix $M^\dagger M$. A straightforward calculation yields

$$m_{\min} = \frac{1}{2}[q_2^4 + (1 - q_2^2 + q_2^4)^2] - \frac{1}{2}(1 - q_2^2)^2 \sqrt{1 + 6q_2^4 + q_2^8}. \quad (17)$$

It can be shown that m_{\min} is a monotonically increasing function of q_2 which suggests that in order to maximize the success rate of the protocol we should maximize q_2 . It follows from Eq. (15) that q_2^2 monotonically decreases as the ratio δ'/α' increases. It is therefore desirable to minimize δ' and maximize α' which is precisely the purpose of the beam splitter BS3. Let us now derive a lower bound on q_2^2 . The maximum of absolute values of the amplitudes specifying the state (1) is greater or equal to $1/\sqrt{6}$. If the maximum amplitude corresponds to one of the states with two photons in a single mode then by simple relabeling of the modes we get $\alpha' \geq 1/\sqrt{6}$. If this amplitude corresponds to mode with two photons in two different modes, say $|110\rangle$ after possible re-labeling, then we may use balanced beam splitter BS3 together with proper phase shifts to reach amplitude $\alpha' \geq 1/\sqrt{12}$. Since the unitary operations $U(\text{BS3})$ and $U101$ are deterministic, the state (13) is normalized and $|\alpha'|^2 + |\delta'|^2 \leq 1$ which implies $|\delta'| \leq \sqrt{\frac{11}{12}}$. Taking everything together, we find that $|\delta'/\alpha'| \leq \sqrt{11}$ can always be satisfied so that $q_2^2 \geq (15 - \sqrt{209})/4 \approx 0.136$ holds. If we plug in this lower bound into Eq. (17) we finally get $P_{F2} \geq 0.52\%$.

In the next step of the protocol, the term $\eta''|011\rangle$ in the state (16) is removed by a destructive interference between second and third modes. This is accomplished by a unitary transformation $U011$ which consists of a phase shifter PS1 imposing phase shift ϕ_1 on the second mode and a beam splitter BS1 with transmittance $\tau_1 = \cos\vartheta$ mixing the second and third mode. The term $\eta''|011\rangle$ is eliminated provided that

$$\begin{aligned} \tan\phi &= \frac{\text{Im}[(\gamma'' - \beta'')/\eta'']}{\text{Re}[(\gamma'' + \beta'')/\eta'']}, \\ \tan(2\vartheta) &= \frac{\sqrt{2}\eta''}{e^{-i\phi}\gamma'' - e^{i\phi}\beta''}, \end{aligned} \quad (18)$$

After the whole procedure we obtain the state

$$|\psi'''\rangle = \alpha'''|200\rangle + \beta'''|020\rangle + \gamma'''|002\rangle, \quad (19)$$

which can be transformed by filters F1 into the state (12). We denote by P_{F1} the overall success probability of filters F1. In order to obtain the state (19) from the initial state (12) we in fact need to apply attenuation filters to only two modes. With probability $\frac{1}{3}$ the two

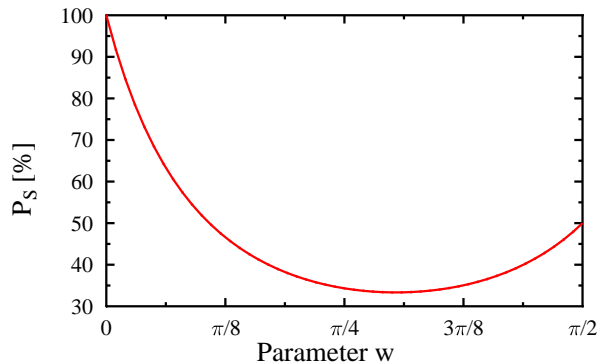


FIG. 4: Success probability P_S of the protocol for states (21) is plotted as a function of the parameter $w \in [0; \frac{\pi}{2}]$ which specifies the “difference” of the target state from the initial state (12).

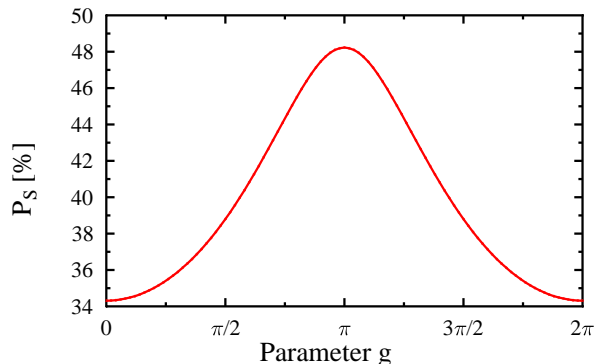


FIG. 5: Success probability P_S of the protocol for states (22) is plotted as a function of the phase shift $g \in [0, 2\pi]$.

photons are present in a mode which is not attenuated by F1 and, consequently, it holds that $P_{F1} \geq \frac{1}{3}$.

Parameters of all components are now determined. By proper inversion of the filters we obtain configuration which prepares the target state (1) from the state (12). The total success probability for the whole protocol is defined as

$$P_S = \langle\psi_{\text{OUT}}|\psi_{\text{OUT}}\rangle, \quad (20)$$

where $|\psi_{\text{OUT}}\rangle$ is un-normalized output state obtained from the normalized input state (12). It holds that $P_S = P_{F1}P_{F2} \geq 0.17\%$.

IV. NUMERICAL SIMULATIONS

To verify the functionality of our protocol, we have performed extensive numerical simulations of preparation of various states. An example of the results is given in Fig. 4 which displays the probability of successful preparation

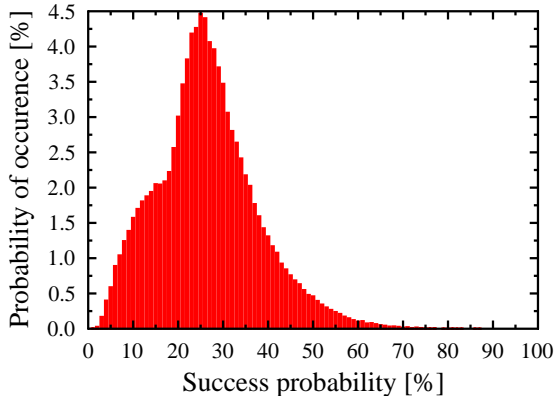


FIG. 6: Success probability histogram. For a given randomly generated set of 10^5 states, the minimum success probability of the scheme reads 0.69%. The average success probability is around 26.0%.

for target states

$$|\psi_1\rangle \propto \cos w (|200\rangle + |020\rangle + |002\rangle) + \sin w (|110\rangle + |101\rangle + |011\rangle), \quad (21)$$

where $w \in [0, \frac{\pi}{2}]$. We can see that as w increases the target state is “shifting off” the state (12) which is the product of the initialization phase. Even though the probability decreases, it is still well above 30%. It can be shown that for this particular class of states the best performance of the protocol is obtained by using a balanced optimizing beam splitter BS3. This probability P_S is however very sensitive to exact splitting ratio of the beam splitter when $w \approx 0.3\pi$. It this case it is therefore more convenient for the experimental realization to use an unbalanced beam splitter with splitting ratio that corresponds to another local maximum of the success probability. Even though this choice gives a slightly lower success probability, it makes the scheme more robust and tolerant to imprecision in the splitting ratio.

In another numerical simulation we have studied preparation probability P_S for a more asymmetric single-parametric class of states

$$|\psi_2\rangle \propto |200\rangle + |101\rangle + |002\rangle + e^{gi}(|110\rangle + |020\rangle + |011\rangle), \quad (22)$$

where $g \in [0, 2\pi]$. The result (see Fig. 5) shows a symmetric Gauss-like function realising maximum of 48% at $g = \pi$ and asymptotically approaching minimum of 34% for $g = 0, 2\pi$.

Finally, we present in Fig. 6 a histogram of the success probability P_S of the preparation protocol. This histogram was obtained by evaluating P_S for 10^5 randomly generated states. We can see that most of the states can be prepared with probability larger than 15%. However,

there is a small class of states that are hard to generate. The lowest success probability obtained by the numerical calculations reads 0.69% which qualitatively agrees with the lower bound 0.17% derived in the preceding section.

V. GENERALIZATION TO AN ARBITRARY NUMBER OF MODES

So far we have explained how linear optics can be used to prepare an arbitrary state of two photons in three spatial modes. We now generalize our procedure to an arbitrary number of modes. Figure 7 schematically depicts the scheme for preparation of an arbitrary two-photon state of the form

$$|\psi_{\text{target}}\rangle = \sum_{j=1}^N \alpha_j |2_j\rangle + \sum_{j,k=1, j \neq k}^N \beta_{jk} |1_j 1_k\rangle. \quad (23)$$

Here N denotes the number of modes, $|2_j\rangle$ represents state with two photons in j th mode and vacuum in all other modes and $|1_j 1_k\rangle$ indicates state with one photon in modes j and k and no photons in the other modes.

We begin by employing non-degenerate spontaneous parametric down-conversion to produce correlated state of two photons in $d = N/2$ pairs of modes ja and jb ,

$$|\psi_{\text{SPDC}}\rangle = \frac{1}{\sqrt{d}} \sum_{j=1}^d |1_{ja}\rangle |1_{jb}\rangle. \quad (24)$$

The modes ja and jb can be for instance different directions on the cone of the emission from the crystal [48]. Alternatively, one can pump the non-linear crystal with a sequence of d ultra-short pulses and then the modes ja and jb correspond to j th time-bin [49]. Yet another option is to simultaneously pump d nonlinear crystals. After down-conversion, the pairs of modes ja and jb are combined on d balanced beam splitters and the Hong-Ou-Mandel interference produces the state

$$|\psi_{\text{in}}\rangle = \frac{1}{\sqrt{N}} \sum_{j=1}^N |2_j\rangle. \quad (25)$$

In the second part of the protocol, the N -mode two-photon state (25) is injected into the interferometer shown in Fig. 7. The parameters of the interferometer can be again determined by reverse engineering where we let the target state propagate backwards through the scheme and at each step we eliminate certain component of the state by destructive interference. In this way we finally obtain the state (25). We now describe the cycles of the protocol in more detail. In the first cycle, we get rid of all states with exactly one photon in the last mode. First we apply unitary transformation to the first and second mode. This transformation is equivalent to the transformation U101 from Fig. 3 and eliminates the term $|100\dots 001\rangle$. Next the second unitary transformation

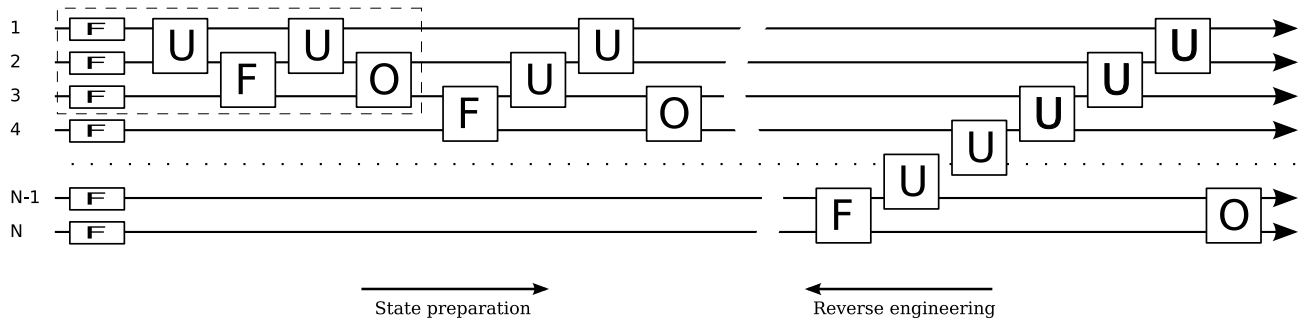


FIG. 7: Scheme for preparation of generic N -mode two-photon state. As explained in the text, the scheme works in cycles. The scheme is composed of unitary transformations U that consist of a beam splitter and two phase shifters before and after the beam splitter, filters F equivalent to filter $F2$ from the scheme in Fig. 3, and the optimizing beam splitters O .

acting on the second and third mode eliminates the term $|010\dots001\rangle$. We continue in this fashion with only one exception. We do not use unitary transformation to mix the $(N-1)$ th and N th mode. Instead, we need to use a filter F similar to the filter $F2$ shown in Fig. 3, accompanied by attenuation of the first $N-2$ modes (not shown in the figure). This filter removes the term $|00\dots11\rangle$. At this stage, all terms with exactly one photon in the last (N th) mode are eliminated and there is either zero or two photons in the last mode. For subsequent considerations it can be therefore neglected and we have effectively reduced the N -mode problem to $(N-1)$ -mode problem.

In the second cycle we apply the same strategy to eliminate all cross terms with one photon in the mode $N-1$. Repeating this procedure $N-3$ times we finally get back to the three-mode situation which we have already solved. The success probability of the protocol can be improved by employing optimizing beam splitters before each cycle. These beam splitters play the same role as $BS3$ in Fig. 3 and they should combine the modes where the filter will be applied in a given cycle. The number of required two-mode operations that have to be implemented scales as $\frac{1}{2}N(N-1)$ with N being the number of modes.

VI. PREPARATION OF TWO-PHOTON KLM STATES

The general scheme presented in the previous section can prepare any two-photon quantum state in an arbitrary number of modes. The experimental difficulty however increases considerably as the number of modes grows. If one is interested in preparation of specific class of quantum states then one could attempt to design a less general but simpler and experimentally more feasible scheme for this purpose. As an example of an important specific class of states we consider here the so-called two-photon four-mode KLM states,

$$|\psi_{\text{KLM}}\rangle = \alpha|1100\rangle + \beta|0110\rangle + \alpha|0011\rangle. \quad (26)$$

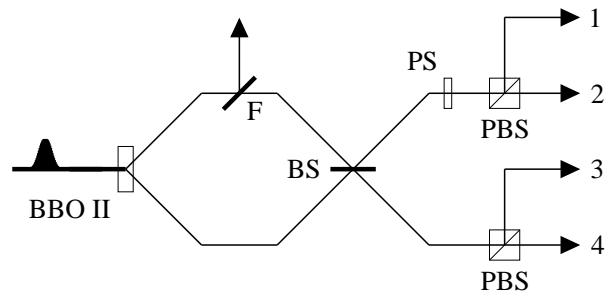


FIG. 8: Scheme for preparation of the two-photon four-mode KLM states.

These states were introduced by Knill, Laflamme, and Milburn in the context of quantum computing with linear optics [50]. They can be used for teleportation-based implementation of quantum gates and the teleportation fidelity can be optimized by appropriate tuning of α/β ratio [51]. In view of these applications it is clearly important to be able to prepare such states in the simplest possible way.

The scheme for preparation of the two-photon KLM states is shown in Fig. 8. A strong coherent laser beam pumps nonlinear crystal BBO cut for Type-II phase matching where a maximally entangled two-photon triplet state $|\psi\rangle = \frac{1}{\sqrt{2}}(|H_1V_2\rangle + |V_1H_2\rangle)$ is generated in the process of spontaneous parametric down-conversion (indexes 1 and 2 denote the spatial modes). The first spatial mode is then subjected to polarization sensitive filtering using a beam splitter F which entirely transmits vertical polarization and has amplitude transmissivity τ for horizontal polarization. In practice, such filtering can be accomplished, e.g., by means of tilted glass plates [52]. The two spatial modes are then combined on an ordinary (polarization insensitive) unbalanced beam splitter BS . We parametrize the transmittance t and reflectance r of BS by an angle ϑ and we have $t = \cos\vartheta$ and $r = \sin\vartheta$.

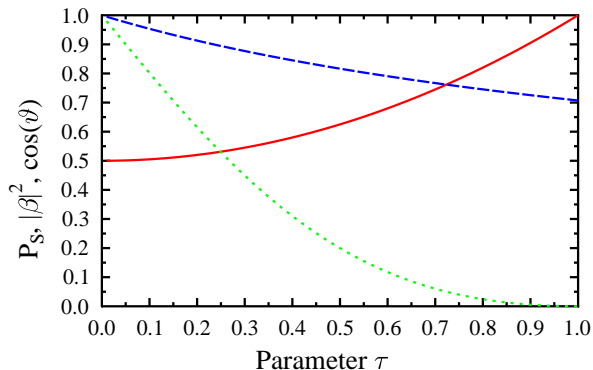


FIG. 9: The success probability of the protocol (full line), the probability of finding the state $|0110\rangle$ in the KLM state (dotted line) and the amplitude transmissivity of the beam splitter BS (dashed line) are plotted as functions of the parameter τ .

In order to generate the desired state (26) we have to set

$$\vartheta = \arctan \sqrt{\tau}. \quad (27)$$

The polarization sensitive phase shifter PS adds a phase shift of π to the vertically polarized photon in the first output spatial mode. As a result of this entire procedure we obtain the state

$$|\psi\rangle = \alpha|H_1V_1\rangle + \beta|H_1V_2\rangle + \alpha|H_2V_2\rangle, \quad (28)$$

which can easily be split by two polarizing beam splitters to obtain the state (26) with parameters

$$\alpha = \sqrt{\frac{\tau}{1+\tau^2}}, \quad \beta = \frac{1-\tau}{\sqrt{1+\tau^2}}.$$

Since the scheme contains a filter F the state is prepared only probabilistically and the success probability is equal

to $P_S = \frac{1}{2}(1 + \tau^2)$. Figure 9 illustrates the trade-off between success probability of the whole protocol and the probability $|\beta|^2$ of finding $|0110\rangle$ in the generated state. The teleportation protocol proposed by KLM requires the state (26) with $\alpha = \beta$ and for this case we find $P_S = 0.57$.

VII. CONCLUSIONS

In this paper we have demonstrated how entangled pairs of photons generated in the process of spontaneous parametric down-conversion can be used for preparation of an arbitrary multimode two-photon state. This preparation requires only linear optical elements (beam splitters, wave plates, phase shifters) whose parameters can be determined analytically by reverse engineering procedure whereby the target state is propagated backwards through the scheme. We have also suggested a simple and experimentally feasible setup specifically tailored for preparation of two-photon KLM states which are crucial for linear optics quantum computing. The proposed schemes rely only on existing and well mastered experimental techniques and can be therefore implemented with current technology. Our findings thus pave the way towards generation of complex multimode entangled states of light required for advanced quantum information processing, ultraprecise measurements or quantum lithography.

Acknowledgments

This research was supported by the Ministry of Education of the Czech Republic under the project Centre of Modern Optics (LC06007).

-
- [1] G. Alber, T. Beth, and M. Horodecki, *Quantum Information* (Springer, Berlin, 2001).
 - [2] D. Boumeester, A. Ekert, and A. Zeilinger, *The Physics of Quantum Information* (Springer, Berlin, 2000).
 - [3] M. Nielsen and I. Chuang, *Quantum Computation and Quantum Information* (Cambridge University Press, Cambridge, 2002).
 - [4] C. Bennett, G. Brassard, C. Crépeau, R. Jozsa, A. Peres, and W. Wothers, *Phys. Rev. Lett.* **70**, 1895 (1993).
 - [5] D. Boumeester, J. Pan, K. Mattle, M. Eibl, H. Weinfurter, and A. Zeilinger, *Nature (London)* **390**, 575 (1997).
 - [6] S. Braunstein and H. Kimble, *Phys. Rev. Lett.* **80**, 869 (1998).
 - [7] A. Furusawa, J. Sorensen, S. Braunstein, C. Fuchs, H. Kimble, and E.S. Polzik, *Science* **282**, 706 (1998).
 - [8] T. Pittman, B. Jacobs, and J. Franson, *Phys. Rev. A* **71**, 032307 (2005).
 - [9] N. Kiesel, C. Schmid, U. Weber, R. Ursin, and H. Weinfurter, arXiv:quant-ph/0506269v1.
 - [10] S. Gasparoni, J. Pan, P. Walther, T. Rudolph, and A. Zeilinger, *Phys. Rev. Lett.* **93**, 020504 (2004).
 - [11] J. O'Brien, G. Pryde, A. White, T. Ralph, and D. Branning, *Nature (London)* **426**, 264 (2003).
 - [12] T. Pittman, B. Jacobs, and J. Franson, *Phys. Rev. A* **64**, 062311 (2001).
 - [13] H.-J. Briegel, W. Dür, J. I. Cirac, and P. Zoller, *Phys. Rev. Lett.* **81**, 5932 (1998).
 - [14] A. I. Lvovsky, H. Hansen, T. Aichele, O. Benson, J. Mlynek, and S. Schiller, *Phys. Rev. Lett.* **87**, 050402 (2001).
 - [15] A. Zavatta, S. Viciani, and M. Bellini, *Phys. Rev. A* **70**, 053821 (2004).
 - [16] A. Ourjoumtsev, R. Tualle-Brouri, and P. Grangier, *Phys. Rev. Lett.* **96**, 213601 (2006).
 - [17] A. E. B. Nielsen and K. Molmer, *Phys. Rev. A* **75**, 043801

- (2007).
- [18] M. Dakna, T. Anhut, T. Opatrný, L. Knöll, and D.-G. Welsch, *Phys. Rev. A* **55**, 3184 (1997).
- [19] A. Ourjoumtsev, R. Tualle-Brouri, J. Laurat, and P. Grangier, *Science* **312**, 83 (2006).
- [20] J. S. Neergaard-Nielsen, B. M. Nielsen, C. Hettich, K. Molmer, and E. S. Polzik, *Phys. Rev. Lett.* **97**, 083604 (2006).
- [21] K. Wakui, H. Takahashi, A. Furusawa, and M. Sasaki, *Opt. Express* **15**, 3568 (2007).
- [22] A. Ourjoumtsev, H. Jeong, R. Tualle-Brouri, and P. Grangier, *Nature* **448**, 784 (2007).
- [23] A. Zavatta, S. Viciani, and M. Bellini, *Science* **306**, 660 (2004).
- [24] M. Dakna, J. Clausen, L. Knöll, and D.-G. Welsch, *Phys. Rev. A* **59**, 1658 (1999).
- [25] J. Fiurášek, R. García-Patrón, and N. J. Cerf, *Phys. Rev. A* **72**, 033822 (2005).
- [26] J. Fiurášek, S. Massar, and N. J. Cerf, *Phys. Rev. A* **68**, 042325 (2003).
- [27] H. Lee, P. Kok, N.J. Cerf, and J. Dowling, *Phys. Rev. A* **65**, 030101 (2002).
- [28] J. Fiurášek, *Phys. Rev. A* **65**, 053818 (2002).
- [29] P. Kok, H. Lee, and J. Dowling, *Phys. Rev. A* **65**, 052104 (2002).
- [30] H. Hofmann, *Phys. Rev. A* **70**, 023812 (2004).
- [31] M. Mitchell, J. Lundeen, and A. Steinberg, *Nature* **429**, 161 (2004).
- [32] A. E. B. Nielsen and K. Mølmer, *Phys. Rev. A* **75**, 063803 (2007).
- [33] H. Cable and J. P. Dowling, arXiv:0704.0678v1.
- [34] K. Kapale and J. Dowling, arXiv:quant-ph/0612196v1.
- [35] F. W. Sun, Z. Y. Ou, and G. C. Guo, *Phys. Rev. A* **73**, 023808 (2006).
- [36] B. Yurke, *Phys. Rev. Lett.* **56**, 1515 (1986).
- [37] M. Hillery and L. Mlodinow, *Phys. Rev. A* **48**, 1548 (1993).
- [38] C. Brif and A. Mann, *Phys. Rev. A* **54**, 4505 (1996).
- [39] J. Dowling, *Phys. Rev. A* **57**, 4736 (1998).
- [40] K. J. Resch, K. L. Pagnell, R. Prevedel, A. Gilchrist, G. J. Pryde, J. L. O'Brien, and A. G. White, *Phys. Rev. Lett.* **98**, 223601 (2007).
- [41] A. Boto, P. Kok, D. Abrams, S. Braunstein, C. Williams, and J. Dowling, *Phys. Rev. Lett.* **85**, 2733 (2000).
- [42] G. Bjork, L. Sanchez-Soto, and J. Soderholm, *Phys. Rev. Lett.* **86**, 4516 (2000).
- [43] M. D'Angelo, M. Chekhova, and Y. Shih, *Phys. Rev. Lett.* **87**, 013602 (2001).
- [44] N. VanMeter, P. Lougovski, D. Uskov, K. Kieling, J. Eisert, and J. Dowling, arXiv:quant-ph/0612154v1.
- [45] C. Hong, Z. Ou, and L. Mandel, *Phys. Rev. Lett.* **58**, 2044 (1987).
- [46] M.G.A. Paris and J. Řeháček, *Quantum State Estimation* (Springer, Berlin, 2004).
- [47] M. Reck, A. Zeilinger, H. J. Bernstein and P. Bertani, *Phys. Rev. Lett.* **73**, 58 (1994).
- [48] C. Cinelli, M. Barbieri, R. Perris, P. Mataloni, and F. D. Martini, *Phys. Rev. Lett.* **95**, 240405 (2005).
- [49] D. Stucki, H. Zbinden, and N. Gisin, *J. Mod. Opt.* **52**, 2637 (2005).
- [50] E. Knill, R. Laflamme, and G. Milburn, *Nature (London)* **409**, 46 (2001).
- [51] J. Franson, M. Donegan, M. Fitch, B. Jacobs, and T. Pittman, *Phys. Rev. Lett.* **89**, 137901 (2002).
- [52] A. Černoč, L. Bartušková, J. Soubusta, M. Ježek, J. Fiurášek, and M. Dušek, *Phys. Rev. A* **74**, 042327 (2006).