

Bulk viscosity in 2SC and CFL quark matter

Mark G. Alford and Andreas Schmitt

Department of Physics, Washington University St Louis, MO, 63130, USA

Abstract. The bulk viscosities of two color-superconducting phases, the color-flavor locked (CFL) phase and the 2SC phase, are computed and compared to the result for unpaired quark matter. In the case of the CFL phase, processes involving kaons and the superfluid mode give the largest contribution to the bulk viscosity since all fermionic modes are gapped. In the case of the 2SC phase, ungapped fermionic modes are present and the process $u + d \leftrightarrow u + s$ provides the dominant contribution. In both cases, the bulk viscosity can become larger than that of the unpaired phase for sufficiently large temperatures ($T \gtrsim 1$ MeV for CFL, $T \gtrsim 0.1$ MeV for 2SC). Bulk viscosity (as well as shear viscosity) is important for the damping of r -modes in compact stars and thus can potentially be used as an indirect signal for the presence or absence of color-superconducting quark matter.

Keywords: Color superconductivity, bulk viscosity

PACS: 12.38.Mh, 24.85.+p, 26.60.+c

Color superconductivity in compact stars. – Matter at sufficiently large densities and low temperatures is a color superconductor, which is a degenerate Fermi gas of quarks with a condensate of Cooper pairs near the Fermi surface [1]. At asymptotically large densities, where the quark masses are negligibly small compared to the quark chemical potential μ , three-flavor quark matter is in the color-flavor locked (CFL) state [2]. In this state quarks form Cooper pairs in a particularly symmetric fashion. The gauge group of the strong interactions $SU(3)_c$ and the chiral symmetry group $SU(3)_L \times SU(3)_R$ are spontaneously broken down to the group of joint color-flavor rotations $SU(3)_{c+L+R}$. All quarks participate in pairing, giving rise to energy gaps in all quasifermion modes. Therefore, the lightest degrees of freedom in the CFL phase are Goldstone bosons: the broken chiral symmetry gives rise to an octet, with the lightest modes being the charged and neutral kaons (at not asymptotically large densities, chiral symmetry is an approximate symmetry and the Goldstone modes acquire a small mass). Moreover, the CFL phase is a superfluid, spontaneously breaking baryon number conservation symmetry $U(1)_B$. Hence there is a “superfluid mode” which is exactly massless. Goldstone modes in the CFL phase can be described within effective theories [3, 4, 5], not unlike conventional chiral perturbation theory of the QCD vacuum. The results given below for the CFL bulk viscosity are computed within these effective theories.

While rigorous QCD calculations from first principles can be done at asymptotically large densities, the situation is more complicated at moderate densities. Here we are interested in densities of matter inside a compact star. These densities can be as large as several times nuclear ground state density; however, even then the quark chemical potential is at most of the order of 500 MeV. Therefore, perturbative methods within QCD are not applicable and one has to rely on more phenomenological models. Fur-

thermore, the mass of the strange quark M_s is not negligible. This fact, together with the conditions of electric and color neutrality, imposes a “stress” on the CFL phase. By stress we mean here that the Fermi momenta of the quarks that pair are no longer equal. A sufficiently large stress (i.e., a sufficiently large mismatch in Fermi momenta compared to the pairing gap) will eventually disfavor the CFL phase; however, the density at which this happens is unknown. Unless the CFL phase is directly superseded by nuclear matter, less symmetric color-superconducting phases are expected to form the ground state. One of these phases is the so-called 2SC phase [1]. In the 2SC phase, all strange quarks as well as up and down quarks of one color remain unpaired. This is one possible way for the system to deal with the heaviness of the strange quark. In phase diagrams based on Nambu-Jona-Lasinio models, the 2SC phase appears to be a candidate for the ground state at moderate densities [6, 7]. Here we shall not discuss other interesting possibilities such as Larkin-Ovchinnikov-Fulde-Ferrell (LOFF) states [8, 9] or spin-triplet pairing [10, 11] which break translational and/or rotational invariance. For a calculation of the bulk viscosity in spin-triplet phases, see Ref. [12].

The only system in nature where deconfined quark matter may be expected, and hence the only “laboratory” for the study of color superconductivity, is the interior of compact stars. The temperature of compact stars drops below ~ 1 MeV within the first minute of the star’s life. Hence, quark matter, if present in the core of the star, can be expected to be in a color-superconducting state, since the critical temperature for spin-singlet color superconductors, such as the 2SC and CFL phases, is estimated to be of the order of tens of MeV. Consequently, it is of great interest to compute thermodynamical and transport properties of different candidate color superconductors. Results of these calculations can be used to predict the behavior of the star with a quark matter core in the respective phase. Comparing these predictions with the actual astrophysical observations then may serve to rule out certain possibilities for the ground state of quark matter and thus eventually lead to a better understanding of the phases of QCD at high densities. One observable which is sensitive to the microscopic properties of the matter inside the star is for example the temperature as a function of time, i.e., the cooling curve of a star. Since the dominant cooling mechanism within the first million years in the evolution of a compact star is provided by energy loss through neutrinos, calculations of the neutrino emissivity (and the specific heat) have been performed for a variety of color superconductors, see for instance [13, 14, 15]. The remainder of these proceedings is devoted to another transport property, namely bulk viscosity, which is related to the rotation frequency of the star.

Bulk viscosity and r -modes. – A compact star exhibits vibrational or rotational modes, typically in the kHz range [16]. The spectrum of these pulsations is very rich. They have been classified according to their restoring force. For instance, so-called r -modes are associated with the coriolis force. These modes are of particular interest because they are unstable with respect to emission of gravitational waves for all perfect fluid stars [17, 18]. For a nice pedagogical introduction on neutron star pulsations and instabilities, see Ref. [19]. If a neutron star was a perfect fluid, r -mode instabilities would lead to a drastic and quick spin-down, since the rotational energy would be transformed into the energy of the gravitational waves. The fact that fast rotating stars are observed leads to the conclusion that there must be a damping mechanism for these instabilities. This

damping can be provided by the viscosity of the fluid.

Both shear and bulk viscosity can provide damping. In Fig. 1 we show that they are important in different temperature regimes in the example of unpaired quark matter. In the following, we discuss if and how color superconductivity may change this picture. Calculations of bulk viscosity exist for conventional neutron star matter [20, 21, 22], hyperonic matter [23, 24], and kaon condensed hadronic matter [25]. For bulk viscosity in unpaired quark matter, see Refs. [26, 27, 28, 29, 30].

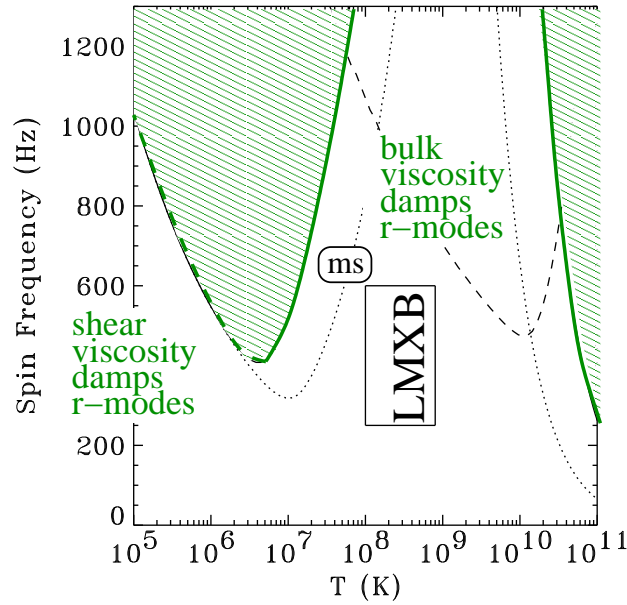


FIGURE 1. Damping effects of shear and bulk viscosity of unpaired quark matter in the rotation frequency – temperature diagram for a strange mass $M_s = 200$ MeV. Shaded areas are forbidden due to r -mode instabilities. The damping effects are dominated by shear viscosity for temperatures lower than $T \sim 10^6$ K, while they are dominated by bulk viscosity for larger temperatures, 10^7 K $< T < 10^{10}$ K. The dotted lines correspond to a different strange mass, $M_s = 100$ MeV. The dashed line in the middle of the diagram corresponds to nuclear matter. ms = millisecond pulsars, LMXB = low-mass X-ray binaries. The figure is taken (and slightly modified) from Ref. [31].

Definition of bulk viscosity. – The bulk viscosity ζ is defined as

$$\zeta \equiv 2 \left\langle \frac{dW}{dt} \right\rangle \left(\frac{V_0}{\delta V_0} \right)^2 \frac{1}{\omega^2}. \quad (1)$$

It is proportional to the average dissipated power per volume $\langle dW/dt \rangle$ in one oscillation period $\tau = 2\pi/\omega$. In the present case, (local) volume oscillations are created by r -modes, whose typical frequencies are of the order of the rotation frequency of the star, $\omega/(2\pi) \lesssim 1 \text{ ms}^{-1}$. (Another application of bulk viscosity is radial pulsations of neutron stars [32, 33].) We denote the volume oscillation by $V(t) = V_0 + \delta V_0 \cos \omega t$. In general, a superfluid has more than one bulk viscosity coefficient, since there are contributions related to the stresses in the superfluid flow relative to the normal one [34, 35, 36]. We

shall neglect these effects and compute the single bulk viscosity given in Eq. (1). (In the usual terminology of superfluid hydrodynamics our ζ is equivalent to the coefficient ζ_2 .)

Let us first consider a system where the lightest degrees of freedom are fermions, e.g., unpaired and 2SC quark matter. The volume oscillation forces the system out of chemical equilibrium with respect to the nonleptonic process



and the semi-leptonic processes



In other words, a volume oscillation causes oscillations in the quantities $\delta\mu_1 \equiv \mu_s - \mu_d$, $\delta\mu_2 \equiv \mu_d - \mu_u - \mu_e$, $\delta\mu_3 \equiv \mu_s - \mu_u - \mu_e$ (only two of which are independent). In the following, we ignore the semi-leptonic processes, which are in general slower than the nonleptonic one, and denote $\delta\mu \equiv \delta\mu_1$. The effect of the semi-leptonic processes has been discussed in Refs. [30, 37]. The weak interaction provides the dominating processes since they “resonate” best with the external oscillation frequency. In principle, strong interactions also provide a contribution to the bulk viscosity, e.g., through thermal reequilibration. However, the speed of these processes compared to the time scale set by the oscillation renders this contribution negligible.

The dissipated power is related to the oscillations in volume and chemical potential,

$$\left\langle \frac{dW}{dt} \right\rangle = B\lambda \langle \delta\mu(t) \delta v(t) \rangle. \quad (4)$$

The coefficient λ has to be determined from the microscopic calculation. It is defined by $\Gamma_d[\delta\mu(t)] = \lambda \delta\mu(t)$, where $\Gamma_d[\delta\mu(t)]$ is the number of d quarks per volume and time produced in the reaction $u + s \leftrightarrow u + d$. The linear dependence of Γ_d on $\delta\mu$ is a valid approximation for sufficiently small volume oscillations, $\delta V_0 \ll V_0$. The coefficient B is related to the changes of the equilibrium particle densities with respect to the corresponding chemical potentials and depends on the phase. We have abbreviated $\delta v \equiv \delta V_0/V_0 \cos \omega t$. Finally, the relation between $\delta\mu$ and δv is given by the differential equation

$$\frac{\partial \delta\mu}{\partial t} = B \frac{\partial \delta v}{\partial t} - \gamma \delta\mu(t), \quad (5)$$

where $\gamma \equiv C\lambda$ is the characteristic inverse time scale of the microscopic process. The coefficient C depends, as the coefficient B above, only on the equilibrium densities and has to be determined for each phase separately. As pointed out in Ref. [37], Eqs. (4) and (5) show that the present system is completely analogous to an electric circuit with alternating voltage – playing the role of $\delta v(t)$ – and alternating current – playing the role of $\delta\mu(t)$. In this analogy, resistance R and capacitance C' can be identified with microscopic quantities of the quark system, $R \rightarrow 1/B$, $C' \rightarrow B/\gamma$.

Solving the differential equation (5) and inserting the result into Eq. (4) and then into (1) yields

$$\zeta = \frac{B^2}{C} \frac{\gamma}{\gamma^2 + \omega^2}. \quad (6)$$

This expression for the bulk viscosity shows that, for a given ω , ζ has a maximum at $\gamma = \omega$. Consequently, bulk viscosity is a resonance phenomenon with the largest bulk viscosity occurring when the time scale of the microscopic process matches the one of the external oscillation.

In the CFL phase, the contributions to the bulk viscosity from the processes (2) and (3) are exponentially suppressed and thus do not play any significant role for the bulk viscosity at any temperature [31]. The dominant contribution rather comes from the lightest Goldstone modes, the superfluid mode φ , originating from breaking baryon number conservation symmetry, and the neutral kaon K^0 , originating from the breaking of chiral symmetry. The contribution to ζ from the process

$$\varphi \leftrightarrow \varphi + \varphi \quad (7)$$

has been computed in Ref. [38]. While the φ is exactly massless, the mass of the K^0 can be deduced from the effective theory. The result, however, depends on the quark masses, the fermionic energy gap, and the quark chemical potential and is, strictly speaking, only valid at asymptotically large densities. Therefore, the (zero-temperature) kaon mass m_{K^0} (and the effective kaon chemical potential μ_{K^0}) are poorly known. In particular, it is not known whether the kaon mass and chemical potential allow for Bose-Einstein condensation. Condensation occurs for $\mu_{K^0} > m_{K^0}$, which seems likely from extrapolating the high density results to densities relevant for compact stars. If indeed the inequality $\mu_{K^0} > m_{K^0}$ is true, it can be expected that a kaon condensate is present for all relevant temperatures, since the critical temperature for condensation within the effective theory has been estimated to be of the order of tens of MeV [39]. In the following, however, we shall assume that $\mu_{K^0} < m_{K^0}$, i.e., there are only thermal kaons in the system. The bulk viscosity in the presence of a condensate has not yet been computed.

The contribution of the process

$$K^0 \leftrightarrow \varphi + \varphi \quad (8)$$

has been studied in Ref. [40]. This process reequilibrates the system with respect to the “out-of-equilibrium” quantity $\delta\mu_{K^0} \equiv \mu_d - \mu_s$, since K^0 carries quantum numbers $\bar{s}d$.

Rate of nonleptonic processes. – Before we present the results for the bulk viscosity for the 2SC and CFL phases, we briefly outline the calculation of the rate of the nonleptonic process (2). This calculation is done with a fixed nonzero $\delta\mu$, yielding different rates for the two directions $u + d \rightarrow u + s$ and $u + s \rightarrow u + d$. Hence one obtains a net production rate Γ_d of d quarks. In the 2SC phase, Γ_d is computed from the diagrams (and their reverse directions) shown in Fig. 2. The combinatorial factors in front of the diagrams are obtained upon counting color degrees of freedom: one can attach one of three colors to each of the two weak vertices, giving rise to 9 possibilities. In the 2SC phase all blue quarks and all strange quarks are unpaired while all other modes are paired. Consequently, 4 of the 9 possibilities contain three gapped modes (red or green for both vertices), 2 contain two gapped modes (red or green for one, blue for the other vertex), 2 contain one gapped mode (blue for one, red or green for the other vertex), and one contains only unpaired modes (blue for both vertices). Therefore, at temperatures

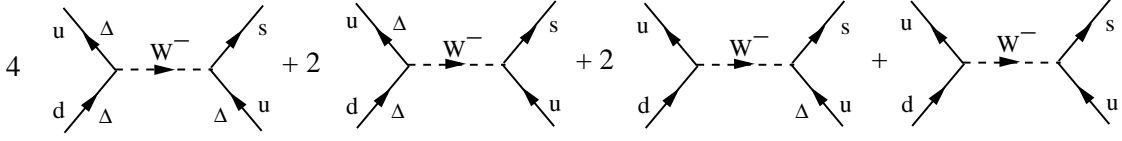


FIGURE 2. Contributions to the process $u + d \rightarrow u + s$ in the 2SC phase. A gapped fermion is marked with the gap Δ at the respective line. We have omitted (small) contributions from anomalous propagators.

much smaller than the fermionic energy gap, $T \ll \Delta$, where the contributions of gapped quarks are exponentially suppressed, Γ_d is to a very good approximation given by [31]

$$\Gamma_d^{2\text{SC}} = \frac{1}{9} \Gamma_d^{\text{unp}} \quad \text{for } T \ll \Delta, \quad (9)$$

since only the one reaction containing only unpaired modes contributes. The rate Γ_d^{unp} was computed in [41]. For larger temperatures, the contributions from the gapped modes cannot be neglected. They become important for temperatures $0.3T_c \lesssim T < T_c$. Each diagram yields a contribution which, for one direction of the process, schematically reads (for the exact expression and its derivation see Ref. [37])

$$\begin{aligned} \Gamma_d \propto & \sum_{\{e_i\}} \int_{\{p_i\}} \mathcal{F} \delta(e_1 \varepsilon_1 + e_2 \varepsilon_2 - e_3 \varepsilon_3 - e_4 \varepsilon_4 + \delta\mu) \\ & \times f(e_1 \varepsilon_1) f(e_2 \varepsilon_2) f(-e_3 \varepsilon_3) f(-e_4 \varepsilon_4). \end{aligned} \quad (10)$$

Here, \mathcal{F} is a complicated function of the momenta p_i and the signs $e_i = \pm 1$, $i \leq 4$; ε_i are the quasiparticle energies, and f the Fermi distribution functions. The sum over the signs e_i is typical for collision integrals for any superfluid or superconductor (see for instance Ref. [42] in the context of superfluid ${}^3\text{He}$): the process $u + d \rightarrow u + s$ does not only get contributions from two quasiparticles u, d , going into two quasiparticles u, s . There are also contributions from three particles coalescing into one particle (and one particle decaying into three) and from annihilating (and creating) four particles. This is possible because quasiparticles can be created from or deposited into the condensate. Formally, this is obvious from the Fermi distribution functions where the factor $f(\varepsilon)$ accounts for an ingoing particle and $f(-\varepsilon) = 1 - f(\varepsilon)$ for an outgoing particle. Due to the sum over $\{e_i\}$, all combinations of the f 's can appear, e.g., $f(\varepsilon_1) f(\varepsilon_2) f(\varepsilon_3) [1 - f(\varepsilon_4)]$. Here we shall not present the explicit results for the rate itself but rather directly skip to the result for the bulk viscosity, which is a function of this rate.

Results for 2SC and CFL quark matter. – Inserting the result for the net production rate of d quarks into (6) yields the bulk viscosity for the 2SC phase as a function of temperature. The result for a typical oscillation frequency $\tau \equiv 2\pi/\omega = 1$ ms is shown in Fig. 3. A critical temperature of $T_c = 30\text{MeV}$ is assumed. For low temperatures, the time scale of the nonleptonic process is much smaller than the oscillation frequency $\gamma \ll \omega$, implying $\zeta \propto \gamma$. Consequently, from Eq. (9) we conclude $\zeta_{2\text{SC}} = \zeta_{\text{unp}}/9$. For large temperatures, however, we have $\gamma \gg \omega$ and thus $\zeta \propto 1/\gamma$. Consequently, the superconducting phase, which has the slower rate, has the larger bulk viscosity. The result

becomes nontrivial ($= \zeta_{2SC}$ not being simply a numerical factor times ζ_{unp}) between these two regimes, i.e., $\gamma \sim \omega$, and for temperatures close to the critical temperatures, not shown in this figure (see Ref. [37]).

The bulk viscosity from the process (8) in the CFL phase is obtained along the same lines. One inserts the result for the rate of the kaonic process (8) into Eq. (6). The result is shown in Fig. 3 for different values of $\delta m \equiv m_{K^0} - \mu_{K^0}$ (remember that we assume that there is no kaon condensate, i.e., $\delta m > 0$). We have also plotted the contribution from the process (7), which, in the limit $\omega \rightarrow 0$ is given by [38]

$$\zeta_{\text{CFL}}^{\varphi} = 0.011 \frac{M_s^4}{T}. \quad (11)$$

We observe that at $T \simeq (1 - 10)$ MeV the bulk viscosity of CFL matter is comparable to that of unpaired quark matter. For $T < 1$ MeV, ζ is strongly suppressed. Depending on the poorly known value for δm the pure φ contribution (11) may dominate over the contribution from the $K^0 \leftrightarrow \varphi + \varphi$ reaction at low enough temperatures. However, for $T < 0.1$ MeV the φ mean free path is on the order of the size of the star, i.e., the system is in the collisionless rather than in the hydrodynamic regime, and the result ceases to be meaningful.

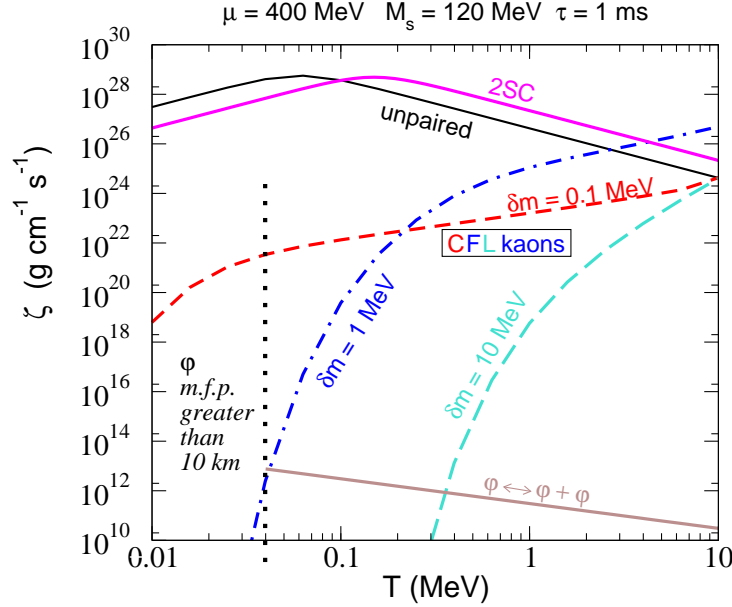


FIGURE 3. Bulk viscosities as functions of temperature for an oscillation period $\tau = 2\pi/\omega = 1$ ms. CFL phase: contribution from the process $K^0 \leftrightarrow \varphi + \varphi$ for different values of $\delta m \equiv m_{K^0} - \mu_{K^0}$ and contribution from $\varphi \leftrightarrow \varphi + \varphi$, see Eq. (11). 2SC phase and unpaired quark matter: contribution from the process $u + d \leftrightarrow u + s$.

ACKNOWLEDGMENTS

This research was supported by the U.S. Department of Energy under contracts #DE-FG02-91ER40628, #DE-FG02-05ER41375 (OJI).

REFERENCES

1. D. Bailin, and A. Love, *Phys. Rept.* **107**, 325 (1984).
2. M. G. Alford, K. Rajagopal, and F. Wilczek, *Nucl. Phys.* **B537**, 443–458 (1999), hep-ph/9804403.
3. R. Casalbuoni, and R. Gatto, *Phys. Lett.* **B464**, 111–116 (1999), hep-ph/9908227.
4. D. T. Son, and M. A. Stephanov, *Phys. Rev.* **D61**, 074012 (2000), hep-ph/9910491.
5. D. T. Son (2002), hep-ph/0204199.
6. S. B. Rüster, V. Werth, M. Buballa, I. A. Shovkovy, and D. H. Rischke, *Phys. Rev.* **D72**, 034004 (2005), hep-ph/0503184.
7. H. Abuki, and T. Kunihiro, *Nucl. Phys.* **A768**, 118–159 (2006), hep-ph/0509172.
8. M. G. Alford, J. A. Bowers, and K. Rajagopal, *Phys. Rev.* **D63**, 074016 (2001), hep-ph/0008208.
9. K. Rajagopal, and R. Sharma, *J. Phys.* **G32**, S483–S490 (2006), hep-ph/0606066.
10. A. Schmitt, *Phys. Rev.* **D71**, 054016 (2005), nucl-th/0412033.
11. T. Schäfer, *Phys. Rev.* **D62**, 094007 (2000), hep-ph/0006034.
12. B. A. Sa'd, I. A. Shovkovy, and D. H. Rischke, *Phys. Rev.* **D75**, 065016 (2007), astro-ph/0607643.
13. A. Schmitt, I. A. Shovkovy, and Q. Wang, *Phys. Rev.* **D73**, 034012 (2006), hep-ph/0510347.
14. P. Jaikumar, C. D. Roberts, and A. Sedrakian, *Phys. Rev.* **C73**, 042801 (2006), nucl-th/0509093.
15. P. Jaikumar, M. Prakash, and T. Schäfer, *Phys. Rev.* **D66**, 063003 (2002), astro-ph/0203088.
16. K. D. Kokkotas, and N. Andersson (2001), gr-qc/0109054.
17. N. Andersson, *Astrophys. J.* **502**, 708–713 (1998), gr-qc/9706075.
18. N. Andersson, and G. L. Comer, *Mon. Not. Roy. Astron. Soc.* **328**, 1129 (2001), astro-ph/0101193.
19. L. Lindblom (2000), astro-ph/0101136.
20. P. Haensel, K. P. Levenfish, and D. G. Yakovlev (2001), astro-ph/0103290.
21. P. Haensel, K. P. Levenfish, and D. G. Yakovlev, *Astron. Astrophys.* **357**, 1157 (2000), astro-ph/0004183.
22. R. F. Sawyer, *Phys. Rev.* **D39**, 3804–3806 (1989).
23. P. Haensel, K. P. Levenfish, and D. G. Yakovlev (2001), astro-ph/0110575.
24. L. Lindblom, and B. J. Owen, *Phys. Rev.* **D65**, 063006 (2002), astro-ph/0110558.
25. D. Chatterjee, and D. Bandyopadhyay, *Phys. Rev.* **D75**, 123006 (2007), astro-ph/0702259.
26. J. D. Anand, N. Chandrika Devi, V. K. Gupta, and S. Singh, *Pramana* **54**, 737–749 (2000).
27. J. Madsen, *Phys. Rev.* **D46**, 3290–3295 (1992).
28. H. Dong, N. Su, and Q. Wang, *Phys. Rev.* **D75**, 074016 (2007), astro-ph/0702104.
29. H. Dong, N. Su, and Q. Wang, *J. Phys.* **G34**, S643–6476 (2007), astro-ph/0702181.
30. B. A. Sa'd, I. A. Shovkovy, and D. H. Rischke, *Phys. Rev.* **D75**, 125004 (2007), astro-ph/0703016.
31. J. Madsen, *Phys. Rev. Lett.* **85**, 10–13 (2000), astro-ph/9912418.
32. P. K. Sahu, G. F. Burgio, and M. Baldo, *Astrophys. J.* **566**, L89–L92 (2002), astro-ph/0111414.
33. P. Haensel, K. P. Levenfish, and D. G. Yakovlev, *Astron. Astrophys.* **394**, 213–218 (2002), astro-ph/0208078.
34. M. E. Gusakov (2007), arXiv:0704.1071 [astro-ph].
35. N. Andersson, and G. L. Comer (2006), gr-qc/0605010.
36. I. Khalatnikov, *An Introduction to the Theory of Superfluidity*, Addison-Wesley, New York, 1989.
37. M. G. Alford, and A. Schmitt, *J. Phys.* **G34**, 67–102 (2007), nucl-th/0608019.
38. C. Manuel, and F. Llanes-Estrada (2007), arXiv:0705.3909 [hep-ph].
39. M. G. Alford, M. Braby, and A. Schmitt (2007), arXiv:0707.2389 [nucl-th].
40. M. G. Alford, M. Braby, S. Reddy, and T. Schäfer, *Phys. Rev.* **C75**, 055209 (2007), nucl-th/0701067.
41. J. Madsen, *Phys. Rev.* **D47**, 325–330 (1993).
42. P. Bhattacharyya, C. J. Pethick, and H. Smith, *Phys. Rev. B* **15**, 3367–3383 (1977).