

# Nature and statistics of majority rankings in a dynamical model of preference aggregation <sup>\*</sup>

G. L. Columbu<sup>1</sup>, A. De Martino<sup>1,2</sup> and A. Giansanti<sup>1</sup> <sup>\*</sup>

<sup>1</sup>*Dipartimento di Fisica, Università di Roma 'La Sapienza', Ple A. Moro 2, 00185 Roma, Italy*

<sup>2</sup>*INFN-CNR (ISC), Roma, Italy*

---

## Abstract

We present numerical results on a complex dynamical model for the aggregation of many individual rankings of  $S$  alternatives by the pairwise majority rule under a deliberative scenario. Agents are assumed to interact when the Kemeny distance between their rankings is smaller than a range  $R$ . The main object of interest is the probability that the aggregate (social) ranking is transitive as a function of the interaction range. This quantity is known to decay fast as  $S$  increases in the non-interacting case. Here we find that when  $S > 4$  such a probability attains a sharp maximum when the interaction range is sufficiently large, in which case it significantly exceeds the corresponding value for a non-interacting system. Furthermore, the situation improves upon increasing  $S$ . A possible microscopic mechanism leading to this counterintuitive result is proposed and investigated.

*Key words:* social choice, Condorcet paradox, pairwise majority rule

*PACS:* 89.65.-s, 05.10.-a, 02.50.Ey

---

## 1 Introduction

The aggregation of many individual preferences into a single, “social” preference is a long-studied problem in mathematical social sciences which has more recently also been considered from a statistical mechanics viewpoint. Here by “preference” we mean simply a ranking of say  $S$  objects, i.e. a complete ordering e.g. from the favorite downwards. A minimal consistency requirement

---

<sup>\*</sup> We are indebted with G. Raffaelli for introducing us to this problem and for several important remarks and suggestions in the initial stages of this work.

<sup>\*</sup> Corresponding author. E-mail: andrea.giansanti@roma1.infn.it

for preferences is that they should be transitive, i.e. if  $A$  is preferred to  $B$  and  $B$  to  $C$ , then  $A$  should be preferred to  $C$ . It is however well known that as soon as  $S$  exceeds 2 the construction of the aggregate preference runs into the Condorcet problem [1–3]: starting from transitive individual preferences, the social preference may turn out to be intransitive, i.e. contain a cycle of the type  $A \succ B \succ C \succ A$  (meaning  $A$  preferred to  $B$  etc.). The probability with which an intransitive ranking emerges from random individual preferences (‘impartial culture assumption’ [4]) has been studied in the mathematical economics literature in the past [5–7]. Remarkably, this bottleneck is present to different degrees for all aggregation methods one considers and can be removed only at the cost of loosening some of the requirements that a social choice should satisfy<sup>1</sup>.

Among the different aggregation methods, the pairwise-majority rule (PMR) has been the most studied as it appears to be more robust to the above mentioned requirements. According to PMR, the social preference corresponds to that derived by comparing objects pairwise via a simple majority rule. Recently it has been possible to quantify the extent to which PMR is effective as a social choice rule by computing the probability that the aggregate of  $N \gg 1$  random preferences is transitive within a statistical mechanics framework [8]. It is similarly important to understand how the situation changes if voters interact before casting their ballot. In [8], a random-field type of interaction with conformism has been considered, and it has been shown, among other results, that an interacting population may reach consensus on one of  $S$  issues more easily the larger is  $S$ . A scenario that has received much attention recently is the so-called deliberative approach [9], where voters discuss the alternatives before the vote and eventually change their preferences. The idea is that discussion should lead to preference harmonization and structuring and thus drastically reduce the probability of an intransitive social choice.

In this paper we study the deliberative scenario in a dynamical model of  $N$  interacting agents or voters, whose preferences are initialized to transitive random ones to simulate the original diversity of opinions. The key ingredient of the model is that an agent interacts only with agents whose preferences are sufficiently close to his. In such “neighborhoods”, by conformity he aligns to the PMR-aggregate preference (if transitive). This generalizes a classical social interaction mechanism investigated previously in e.g. [10, 11]. As a measure of similarity between orderings we use the Kemeny distance [12, 13], widely used in the social sciences (it is related to their Hamming distance). This choice is arbitrary and it is likely that distances more sensitive to the position in the orderings may give different results. A social preference is then formed via PMR after every agent has updated his preference.

---

<sup>1</sup> This is for example the case of plurality voting, which avoids the Condorcet problem but is vulnerable to tactical voting (see also [3]).

We are interested in studying the behavior of a specific macroscopic observable, namely the probability of a transitive aggregate ranking as a function of time (number of system-wide updates) and of the range of interaction (the maximum distance within which agents interact). Our main result is that there is an optimal interaction range (or more properly a window of ranges) for which the Condorcet problem is much less likely to occur than in the non-interacting case, and that the frustration decreases as a function of both time and  $S$ . The model will be fully defined in the following section. Its complexity has prevented analytical approaches on our side. Our results are thus obtained by means of numerical simulations.

## 2 Definition of the model

Consider  $N$  agents (labeled by  $i, j, \dots$ ) each of whom ranks  $S$  alternatives  $a_1, a_2, \dots, a_S$ . A ranking is a complete transitive ordering such as  $a_1 \succ a_2 \succ a_3 \succ \dots \succ a_S$ . At time zero, every agent possesses a transitive preference ranking selected randomly with uniform probability among the  $S!$  possible ones. Every ranking can be split uniquely into pair-wise comparisons of  $S(S-1)/2$  pairs of distinct alternatives. We label pairs as  $\alpha, \beta, \dots$  and denote by  $Q_i^{(\alpha)}$  agent  $i$ 's preferences on pair  $\alpha = (a_{\alpha_1}, a_{\alpha_2})$ . Specifically,  $Q_i^{(\alpha)} = 1$  if  $a_{\alpha_1} \succ a_{\alpha_2}$  and  $Q_i^{(\alpha)} = -1$  otherwise (ties are excluded). The dissimilarity between the rankings of agents  $i$  and  $j$  is given by their Kemeny distance

$$K(i, j) = \frac{2}{S(S-1)} \sum_{\alpha} \left( 1 - \delta_{Q_i^{(\alpha)}, Q_j^{(\alpha)}} \right), \quad (1)$$

where the sum runs over all  $S(S-1)/2$  pairs.  $K(i, j)$  measures simply the normalized number of pairs that are ranked differently by agents  $i$  and  $j$ , irrespective of the position in the alignment, or in other words it is the number of adjacent pairwise switches needed to convert one preference order into the other.

We introduce an interaction range  $0 \leq R \leq 1$  and define the neighborhood of  $i$  as the set of agents whose rankings have a Kemeny distance of at most  $R$  from his:

$$V(i) = \{j \text{ such that } K(i, j) \leq R\} \quad (2)$$

At every time step, an agent is selected randomly and interaction takes place. Specifically, the agent changes his ranking to that derived from a PMR among agents in his neighborhood if the latter is transitive, otherwise he keeps his preference unchanged. In subsequent interactions the agent enters with his new ranking. After a system-wide update (sweep) is performed a global vote by PMR takes place, the social ranking is computed and agents move into the next round. We describe details of the PMR procedure below (see also [8]). We

notice that as  $R$  decreases from 1 to 0 the interaction becomes more and more of a local nature. However it is to be expected that the number of surviving rankings decreases in time as the local interaction mimics conformist behavior on the side of agents. Furthermore, neighborhoods evolve in time (also inside a single system-wide update).

The basic function which is numerically evaluated in this study is the probability that PMR yields a social transitive ranking, denoted by  $P(S)$ . It is evaluated by counting the number of times a collective transitive order is obtained through PMR, out of a large number of samples. We monitor the evolution of  $P(S)$  in time specifically varying the number  $U$  of sweeps. In absence of interaction,  $P(S)$  decays as  $S$  increases, though less fast than the naïve guess  $S!/2^{S(S-1)/2}$  corresponding to the ratio of the number of transitive rankings to the total number of binary vectors encoding different rankings of  $S$  objects [7,8].

Coming to the details of PMR voting, for each pair  $\alpha$ , let

$$M^{(\alpha)} = \Theta \left( \sum_{i=1}^N Q_i^{(\alpha)} \right), \quad (3)$$

where  $\Theta(x)$  is Heaviside function. Clearly,  $M^{(\alpha)} = 1$  if the majority of agents prefers  $a_{\alpha_1}$  over  $a_{\alpha_2}$ , whereas  $M^{(\alpha)} = 0$  if the majority ranks  $a_{\alpha_2}$  over  $a_{\alpha_1}$ . The aggregate order (either local or global) emerges from separate majority votes over all pairs, that is from a computation of the  $M^{(\alpha)}$ , for all  $\alpha$ . There is a simple method to check whether a ranking defined through the different  $M^{(\alpha)}$ 's is transitive. Indeed each  $M^{(\alpha)}$  can be seen as the element of a  $S \times S$  matrix since  $\alpha = (\alpha_1, \alpha_2)$ . Let us then write explicitly  $M^{(\alpha)}$  as  $M^{(\alpha_1, \alpha_2)}$  and let

$$C_{\alpha_1} = \sum_{\alpha_2=1}^S M^{(\alpha_1, \alpha_2)} \quad (4)$$

One easily understands (e.g. by induction starting from small  $N$  and  $S$ ) that if the PMR ranking is transitive, then the  $S$ -vector  $\vec{C}$  will contain once and only once each of the integers  $0, 1, 2, \dots, S - 1$  as elements.

### 3 Results

In Fig. 1 we display the time evolution (in units of sweeps) of  $P(5)$  as a function of  $R$  for a system of size  $N = 1001$  (the choice of 5 alternatives is here only a matter of convenience; qualitatively identical results occur for larger values of  $S$ ). It is evident that after just a cycles the dependence of  $P(5)$  on the radius of interaction becomes stable. It is clear, also from this graph, the onset of a peculiar regime in a window of interaction radii comprised

N=1001 S=5

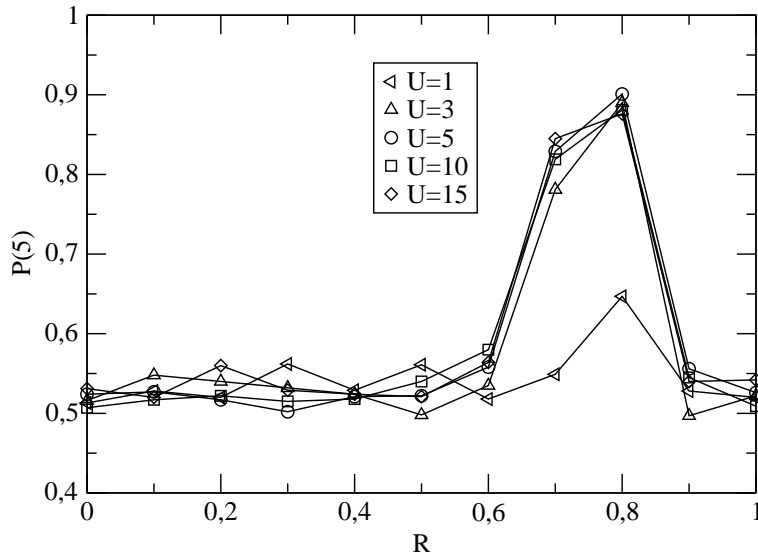


Fig. 1.  $P(S)$  as a function of the interaction range  $R$  and of the number of sweeps  $U$ . Parameters:  $N = 1001$ ,  $S = 5$ ; average over 1000 samples.

between  $R = 0.6$  and  $R = 0.9$ , where the probability of getting a transitive ranking is considerably enhanced with respect to the non interacting case. It is also worth noting that, until  $R$  is sufficiently small,  $P(5)$  is almost constant and coincident with the corresponding probability in the non interacting case; then it abruptly increases and reaches the value of 0.9 at  $R = 0.8$ . For larger ranges,  $P(5)$  decreases again to the non-interacting case.

In order to characterize the scaling of the distribution with increasing system size, in Fig. 2 we show the dependence of  $P(5)$  on the number of agents  $N$  and on the radius of interaction  $R$  (the asymptotic states is reached in all cases shown). The reference value for a non-interacting system is  $P(5) \simeq 0.54$ .

Remarkably, the existence of an optimal interaction range is reinforced by increasing the number of alternatives, as shown in Fig. 3. Note that for  $S = 4$  the probability of getting a transitive majority ranking is still that of the non-interacting case. For  $S > 5$  this probability increases, with a gradual gain which abruptly falls down for larger  $R$ .

To shed light on these observations, we report in Fig. 4, for different  $S$ , the  $R$ -dependence of the average fraction of neighbors, i.e. the average number of agents with preference orders whose Kemeny distance does not exceed  $R$ . This parameter is computed, after  $U$  sweeps, by recording the number of neighbors of each agent in a sample and averaging over samples. By increasing  $S$  there is a marked tendency of the curve to acquire a sigmoidal shape. The average fraction of neighbors increases gradually, with a maximum rate at  $R \simeq 0.5$ , and saturates to 1 for large enough  $R$ . This result indicates that there is a

S=5 U=5

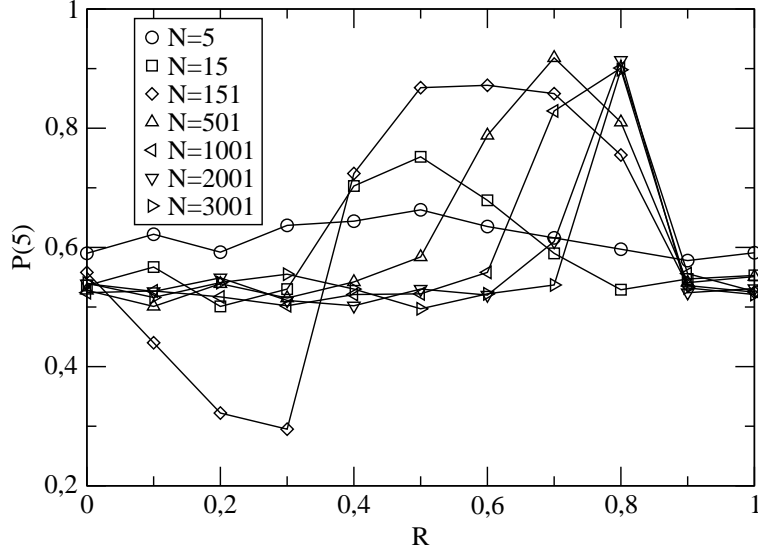


Fig. 2.  $P(5)$  as a function of the radius of interaction  $R$  and the number of agents  $N$  after  $U = 5$  sweeps. Average over 1000 samples. For  $R = 0$  and  $R = 1$  one recovers the value observed for the non interacting case.

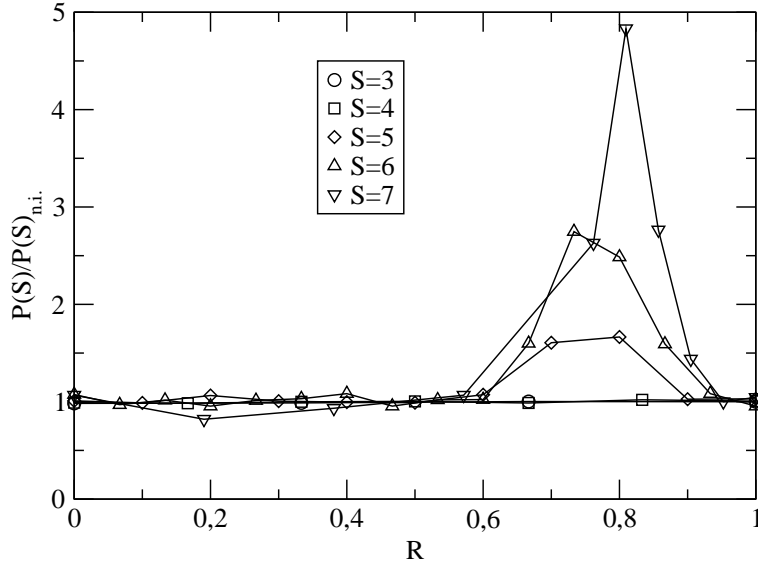


Fig. 3.  $P(S)$  normalized by the corresponding  $P(S)_{n.i.}$  for non interacting agents as a function of  $R$ . Parameters are the same as in the previous figure, except for  $S = 7$ , for which  $N = 6001$  and the average is performed over 500 samples. Here,  $U = 15$ .

cooperative transition between a local regime and a global, effectively long range, regime. In the former, each agent interacts and confronts its preference order only with a small mass of the other agents; in the latter, each agent's opinion is influenced by the opinions of most of the others. Note that in the cases  $S = 3$  and  $S = 4$  the  $R$  dependence is monotonously increasing, but no sign of cooperativity is present yet, in accordance with the result of the

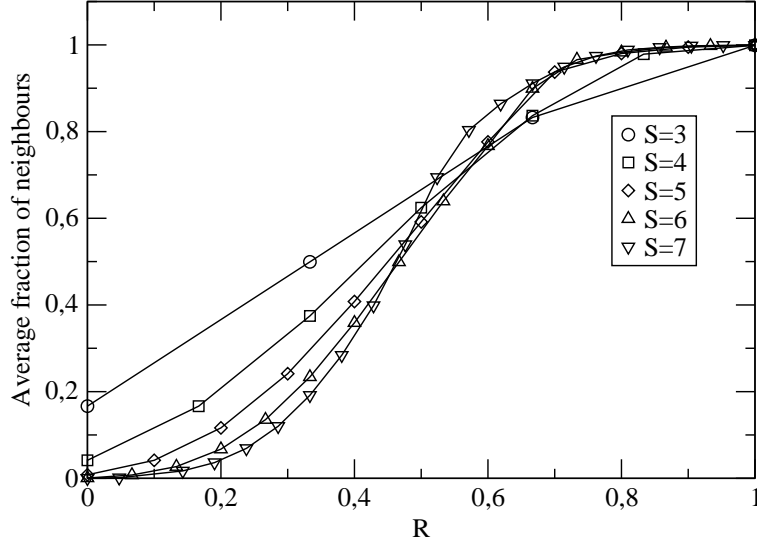


Fig. 4. Average fraction of neighbors as a function of  $R$  and  $S$ . Parameters are the same as in the previous figure.

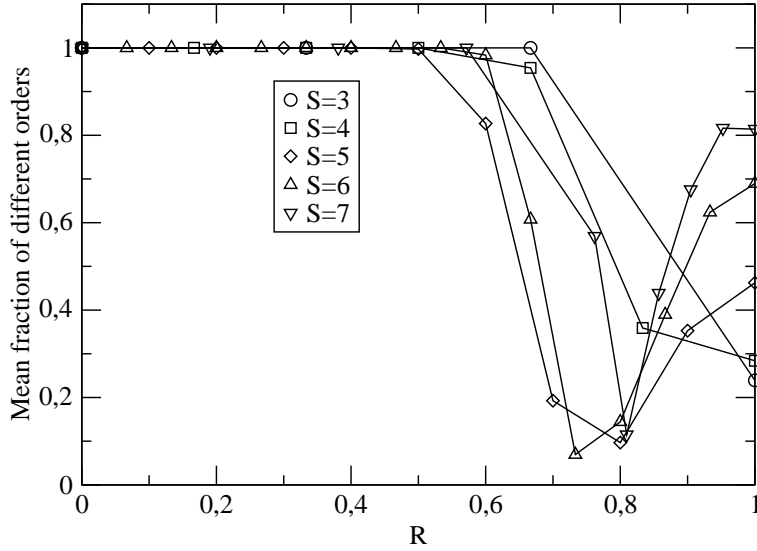


Fig. 5. Mean fraction of different transitive preference orders surviving after  $U = 15$  sweeps as a function of  $R$ . Parameters are the same as in the previous figure.

previous figure.

To investigate further this transition, we consider in Fig. 5 the  $R$  dependence of the mean fraction of different transitive preference orders present in a population of agents after a long update cycle. Remember that initially, before the update cycle starts, transitive preference orders are randomly distributed among the agents. Below  $R \simeq 0.6$  the interaction preserves all the possible diversity of preference orders, while above the cooperative transition has taken place and there is a reduction of diversity. For  $S > 5$  at  $R = 0.8$  only about ten percent of the possible different transitive rankings are still present among the

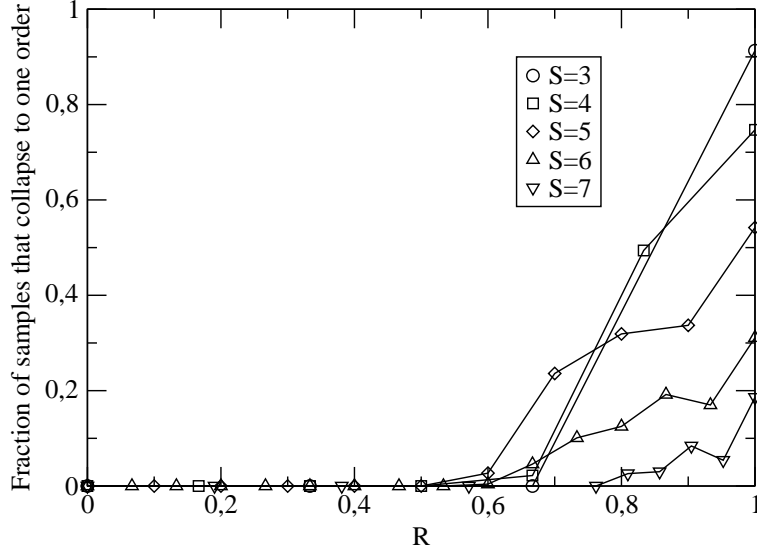


Fig. 6. Fraction of samples in which only one ranking survives after  $U = 15$  sweeps as a function of  $R$ . Parameters are the same as in the previous figure.

agents. Note that for sufficiently large  $R$  one observes an increase of different transitive preference order, as is to be expected in view of the fact that the interaction mechanism in systems with very large and very small  $R$  is qualitatively similar. This phenomenon should be confronted with the result in Fig. 6, where the  $R$ -dependence of the fraction of samples with only one surviving preference order. Note, that at  $R = 1$  this fraction coincides, for different  $S$ , with the corresponding  $P(S)$  values of the non interacting case. Figures 5 and 6 show that update interaction cycles induce, if the cooperative transition is established, a reduction of the different transitive preference orders among which to choose in the PMR. Moreover, for large enough interaction radii, when practically each agents interacts with all the others, there is a marked tendency towards the emergence of a dominant transitive preference order. As is to be expected, this tendency is contrasted by the increase in  $S$ , the number of alternatives.

In Fig. 7 and 8 we show the pair distribution function of the Kemeny distances among individual rankings, as a function of  $R$ . We consider in these figures the discriminating cases:  $S = 4$  and  $S = 5$ . In both cases, if  $R$  is less than 0.5, the pair distribution has a maximum for  $K = 0.5$  (corresponding to  $S(S - 1)/4$  adjacent pairwise switches needed to convert one ranking into the other). This is essentially the pair distribution function corresponding to the initial random assignment of preference orders. As an effect of the interaction it is seen that, when the cooperative transition is completed, i.e. for large enough  $R$ , a peak at  $K = 0$  emerges, corresponding to the formation of a big clique of agents with the same transitive preference order. This points to an interesting herding effect, whose details deserve further investigation.



N=1001 S=4 U=15

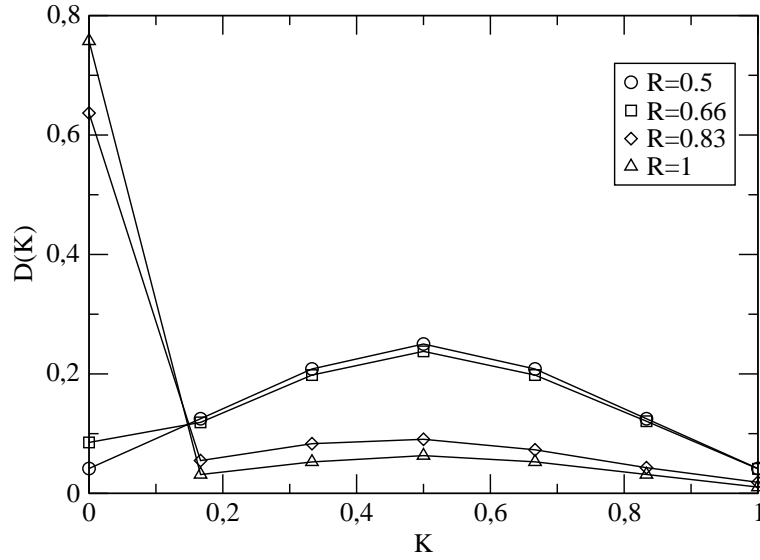


Fig. 7. Pair distribution function  $D(K)$  of the Kemeny distances between the preference orders of pairs of different agents, after the interaction process.  $S = 4$   $U = 15$ ;  $N = 1001$  and 1000 samples.

N=1001 S=5 U=15

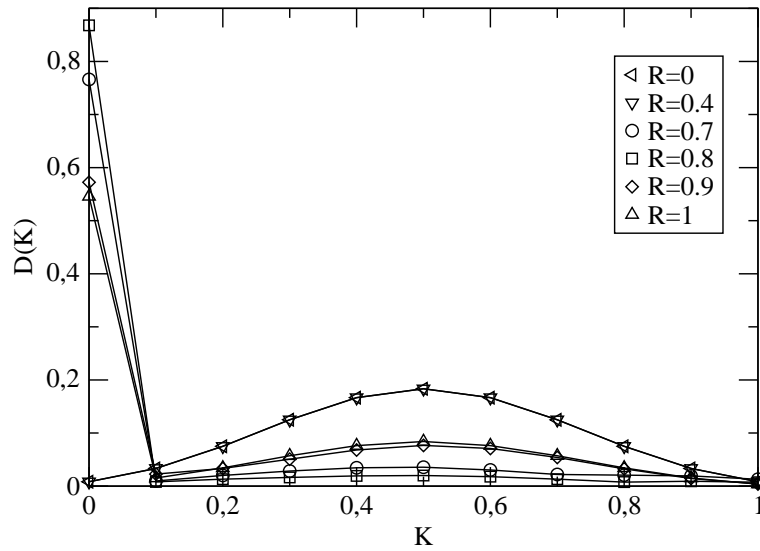


Fig. 8. Pair distribution function  $D(K)$  of the Kemeny distances  $K$  between the preference orders of pairs of different agents, after the interaction process.  $S = 5$   $U = 15$ ;  $N = 1001$  and 1000 samples.

#### 4 Discussion and Conclusions

We have studied the emergence of the Condorcet problem in a deliberative multi-agent scenario. We have studied in particular if and how the frustration

expressed by Condorcet’s paradox can be mitigated by interaction among the agents, before the global PMR voting takes place. We have introduced an interaction scheme based on local PMR voting among “neighboring” agents, whose preference orders are close, to mimic conformist behavior. Our results point to the existence of two regimes controlled by the interaction range  $R$ , with a crossover from one to the other at intermediate  $R$ . For low  $R$ , the probability of getting a transitive outcome is unaffected (with respect to the non-interacting case), whereas for sufficiently large  $R$  a marked enhancement in  $P(S)$  is observed, which increases with  $S$ , the number of alternatives to be ranked. A herding phenomenon is furthermore observed which reduces the repertoire of different surviving rankings. So, if the radius of interaction is too large it is difficult to have a transitive PMR outcome, but in the case it is reached that happens because all the agents practically vote in the same way.

These results support the claims that deliberative systems reduce the chance for the formation of cycles in the social choice, provided the interaction range lies in the optimal window. It would be important to get a deeper insight on the microscopic details of this model. In particular the computation of two point correlations, like the probability that after an interaction cycle two agents taken at random belong to the same neighborhood, or the probability that after the interaction two initially separated neighborhoods become overlapping. The further investigation of the clustering dynamics (including coalescence of neighborhoods) could provide important insight also in directions different than statistical mechanics [14].

## References

- [1] Reference can be made to the original essay: M.J. A. N. de Caritat, Marquis de Condorcet, *Essai sur l’application de l’analyse à la probabilité des decision rendues a la pluralité des voix.*. L’Imprimerie Royale, Paris, 1785.
- [2] J. Moulen, L. Diffo Lambo, *Théorie du vote*, Hermes, Paris, 2001.
- [3] P. Dasgupta and E. Maskin. *Sci. Am.* **290** 92 (2004)
- [4] W.V. Gehrlein. *Theory and Dec.* **15** 161 (1983)
- [5] R. Niemi e H. Weisberg. *Behav. Sci.* **13** 317 (1968)
- [6] W.V. Gehrlein e P.C. Fishburn. *Public Choice (suppl.)* **26** 1 (1976)
- [7] W.V. Gehrlein. *Economics Letters* **7** 33 (1981)
- [8] G. Raffaelli, M. Marsili. *Phys. Rev. E* **72** 016114 (2005)
- [9] A. van Aaken, C. List and C. Luetge (eds.). *Deliberation and Decision*. Ashgate Publishing (2003)

- [10] S. Galam. *Physica A* **238** 66 (1997)
- [11] G. Weisbuch, G. Deffuant, J.P. Nadal *Interacting agents and continuous opinions dynamics*. Working Papers 01-11-072, Santa Fe Institute, 2001
- [12] J.G. Kemeny and L.J. Snell, *Preference Ranking: An Axiomatic Approach*, Math. Models in the Social Sciences, MIT Press, Cambridge, MA, 1978.
- [13] D.G. Saari and V.R. Merlin. *Soc. Choice and Welfare* **17** 403 (2000)
- [14] D.A. Meyer, T.A. Brown. *Phys. Rev. Lett.* **81** 1718 (1998)