



## Antideuterons from supersymmetric dark matter

FIORENZA DONATO<sup>1</sup>, NICOLAO FORNENGO, DAVID MAURIN<sup>3</sup>

<sup>1</sup>*Dipartimento di Fisica Teorica, Università di Torino and INFN, via P. Giuria 1, 10125 Torino, Italy*

<sup>2</sup>*Laboratoire de Physique Nucléaire et Hautes Energies, CNRS-IN2P3/Universités Paris VI et Paris VII, 4 place Jussieu, Tour 33, 75252 Paris Cedex 05*

*donato@to.infn.it, fornengo@to.infn.it, dmaurin@lpnhe.in2p3.fr*

**Abstract:** We calculate the antideuteron flux expected from dark matter annihilation in the galactic halo. The propagation is treated in a full 2-D propagation model consistent with the results obtained from the propagation of B/C and other galactic species. We discuss the potentials of this indirect dark matter detection means, with special emphasis on the possible sources of uncertainties affecting future measurements.

### Introduction

Antideuterons have been proposed as an interesting indirect detection signal of particle dark matter (DM) in Ref. [6], where it has been shown that the low energy part of the antideuteron spectrum is potentially able to offer a good signal-to-noise gain. In this paper we present a novel evaluation of the antideuteron flux, with special emphasis on the determination of the astrophysical uncertainties arising from antideuteron propagation in the galactic medium. To this aim, we take advantage of a more refined and constrained diffusion model [11], as well as updated cross sections for the calculation of the antideuteron background [8]. Our approach follows closely that of Ref. [5], which focussed on the antiproton component in cosmic-rays as a dark matter signal.

### Dark matter source

We model the DM distribution in the following general form:

$$\rho = \rho_s \left( \frac{r}{r_s} \right)^{-\gamma} \left[ 1 + \left( \frac{r}{r_s} \right)^{\alpha} \right]^{(\gamma-\beta)/\alpha}, \quad (1)$$

where  $\rho_s$  and  $r_s$  denote the scale density and scale radius. The mean slope of the cusp obtained from

numerical simulations is well fitted by a ( $\alpha = 1, \beta = 3, \gamma$ ) profile, with  $\gamma = 1.16 \pm 0.14$  [3]. In this paper, we set  $\gamma = 1.2$ . The exact slope of the density profile is not crucial regarding the calculation of antiproton and antideuteron DM-induced fluxes [12, 5], as well as a possible spike in the central region (that is certainly crucial in the context of  $\gamma$ -ray indirect detection). The possible effect of clumpiness is not addressed here [10]. The parameters of the Milky Way dark matter distribution are set to  $r_s = 20$  kpc and  $\rho_0 = 0.3$  GeV cm<sup>-3</sup>, according to typical values found in kinematical data in the Galaxy [1] or for simulated haloes [2].

The production of antideuterons from the annihilation of a neutralino pair is based roughly on two steps: the hadronization into an antiproton and antineutron pair, followed by their subsequent fusion into an antideuteron bound system. The hadronization has been computed as in Ref. [5], while for the nuclear fusion we adopt the simple coalescence scheme as described in Ref. [6] and [8]. We fix the coalescence parameter to be  $P_{\text{coal}} = 79$  MeV both for primary and secondary fluxes.

### Propagation Model

Charged particles travelling from the sources to the solar neighborhood are affected by the scattering off random magnetic fields (diffusion in en-

| case | $\delta$ | $K_0$<br>[kpc <sup>2</sup> /Myr] | $L$<br>[kpc] | $V_c$<br>[km/sec] |
|------|----------|----------------------------------|--------------|-------------------|
| max  | 0.46     | 0.0765                           | 15           | 5                 |
| med  | 0.70     | 0.0112                           | 4            | 12                |
| min  | 0.85     | 0.0016                           | 1            | 13.5              |

Table 1: Relevant sets of propagation parameters used in the analysis (the value of  $V_a$ , unimportant for the primary calculation, is omitted).

ergy and space) and the Galactic wind (convection). We follow closely the description given in Ref. [11]. The framework is a diffusion–convection–reacceleration model, with a spatial independent diffusion coefficient  $K(E) = \beta K_0 \mathcal{R}^\delta$  (where  $\mathcal{R} = pc/Ze$  is the rigidity) and a constant wind  $V_c$  directed outwards along  $z$ . Cosmic rays are confined within a diffusive halo of half–height  $L$  and within the radius  $R = 20$  kpc of the Galaxy. Energy losses (Coulomb, ionization, adiabatic) and gains (reacceleration) are included in a disk of thickness  $2h = 200$  pc. The antideuteron spectra are calculated at the Earth position in the galactic disk, which we fix at  $R_\odot = 8.0$  kpc.

The five key parameters of the model are the halo size  $L$  of the Galaxy, the normalization of the diffusion coefficient  $K_0$  and its slope  $\delta$ , the constant galactic wind  $V_c$  and the level of reacceleration through the Alfvénic speed  $V_a$ . These parameters, constrained by the analysis of the B/C ratio, reflect degeneracies in the parameters space. [11, 13]. For antiprotons, all sets of parameters *consistent with B/C* lead to the very same secondary flux [4], but to a large scatter for the primary (from DM sources) fluxes [5]. Unsurprisingly, the same pattern is observed for antideuterons. Table 1 gathers the parameters used to calculate the standard antideuteron flux (med), as well as the two sets of parameters leading respectively to the minimal (min) and maximal (max) exotic fluxes [5].

## Cross sections for the background flux

The cross sections for nuclear interactions are taken from Ref. [8]. The contributions of the various channels are displayed in Fig. 1. The  $pH$  and  $pHe$  are the dominant channels for energies be-

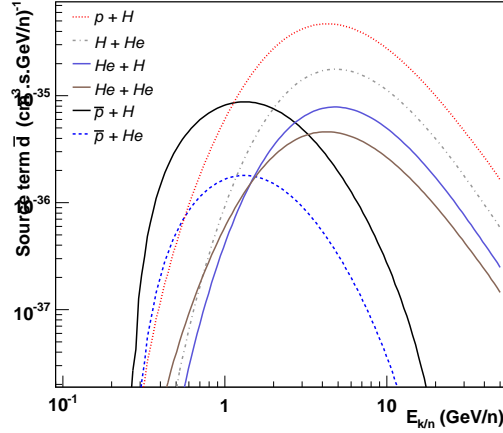


Figure 1: Antideuteron source term for the secondary flux, obtained from the integration of the measured CR fluxes times the differential production cross section, times the gas density in the ISM. The contributions of the different processes are outlined, as well as the total flux.

yond 1 GeV/n. At lower energies, the  $\bar{p}p$  contribution plays an important role, as it enhances the background, in a region where the primary contribution is expected. All cross sections can be assumed to be accurate within a factor of two, except for the  $\bar{p}p$  and  $\bar{p}He$  channels which are not yet well constrained.

The tertiary contribution (due to non–annihilating rescattering of antideuterons) is also implemented. As in Ref. [8], we use here a more refined treatment than the classical Tan & Ng scheme (energy of the surviving antinuclei scales as the energy of the incoming antideuteron). Fig. 2 shows that tertiaries are relevant only at very low energies, below 0.3 GeV/n. Taking into account energy redistributions and the solar modulation of the flux washes out the effect of tertiaries almost completely for detectable fluxes at the top of the Earth atmosphere. This is manifest in Fig. 3, where the background calculation is shown after solar modulation at the minimum of solar activity has been included.

We wish to comment that we have corrected here an error in the normalization of the cross sections

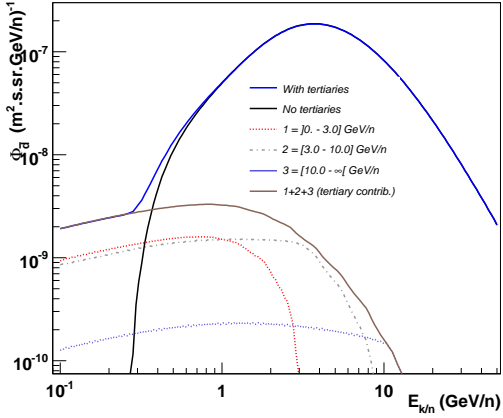


Figure 2: Interstellar antideuteron flux with and without the tertiary source term. The top curve is the sum of the secondary contribution (steep decrease at low energy) and of the tertiary contribution (a few secondaries survive the collision with the ISM and are shifted to lower energy). The tertiary curve, labeled “1+2+3”, is the sum of the three curves “1”, “2” and “3” that correspond to the tertiary contributions of three energy bands (labelled as: 1, 2 and 3).

used in previous calculations (Fig. 8 of Ref. [8] is incorrect). However this modification does not alter the conclusions of Ref. [8].

## Signal from dark matter annihilation

An example of antideuteron signal from DM annihilation is shown in Fig. 3, for a 60 GeV–mass DM particle with an annihilation cross section compatible with the current WMAP result on the amount of cold DM. The galactic propagation has been calculated for the three sets of astrophysical parameters shown in Table 1. We see that, as for antiprotons [5] and for positrons [9], the uncertainty in the low–energy part of the signal, as due to galactic propagation, is sizeable. It reaches one order of magnitude at energies of 0.1 GeV/n. Nevertheless, we find, as already discussed in Ref. [6], that the low–energy sector of the antideuteron signal potentially offers a good discriminating power over

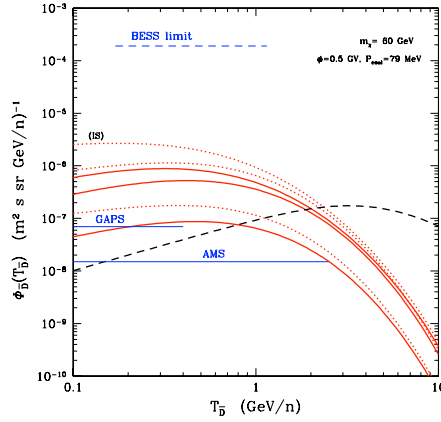


Figure 3: Fluxes of primary and secondary antideuterons at solar minimum. The dashed line shows the secondary antideuteron contribution, calculated with the median set of propagation parameters. The solid lines correspond to the fluxes from the annihilation of a 60 GeV DM particle. From top to bottom: the maximum, median and minimum set of propagation parameters are used. Dotted lines: the same as for solid lines, but for the interstellar fluxes. The BESS limit on the antideuteron searches is shown as a horizontal dashed line. The expected sensitivities for the GAPS and AMS experiments are shown as horizontal solid lines.

the background, a feature which is not shared neither by the antiproton [5] nor the positron [9] signals. For this reason, antideuterons represent the best indirect detection option, with a potential clear signature in the low energy part of the spectrum. An example of the signal–to–noise ratio is shown in Fig. 4 for the same representative signal of Fig. 3: we see that below 1–2 GeV/n energies, the total antideuteron flux at the Earth is dominated by the signal component. Clearly the optimistic situation shown in Figs.3 and 4 depends also on the particle physics properties of the DM candidate, mostly on its abundance as DM component. Nevertheless, antideuterons offer the possibility for detectors like GAPS and AMS (whose expected sensitivities are reproduced in Fig. 3) to explore a large fraction of the particle–physics parameter space in case of neutralino DM in supersymmetric theories. These results will be discussed elsewhere [7].

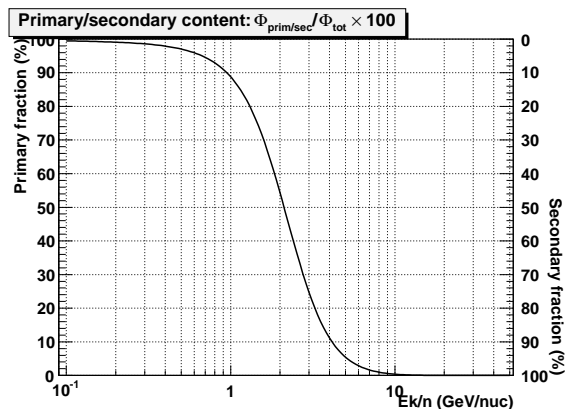


Figure 4: Ratio of the primary–to–secondary fluxes, calculated for the set of maximal propagation parameters and at solar minimum. The DM primary flux has been obtained for a particle with a mass of 60 GeV.

## Conclusions

We have discussed a novel calculation of the antideuteron component of cosmic rays, by introducing additional effects in the background estimate and by discussing the astrophysical uncertainties coming mainly from the antideuteron propagation in the galactic medium, which affect mostly the DM signal contribution. As for antiprotons, the primary component from DM annihilation is more affected than the secondary component from cosmic rays interactions with the interstellar medium. The uncertainty on the signal is about one order of magnitude in the low energy part of the spectrum. Prospects of future forthcoming experiments have been discussed: for suitable DM–particle properties, the antideuteron flux may well fall within the experimental reach, regardless of the astrophysical uncertainties.

## Acknowledgements

N.F. and F.D. acknowledge research grants funded jointly by the Italian Ministero dell’Università e della Ricerca (MIUR), the University of Torino and the INFN within the *Astroparticle Physics Project*.

## References

- [1] G. Battaglia et al. Erratum: The radial velocity dispersion profile of the Galactic halo: constraining the density profile of the dark halo of the Milky Way. *MNRAS*, 370:1055–1056, 2006.
- [2] J. Diemand, M. Kuhlen, and P. Madau. Dark Matter Substructure and Gamma-Ray Annihilation in the Milky Way Halo. *ApJ*, 657:262–270, 2007.
- [3] J. Diemand, B. Moore, and J. Stadel. Convergence and scatter of cluster density profiles. *MNRAS*, 353:624–632, 2004.
- [4] F. Donato et al. Antiprotons from Spallations of Cosmic Rays on Interstellar Matter. *ApJ*, 563:172–184, 2001.
- [5] F. Donato, N. Fornengo, D. Maurin, P. Salati, and R. Taillet. Antiprotons in cosmic rays from neutralino annihilation. *Phys. Rev. D*, 69(6):063501, 2004.
- [6] F. Donato, N. Fornengo, and P. Salati. Antideuterons as a signature of supersymmetric dark matter. *Phys. Rev. D*, 62(4):043003, 2000.
- [7] F. Donato, P. Fornengo, and D. Maurin. Antideuterons in space from neutralino annihilation. *Torino University preprint DFTT 6/2007*, 2007 (to appear).
- [8] R. Duperray et al. Flux of light antimatter nuclei near Earth, induced by cosmic rays in the Galaxy and in the atmosphere. *Phys. Rev. D*, 71(8):083013, 2005.
- [9] N. Fornengo et al. Positrons from dark matter annihilation in the galactic halo: uncertainties. *These Proceedings*.
- [10] J. Lavallo et al. *in preparation*.
- [11] D. Maurin, F. Donato, R. Taillet, and P. Salati. Cosmic Rays below  $Z=30$  in a Diffusion Model: New Constraints on Propagation Parameters. *ApJ*, 555:585–596, 2001.
- [12] D. Maurin and R. Taillet. Spatial origin of Galactic cosmic rays in diffusion models. II. Exotic primary cosmic rays. *A&A*, 404:949–958, 2003.
- [13] D. Maurin, R. Taillet, and F. Donato. New results on source and diffusion spectral features of Galactic cosmic rays: I B/C ratio. *Astronomy and Astrophys.*, 394:1039–1056, 2002.

This figure "logoblack.png" is available in "png" format from:

<http://arxiv.org/ps/0709.2098v1>