

A Substellar Companion to the Intermediate-Mass Giant 11 Com

Y.J. Liu,^{1,2} Bun'ei Sato,³ G. Zhao,¹ Kunio Noguchi,⁴ H. Wang,¹ Eiji Kambe,⁵ Hiroyasu Ando,⁴ Hideyuki Izumiura,^{5,6} Y.Q. Chen,¹ Norio Okada,⁴ Eri Toyota,⁷ Masashi Omiya,⁸ Seiji Masuda,⁹ Yoichi Takeda,⁴ Daisuke Murata,⁷ Yoichi Itoh,⁷ Michitoshi Yoshida,⁵ Eiichiro Kokubo,⁴ and Shigeru Ida³

ABSTRACT

We report the detection of a substellar companion orbiting the intermediate-mass giant star 11 Com (G8 III). Precise Doppler measurements of the star from Xinglong station and Okayama Astrophysical Observatory (OAO) revealed Keplerian velocity variations with an orbital period of 326.03 ± 0.32 days, a semiamplitude of 302.8 ± 2.6 m s⁻¹, and an eccentricity of 0.231 ± 0.005 . Adopting a stellar mass of $2.7 \pm 0.3 M_{\odot}$, the minimum mass of the companion is $19.4 \pm 1.5 M_{\text{J}}$, well above the deuterium burning limit, and the semimajor axis is 1.29 ± 0.05 AU. This

¹National Astronomical Observatories, Chinese Academy of Sciences, A20 Datun Road, Chaoyang District, Beijing 100012, China; lyj@bao.ac.cn, gzhao@bao.ac.cn, wh@bao.ac.cn, cyq@bao.ac.cn

²Graduate University of Chinese Academy of Sciences, Beijing 100049, China

³Tokyo Institute of Technology, 2-12-1 Ookayama, Meguro-ku, Tokyo 152-8550, Japan; sato.b.aa@m.titech.ac.jp, ida@geo.titech.ac.jp

⁴National Astronomical Observatory of Japan, National Institutes of Natural Sciences, 2-21-1 Osawa, Mitaka, Tokyo 181-8588, Japan; knoguchi@optik.mtk.nao.ac.jp, ando@optik.mtk.nao.ac.jp, okada@design.mtk.nao.ac.jp, takedayi@cc.nao.ac.jp, kokubo@nao.ac.jp

⁵Okayama Astrophysical Observatory, National Astronomical Observatory of Japan, National Institutes of Natural Sciences, 3037-5 Honjyo, Kamogata, Asakuchi, Okayama 719-0232, Japan; kambe@oao.nao.ac.jp, izumiura@oao.nao.ac.jp, yoshida@oao.nao.ac.jp

⁶The Graduate University for Advanced Studies, Shonan Village, Hayama, Kanagawa 240-0193, Japan

⁷Graduate School of Science, Kobe University, 1-1 Rokkodai, Nada, Kobe 657-8501, Japan; toyota@kobe-u.ac.jp, murata@harbor.scitec.kobe-u.ac.jp, yitoh@kobe-u.ac.jp

⁸Department of Physics, Tokai University, 1117 Kitakaname, Hiratsuka, Kanagawa 259-1292, Japan; ohmiya@peacock.rh.u-tokai.ac.jp

⁹Tokushima Science Museum, Asutamu Land Tokushima, 45-22 Kibigadani, Nato, Itano-cho, Itano-gun, Tokushima 779-0111, Japan; masuda@asutamu.jp

is the first result from the joint planet search program between China and Japan aiming at revealing statistics of substellar companions around intermediate-mass giants. 11 Com b emerged from 300 targets of the planet search program at OAO. The current detection rate of a brown dwarf candidate seems to be comparable to that around solar-type stars within orbital separations of ~ 3 AU.

Subject headings: stars: individual: 11 Com (HD 107383) — stars: low-mass, brown dwarfs — planetary systems — techniques: radial velocities

1. Introduction

A “brown dwarf desert” is widely known as a deficit in the frequency of brown dwarf companions ($13 - 80M_J$) to solar-type stars (e.g. Marcy & Butler 2000). The mass distribution of companions rises steeply toward planets at one extreme and stellar masses at the other, with a deficit of brown dwarfs in between (e.g. Grether & Lineweaver 2006). The presence of such a desert within orbital separation of ~ 3 AU was revealed and confirmed by the precise radial velocity surveys during the past decade (Butler et al. 2006 and references therein), and recent coronagraphic surveys showed that the desert extends to ~ 1000 AU (McCarthy & Zuckerman 2004). This bimodal mass distribution of the low-mass companions is considered to be the outcome of distinct formation mechanisms for planets and stellar companions to solar-type stars.

On the other hand, it has remained to be cleared whether the brown dwarf desert also exists around massive stars. Few absorption lines in the spectra of massive early-type dwarfs, which are often rotationally broadened, make it difficult to detect low-mass companions by precise radial velocity measurements, and their high luminosity prevents us from directly imaging close and faint companions. Therefore, massive stars had not been major targets of planet/brown dwarf searches compared with lower-mass stars.

However, the existence of substellar companions to intermediate-mass stars ($\gtrsim 1.6M_\odot$) has been gradually uncovered mainly through the precise Doppler surveys of G, K giants (e.g. Setiawan et al. 2005; Sato et al. 2007; Hatzes et al. 2005; Johnson et al. 2007; Lovis & Mayor 2007; Frink et al. 2002; Niedzielski et al. 2007). These are massive stars in evolved stages and have many sharp absorption lines in their spectra appropriate for radial velocity measurements. The minimum masses of the discovered companions range from 0.6 to $19.8 M_J$, and the semimajor axes are from 0.8 to 2.4 AU. The two of the most massive ones, NGC4349 No127 b ($19.8 M_J$; Lovis & Mayor 2007) and HD 13189 b ($14 M_J$; Hatzes

et al. 2005)¹, are falling in the brown dwarf regime. Galland et al. (2005) have tried a precise Doppler survey of low-mass companions to A–F dwarfs and found one brown dwarf candidate with the minimum mass of $25M_J$ in a 25-day orbit around the A9 V star HD 180777. Kouwenhoven et al. (2007) found two distant (520 and 1500 AU) brown dwarf candidates to a B star in the Sco OB2 association by direct imaging with the near-infrared camera and the adaptive optics system. They derived a frequency of brown dwarf companions ($\gtrsim 30M_J$) to $0.5\pm 0.5\%$ in the separation range 130–520 AU for late-B and A type stars in the association, which is comparable to the frequency of $0.7\pm 0.7\%$ derived by McCarthy & Zuckerman (2004) for F–M stars in the separation range 120–1200 AU.

We here report the detection of a substellar companion to the intermediate-mass G-type giant 11 Com (HD 107383) from Doppler planet search programs at the National Astronomical Observatories (Xinglong, China) and Okayama Astrophysical Observatory (OAO, Japan). This is the third one with the minimum mass falling in the brown dwarf regime discovered around intermediate-mass giants.

2. Observations

2.1. OAO Observations

The Okayama Planet Search Program started in 2001 using a 1.88 m telescope and the High Dispersion Echelle Spectrograph (HIDES; Izumiura 1999) at OAO. It aims to detect planets around intermediate-mass G-type (and early K-type) giants (Sato et al. 2005) and about 300 targets are now under survey. For precise radial velocity measurements, we set a wavelength range to 5000–6100Å and a slit width to 200 μm (0.76") giving a spectral resolution ($\lambda/\Delta\lambda$) of 67000, and use an iodine absorption cell (I₂ cell; Kambe et al. 2002) for precise wavelength calibration. Our modeling technique of an I₂-superposed stellar spectrum (star+I₂) is detailed in Sato et al. (2002), which is based on the method by Butler et al. (1996), giving a Doppler precision of about 6 m s⁻¹ over a time span of 6 years. The stellar template used for radial velocity analysis is extracted from several star+I₂ spectra with use of the method described in Sato et al. (2002). The reduction of echelle data is performed using the IRAF² software package in the standard manner. For abundance analysis of 11

¹HD 13189 b has uncertainty between 8 to 20 M_J depending on the uncertainty of the host star’s mass (2–6 M_\odot) (Hatzes et al. 2005)

²IRAF is distributed by the National Optical Astronomy Observatories, which is operated by the Association of Universities for Research in Astronomy, Inc. under cooperative agreement with the National Science

Com, we took pure (I₂-free) stellar spectra of wavebands of 5000–6100 and 6000–7100 Å with the same wavelength resolution as that for radial velocity measurements.

2.2. Xinglong Observations

The Xinglong Planet Search Program started in 2005 within a framework of international collaboration between China and Japan aiming to extend the planet search program ongoing at OAO. At the National Astronomical Observatories (Xinglong, China), we have mainly monitored about 100 G-type giants with a visual magnitude of $V \sim 6$, which have not been observed at OAO.

Before starting the planet search program, we installed an I₂ cell to the Coude Echelle Spectrograph (CES; Zhao & Li 2001), which attached to 2.16 m telescope at Xinglong Station in 2004 August. The cell is a copy of those for HIDES at OAO and High Dispersion Spectrograph at Subaru telescope (Kambe et al. 2002). The cell is put in front of the entrance slit of the spectrograph and its temperature is controlled to 60 °C. We use a blue-arm and a middle-camera configuration which covers a wavelength range of 3900–7260 Å with a spectral resolution of ~ 40000 by two pixels sampling. Although a wide wavelength range can be obtained with a single exposure, only a waveband of 470 Å is available for radial velocity measurements due to the small format (1K×1K) of the current CCD, which is a thinned back illuminated blue enhanced TEK CCD whose pixel size is $24 \times 24 \mu\text{m}^2$.

The modeling technique of a star+I₂ spectrum and the extraction method of a stellar template are based on Sato et al. (2002)'s code. For CES data, we use 5 Gaussian profiles to reconstruct the instrumental profile and the second order Legendre polynomial function to express the wavelength scale. Entire echelle spectrum is divided into about forty segments (130–150 pixels for each), and Doppler analysis is applied to each segment. The current best short-term (~ 1 week) precision for bright stars is about 15 m s^{-1} limited by the low wavelength resolution and the narrow wavelength coverage of the spectrograph. In longer time scale (~ 1 yr), the precision gets worse to $20\text{--}25 \text{ m s}^{-1}$ including velocity offsets between different observing runs. In the case of fainter stars, the measurement precision is mainly limited by a signal-to-noise ratio (S/N). We can typically achieve a precision of $30\text{--}40 \text{ m s}^{-1}$ for a $V = 6$ star with a $S/N \sim 150$ for an exposure time of 1800 sec.

3. Stellar Properties

11 Com (HR 4697, HD 107383, HIP 60202) is a G8 III giant star with a V magnitude $V = 4.74$, a color index $B - V = 0.99$, and a precise astrometric parallax $\pi = 9.04 \pm 0.86$ mas (ESA 1997). The resulting distance is 112 pc from the sun and the absolute magnitude is $M_V = -0.48$. Effective temperature $T_{\text{eff}} = 4742 \pm 100\text{K}$ was derived from the $B - V$ and metallicity $[\text{Fe}/\text{H}]$ using the empirical calibration of Alonso et al. (2001), and a bolometric correction $B.C. = -0.36$ was derived from the calibration of Alonso et al. (1999) depending on temperature and metallicity. Then the stellar luminosity was estimated to $L = 172 \pm 31 L_{\odot}$, and a radius to $R = 19.5 \pm 2 R_{\odot}$. Stellar mass $M = 2.7 \pm 0.3 M_{\odot}$ was estimated from the star’s position in the theoretical H-R diagram by interpolating in the evolutionary tracks of Yonsei-Yale (Yi et al. 2003). Surface gravity $\log g = 2.31 \pm 0.10$ was determined using the relation between temperature, mass, luminosity and gravity (see equation 1 of Chen et al. 2000). Iron abundance was determined from the equivalent widths measured from the I_2 -free spectrum (5000–6100 and 6000–7100 Å) combined with the model atmosphere (Kurucz 1993). We iterated the whole procedure described above until the value of the overall metallicity of the model converged. Finally we got $[\text{Fe}/\text{H}] = -0.35 \pm 0.09$ and a microturbulent velocity $v_t = 1.5 \pm 0.2 \text{ km s}^{-1}$. The rotational velocity of the star is determined by de Medeiros & Mayor (1999) to be $v \sin i = 1.2 \pm 1.0 \text{ km s}^{-1}$. *Hipparcos* made a total of 99 observations of the star, revealing a photometric stability down to $\sigma = 0.006$ mag. The stellar parameters are summarized in Table 1.

Figure 1 shows Ca II H line for 11 Com together with those for G8–9 III giants in our sample. Although the calibration to measure chromospheric activity for our spectra and the correlation between chromospheric activity and intrinsic radial velocity “jitter” for giants have not been well established yet, the lack of significant emission in the line of 11 Com suggests its low chromospheric activity.

4. Radial Velocities and Orbital Solution

We started observations of 11 Com at OAO in 2003 December. Soon after that, its large radial velocity variations were detected suggesting the existence of a substellar companion. Based on this result, we started observations of this star at Xinglong in 2005 to check the measurement precision with CES and to confirm the variations of the star independently. Until February 2007, we gathered a total of 28 data points of the star at OAO with a typical S/N of 250 per pixel, and a total of 18 data points at Xinglong with a typical S/N of 150–200.

The observed radial velocities are shown in Figure 2 and listed in Table 2 (OAO) and

3 (Xinglong) together with their estimated uncertainties. The best-fit Keplerian orbit was derived using both of the OAO and Xinglong data. An offset of -205 m s^{-1} was applied to the Xinglong radial velocities in order to minimize χ^2 when fitting a Keplerian model to the combined OAO and Xinglong velocities. The resulting orbit is shown in Figure 2 overplotted on the velocities, and its parameters are listed in Table 4. The uncertainty of each parameter was estimated using a Monte Carlo approach. The radial velocity variability can be well fitted by a Keplerian orbit with a period $P = 326.03 \pm 0.32$ days, a velocity semiamplitude $K_1 = 302.8 \pm 2.6 \text{ m s}^{-1}$, and an eccentricity $e = 0.231 \pm 0.005$. When we determined a Keplerian orbit using only OAO data, the rms scatter of the residuals to the Keplerian fit for OAO data was 17.8 m s^{-1} , which is slightly larger than the typical intrinsic radial velocity scatter of late G-type giants in our sample (Sato et al. 2005), but we found no significant additional periodicity in the residuals at this stage. The Keplerian orbit derived by only OAO data fits the Xinglong data with the rms scatter of 33.2 m s^{-1} , which is comparable to the observational errors. Adopting a stellar mass of $2.7 \pm 0.3 M_\odot$, we obtained for the companion a mass $m_2 \sin i = 19.4 \pm 1.5 M_J$ and a semimajor axis $a = 1.29 \pm 0.05$ AU. The uncertainties mostly come from that in host star’s mass. If we assume the orbit is randomly oriented, there is a 3% chance that the true mass exceeds $80 M_J$ ($i < 14^\circ$), a border between brown dwarf and star mass regimes.

To investigate other causes producing apparent radial velocity variations such as pulsation and rotational modulation, spectral line shape analysis was performed with use of high resolution stellar templates followed by the technique of Sato et al. (2007). We extracted two stellar templates from the star+I₂ spectra obtained at OAO: one was from five spectra with observed radial velocities of $250 \sim 300 \text{ m s}^{-1}$ and the other was from those with $\sim -200 \text{ m s}^{-1}$. Cross correlation profiles of the templates were calculated for 50 spectral segments (4–5Å width each) in which severely blended lines or broad lines were not included. Three bisector quantities were calculated for the cross correlation profile of each segment: the velocity span (BVS), which is the velocity difference between two flux levels of the bisector; the velocity curvature (BVC), which is the difference of the velocity span of the upper half and lower half of the bisector; and the velocity displacement (BVD), which is the average of the bisector at three different flux levels. We used flux levels of 25%, 50%, and 75% of the cross correlation profile to calculate the above quantities. Figure 3 shows the resulting bisector quantities plotted against the center wavelength of each segment. As expected from the planetary hypothesis, both of the bisector velocity span and the curvature are identical to zero (-2.3 m s^{-1} and -2.4 m s^{-1} in average, respectively), which means that the cross correlation profiles are symmetric, and the average bisector velocity displacement of -453.0 m s^{-1} is consistent with the velocity difference between the two templates. Furthermore, these values are irrelevant to wavelength. Based on these results, we conclude that the radial

velocity variability observed in 11 Com is best explained by orbital motion.

5. Discussion and Summary

We reported a discovery of a brown dwarf mass companion to the intermediate-mass giant 11 Com. This is the first result from the joint planet search program between China and Japan. We obtained radial velocities of the star over a time span of 3 years at OAO and 2 years at Xinglong. The two sites independently detected the velocity variability of the star, and the agreement of the two data sets assures the reliability of our discovery and the radial velocity measurements at both sites.

11 Com b is the third substellar companion ever discovered to intermediate-mass giants falling in the brown dwarf regime (Fig 4). To date, 10 planetary mass companions ($0.6 - 10M_J$) have been found around intermediate-mass ($\gtrsim 1.6M_\odot$) giants by precise Doppler surveys, but only 3 brown dwarf mass ones ($\gtrsim 14M_J$) have been found despite the larger radial velocity amplitudes being easily detectable. These results may suggest a shortage of brown dwarfs relative to planets around intermediate-mass giants within orbital separations of ~ 3 AU.

Brown dwarf companions are generally thought to form by gravitational collapse in protostellar clouds like stellar binary systems (Bonnell & Bastien 1992; Bate 2000). It is difficult, however, to form close binary systems with large difference in mass between the primary and the secondary (Bate 2000). According to this scenario, fewer brown dwarf companions are expected in higher-mass systems than in lower-mass ones. Around solar-type stars, the frequency of brown dwarf companions is estimated to be less than 0.5% within 3 AU (Marcy & Butler 2000)³. As long as our survey, 11 Com b emerged from a sample of 300 stars at OAO. The current detection rate seems to be comparable to that around solar-type stars, although the exact detection limits for all the targets in our sample have not been derived yet. Detailed statistical analysis will be presented in a forthcoming paper. Ongoing large scale Doppler surveys of G–K giants (Setiawan et al. 2005; Sato et al. 2007; Hatzes et al. 2005; Johnson et al. 2007; Lovis & Mayor 2007; Frink et al. 2002; Niedzielski et al. 2007) and B–A dwarfs (Galland et al. 2005) around the globe will derive statistically reliable value of the frequency.

Gravitational instability in protostellar disks is another scenario to form brown dwarf

³Patel et al. (2007) recently discovered five brown dwarf candidates beyond 3 AU by precise radial velocity technique.

companions (Boss 2000; Rice et al. 2003). This scenario is also proposed as the formation mechanism for massive gaseous planets. A half of the planetary mass companions discovered around intermediate-mass stars have minimum masses greater than $5 M_J$, so-called “super planets” (Hatzes et al. 2005; Sato et al. 2003, 2007; Setiawan et al. 2003, 2005; Lovis & Mayor 2007). Can these companions and 11 Com b be put into the same context in the point of formation mechanism? One remarkable feature of these companions is that most of them (including 11 Com b) are orbiting stars with subsolar metallicity. This apparently favors gravitational instability scenario as their formation mechanism (Boss 2002), which is less sensitive to metallicity than core accretion scenario is (Fischer & Valenti 2005; Ida & Lin 2004). However, if the surface density of dust in the disk scales as $M_*^\alpha Z$ ($\alpha > 0$), where M_* is the stellar mass and Z is the metallicity, massive stars may have higher disk surface densities, which may compensate for lower metallicities. Such disks could form massive solid cores that can accrete huge gas envelope up to $20M_J$. Further investigation of mass and metallicity distribution of substellar companions to massive stars helps discriminate between these formation scenarios.

This research is based on data collected at Xinglong station, which is operated by the National Astronomical Observatories, CAS (NAOC), and Okayama Astrophysical Observatory (OAO), which is operated by National Astronomical Observatory of Japan (NAOJ). We thank Junjun Jia, Jiaming Ai, and Hongbin Li for their expertise and support of the Xinglong observations. We are grateful to all of the staffs of OAO for their support during the OAO observations. Data analysis was in part carried out on “sb” computer system operated by the Astronomical Data Analysis Center (ADAC) and Subaru Telescope of NAOJ. We thank the National Institute of Information and Communications Technology for their support on high-speed network connection for data transfer and analysis. This work was funded by the National Natural Science Foundation of China under grants 10521001 and 10433010. B.S., H.I., H.A., and M.Y. are supported by Grants-in-Aid for Scientific Research No.17740106, (C) No.13640247, (B) No.17340056, (B) No.18340055, respectively, from the Japan Society for the Promotion of Science (JSPS). E.T., D.M., and Y.I. are supported by “The 21st Century COE Program: The Origin and Evolution of Planetary Systems” in Ministry of Education, Culture, Sports, Science and Technology (MEXT). E.K. and S.I. are partially supported by MEXT, Japan, the Grant-in-Aid for Scientific Research on Priority Areas, “Development of Extra-Solar Planetary Science.” This research has made use of the SIMBAD database, operated at CDS, Strasbourg, France.

REFERENCES

- Alonso, S., Arribas S., Martínez-Roger C., 1999, A&AS, 140, 261
- Alonso, S., Arribas S., Martínez-Roger C., 2001, A&A, 376, 1039
- Bate, M. R. 2000, MNRAS, 314, 33
- Bonnell, I. & Bastien, P. 1992, ApJ, 401, 654
- Boss, A. P. 2000, ApJ, 536, L101
- Boss, A. P. 2002, ApJ, 567, L149
- Butler, R.P. et al. 2006, ApJ, 646, 505
- Butler, R. P., Marcy, G. W., Williams, E., McCarthy, C., Dosanjh, P., & Vogt, S. S. 1996, PASP, 108, 500
- Chen, Y.Q., Nissen, P.E., Zhao, G., Zhang, H.W., & Benoni, T., 2000, A&AS, 141, 491
- de Medeiros, J. R., & Mayor, M. 1999, A&AS, 139, 433
- ESA. 1997, The *Hipparcos* and Tycho Catalogues (ESA SP-1200; Noordwijk: ESA)
- Fischer, D.A. & Valenti, J. 2005, ApJ, 622, 1102
- Frink, S., Mitchell, D. S., Quirrenbach, A., Fischer, D., Marcy, G. W., & Butler, R. P. 2002, ApJ, 576, 478
- Galland, F., Lagrange, A.-M., Udry, S., Chelli, A., Pepe, F., Beuzit, J.-L., & Mayor, M. 2005, A&A, 444, L21
- Grether, D., & Lineweaver, C.H. 2006, ApJ, 640, 1051
- Hatzes, A.P., Guenther, E.W., Endl, M., Cochran, W.D., Döllinger, M.P., & Bedalov, A. 2005, A&A, 437, 743
- Ida, S. & Lin, D.N.C. 2004, ApJ, 616, 567
- Izumiura, H. 1999, in Proc. 4th East Asian Meeting on Astronomy, ed. P.S. Chen (Kunming: Yunnan Observatory), 77
- Johnson, J.A. et al. 2007, ApJ, 665, 785
- Kambe, E. et al. 2002, PASJ, 54, 865

- Kouwenhoven, M.B.N., Brown, A.G.A., & Kaper, L. 2007, *A&A*, 464, 581
- Kurucz, R. L. 1993, Kurucz CD-ROM, No.13 (Harvard-Smithsonian Center for Astrophysics)
- Lovis, C. & Mayor, M. 2007, *A&A* in press (astro-ph/arXiv:0706.2174v1)
- Marcy, G.W. & Butler, R.P. 2000, *PASP*, 112, 137
- Marcy, G.W., Butler, R.P., Williams, E., Bildsten, L., Graham, J.R., Ghez, A.M., & Jernigan, J.G., 1997, *ApJ*, 481, 926
- McCarthy, C. & Zuckerman, B. 2004, *AJ*, 127, 2871
- Niedzielski, A. et al. 2007, *ApJ* preprint doi:10.1086/'521784'
- Patel, S.G., Vogt, S.S., Marcy, G.W., Johnson, J.A., Fischer, D.A., Wright, J.T., & Butler, R.P. 2007, *ApJ* preprint doi:10.1086/'519066'
- Rice, W.K.M., Armitage, P.J., Bonnell, I.A., Bate, M.R., Jeffers, S.V., & Vine, S.G., 2003, *MNRAS*, 346, L36
- Sato, B., Kambe, E., Takeda, Y., Izumiura, H., & Ando, H. 2002, *PASJ*, 54, 873
- Sato, B., et al. 2003, *ApJ*, 597, L157
- Sato, B., Kambe, E., Takeda, Y., Izumiura, H., Masuda, S. & Ando, H. 2005, *PASJ*, 57, 97
- Sato, B. et al. 2007, *ApJ*, 661, 527
- Setiawan, J., et al. 2003, *A&A*, 398, L19
- Setiawan, J., Rodmann, J., da Silva, L., Hatzes, A. P., Pasquini, L., von der L uhe, O., de Medeiros, J. R., D ollinger, M.P. & Guenther, E. 2005, *A&A*, 437, L31
- Yi, S. K., Kim, Y. C., & Demarque, P., 2003, *ApJS*, 144, 259
- Zhao, G., & Li, H. B., 2001, *ChJAA*, 6, 555

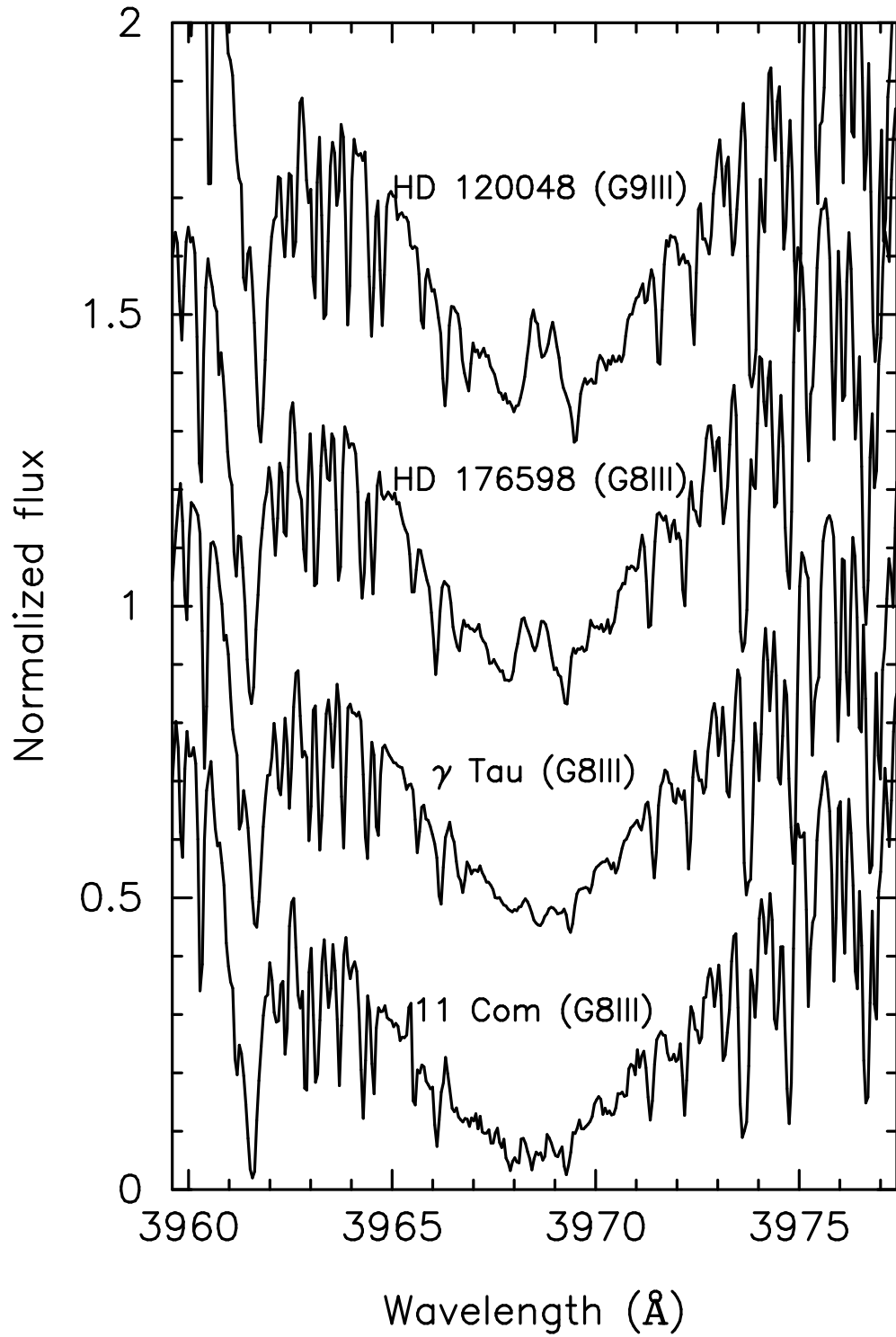


Fig. 1.— Spectra in the region of CaII H lines. HD 120048 and HD 176598 show significant core reversals in the lines suggesting high chromospheric activity. They have relatively large radial velocity scatters of 25–35 m s^{-1} . γ Tau exhibits no emission in the line and show radial velocity stability at a level of $\sim 5 \text{ m s}^{-1}$.

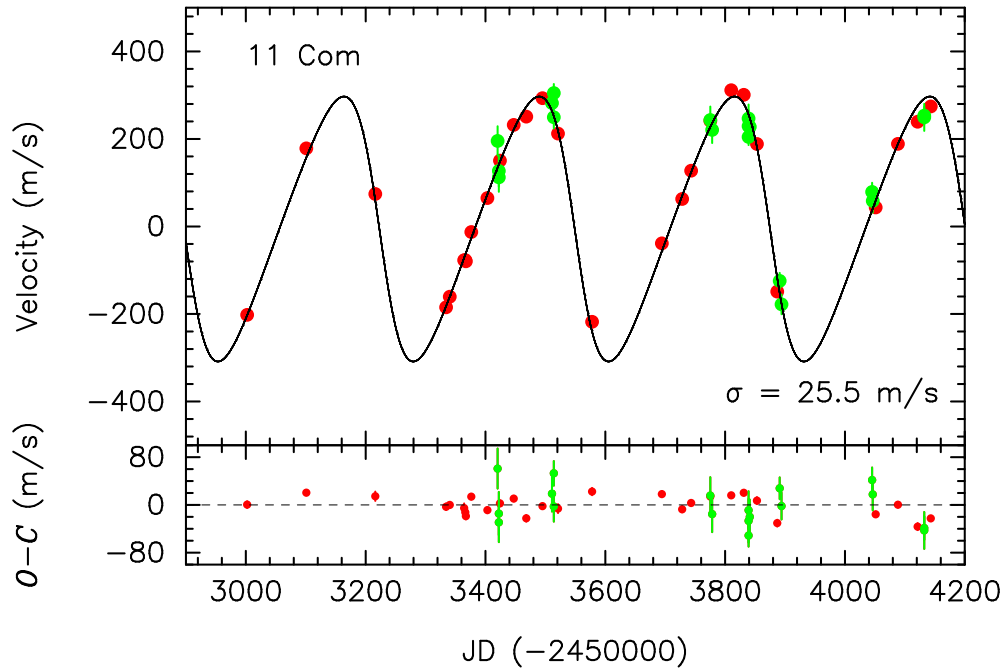


Fig. 2.— Radial velocities of 11 Com (dots) observed at OAO (red) and Xinglong (green). The Keplerian orbit (solid line) is determined using both of the OAO and Xinglong data.

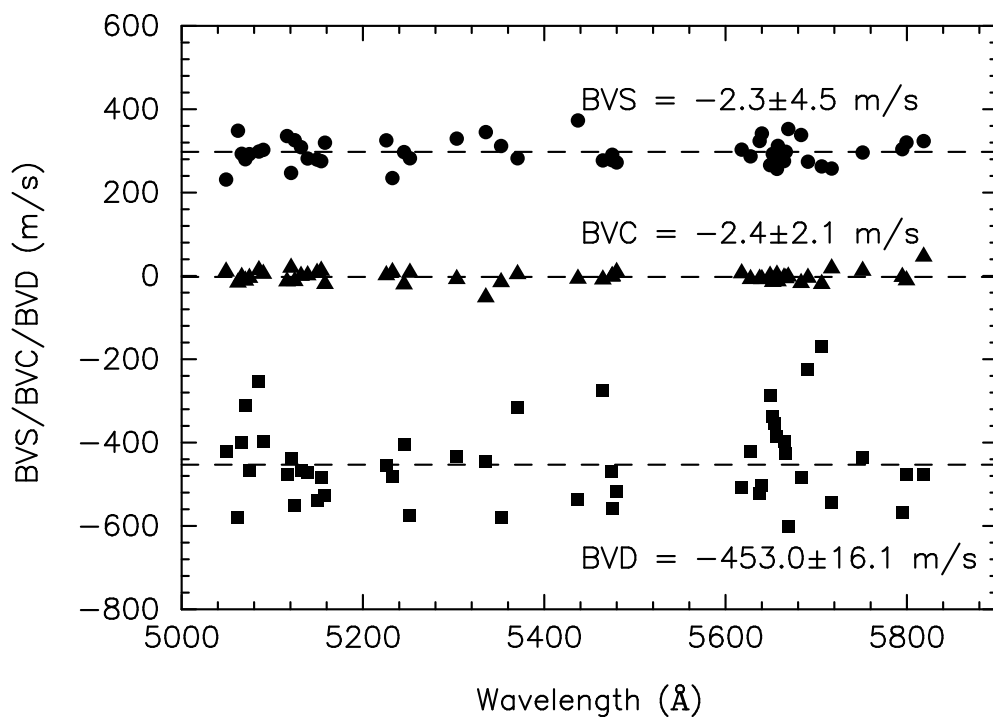


Fig. 3.— Bisector quantities of cross-correlation profiles between the templates of 11 Com at peak ($250\text{--}300\text{ m s}^{-1}$) and valley (-200 m s^{-1}) phases of observed radial velocities, showing bisector velocity span (BVS, circle), bisector velocity curvature (BVC, triangle), and bisector velocity displacement (BVD, square). The definition of these quantities are described in Section 4. The mean values and their standard errors are shown in the figure. Dashed lines represent mean values of the quantities (an offset of 300 m s^{-1} is added to the BVS).

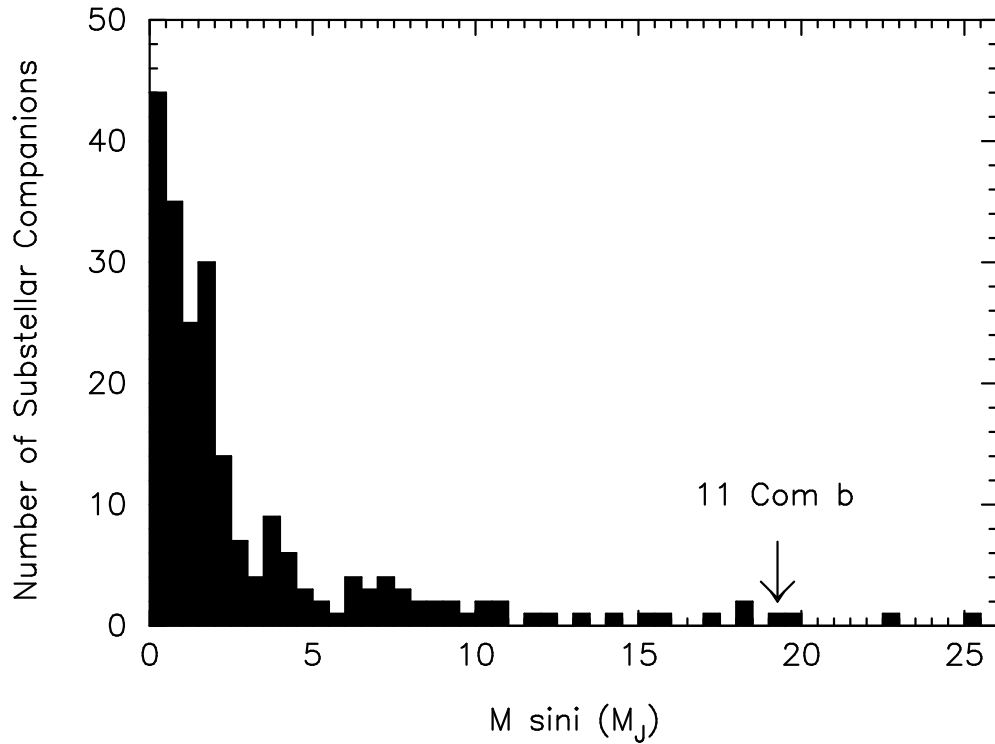


Fig. 4.— Mass distribution of substellar companions discovered by precise Doppler surveys (including all of the host stars with $\lesssim 4M_{\odot}$). The data are based on the list from <http://exoplanets.org/planets.shtml>. NGC2423 No3 b (10.6 M_J), NGC4349 No127 b (19.8 M_J), HD 13189 b (K2 II, 14 M_J), HD 17092 b (K0 III, 4.6 M_J) and HD 180777 b (A9 V, 25 M_J) are not included in the list but are added to the histogram.

Table 1. Stellar Parameters for 11 Com

Parameter	Value
Sp. Type	G8 III
π (mas)	9.04 ± 0.86
V	4.74
$B - V$	0.99
M_V	-0.48
$B.C.$	-0.36
T_{eff} (K)	4742 ± 100
$\log g$	2.31 ± 0.1
[Fe/H]	-0.35 ± 0.09
v_t (km s ⁻¹)	1.5 ± 0.2
L (L_{\odot})	175 ± 31
R (R_{\odot})	19 ± 2
M (M_{\odot})	2.7 ± 0.3
$v \sin i$ (km s ⁻¹)	1.2 ± 1.0

Table 2. Observed Radial Velocities of 11 Com at OAO

JD (-2,450,000)	Radial Velocity (m s ⁻¹)	Error (m s ⁻¹)
3002.2791	-201.7	5.7
3101.0241	178.7	4.6
3216.0035	74.5	7.9
3334.3172	-184.5	5.5
3340.3401	-160.2	4.6
3364.3191	-76.9	7.9
3366.2249	-76.6	5.2
3367.2333	-79.3	5.4
3376.3243	-12.5	4.7
3403.2636	65.3	5.1
3424.1132	150.7	5.1
3447.1803	232.5	4.6
3468.0504	251.2	5.6
3495.1120	293.4	4.5
3521.0884	212.5	7.5
3577.9651	-217.7	6.2
3694.3575	-38.2	5.0
3728.3204	63.2	5.1
3743.3484	127.7	5.0
3775.2089	241.6	4.7
3810.1629	311.6	3.9
3831.1262	301.0	4.5
3853.1393	188.7	5.8
3887.0520	-148.5	5.7
4051.3576	43.8	4.6
4088.3683	189.0	4.8
4121.2706	239.6	5.9
4143.2374	274.5	4.0

Table 3. Observed Radial Velocities of 11 Com at Xinglong

JD (-2,450,000)	Radial Velocity (m s ⁻¹)	Error (m s ⁻¹)
3420.2939	195.4	33.5
3422.2517	126.7	36.2
3422.2627	112.0	33.1
3511.0423	281.9	29.9
3514.0647	249.4	25.6
3514.0779	304.8	20.6
3775.2678	243.1	30.6
3778.3433	220.6	30.3
3839.1013	229.1	36.6
3839.1229	204.4	18.6
3839.1462	246.7	31.8
3841.1569	227.5	28.9
3891.0521	-124.4	18.3
3894.0998	-178.1	22.7
4045.3959	78.7	21.1
4046.3706	58.3	26.7
4132.3744	249.1	30.9
4132.3976	253.2	19.7

Table 4. Orbital Parameters of 11 Com determined from both of OAO and Xinglong data.

Parameter	Value
P (days)	326.03 ± 0.32
K_1 (m s^{-1})	302.8 ± 2.6
e	0.231 ± 0.005
ω (deg)	94.8 ± 1.5
T_p (JD–2,450,000)	2899.6 ± 1.6
$a_1 \sin i$ (10^{-3} AU)	8.848 ± 0.073
$f_1(m)$ ($10^{-7} M_\odot$)	8.68 ± 0.21
$m_2 \sin i$ (M_J)	19.4 ± 1.5
a (AU)	1.29 ± 0.05
N	46
rms (m s^{-1})	25.5
Reduced $\sqrt{\chi^2}$	2.8