



## Galactic neutrino background from cosmic ray interaction with the ISM content

C. DE DONATO<sup>1</sup>, G. A. MEDINA-TANCO<sup>2</sup>, J. C. D'OLIVO<sup>2</sup>

<sup>1</sup>*Dipartimento di Fisica dell'Università degli Studi di Milano and INFN, Milano, Italy,*

<sup>2</sup>*Dep. Altas Energias, Inst. de Ciencias Nucleares, Universidad Nacional Autónoma de México, México DF, CP 04510*

*cinzia.dedonato@mi.infn.it*

**Abstract:** We use a diffusive model for the propagation of Galactic cosmic rays to estimate the charged pion production in interactions with protons of the interstellar medium. Cosmic ray nuclei from proton to iron are considered and the corresponding contribution to the neutrino secondary flux produced as a result of spallation is also estimated.

### Introduction

We used the numerical Galactic Cosmic Ray propagation code GALPROP<sup>1</sup> [1] to reproduce the diffusive galactic spectrum from SuperNova Remnants (SNRs) and estimate the charged pion production in interactions with protons of the interstellar medium. From this estimation we calculate the flux of neutrinos coming from the decay of charged pions.

### Diffusion Galactic model

The diffusive model assumes cylindrical symmetry in the Galaxy, with coordinates  $R$  and  $z$  equal to the Galactocentric radius and the distance from the Galactic plane. The propagation region is bounded by  $R = R_h = 30 \text{ kpc}$  and  $z = z_h = 4 \text{ kpc}$ , beyond which free escape is assumed. The diffusion coefficient is taken as  $\beta D_0 (\rho/\rho_D)^\delta$ , where  $\rho$  is the particle rigidity,  $D_0$  is the diffusion coefficient at a reference rigidity  $\rho_D$  and  $\delta = 0.6$ .

The distribution of cosmic rays sources used reproduces the cosmic-ray distribution determined by the analysis of EGRET gamma-ray data [1].

Nuclei with  $Z < 26$  are injected with a rigidity power law spectrum of index  $\alpha = -2.05$ , independently of energy, with isotopic abundances given by space measurements of the cosmic ray abun-

dances [2]. The neutrino flux is calculated as the product of the decay of charged pions which, in turn, are created in collisions of cosmic-ray particles with interstellar gas.

The used interstellar molecular, atomic and ionized, ( $H_2$ ,  $HI$ ,  $HII$ ) hydrogen distribution are derived from radio  $HI$  and  $CO$  surveys in 9 Galactocentric rings and from information on the ionized component. The distribution of molecular hydrogen is derived indirectly from  $CO$  radio-emission and the assumption that the conversion factor  $H_2/CO$  is the same for the whole Galaxy [3]. The atomic hydrogen ( $HI$ ) distribution is taken from [4], with a  $z$ -dependence calculated using two approximation at different galactocentric distances  $R$  [5, 6] The ionized component  $HII$  is calculated using a cylindrically symmetric model [7].

### Pion production

Pion production in  $pp$ -collisions is calculated following a method developed by Dermer, which combines isobaric and scaling models of the reaction [8]. The two models work well at low and high energy respectively. In the energy range  $3 \text{ GeV} - 7 \text{ GeV}$  an interpolation of the two models is used.

In the isobaric model the distribution of pions is

1. [http://galprop.stanford.edu/web\\_galprop/galprop\\_home.html](http://galprop.stanford.edu/web_galprop/galprop_home.html)

calculated by the integration over the isobar mass spectrum ( $M_1 = m_p + m_\pi$ ,  $M_2 = \sqrt{s} - m_p$ ):

$$F_\pi(E_\pi, E_p) = \int_{M_1}^{M_2} dm_\Delta \frac{f_\pi(E_\pi, E_p; m_\Delta)}{(m_\Delta - m_\Delta^0)^2 + \Gamma^2} \times \frac{\Gamma}{\tan^{-1}\left(\frac{M_2 - m_\Delta^0}{\Gamma}\right) - \tan^{-1}\left(\frac{M_1 - m_\Delta^0}{\Gamma}\right)} \quad (1)$$

where  $E_\pi$  and  $E_p$  are the pion and proton energy in the laboratory system (LS),  $m_\Delta^0$  is the average mass of the  $\Delta$ -isobar,  $\Gamma$  is the width of the Breit-Wigner distribution and  $\sqrt{s}$  is the CMS energy. In the model it is assumed that the produced  $\Delta$ -isobar of mass  $m_\Delta$  has either the same direction (+) or the opposite direction (-) of the colliding proton in the CMS. The produced isobar decays isotropically producing a pion with the distribution:

$$f_\pi(E_\pi, E_p; m_\Delta) = \frac{1}{4m_\pi \gamma'_\pi \beta'_\pi} \times \left\{ \frac{1}{\gamma_\Delta^+ \beta_\Delta^+} H[\gamma_\pi; a^+, b^+] + \frac{1}{\gamma_\Delta^- \beta_\Delta^-} H[\gamma_\pi; a^-, b^-] \right\} \quad (2)$$

where  $H[x; a, b] = 1$  if  $a \leq x \leq b$  and  $H[x; a, b] = 0$  otherwise, with  $a^\pm = \gamma_\Delta^\pm \gamma'_\pi (1 - \beta_\Delta^\pm \beta'_\pi)$  and  $b^\pm = \gamma_\Delta^\pm \gamma'_\pi (1 + \beta_\Delta^\pm \beta'_\pi)$ . The Lorentz factors of the forward (+) and backward (-) moving isobars are  $\gamma_\Delta^\pm = \gamma_c \gamma_\Delta^* (1 \pm \beta_c \beta_\Delta^*)$  where  $\gamma_c = \sqrt{s}/2m_p$  is the Lorentz factor of the CMS in the LS and  $\gamma_\Delta^* = (s + m_\Delta^2 - m_p^2)/2\sqrt{s}m_\Delta$  is the Lorentz factor of the isobar in the CMS. The pion Lorentz factor in the rest frame of the  $\Delta$ -isobar is  $\gamma'_\pi = (m_\Delta^2 + m_\pi^2 - m_p^2)/2m_\Delta m_\pi$ .

The scaling model gives the lorentz invariant cross section for pion production as:

$$E_\pi \frac{d^3\sigma}{d^3p_\pi} = AG_\pi(E_p)(1 - \tilde{x}_\pi)^Q \times \exp\left[-\frac{Bp_\perp}{1 + 4m_p^2/s}\right], \quad (3)$$

where

$$G_{\pi^\pm}(E_p) = (1 + 4m_p^2/s)^{-R}, \quad (4)$$

$$G_{\pi^0}(E_p) = (1 + 23E_p^{-2.6})(1 - 4m_p^2/s)^R, \quad (5)$$

$$Q = (C_1 - C_2 p_\perp + C_3 p_\perp^2)/\sqrt{1 + 4m_p^2/s}, \quad (6)$$

$$\tilde{x}_\pi = \sqrt{x_\parallel^* + (4/s)(p_\perp^2 + m_\pi^2)}, \quad (7)$$

$$x_\parallel^* = \frac{2m_\pi \sqrt{s} \gamma_c \gamma_\pi (\beta_\pi \cos\theta - \beta_c)}{[(s - m_\pi^2 - m_X^2)^2 - 4m_\pi^2 m_X^2]^{1/2}}, \quad (8)$$

$\theta$  is the pion polar angle in LS,  $A$ ,  $B$ ,  $C_{1,2,3}$ ,  $R$  are positive constants and  $m_X$  is the X channel of the reaction ( $pp \rightarrow \pi^\pm + X$ ).

The energy distribution of pions can be obtained integrating over the polar angle  $\theta$

$$F_\pi(E_\pi, E_p) = \frac{2\pi p_\pi}{\langle \eta\sigma(E_p) \rangle_{sm}} \times \int_{\cos\theta_{min}}^1 d\cos\theta \left( E_\pi \frac{d^3\sigma}{d^3p_\pi} \right), \quad (9)$$

where

$$\cos\theta_{min} = \frac{\left( \gamma_c E_\pi - \frac{s - m_X^2 + m_\pi^2}{2\sqrt{s}} \right)}{\beta_c \gamma_c p_\pi}. \quad (10)$$

The distribution of muon neutrinos produced directly by the decay of pions (or kaons) produced in a  $pp$ -collision is given by

$$F(E_\nu, E_p) = \int_{E_\pi^{min}}^{E_\pi^{max}} dE_\pi F_\pi(E_\pi, E_p) \frac{dn}{dE_\nu} = \int_{E_\pi^{min}}^{E_\pi^{max}} dE_\pi F_\pi(E_\pi, E_p) \frac{BR}{(1 - m_\mu^2/M_\pi^2)P_\pi}, \quad (11)$$

with  $E_\pi^{min} = E_\nu/(1 - r) + M_\pi^2(1 - r)/(4E_\nu)$ ,  $E_\pi^{max} = (s - M_X^2 + M_\pi^2)/(2\sqrt{s})$ ,  $BR$  is the branching ratio for meson decay in muons and  $r = m_\mu^2/M_\pi^2$ .

## Muon decay

Since the muons originated from pions are produced fully polarized, the energy distribution of the neutrinos/antineutrinos in the muon rest frame is given by

$$\frac{dn}{dx d\Omega} = \frac{1}{4\pi} [f_0(x) \mp f_1(x) \cos\theta] \quad (12)$$

where  $x = E'_\nu/m_\mu$  with  $E'_\nu$  the neutrino energy in the muon rest frame and  $\theta$  the polar angle between the neutrino and the muon spin. The functions  $f_0(x)$  and  $f_1(x)$  are given in table 1.

Integrating over the polar angle and transforming the distribution to the LS, the energy distribution

	$f_0(x)$	$f_1(x)$
$\nu_\mu$	$2x^2(3-2x)$	$2x^2(1-2x)$
$\nu_e$	$12x^2(1-x)$	$12x^2(1-x)$

Table 1: Functions for neutrinos from muon decay

of a neutrino in the LS becomes:

$$\frac{dn}{dy} = \frac{1}{\beta_\mu} [g_0(y, \beta_\mu) - Pol_\mu g_1(y, \beta_\mu)] \quad (13)$$

where  $y = E_\nu/E_\mu$ ,  $E_\mu$  is the muon energy and momentum in the LS and  $Pol_\mu$  is the muon polarization. The functions  $g_0(y, \beta_\mu)$ ,  $g_1(y, \beta_\mu)$  are given by

$$g_0(y, \beta_\mu) = \int_{x_{min}}^{x_{max}} f_0(x) \frac{dx}{x}, \quad (14)$$

$$g_1(y, \beta_\mu) = \int_{x_{min}}^{x_{max}} f_1(x) \frac{2y/x - 1}{\beta_\mu} \frac{dx}{x} \quad (15)$$

with  $x_{min} = 2y/(1 + \beta_\mu)$  and  $x_{max} = \min[1, 2y/(1 - \beta_\mu)]$ .

## Neutrino production

The distributions of muons from the decay of mesons (pions or kaons) is given by

$$\frac{dn}{dE_\nu} = \frac{dn}{dE_\mu} = \frac{BR}{(1 - m_\mu^2/M^2)P_M} \quad (16)$$

where  $M$  is the pion/kaon mass,  $P_M$  is the pion/kaon momentum in the LS and  $BR$  is the branching ratio of the decay.

The energy distributions of neutrinos from muons through the pion (or kaon) decay in the LS is given by:

$$\begin{aligned} F(E_\nu, E_\pi) &= \int_{E_\mu^{min}}^{E_\mu^{max}} dE_\mu \frac{dn}{dE_\mu} \frac{dn}{dE_\nu} = \\ &= \int_{y_{min}}^{y_{max}} dy \frac{dn}{dE_\mu} \frac{1}{y} \frac{dn}{dy}, \end{aligned} \quad (17)$$

where  $y = E_\nu/E_\mu$ ,  $y_{min} = E_\nu/E_\mu^{max}$ ,  $y_{max} = E_\nu/E_\mu^{min}$  and

$$E_\mu^{min} = \max[m_\mu, \gamma_\pi(E_\mu^* - \beta_\pi P_\mu^*)], \quad (18)$$

$$E_\mu^{max} = \max[m_\mu, \gamma_\pi(E_\mu^* + \beta_\pi P_\mu^*)], \quad (19)$$

with  $\gamma_\pi$  the pion Lorentz factor in the LS and  $E_\mu^*$ ,  $P_\mu^*$  the muon energy and momentum in the pion rest frame:

$$E_\mu^* = \frac{M_\pi^2 + m_\mu^2}{2M_\pi}, \quad (20)$$

$$P_\mu^* = \frac{M_\pi^2 - m_\mu^2}{2M_\pi}. \quad (21)$$

Taking into account pion production through  $pp$ -collisions we have:

$$\begin{aligned} F(E_\nu, E_p) &= \int_{E_\pi^{min}}^{E_\pi^{max}} dE_\pi \\ &\int_{y_{min}}^{y_{max}} dy F_\pi(E_\pi, E_p) \frac{dn}{dE_\mu} \frac{1}{y} \frac{dn}{dy}, \end{aligned} \quad (22)$$

with

$$E_\pi^{min} = M_\pi \times \quad (23)$$

$$\max \left[ 1, \frac{E_\nu}{E_\mu^* + P_\mu^*} + \frac{E_\mu^* + P_\mu^*}{4E_\nu} \right]$$

$$E_\pi^{max} = \frac{s - M_X^2 + M_\pi^2}{2\sqrt{s}}. \quad (24)$$

Fig.1 shows the neutrino production cross section from the decay of negative and positive pions. For a given proton energy, we calculated the cross section for the muon neutrinos produced directly from the pion decay and for the electron and muon neutrinos produced from the muon decay.

## Neutrino flux

Using the diffusive galactic model described in §2, we calculated the diffusive galactic spectrum from SNRs. From the proton and helium spectra and from the ISM gas distributions, we estimated the charged pion production. Using the calculated cross section for neutrino production, we calculated the flux of neutrinos at Earth coming from the galaxy bulge, for neutrino energy in the range  $1 \text{ MeV} - 100 \text{ GeV}$ . In Fig.2, the total neutrino flux and the contribution of each kind of neutrino are shown. In Fig.3, the skymap of the total neutrino energy flux in Galactic latitude and longitude coordinates is shown.

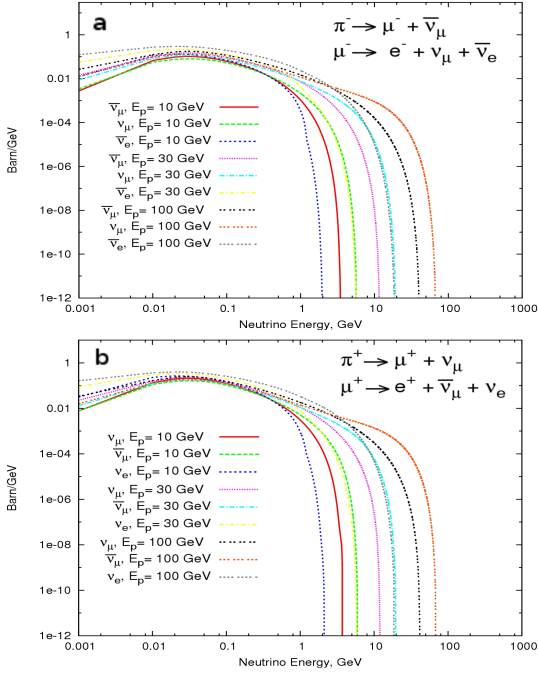


Figure 1: Calculated cross section for neutrinos from negative (a) and positive (b) pions decay produced in  $pp$ -collisions. The cross section has been calculated for fixed value of the cosmic ray proton energy.

## Acknowledgements

CDD thanks ICN-UNAM for hosting a long stay and Università degli Studi di Milano for a PhD grant. GMT and JCD thanks PAPIIT/CIC-UNAM for support.

## References

- [1] A. W. Strong, I. V. Moskalenko, *ApJ* 509 (1998) 212–228.
- [2] A. W. Strong, I. V. Moskalenko, *Advances in Space Research* 27 (2001) 717–726.
- [3] A. W. Strong, J. R. Mattox, *A&A* 308 (1996) L21–L24.
- [4] M. A. Gordon, W. B. Burton, *ApJ* 208 (1976) 346–353.
- [5] J. M. Dickey, F. J. Lockman, *ARA&A* 28 (1990) 215–261.

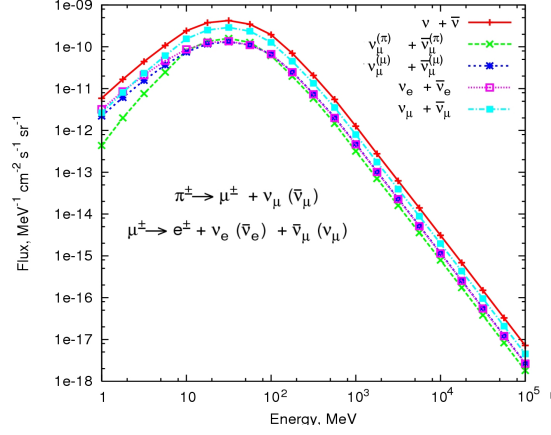


Figure 2: Flux of neutrinos coming from the Galactic bulge produced by pion decay through the interaction of cosmic rays with the ISM gas. The curves indicates the total neutrino/antineutrino flux ( $\nu + \bar{\nu}$ ), the electron ( $\nu_e + \bar{\nu}_e$ ) and muon ( $\nu_\mu + \bar{\nu}_\mu$ ) contributions and the different muon neutrino components, neutrinos coming directly from the pion decay ( $\nu_\mu^{(\pi)} + \bar{\nu}_\mu^{(\pi)}$ ) and neutrinos coming from the muon decay ( $\nu_\mu^{(\mu)} + \bar{\nu}_\mu^{(\mu)}$ ).

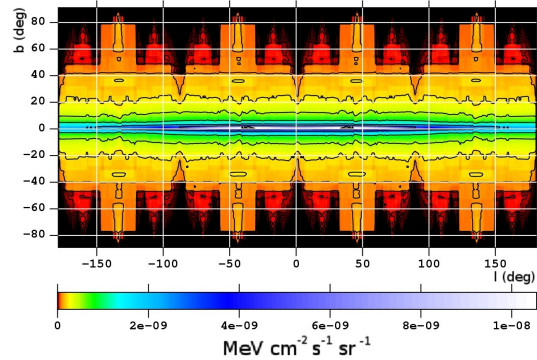


Figure 3: Sky map of the total neutrino energy flux produced by pion decay through the interaction of galactic cosmic rays with the ISM gas.

- [6] P. Cox, et al, *A&A* 155 (1986) 380–396.
- [7] J. M. Cordes, et al, *Nature* 354 (1991) 121–124.
- [8] I. V. Moskalenko, A. W. Strong, *ApJ* 493 (1998) 694–+.