

Untangling a Planar Graph*

Xavier Goaoc[†] Jan Kratochvíl[‡] Yoshio Okamoto[§] Chan-Su Shin[¶]
 Andreas Spillner^{||} Alexander Wolff^{**}

Submitted to arXiv November 6, 2008

Abstract

A straight-line drawing δ of a planar graph G need not be plane, but can be made so by *untangling* it, that is, by moving some of the vertices of G . Let $\text{shift}(G, \delta)$ denote the minimum number of vertices that need to be moved to untangle δ . We show that $\text{shift}(G, \delta)$ is NP-hard to compute and to approximate. Our hardness results extend to a version of 1BENDPOINTSEMBEDDABILITY, a well-known graph-drawing problem.

Further we define $\text{fix}(G, \delta) = n - \text{shift}(G, \delta)$ to be the maximum number of vertices of a planar n -vertex graph G that can be fixed when untangling δ . We give explicit bounds on $\text{fix}(G)$, which is the minimum of $\text{fix}(G, \delta)$ over all drawings δ of G . We show that $\text{fix}(H) \in \Theta(\sqrt{n})$ for any n -vertex outerplanar graph H and $\text{fix}(G) \in \Omega(\sqrt{\log n / \log \log n}) \cap O(\sqrt{n})$ for any general planar graph G with n vertices.

Keywords: Graph drawing, straight-line drawing, planarity, NP-hardness, hardness of approximation, moving vertices, untangling, point-set embeddability.

*This paper is based on two preliminary versions; (a) X. Goaoc, J. Kratochvíl, Y. Okamoto, Ch.-S. Shin, and A. Wolff: “Moving Vertices to Make Drawings Plane”, Proc. 15th International Symposium on Graph Drawing (GD’07), volume 4875 of *Lecture Notes in Computer Science*, pages 101–112, Springer-Verlag 2008, and (b) A. Spillner and A. Wolff: “Untangling a Planar Graph”, Proc. 34th International Conference on Current Trends in Theory and Practice of Computer Science (SOFSEM’08), volume 4910 of *Lecture Notes in Computer Science*, pages 473–484, Springer-Verlag 2008. Our work was started at the 9th “Korean” Workshop on Computational Geometry and Geometric Networks organized by A. Wolff and X. Goaoc, July 30–August 4, 2006 in Schloss Dagstuhl, Germany. Further contributions were made at the 2nd Workshop on Graph Drawing and Computational Geometry organized by W. Didimo and G. Liotta, March 11–16, 2007 in Bertinoro, Italy.

[†]LORIA – INRIA Grand Est, Nancy, France. Email: goaoc@loria.fr

[‡]Department of Applied Mathematics and Institute of Theoretical Computer Science, Charles University, Czech Republic. Email: honza@kam.mff.cuni.cz. Supported by research project 1M0545 of the Czech Ministry of Education.

[§]Graduate School of Information Science and Engineering, Tokyo Institute of Technology, Japan. Email: okamoto@is.titech.ac.jp. Supported by GCOE Program “Computationism as a Foundation for the Sciences” and Grant-in-Aid for Scientific Research from Ministry of Education, Science and Culture, Japan, and Japan Society for the Promotion of Science.

[¶]School of Electronics and Information Engineering, Hankuk University of Foreign Studies, Yongin, Korea. Email: cssin@hufs.ac.kr. Supported by Research Grant 2008 of the Hankuk University of Foreign Studies.

^{||}School of Computing Sciences, University of East Anglia, Norwich, United Kingdom. Email: aspillner@cmp.uea.ac.uk

^{**}Faculteit Wiskunde en Informatica, Technische Universiteit Eindhoven, The Netherlands. WWW: <http://www.win.tue.nl/~awolff>

Contents

1	Introduction	3
2	Previous and Related Work	4
3	Complexity	5
4	Planar Graphs: Lower Bound	11
4.1	Definitions and notation	11
4.2	Basic idea	12
4.3	Description of the algorithm	12
4.4	Correctness of the algorithm	14
4.5	Finding a Suitable Path	17
5	Planar Graphs: Upper Bound	18
6	An Upper Bound for Outerplanar Graphs	20
7	Conclusions	21
	Acknowledgments	21
	References	22

1 Introduction

A *drawing* of a graph G maps each vertex of G to a distinct point of the plane and each edge uv to an open Jordan curve connecting the images of u and v . A drawing of G is *plane* if no two distinct edges *cross*, that is, intersect. By the famous theorem of Wagner [Wag36], Fáry [Fár48], and Stein [Ste51], any planar graph admits a plane *straight-line* drawing, that is, a drawing that maps edges to straight-line segments. Obviously not every straight-line drawing of a planar graph is plane. In this paper we are exclusively interested in such straight-line drawings. Thus by a drawing we will always mean a straight-line drawing. Since a (straight-line) drawing is completely defined by the position of the vertices, moving a vertex is a natural operation to modify such a drawing. If a drawing is to be made plane—or *untangled*—by successively moving vertices, it is desirable to move as few vertices as possible. The smaller the number of moves the less likely it is that an observer gets confused, that is, the more likely the observer’s *mental map* [MELS95] is preserved during a sequence of changes. A recreational version of the problem of minimizing the number of moves is given by Tantalo’s popular on-line game *Planarity* [Tan07], where the aim is to untangle a straight-line drawing as quickly as possible, again by vertex moves. Actually, in Tantalo’s game an additional difficulty for the player is the fixed size of the screen; Liske’s [Lis08] version of the game allows rescaling and hence is fully equivalent to untangling.

We define the *vertex-shifting distance* d between two drawings δ and δ' of a graph $G = (V, E)$ to be the number of vertices of G whose images under δ and δ' differ:

$$d(\delta, \delta') = |\{v \in V \mid \delta(v) \neq \delta'(v)\}|.$$

Given our edit operation, d represents the edit distance for straight-line drawings of graphs (see Fig. 1 for an example). For a drawing δ of a planar graph G , we denote by $\text{shift}(G, \delta)$ the minimum number of vertices that need to be moved in order to untangle δ . In some sense $\text{shift}(G, \delta)$ measures the distance of δ from planarity. This suggests the following computational problem.

MINSHIFTEDVERTICES(G, δ): given a drawing δ of a planar graph G , find a plane drawing δ' of G with $d(\delta, \delta') = \text{shift}(G, \delta)$.

The symmetric point of view is often helpful. Therefore we denote by $\text{fix}(G, \delta)$ the maximum number of vertices that can be fixed when untangling δ ; we refer to such vertices as *fixed* vertices. Clearly, $\text{fix}(G, \delta) = n - \text{shift}(G, \delta)$, where n is the number of vertices of G . We call the corresponding problem, that is, finding a plane drawing of a given planar graph G that maximizes the number of fixed vertices with a given drawing δ , **MAXFIXEDVERTICES**. We denote by $\text{fix}(G)$ the minimum of $\text{fix}(G, \delta)$ over all drawings δ of G . Analogously, we denote by $\text{shift}(G)$ the maximum of $\text{shift}(G, \delta)$ over all drawings δ of G .

Kaufmann and Wiese [KW02] considered the graph-drawing problem **1BENDPOINTSEMBEDDABILITY** that will turn out to be related to **MINSHIFTEDVERTICES**. They defined a planar graph $G = (V, E)$ to be *k-bend embeddable* if, for any set S of $|V|$ points in the plane, there is a one-to-one correspondence between V and S that can be extended to a plane drawing of G with at most k bends per edge. Kaufmann and Wiese showed that (a) every 4-connected planar graph is 1-bend embeddable, (b) every planar graph is 2-bend embeddable, and (c) given a planar graph $G = (V, E)$ and set S of $|V|$ points on a line, it is NP-complete to decide whether there is a correspondence between V and S that makes it possible to 1-bend embed G on S .

The contributions we present in this paper are three-fold:

- We prove that the decision versions of **MAXFIXEDVERTICES** and **MINSHIFTEDVERTICES** are NP-hard (Theorem 3.1) and lie in \mathcal{PSPACE} (Proposition 3.7). We further prove that **MINSHIFTEDVERTICES** is hard to approximate in the following sense: if there is a real

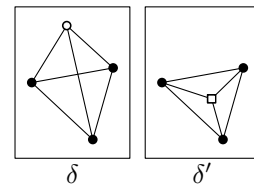


Fig. 1: Two drawings of K_4 : δ is not plane, δ' is plane; $d(\delta, \delta') = 1$.

$\varepsilon \in (0, 1]$ and a polynomial-time algorithm that guarantees to untangle any drawing δ of any n -vertex planar graph G with at most $(n^{1-\varepsilon}) \cdot (\text{shift}(G, \delta) + 1)$ moves, then $\mathcal{P} = \mathcal{NP}$ (Theorem 3.3).

- We complement the complexity result of Kaufmann and Wiese [KW02] on 1BENDPOINT-SEMBEDDABILITY by showing that it is NP-hard to decide whether a *given* one-to-one correspondence between the vertices of a planar graph G and a planar point set S extends into a plane drawing of G with at most one bend per edge (Theorem 3.4). We also show that the problem lies in \mathcal{PSPACE} (Theorem 3.6) and that an optimization version of the problem is hard to approximate (Corollary 3.5).

- We show that

$\text{fix}(H) \geq \sqrt{n/2}$ for any n -vertex outerplanar graph H (Corollary 4.9) and that $\text{fix}(G) \geq \sqrt{\frac{(\log n) - 1}{\log \log n}}$ for any general planar graph G with $n \geq 4$ vertices (Theorem 4.11), where the base of logarithms is 2. We also give, for arbitrarily large n , examples of an n -vertex outerplanar graph H with $\text{fix}(H) \leq 2\sqrt{n-1} + 1$ (Theorem 6.1) and of an n -vertex planar graph G with $\text{fix}(G) \leq \sqrt{n-2} + 1$ (Theorem 5.3)

2 Previous and Related Work

Arguably, one of the earliest results on untangling, for the n -path in the real line, is the Erdős-Szekeres theorem, which we state here for further reference.

Theorem 2.1 (Erdős and Szekeres [ES35]). *Any sequence of $n \geq sr + 1$ different real numbers has an increasing subsequence of $s + 1$ terms or a decreasing subsequence of $r + 1$ terms.*

The current best bounds on $\text{fix}(G)$ for various classes of graphs in the plane are summarized in Table 1. Recall that a lower bound of $f(n)$ means that we can untangle *any* drawing of *any* n -vertex graph G in the given graph class while fixing at least $f(n)$ vertices, whereas an upper bound of $g(n)$ means that for arbitrarily large n *there exists* a drawing δ of an n -vertex graph G in the given graph class such that at most $g(n)$ vertices can stay fixed when untangling δ .

Graph class	Lower bound		Upper bound	
Cycles	$\Omega(n^{2/3})$	[Cib08]	$O((n \log n)^{2/3})$	[PT02]
Trees	$\sqrt{n/2}$	[BDH ⁺ 08]	$3\sqrt{n} - 3$	[BDH ⁺ 08]
Outerplanar graphs	$\sqrt{n/2}$	[RV08] & Corollary 4.9	$2\sqrt{n-1} + 1$	Theorem 6.1
Planar graphs	$\sqrt[4]{(n+1)/2}$	[BDH ⁺ 08]	$\sqrt{n-2} + 1$	Theorem 5.3

Table 1: Best known bounds for $\text{fix}(G)$, where G is a graph of the given graph class with n vertices.

In the plane, untangling was first investigated for the n -cycle C_n , following the question by Watanabe [Wat98] of whether $\text{fix}(C_n) \in \Omega(n)$. The answer turned out to be negative: Pach and Tardos [PT02] showed, by a probabilistic argument, that $\text{fix}(C_n) \in O((n \log n)^{2/3})$. They also showed that $\text{fix}(C_n) \geq \lfloor \sqrt{n} + 1 \rfloor$ by applying the Erdős-Szekeres theorem to the sequence of the indices of the vertices of δ in clockwise order around some specific point. Cibulka [Cib08] recently improved that lower bound to $\Omega(n^{2/3})$ by applying the Erdős-Szekeres theorem not once but $\Theta(n^{1/3})$ times.

Pach and Tardos [PT02] extended the question to planar graphs and asked whether there is a constant $\gamma > 0$ such that $\text{fix}(G) \in \Omega(n^\gamma)$ for any planar n -vertex graph G . This question was recently answered in the affirmative by Bose et al. [BDH⁺08], who showed that $\text{fix}(G) \geq \sqrt[4]{n/3}$. While their bound improves on our Theorem 4.11, their algorithm uses our algorithm as a subroutine (specifically the result in Corollary 4.9). A recent improvement in our analysis also improves their bound, yielding $\text{fix}(G) \geq \sqrt[4]{(n+1)/2}$. An upper bound of $2\sqrt{n} + 1$ on $\text{fix}(G)$

was derived by Kang et al. [KPR⁺08] from a construction¹ by Kang et al. [KSV07]. They further showed that initial drawings starting with all vertices on a line, such as our example in Theorem 5.3, are the worst case in the sense that any planar graph G has such a drawing δ with $\text{fix}(G) = \text{fix}(G, \delta)$, and that their upper bound holds even in the case when initial drawings are restricted to drawings where vertices correspond to a set of points on the boundary of a convex set. (Note that this generalizes both the vertices-on-a-line case and the vertices-in-convex-position case.)

Verbitsky [Ver08] investigated planar graphs of higher connectivity. He proved linear upper bounds on $\text{fix}(G)$ for 3- and 4-connected planar graphs and Cibulka [Cib08] gave, for any planar graph G , an upper bound on $\text{fix}(G)$ that is a function of the number of vertices, the maximum degree, and the diameter of G . This latter bound implies, in particular, that $\text{fix}(G) \in O((n \log n)^{2/3})$ for 3-connected planar graphs and that any graph G such that $\text{fix}(G) \geq cn$ for some $c > 0$ must have a vertex v with degree $\Omega(nc^2 / \log^2 n)$.

For the class of trees, Bose et al. [BDH⁺08] showed that $\text{fix}(T) \geq \sqrt{n/2}$ for any tree T with n vertices. They further showed that $\text{fix}(T) \leq 3\sqrt{n} - 3$ for a collection of stars with n vertices in total, which, up to adding one vertex to turn these stars into a single tree, implies that the previous bound is asymptotically tight. We have obtained the same lower bound of $\sqrt{n/2}$ for the larger class of outerplanar graphs (Corollary 4.9). This bound was obtained independently by Ravsky and Verbitsky [RV08] via a finer analysis of sets of collinear vertices in plane drawings.

The hardness of computing $\text{fix}(G, \delta)$ given G and δ was obtained independently by Verbitsky [Ver08] by a reduction from independent set in line-segment intersection graphs. While our proof is more complicated than his, it is stronger as it also yields hardness of approximation and extends to the problem 1BENDPOINTSEMBEDDABILITY with vertex–point correspondence.

Finally, a somewhat related problem is that of *morphing*, or isotopy, between two plane drawings δ_1 and δ_2 of the same graph G , that is, to define for each vertex v of G a movement from $\delta_1(v)$ to $\delta_2(v)$ such that at any time during the move the drawing defined by the current vertex positions is plane. We refer the interested reader to the survey by Lubiw et al. [LPS06].

3 Complexity

In this section, we investigate the complexity of MINSHIFTEDVERTICES and of 1BENDPOINTSEMBEDDABILITY with given vertex–point correspondence.

Theorem 3.1. *Given a planar graph G , a drawing δ of G , and an integer $K > 0$, it is NP-hard to decide whether $\text{shift}(G, \delta) \leq K$.*

Proof. Our proof is by reduction from PLANAR3SAT, which is NP-hard [Lic82]. An instance of PLANAR3SAT is a 3-SAT formula φ whose variable-clause graph is planar. Note that this graph can be laid out (in polynomial time) such that variables correspond to rectangles centered on the x -axis and clauses correspond to non-crossing three-legged “combs” completely above or completely below the x -axis [KR92], see Fig. 2. We refer to this layout of the variable-clause graph as λ_φ . Let v and c be the numbers of variables and clauses of φ , respectively. We now construct a graph G_φ with a straight-line drawing δ_φ such that the following holds: δ_φ can be untangled by moving at most K vertices if and only if φ is satisfiable. We fix K later.

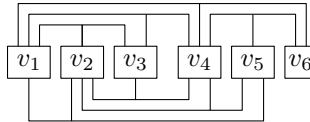


Fig. 2: Embedding of a planar 3-SAT formula.

¹It should be noted that the assumption by Kang et al. [KSV07] that the initial position of the vertices allow a plane (curved-edge) drawing of the graph is not a restriction as any planar n -vertex graph can be drawn on any set of n points in the plane using polygonal edges with $O(n)$ bends [PW01].

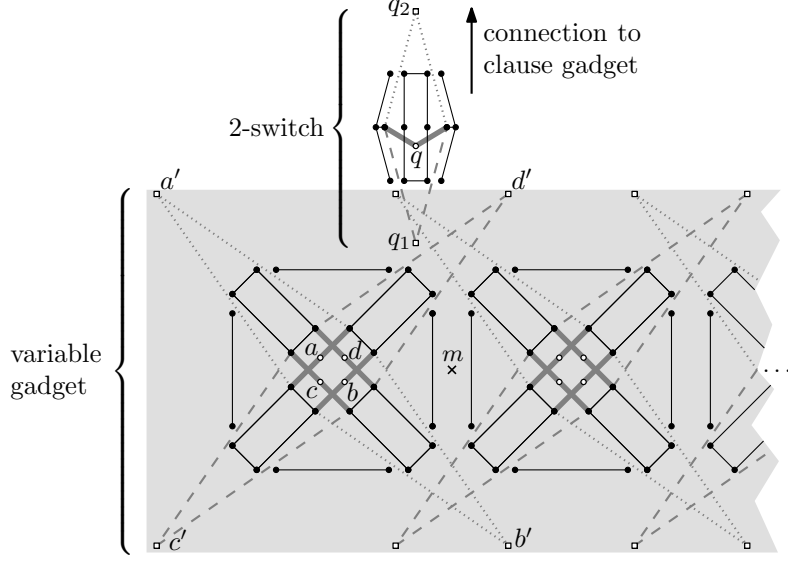


Fig. 3: Edges in the variable gadget: immobile (solid black) and mobile (thick solid gray). The predestined positions of mobile edges either correspond to *true* (dashed gray) or to *false* (dotted gray).

Our graph G_φ consists of two types of substructures (or *gadgets*), modeling the variables and clauses of φ . The overall layout of G_φ follows λ_φ (see Fig. 2): the variable gadgets are drawn in the same order along the x -axis as the variable nodes in λ_φ , and the clause gadgets form non-crossing three-legged combs that lie on the same side of the x -axis as the corresponding clause nodes in λ_φ .

In our gadgets, see Figs. 3 and 4, there are two types of vertices and edges; those that *may* move and those that are *meant* not to move. We refer to the two types as *mobile* and *immobile*. Each mobile vertex (but no immobile vertex) is incident to two edges that cross two other edges. The drawing δ_φ that we specify in the following has $2K$ crossings; if φ has a satisfying truth assignment, δ_φ can be untangled by moving K mobile vertices. Otherwise, at least one immobile vertex must move, and thus in total at least $K + 1$ vertices need to move. In the figures, immobile vertices are marked by black disks, mobile vertices by circles, and their predestined positions by little squares. Mobile edges—edges incident to a mobile vertex—are drawn as thick solid gray line segments, and their predestined positions as gray line segments that are dashed, dotted, or dashed-dotted (and thus not solid). Immobile edges are drawn as solid black line segments.

Now consider the gadget for some variable x in φ , see the shaded area in Fig. 3. The gadget consists of a horizontal chain of a certain number of roughly square *blocks*. Each block consists of 28 vertices and 28 edges. Each block has four mobile vertices, each incident to two thick gray edges. In Fig. 3 the four mobile vertices of the leftmost block are labeled in clockwise order a , d , b , and c . Note that the gray edges incident to a and b intersect those incident to c and d . Thus either both a and b or both c and d must be moved to untangle the block. Each mobile vertex $w \in \{a, b, c, d\}$ can move into exactly one position w' (up to small perturbations). The resulting incident edges are drawn by dotted and dashed gray line segments, respectively. Note that neighboring blocks in the chain are placed such that the only way to untangle them simultaneously is to move *corresponding* pairs of vertices and edges. Thus either all blocks of a variable gadget use the dashed line segments or all use the dotted line segments. These two ways to untangle a variable gadget correspond to the values *true* and *false* of the variable, respectively.

For each of the $3c$ literals in φ we connect the gadget of the corresponding variable to the gadget of the clause that contains the literal. Each block of each variable gadget is connected to a specific clause gadget above or below the variable gadget, thus there are $3c$ blocks in total. Each connection is realized by a part of G_φ that we call a *2-switch*. A 2-switch consists of 15 vertices and 14 edges. The mobile vertex q of the 2-switch in Fig. 3 is incident to two thick gray edges

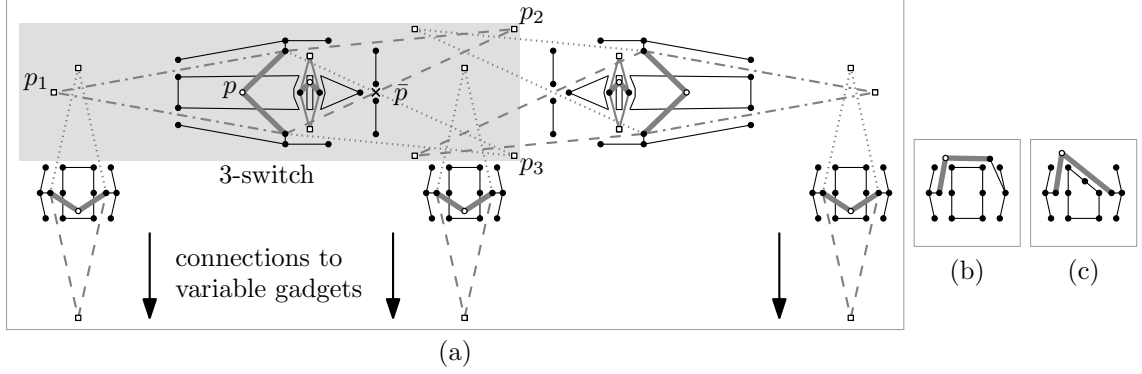


Fig. 4: (a) A clause gadget consists of three big 2-switches (drawn vertically) and two 3-switches (drawn horizontally; one is shaded). Each 3-switch contains another small 2-switch. Note that not all immobile vertices are marked. (b) & (c) Two ways in which originally immobile vertices can move to avoid a crossing if φ is not satisfiable.

that intersect two immobile edges of the 2-switch. Thus q must move. There are (up to small perturbations) two possible positions, namely q_1 and q_2 , see Fig. 3.

The 2-switch in Fig. 3 corresponds to a positive literal. For negated literals the switch must be mirrored either at the vertical or at the horizontal line that runs through the point m . Note that a switch can be stretched vertically in order to reach the right clause gadget. Further note that if a literal is *false*, the mobile vertex of the corresponding 2-switch must move away from the variable gadget and towards the clause gadget to which the 2-switch belongs. In that case we say that the 2-switch *transmits pressure*.

A clause gadget consists of three vertical 2-switches and two horizontal 3-switches. A 3-switch consists of 23 vertices and 18 edges plus a small “inner” 2-switch, see the shaded area in Fig. 4. Independently from the other, each of the two 3-switches can be stretched horizontally in order to reach vertically above the variable gadget to which it connects via a 2-switch. The mobile vertex p of the left 3-switch in Fig. 4 is incident to two thick gray edges that intersect two immobile edges of the 3-switch. Thus p must move. There are (again up to small perturbations) three possible positions, namely p_1 , p_2 , and p_3 . Note that we need the inner 2-switch, otherwise there would be a forth undesired position for moving p , namely the one labeled \bar{p} in Fig. 4. By construction, a clause gadget can be made plane by only moving the mobile vertices of all switches if and only if at most two of the three big 2-switches transmit pressure, that is, if at least one of the literals in the clause is *true*.

The graph G_φ that we have now constructed has $O(c)$ vertices, $O(c)$ edges, and $X = 26c$ crossings; $4 \cdot 3c$ in blocks and $2 \cdot 7c$ in switches. Recall that any mobile vertex is incident to two edges that each cross another edge. Thus a mobile vertex corresponds to a pair of crossings. By moving a mobile vertex to any of its predestined positions, the corresponding pair of crossings disappears. If φ is satisfiable, G_φ can be made plane by moving $K = X/2$ mobile vertices since no new crossings are introduced. If φ is not satisfiable, there is at least one pair of crossings that cannot be eliminated by moving the corresponding mobile vertex alone since all its predestined positions are blocked. Thus at least *two* vertices must be moved to eliminate that pair of crossings—and still all the other $K - 1$ pairs of crossings must be eliminated by moving at least one vertex per pair, totaling in at least $K + 1$ moves. Thus φ is satisfiable if and only if G_φ can be made plane by moving exactly K (mobile) vertices.

Recall that G_φ consists of $O(c)$ vertices and edges. We construct δ_φ step by step, starting with the vertices of the variable gadgets and then treating the clauses from innermost to outermost. In order for the 2- and 3-switches to reach far enough, note that each desired position of a mobile vertex is determined by two pairs of immobile vertices. By making the distances of the two vertex pairs (polynomially) small, the desired position can be confined to a region that is small enough to force the mobile vertex of the next switch into one of its remaining positions. Now it is clear

that it is possible to place vertices at coordinates whose representation has size polynomial in the length L of a binary encoding of φ . This yields that our reduction is polynomial in L . \square

Remark 3.2. Our proof can be slightly modified to show that the problem is also hard if we are additionally given an axis-parallel rectangle that contains the initial graph drawing, and each move is constrained to that rectangle—in other words Tantaló’s version of the planarity game. In the proof we simply compute from the given planar 3-SAT formula a rectangle that is large enough to accommodate not only the initial drawing, but also the plane drawing that we get in case the formula has a satisfying truth assignment. Note that this rectangle is barely larger than the smallest axis-parallel rectangle that contains all vertices of our initial graph drawing.

We now consider the approximability of MINSHIFTEDVERTICES. Since $\text{shift}(G, \delta) = 0$ for plane drawings, we cannot use the usual definition of an approximation factor unless we slightly modify our objective function. Let $\text{shift}'(G, \delta) = \text{shift}(G, \delta) + 1$ and call the resulting decision problem MINSHIFTEDVERTICES'. Now we can modify the above reduction to get a non-approximability result.

Theorem 3.3. *For any constant real $\varepsilon \in (0, 1]$ there is no polynomial-time $n^{1-\varepsilon}$ -approximation algorithm for MINSHIFTEDVERTICES' unless $\mathcal{P} = \mathcal{NP}$.*

Proof. Let n_φ be the number of vertices of the graph G_φ with drawing δ_φ that we constructed above. We add to G_φ for each edge e $n_\varphi^{(3-\varepsilon)/\varepsilon}$ copies, half of them on each side of e , in the close vicinity of e . If one of the endpoints of e is a mobile vertex, then all copies are incident to that vertex. In the following we detail where to place the other (new) endpoints of these edges.

We go through each immobile vertex v of G_φ . Let $\deg_\varphi v$ be the degree of v in G_φ . Note that $1 \leq \deg_\varphi v \leq 3$. If $\deg_\varphi v = 1$, we place the endpoints of the copies of the edge e incident to v on the two rays that are orthogonal to e in v . On each ray we place half of the endpoints and connect them by new edges along the ray, starting with v , see vertex v_1 in Fig. 5.

Otherwise, if $\deg_\varphi v > 1$, let e, e' be two edges that are incident to v and consecutive in the circular ordering around v . Now we add half of the endpoints of e and e' on a ray between e and e' emanating from v , in the same manner as above. The position of the ray depends on whether both e and e' are immobile or one of them is mobile. (Being immobile, vertex v is incident to at most one mobile edge.) In the first case we place the new vertices on the angular bisector of e and e' , see vertex v_2 in Fig. 5. In the second case where one of the edges, say e , is mobile, note that the original and all predestined positions of e lie in an open halfplane bounded by a line ℓ through v . So we place the new vertices on ℓ , half on each side of v , see vertex v_3 in Fig. 5.

Let G be the resulting graph, δ its drawing, and $n \leq (3/2 \cdot n_\varphi^{(3-\varepsilon)/\varepsilon} + 1) \cdot n_\varphi$ the number of vertices of G . Note that φ is satisfiable if and only if $\text{shift}'(G, \delta) = \text{shift}'(G_\varphi, \delta_\varphi) = K + 1$. Otherwise, in the original graph G_φ at least one immobile vertex has to move. This vertex either is incident to a mobile edge or it is not, see Fig. 4(b) and (c), respectively. In the new graph G , which contains G_φ , also at least one (original) immobile vertex v has to move. If v is not incident to a mobile edge, in order to make space, all new vertices in the vicinity of v have to move, too. If v is incident to a mobile edge, a new vertex in the vicinity of v has to move only if it is incident to a new copy of the mobile edge. That is, in both cases, at least $n_\varphi^{(3-\varepsilon)/\varepsilon}$ vertices have to move. In other words, $\text{shift}'(G, \delta) \geq K + 2 + n_\varphi^{(3-\varepsilon)/\varepsilon}$. Note that G can be constructed in polynomial time since we have assumed ε to be a constant.

Suppose there was a polynomial-time $n^{1-\varepsilon}$ -approximation algorithm \mathcal{A} for MINSHIFTEDVERTICES'. We can bound its approximation factor by $n^{1-\varepsilon} \leq ((3/2 \cdot n_\varphi^{(3-\varepsilon)/\varepsilon} + 1) \cdot n_\varphi)^{1-\varepsilon} \leq (2n_\varphi^{(3-\varepsilon)/\varepsilon} \cdot n_\varphi)^{1-\varepsilon} = 2^{1-\varepsilon} n_\varphi^{(3-3\varepsilon)/\varepsilon} \leq 2n_\varphi^{(3-3\varepsilon)/\varepsilon}$. Now let M be the number of moves that \mathcal{A} needs to untangle δ . If φ is satisfiable, then $M \leq \text{shift}'(G, \delta) \cdot n^{1-\varepsilon} = (K + 1) \cdot n^{1-\varepsilon} \leq (n_\varphi + 1) \cdot 2n_\varphi^{(3-3\varepsilon)/\varepsilon} = 2n_\varphi^{(3-2\varepsilon)/\varepsilon} + O(n_\varphi^{(3-3\varepsilon)/\varepsilon})$. On the other hand, if φ is unsatisfiable, then $M \geq \text{shift}'(G, \delta) > n_\varphi^{(3-\varepsilon)/\varepsilon}$. Since we can assume that n_φ is sufficiently large, the result of algorithm \mathcal{A} (that is, the number M) tells us whether φ is satisfiable. So either our assumption

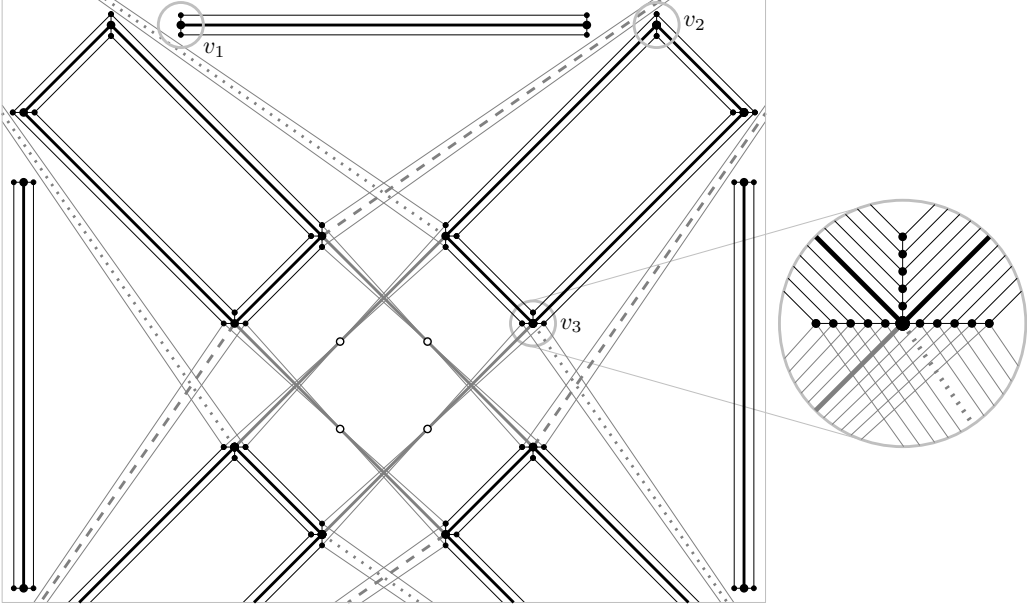


Fig. 5: Clipping of the modified variable gadget for the proof of Theorem 3.3. The old vertices and edges are drawn thicker than the new ones. Each old edge has $n_\varphi^{(3-\varepsilon)/\varepsilon}$ new copies.

concerning the existence of \mathcal{A} is wrong, or we have shown the NP-hard problem PLANAR3SAT to lie in \mathcal{P} , which in turn would mean that $\mathcal{P} = \mathcal{NP}$. \square

We now state a hardness result that establishes a connection between MINSHIFTEDVERTICES and the well-known graph-drawing problem 1BENDPOINTSEMBEDDABILITY. We define the problem 1BENDPOINTSEMBEDDABILITYWITHCORRESPONDENCE as follows. Given a planar graph $G = (V, E)$, a set S of points in the plane with rational coordinates and a one-to-one correspondence ζ between V and S , decide whether ζ can be extended to a plane 1-bend drawing of G , that is, whether G has a plane drawing δ such that $\delta(v) = \zeta(v)$ for all $v \in V$ and each edge of G is mapped to a 1-bend polygonal chain by δ .

Theorem 3.4. 1BENDPOINTSEMBEDDABILITYWITHCORRESPONDENCE is NP-hard.

Proof. The proof uses nearly the same gadgets as in the proof of Theorem 3.1: set G'_φ to a copy of G_φ where each length-2 path (u, v, w) containing a mobile vertex v is replaced by the edge $\{u, w\}$. We refer to this type of edges as *new* edges. The vertices of G'_φ are mapped to the corresponding vertices in δ_φ . We claim that G'_φ has a 1-bend drawing if and only if the given planar-3SAT formula φ is satisfiable.

In order to see that the claim holds, note the two differences to the proof of Theorem 3.1. First, in 1BENDPOINTSEMBEDDABILITYWITHCORRESPONDENCE all vertices *are* fixed. This makes it even easier to argue correctness. Second, any edge can bend, not only new edges, which are meant to bend. Due to the fact that vertices cannot move, however, all groups of edges that are meant to be obstacles will remain obstacles to the bending of the new edges. The only way to embed the new edges is to route them around the obstacles exactly as in Figs. 3 and 4. \square

Now suppose we already know that G has a plane drawing with at most one bend per edge. Then it is natural to ask for a drawing with as few bends as possible. Let $\beta(G)$ be 1 plus the minimum number of bends over all plane 1-bend drawings of G . The following corollary shows that it is hard to approximate $\beta(G)$ efficiently.

Corollary 3.5. Given a planar graph $G = (V, E)$, a set $S \subset \mathbb{Q}^2$, a one-to-one correspondence ζ between V and S that can be extended to a plane 1-bend drawing of G , and a constant $\varepsilon \in (0, 1]$, it is NP-hard to approximate $\beta(G)$ within a factor of $n^{1-\varepsilon}$.

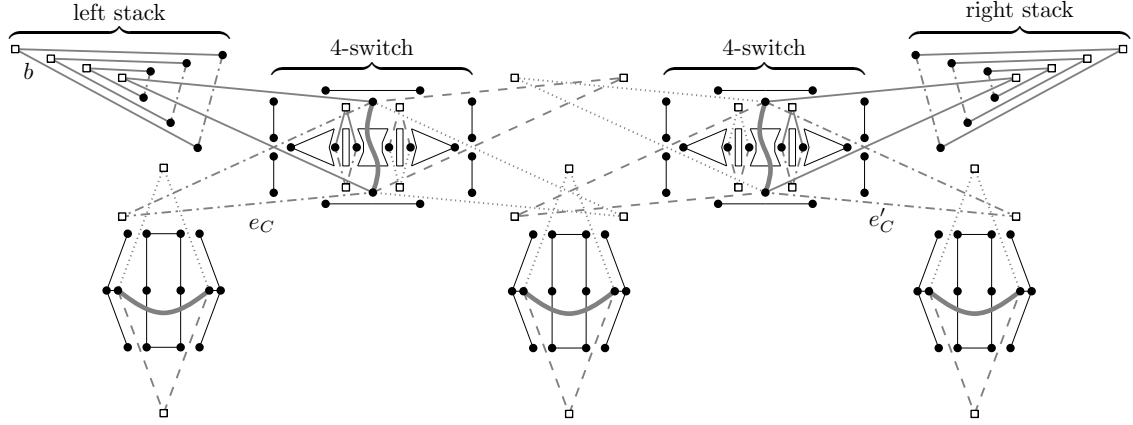


Fig. 6: Gadget of clause C adapted for the proof of Corollary 3.5. Edges e_C and e'_C each belong to a 4-switch, that is, they can be drawn in *four* combinatorially different ways (drawn in gray; solid vs. dashed-dotted vs. dotted vs. dashed). Note that not all vertices are marked.

Proof. We slightly change the clause gadget in the proof of Theorem 3.4. Apart from the three vertical 2-switches, the clause gadget now consists of two 4-switches and of two stacks of s edges each, see Fig. 6. Let G''_φ be the resulting graph, which depends on the given planar 3SAT formula φ . The 4-switches make sure that G''_φ always has a drawing with at most one bend per edge. Each stack is placed in the vicinity of a 4-switch such that all stack edges have to bend if the central switch edge is forced to bend into the direction of the stack. (In Fig. 6 the central switch edges in the left and right 4-switch are labeled e_C and e'_C , respectively.) If φ is not satisfiable, at least one clause evaluates to *false* and in the corresponding gadget all s edges in the left or all s edges in the right stack need to bend.

The number s of edges per stack can be set to $n'_\varphi^{(3-\varepsilon)/\varepsilon}$, where n'_φ is the number of vertices of the graph G'_φ defined in the proof of Theorem 3.4. Then, the remaining calculations for proving hardness of approximation are similar to those in the proof of Theorem 3.3. \square

We do not know whether 1BENDPOINTSEMBEDDABILITYWITHCORRESPONDENCE or MIN-SHIFTEDVERTICES lie in \mathcal{NP} , but it is not hard to show the following.

Theorem 3.6. 1BENDPOINTSEMBEDDABILITYWITHCORRESPONDENCE is in \mathcal{PSPACE} .

Proof. Let $G = (V, E)$ be a planar graph, S a set of n points in the plane with rational coordinates, and ζ a one-to-one correspondence between V and S . Any 1-bend drawing of G that extends ζ is uniquely determined by choosing, for each edge e , the position (x_e, y_e) of the bend b_e of e . (If an edge uv is to be drawn without bend, any point in the relative interior of the line segment connecting $\zeta(u)$ and $\zeta(v)$ can be chosen.) Thus, the set of all plane 1-bend drawings of G that extend ζ can be represented by a subset of $\mathbb{R}^{2|E|}$. The bend b_e splits (the drawing of) the edge e into two relative open line segments to which we refer as *half-edges*.

In order to decide the existence of a plane 1-bend drawing, we specify a predicate in polynomial inequalities with integer coefficients and with variables in the set $\mathcal{E} = \{x_e, y_e \mid e \in E\}$. We do this by first expressing the condition that no two half-edges with distinct endpoints may intersect. Given four distinct points A, B, C , and D , the requirement that points C and D lie in different half-planes determined by the line through A and B can be expressed by an inequality $P(A, B, C, D) < 0$, where P is a degree-4 polynomial with integer coefficients and with variables representing the coordinates of the four points [KM94]. The requirement that the line segments AB and CD are disjoint is described by the disjunction $(P(A, B, C, D) > 0) \vee (P(C, D, A, B) > 0)$.

Second, we add conditions that guarantee that no bend b_e coincides with a point in S , that all bends are distinct, and that no two half-edges overlap if they share an endpoint. All these conditions can also be described as Boolean combinations of polynomial inequalities with integer

coefficients and with variables from \mathcal{E} . As a consequence, deciding whether ζ extends to a 1-bend drawing of G recasts into deciding the non-emptiness of a set in $\mathbb{R}^{2|E|}$ defined by a predicate whose atomic formulas are polynomial inequalities with integer coefficients, a problem that is in \mathcal{PSPACE} [Can88]. \square

For MINSHIFTEDVERTICES and MAXFIXEDVERTICES an additional trick is needed.

Proposition 3.7. MINSHIFTEDVERTICES and MAXFIXEDVERTICES are in \mathcal{PSPACE} .

Proof. Obviously, both problems have the same optimal solutions, so it is enough to treat one of them, say MINSHIFTEDVERTICES. We build on the formulation sketched in the proof of Theorem 3.6. Additionally, we introduce a binary variable z_v for each vertex v that encodes whether we move vertex v ($z_v = 0$) or not ($z_v = 1$). This binary decision can be described by the quadratic equation $z_v(z_v - 1) = 0$. The x -coordinate of vertex v in the plane target drawing can then be described by $(1 - z_v)X_v + z_vx_v$, where X_v is the original x -coordinate of v and x_v is the x -coordinate of v after a possible movement. The y -coordinate of v is treated analogously. The intersection of edges can be expressed as in the proof of Theorem 3.6. To bound the number of moved vertices by K , we introduce the inequality $\sum_{v \in V} z_v \leq K$. \square

4 Planar Graphs: Lower Bound

Any drawing of a planar graph with $n \geq 3$ vertices, other than K_3 or K_4 , can be untangled while fixing at least 3 vertices [Ver08]. In this section, we give an algorithm proving that

$$\text{fix}(G) \geq f(n) = \sqrt{\frac{(\log n) - 1}{\log \log n}}$$

for any planar graph G with $n \geq 4$ vertices. Note that f actually grows, albeit *very* slowly: $f(n) > 3$ only for some $n \approx 6 \cdot 10^{15}$. Partially building on our algorithm, Bose et al. [BDH⁺08] showed that $\text{fix}(G) \geq \sqrt[4]{(n+1)/2}$, a bound greater than 3 for $n > 161$.

We first give some definitions (Section 4.1) and sketch the basic idea of our algorithm (Section 4.2). Then we describe our algorithm (Section 4.3) and prove its correctness (Section 4.4). The bound $\text{fix}(G) \geq f(n)$ depends on finding a plane embedding of G that contains a long simple path with an additional property. We show how to find such an embedding in Section 4.5.

4.1 Definitions and notation

Recall that a *plane embedding* of a planar graph is given by the circular order of the edges around each vertex and by the choice of the outer face. A plane embedding of a planar graph can be computed in linear time [HT74]. If G is triangulated, a plane embedding of G is determined by the choice of the outer face. Further recall that an edge of a graph is called a *chord* with respect to a path Π if the edge does not lie on Π but both its endpoints are vertices of Π .

For a point $p \in \mathbb{R}^2$ let $x(p)$ and $y(p)$ be the x - and y -coordinates of p , respectively. We say that p lies *vertically below* $q \in \mathbb{R}^2$ if $x(p) = x(q)$ and $y(p) \leq y(q)$. For a polygonal path $\Pi = v_1, \dots, v_k$, we denote by $V_\Pi = \{v_1, \dots, v_k\}$ the set of vertices of Π and by $E_\Pi = \{v_1v_2, \dots, v_{k-1}v_k\}$ the set of edges of Π . We call a polygonal path $\Pi = v_1, \dots, v_k$ *x -monotone* if $x(v_1) < \dots < x(v_k)$. In addition, we say that a point $p \in \mathbb{R}^2$ lies *below* an x -monotone path Π if p lies vertically below a point p' (not necessarily a vertex!) on Π . Analogously, a line segment \overline{pq} lies below Π if every point $r \in \overline{pq}$ lies below Π . We do not always strictly distinguish between a vertex v of G and the point $\delta(v)$ to which this vertex is mapped in a particular drawing δ of G . Similarly, we write vw both for the edge $\{v, w\}$ of G and the straight-line segment connecting $\delta(v)$ with $\delta(w)$.

4.2 Basic idea

Note that in order to establish a lower bound on $\text{fix}(G)$ we can assume that the given graph G is triangulated. Otherwise we can triangulate G arbitrarily (by fixing an embedding of G and adding edges until all faces are 3-cycles) and work with the resulting triangulated planar graph. A plane drawing of the latter yields a plane drawing of G . So let G be a triangulated planar graph, and let δ_0 be any drawing of G . It will also be convenient to assume that in the given drawing δ_0 , the vertices of G are mapped to points with pairwise distinct x -coordinates. By slightly rotating the drawing δ_0 we can always achieve this.

The basic idea of our algorithm is to find a plane embedding β of G such that there exists a long simple path Π connecting two vertices s and t of the outer triangle stu with the property that all chords of Π lie on one side of Π (with respect to β) and u lies on the other. For an example of such an embedding β , see Fig. 7(b). We describe how to find β and Π depending on the maximum degree and the diameter of G in Section 4.5. For the time being, we assume they are given. Now our goal is to produce a drawing of G according to the embedding β and at the same time keep many of the vertices of Π at their positions in δ_0 . Having all chords on one side is the crucial property of Π we use to achieve this. We allow ourselves to move all other vertices of G to any location we like, a process we will occasionally refer to as *drawing* certain subgraphs of G . This gives us a lower bound on $\text{fix}(G, \delta)$ in terms of the number l of vertices of Π . Our method is illustrated in Fig. 7; we give the details in the next subsection.

4.3 Description of the algorithm

Let C denote the set of chords of Π . We assume that these chords lie to the right of Π when we traverse this path from s to t in the embedding β . (Note that “below” is not defined in an embedding.) Let V_{bot} denote the set of vertices of G that lie to the right of Π in β and let $V_{\text{top}} = V \setminus (V_{\Pi} \cup V_{\text{bot}})$. Note that u lies in V_{top} . Let I be a subset of the vertices of Π such that no two vertices in I are connected by a chord of Π . We will choose I such that $|I| \geq (l+1)/2$, and our method tries to fix many of the vertices in I .

In step 1 of our algorithm we move some of the vertices in V_{Π} from the position they have in δ_0 to new positions such that the resulting ordering of the vertices in V_{Π} according to increasing x -coordinates is the same as the ordering along Π in β . This yields a new (usually non-plane) drawing δ_1 of G that maps Π on an x -monotone polygonal path Π_1 . By Theorem 2.1 we can choose δ_1 such that at least $\sqrt{|I|}$ of the vertices in I remain fixed. Let $F \subseteq I \subseteq V_{\Pi}$ be the set of the fixed vertices. Note that $\delta_1(v) = \delta_0(v)$ for all $v \in V \setminus V_{\Pi}$, see Fig. 7(c).

Once we have constructed Π_1 we have to find suitable positions for the vertices in $V_{\text{top}} \cup V_{\text{bot}}$. This is simple for the vertices in V_{top} : if we move vertex u , which lies on the outer face, far enough above Π_1 , then the polygon P_1 bounded by Π_1 and by the edges us and ut will be *star-shaped*. Recall that a polygon P is called *star-shaped* if the interior of its kernel is non-empty, and the *kernel* of a clockwise-oriented polygon P is the intersection of the right half-planes induced by the edges of P . Now if P_1 is star-shaped, we have fulfilled one of the assumptions of the following result of Hong and Nagamochi [HN08] for drawing *triconnected* graphs, that is, graphs that cannot be disconnected by removing two vertices. We would like to use their result in order to draw into P_1 the subgraph G_{top}^+ of G induced by $V_{\text{top}} \cup V_{\Pi}$ *excluding* the chords in C .

Theorem 4.1 ([HN08]). *Given a triconnected plane graph H , every drawing δ^* of the outer facial cycle of H on a star-shaped polygon P can be extended in linear time to a plane drawing of H .*

Observe that G_{top}^+ is *not* necessarily triconnected: vertex u may be adjacent to vertices on Π other than s and t . But what about the family \mathcal{H}_{top} of subgraphs of G_{top}^+ that each consist of those vertices and edges that lie in β inside or on a cycle with vertices $u, w_i, w_{i+1}, \dots, w_j$ such that u is not adjacent to any of the vertices w_{i+1}, \dots, w_{j-1} , where $(s=)w_1, w_2, \dots, w_l(=t)$ is the sequence of vertices of Π ? Recall that a planar graph H is called a *rooted triangulation* [Avi96] if in every plane drawing of H there exists at most one facial cycle with more than three vertices. According to Avis [Avi96], the following lemma is well known.

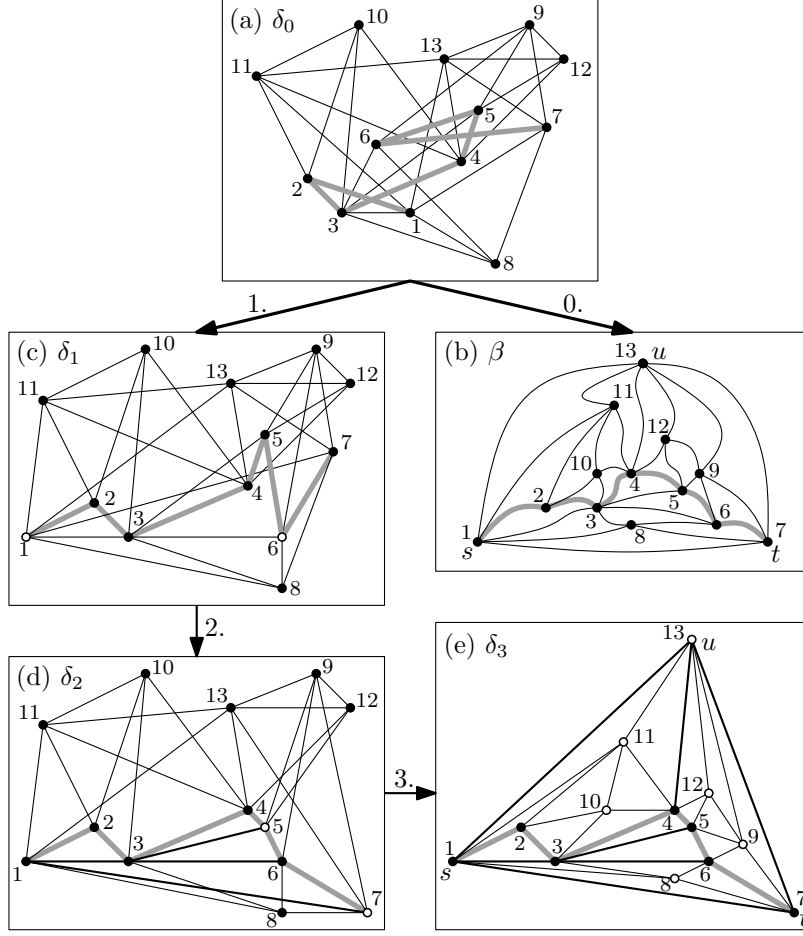


Fig. 7: An example run of our algorithm: (a) input: the given non-plane drawing δ_0 of a triangulated planar graph G . (b) Plane embedding β of G with path Π (drawn in gray) that connects two vertices on the outer face. To untangle δ_0 we first make Π x -monotone (c), then we bring all chords (bold segments) to one side of Π (d), move u to a position where u sees all vertices in V_Π , and finally move the vertices in $V \setminus (V_\Pi \cup \{u\})$ to suitable positions within the faces bounded by the bold gray and black edges (e). Vertices that move from δ_{i-1} to δ_i are marked by circles; those that do not move are marked by black disks.

Lemma 4.2 ([Avi96]). *A rooted triangulation is triconnected if and only if no facial cycle has a chord.*

Now it is clear that we can apply Theorem 4.1 to draw each of the subgraphs in \mathcal{H}_{top} . By the placement of u , each drawing region is star-shaped, and by construction, each subgraph is chordless and thus triconnected. However, to draw the graph G_{bot}^+ induced by $V_{bot} \cup V_\Pi$ (including the chords in C) we must work a little harder.

In step 2 of our algorithm we once more change the drawing of Π . Let $V^* = V_\Pi \setminus I$. Note that every chord of Π has at least one of its endpoints in V^* . Now we go through the vertices in V^* in a certain order, moving each vertex vertically down as far as necessary (see vertices 5 and 7 in Fig. 7(d)) to achieve two goals: (a) all chords in C move below the resulting polygonal path Π_2 , and (b) the faces bounded by Π_2 , the edge st , and the chords become star-shaped polygons. This defines a new drawing δ_2 , which leaves all vertices in F and all vertices in $V \setminus V_\Pi$ fixed.

In step 3 we use the fact that Π_2 is still x -monotone. This allows us to move vertex u to a location above Π_2 where it can see every vertex of Π_2 . Now Π_2 , the edges of type uw_i (with $1 < i < l$) and the chords in C partition the triangle ust into star-shaped polygons with the property

that the subgraphs of G that have to be drawn into these polygons are all rooted triangulations, and thus triconnected. This means that we can apply Theorem 4.1 to each of them. The result is our final—and plane—drawing δ_3 of G , see Fig. 7(e).

4.4 Correctness of the algorithm

We now show that our algorithm indeed produces a plane drawing where many of the vertices on the chosen path Π are fixed. To this end, recall that $F \subseteq I$ is the set of vertices in V_Π we fixed in step 1, that is, in the construction of the x -monotone polygonal path Π_1 . Our goal is to fix the vertices in F when we construct Π_2 , which also is an x -monotone polygonal path, but has two additional properties: (a) all chords in C lie below Π_2 and (b) the faces induced by Π , w_1w_l , and the chords in C are star-shaped polygons. The following lemmas form the basis for the proof of the main theorem of this section (Theorem 4.7), which shows that this can be achieved.

Lemma 4.3. *Let $\Pi = v_1, \dots, v_k$ be an x -monotone polygonal path such that (i) the segment v_1v_k lies below Π and (ii) the polygon P bounded by Π and v_1v_k is star-shaped. Let v'_k be any point vertically below v_k . Then the polygon $P' = v_1, \dots, v_{k-1}, v'_k$ is also star-shaped.*

Proof. Only two edges change when we move vertex v_k to its new position v'_k , namely v_1v_k and $v_{k-1}v_k$. Consider the remaining $k-2$ edges that do not change and let K be the intersection of the corresponding right half-planes. Since the $k-2$ edges form an x -monotone path, K is not bounded. Let q be a point in the interior of the kernel of P . Then q lies in the interior of K and, moreover, every point that is vertically below q also lies in the interior of K . Let q' be a point vertically below q and sufficiently close to the edge $v_1v'_k$. Then q' lies in the interior of the kernel of P' , and therefore P' is star-shaped by definition. \square

Lemma 4.4. *Let $\Pi = v_1, \dots, v_k$ be an x -monotone polygonal path and let D be a set of pairwise non-crossing straight-line segments with endpoints in V_Π that all lie below Π . Let v'_k be a point vertically below v_k , let $\Pi' = v_1, \dots, v_{k-1}, v'_k$, and finally let D' be a copy of D with each segment $wv_k \in D$ replaced by wv'_k .*

Then the segments in D' are pairwise non-crossing and all lie below Π' .

Proof. Let w_1v_k, \dots, w_lv_k be the straight-line segments incident with v_k (both on the monotone path Π and in D) sorted counterclockwise around v_k , $w_1 = v_{k-1}$. Note that, since the straight-line segments in D are below Π , the vertices w_1, \dots, w_l are also sorted according to decreasing x -coordinates and all of them have smaller x -coordinate than v_k . Hence, the situation is as indicated in Fig. 8.

Let B_i , $1 \leq i \leq l$, denote the set of points that lie below the straight-line segment w_iv_k and define $B = \bigcup_{i=1}^l B_i$, see the shaded region in Fig. 8. Note that the interior of B cannot contain any vertices of Π since this would contradict the fact that Π is x -monotone or the fact that all straight-line segments in D are below Π . But this implies that none of the straight-line segments $w_iv'_k$ (drawn dotted in Fig. 8) is crossed by a straight-line segment in D' since this would yield a contradiction to the fact that the straight-line segments in D are non-crossing or to the fact that the interior of B does not contain a vertex of Π . No other crossings can occur in D' since the straight-line segments in D are non-crossing. This finishes the proof. \square

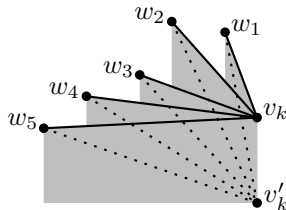


Fig. 8: Illustration of the proof of Lemma 4.4.

Recall that we aim at finding a large set $I \subseteq V_\Pi$ such that no two vertices in I are connected by a chord of Π . The set F of fixed vertices will be a subset of I . Note that I may contain vertices connected by an *edge* of Π . In the following lemma, the set V^* contains all vertices of Π that we have to move in order to draw the chords of Π straight-line; clearly such a set must cover all chords of Π . Thus the set V^* plays the role of the complement of I .

Lemma 4.5. *Let $\Pi = v_1, \dots, v_k$ be an x -monotone polygonal path. Let C_Π be a set of chords of Π that can be drawn as non-crossing curved lines below Π . Let V^* be a vertex cover of C_Π . Then there is a way to modify Π by decreasing the y -coordinates of the vertices in V^* such that the resulting straight-line drawing δ^* of $G_\Pi = (V_\Pi, E_\Pi \cup C_\Pi)$ is plane, the bounded faces of δ^* are star-shaped, and all edges in C_Π lie below the modified polygonal path, which is also x -monotone. The coordinates of the vertices of the modified path have bit length $O(nL)$, where L is the maximum bit length of the vertex coordinates of Π .*

Proof. We use induction on the number m of chords. If $m = 0$, we need not modify Π . So, suppose $m > 0$. We first choose a chord $vw \in C_\Pi$ with $x(v) < x(w)$ such that there is no other edge $v'w' \in C_\Pi$ with the property that $x(v') \leq x(v)$ and $x(w') \geq x(w)$. Clearly, such an edge always exists. Then we apply the induction hypothesis to $C_\Pi \setminus \{vw\}$. This yields a modification Π' of Π such that Π' is x -monotone, all edges in the resulting straight-line drawing δ' of $G_\Pi - vw$ lie below Π' , and all bounded faces in this drawing are star-shaped.

Now consider the chord vw and, without loss of generality, assume that $v \in V^*$. Let U denote the set of those vertices $u \in V_\Pi$ with the property that no point vertically below u and distinct from u is contained in an edge of the drawing δ' . Note that, since Π' is x -monotone, there must exist a point p vertically below v such that the straight-line segment pu does not cross any edge in the drawing δ' of $G_\Pi - vw$ for every $u \in U$.

Let $i \in \{1, \dots, k\}$ be such that $v = v_i$. We move vertex v to the point p to obtain a new drawing δ'' of $G_\Pi - vw$. Then we apply Lemma 4.4 to the rightmost vertex of the x -monotone sub-path of Π' with vertices v_1, \dots, v_i and, similarly, we apply Lemma 4.4 to the leftmost vertex of the x -monotone sub-path of Π' with vertices v_i, \dots, v_k . It follows that this does not produce any crossings among the edges in the drawing δ'' . Moreover, by our choice of the chord vw , for each face in the drawing δ' of $G_\Pi - vw$ that has vertex v in its facial cycle, v must be the leftmost or the rightmost vertex in this facial cycle. Hence, we can apply Lemma 4.3 to these faces. This yields that they remain star-shaped in δ'' . By the choice of p we ensure that the bounded face that results from adding the straight-line segment pw to the drawing δ'' is also star-shaped.

Concerning the size of the coordinates we argue as follows. Without loss of generality we can assume that all vertices of Π have negative y -coordinates. Now consider the addition of the i -th chord vw . Let y_{i-1} be the minimum y -coordinate of a vertex in the drawing before moving vertex v down. Then it is not hard to check that, in order to add the chord vw without introducing any crossings, it suffices to move v down to a point with y -coordinate $(2R_x)y_{i-1}$, where R_x is the ratio of the maximum over the minimum difference between the x -coordinates of any two distinct vertices in V_Π . Solving the recurrence for y_i yields $|y_i| \leq |(2R_x)^i y_0|$. Therefore, since there are only $O(n)$ chords, the y -coordinates in the resulting x -monotone path can be encoded using $O(nL)$ bits. \square

Remark 4.6. Unfortunately, there are indeed instances where our algorithm actually needs $\Theta(n)$ bits for representing the y -coordinates of the modified path. Let $k > 0$ be an odd integer and let Π be a path with $n = 2k + 1$ vertices v_1, \dots, v_n , where $v_i = (i, 0)$ for $1 \leq i \leq k + 1$ and $v_{k+1} = (k + 1, -1)$, see the thick light-gray path in Fig. 9. We set $C_\Pi = \{v_1 v_n, v_2 v_{n-1}, \dots, v_k v_{k+2}\}$ (drawn with dotted arcs in Fig. 9) and $V^* = \{v_2, v_4, \dots, v_{k-1}, v_{k+2}, \dots, v_{n-2}, v_n\}$ (marked with circles in Fig. 9).

Our algorithm straightens the chords in the order from innermost to outermost, that is, vertices are moved in the order $v_{k+2}, v_{k-1}, v_{k+4}, \dots, v_2, v_n$. To simplify presentation, let w_1, w_2, \dots, w_k denote the vertices of V^* in this order and let $w_0 = v_{k+1}$. For $i = 0, \dots, k$ denote the final position of w_i by $(x_i, -y_i)$. Then clearly $|x_i - x_{i-1}| = 2i - 1$ for $i = 1, \dots, k$. The edges

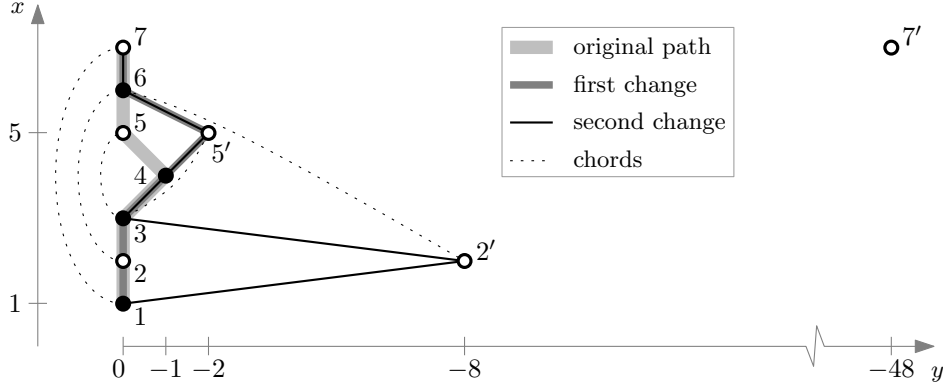


Fig. 9: When applying the algorithm that proves Lemma 4.5 to the thick light-gray n -vertex path with the dotted chords indicated on the left and with the vertex cover V^* indicated by circles, some of the y -coordinates of the resulting path need more than n bits. Note that the x -axis is vertical.

incident to w_{i-1} have slope $\pm y_{i-1}$ (with the exception of the irrelevant edge $w_0 w_1$), thus $y_i > y_{i-1} + y_{i-1} \cdot |x_i - x_{i-1}| = y_{i-1} \cdot 2i$. The recursion solves to $y_i > 2^i i!$.

Now suppose we have modified the x -monotone path Π_1 according to Lemma 4.5. Then the resulting x -monotone path Π_2 admits a straight-line drawing of the chords in C below Π_2 such that the bounded faces are star-shaped polygons, see the example in Fig. 7(d). Recall that $u \in V_{\text{top}}$ is the vertex of the outer triangle in β that does not lie on Π . We now move vertex u to a position above Π_2 such that all edges $uw \in E$ with $w \in V_{\Pi}$ can be drawn without crossing Π_2 and such that the resulting faces are star-shaped polygons. Since Π_2 is x -monotone, this can be done. As an intermediate result we obtain a plane straight-line drawing of a subgraph of G where all bounded faces are star-shaped. It remains to find suitable positions for the vertices in $(V_{\text{top}} \setminus \{u\}) \cup V_{\text{bot}}$. For every star-shaped face f there is a unique subgraph G_f of G that must be drawn inside this face. Note that by our construction every edge of G_f that has both endpoints on the boundary of f must actually be an edge of the boundary. Therefore, G_f is a rooted triangulation where no facial cycle has a chord. Now Lemma 4.2 yields that G_f is triconnected. Finally, we can use the result of Hong and Nagamochi [HN08] (see Theorem 4.1) to draw each subgraph of type G_f and thus finish our construction of a plane straight-line drawing of G , see the example in Fig. 7(e). We summarize.

Theorem 4.7. *Let G be a triangulated planar graph that contains a simple path $\Pi = w_1, \dots, w_l$ and a face $uw_1 w_l$. If G has an embedding β such that $uw_1 w_l$ is the outer face, u lies on one side of Π , and all chords of Π lie on the other side, then $\text{fix}(G) \geq \sqrt{(l+1)/2}$.*

Proof. We continue to use the notation introduced earlier in this section. Recall that we aim at finding a large set $I \subseteq V_{\Pi}$ such that no two vertices in I are connected by a chord of Π . The complement $V_{\Pi} \setminus I$ of this set I is the vertex cover V^* of C that we need for applying Lemma 4.5.

Further, $F \subseteq I$ is the set of vertices that we fixed in the first step, that is, in the construction of the x -monotone path Π_1 . It follows from Proposition 1 in the paper by Pach and Tardos [PT02] that we can make sure that $\text{fix}(G) = |F| \geq \sqrt{|I|}$. Consider the graph G_C with vertex set V_{Π} and edge set C . An independent set in G_C has exactly the property that we want for I . Thus it suffices to show that the l -vertex graph G_C has an independent set I of size at least $(l+1)/2$. We do this by giving a simple algorithm.

Our algorithm is greedy: we always take a vertex v of smallest degree, put it in the independent set I under construction, remove v and the neighbors of v from V_{Π} , and remove the edges incident to these vertices from C . We repeat this until G_C is empty.

Note that G_C initially has at least one isolated (that is, degree-0) vertex, and that the bound is obvious if G_C is a forest—the algorithm first picks all isolated vertices and then repeatedly picks leaves. Even if G_C contains cycles, the algorithm always picks a vertex of degree at most 2. This

is due to the fact that all chords lie on one side of Π , and thus G_C is and remains outerplanar, and any outerplanar graph has a vertex of degree at most 2.

Let n_i be the number of vertices that have degree i when they are put in I . As observed above, $|I| = n_0 + n_1 + n_2$. Whenever we put a vertex of degree i into I , we remove $i + 1$ vertices from V_Π , thus $l = n_0 + 2n_1 + 3n_2$. Let f be the number of bounded faces of G_C . Whenever the algorithm removes a degree-2 vertex, the number of bounded faces of G_C decreases by one, thus $f = n_2$. We claim—and will prove below—that $f + 1 \leq n_0$. Now adding $1 \leq n_0 - n_2$ to the above expression for l yields $l + 1 \leq 2n_0 + 2n_1 + 2n_2 = 2|I|$, or $|I| \geq (l + 1)/2$, which proves the theorem.

It remains to prove our claim, that is, $n_0 - 1 \geq f$. In other words, we want to show that G_C contains at least one isolated vertex more than bounded faces. Note that G_C does *not* include the edges of Π . For a chord $c = w_i w_j$ in C , we define $\{w_i, w_{i+1}, \dots, w_j\} \subseteq V_\Pi$ to be the *span* of c . Now consider a face F of G_C with vertices $w_{i_1}, w_{i_2}, \dots, w_{i_k}$ and $i_1 < i_2 < \dots < i_k$. The edges of F are $w_{i_1} w_{i_2}, w_{i_2} w_{i_3}, \dots, w_{i_k} w_{i_1}$. Note that the span of $w_{i_k} w_{i_1}$ contains the span of every other edge of F . We define the span of F to be the span of the edge $w_{i_k} w_{i_1}$.

We prove our claim by induction on f . As noted above, G_C contains at least one isolated vertex. This establishes the base of the induction. Now suppose that $f > 0$. Consider the set M of all faces of G_C whose span is maximal with respect to set inclusion. If $|M| > 1$, we apply the induction hypothesis to the subgraphs of G_C induced by the spans of the faces in M . Otherwise, let F^* be the only face in M and let e_1, \dots, e_{k-1} be the edges of F^* whose span is properly contained in the span of F^* . We apply the induction hypothesis to the subgraphs of G_C induced by the spans of e_1, \dots, e_{k-1} . Since $k \geq 3$, there are at least two such subgraphs. Each of them contains at least one isolated vertex more than bounded faces. Taking F^* into account, we conclude that G_C also contains at least one isolated vertex more than bounded faces. This completes the proof of our claim. \square

4.5 Finding a Suitable Path

We finally present two strategies for finding a suitable path Π . Neither depends on the geometry of the given drawing δ_0 of G . Instead, they exploit the graph structure of G . The first strategy works well if G has a vertex of large degree and, even though it is very simple, yields asymptotically tight bounds for outerplanar graphs.

Lemma 4.8. *Let G be a triangulated planar graph with maximum degree Δ . Then $\text{fix}(G) \geq \sqrt{(\Delta + 1)/2}$.*

Proof. Let u be a vertex of degree Δ and consider a plane embedding β of G where vertex u lies on the outer face. Since G is planar, such an embedding exists. Let $W = \{w_1, \dots, w_\Delta\}$ be the neighbors of u in β sorted clockwise around u . This gives us the desired polygonal path $\Pi = w_1, \dots, w_\Delta$ that has no chords on the side that contains u . Thus Theorem 4.7 yields $\text{fix}(G) \geq \sqrt{(\Delta + 1)/2}$. \square

Lemma 4.8 yields a lower bound for outerplanar graphs that is asymptotically tight as we will see in Section 6.

Corollary 4.9. *Let G be an outerplanar graph with n vertices. Then $\text{fix}(G) \geq \sqrt{n/2}$.*

Proof. We select an arbitrary vertex u of G . Since G is outerplanar, we can triangulate G in such a way that in the resulting triangulated planar graph G' vertex u is adjacent to every other vertex in G' . Thus the maximum degree of a vertex in G' is $n - 1$, and the result follows by Lemma 4.8. \square

Our second strategy works well if the diameter d of G is large.

Lemma 4.10. *Let G be a triangulated planar graph of diameter d . Then $\text{fix}(G) \geq \sqrt{d}$.*

Proof. We choose two vertices s and v such that a shortest s - v path has length d . We compute any plane embedding of G that has s on its outer face. Let t and u be the neighbors of s on the outer face. Recall that a *Schnyder wood* (or *realizer*) [Sch89] of a triangulated plane graph is a (special) partition of the edge set into three spanning trees each rooted at a different vertex of the outer face. Edges can be viewed as being directed to the corresponding roots. The partition is special in that the cyclic pattern in which the spanning trees enter and leave a vertex is the same for all inner vertices. Schnyder [Sch89] showed that this cyclic pattern ensures that the three unique paths from a vertex to the three roots are vertex-disjoint and chordless. Let π_s , π_t , and π_u be the “Schnyder paths” from v to s , t , and u , respectively. Note that the length of π_s is at least d , and the lengths of π_t and π_u are both at least $d - 1$. Let Π be the path that goes from s along π_s to v and from v along π_t to t . The length of Π is at least $2d - 1$. Note that due to the existence of π_u the path Π has no chords on the side that contains u . Thus, Theorem 4.7 yields $\text{fix}(G, \delta) \geq \sqrt{d}$. \square

Next we determine the trade-off between the two strategies above.

Theorem 4.11. *Let G be a planar graph with $n \geq 4$ vertices. Then $\text{fix}(G) \geq \sqrt{\frac{(\log n) - 1}{\log \log n}}$, where the base of logarithms is 2.*

Proof. Let G' be an arbitrary triangulation of G . Note that the maximum degree Δ of G' is at least 3 since $n \geq 4$ and G' is triangulated. To relate Δ to the diameter d of G' we use a very crude counting argument—Moore’s bound: starting from an arbitrary vertex of G we bound the number of vertices we can reach by a path of a certain length. Let j be the smallest integer such that $1 + (\Delta - 1) + (\Delta - 1)^2 + \dots + (\Delta - 1)^j \geq n$. Then $d \geq j$. By the definition of j we have $n \leq (\Delta - 1)^{j+1} / (\Delta - 2)$, which we can simplify to $n \leq 2(\Delta - 1)^j$ since $\Delta \geq 3$. Hence we have $d \geq j \geq \frac{(\log n) - 1}{\log(\Delta - 1)}$.

Now, if $\Delta \geq (\log n) + 2$, Lemma 4.8 yields $\text{fix}(G') \geq \sqrt{((\log n) + 3)/2}$. Otherwise $d \geq \frac{(\log n) - 1}{\log \log n}$, and we can apply Lemma 4.10. Observing that $\text{fix}(G) \geq \text{fix}(G')$ yields the desired bound. \square

Remark 4.12. The proof of Theorem 4.11 (together with the auxiliary results stated earlier) yields an $O(n^2)$ -time algorithm for untangling a given straight-line drawing of a planar graph G with n vertices by moving some of its vertices to new positions. The first step, that is, computing the x -monotone path Π_1 , takes $O(n \log n)$ time [Sch61]. Moving the vertices of Π_1 such that the faces induced by the path and its chords become star-shaped takes $O(\gamma(n)n)$ time (Lemma 4.5), where $\gamma(n) = O(n)$ is an upper bound on the time needed to perform an elementary operation involving numbers of bit length $O(n)$. The remaining steps of our method can be implemented to run in $O(n)$ time. This includes calling the algorithm of Hong and Nagamochi [HN08] and computing the Schnyder wood [Sch89], which we need in the proof of Lemma 4.10.

5 Planar Graphs: Upper Bound

We now give an upper bound for general planar graphs that is better than the upper bound $O((n \log n)^{2/3})$ of Pach and Tardos [PT02] for cycles. Our construction uses the following sequence, which we call σ_q and which we re-use in Sections 6:

$$((q-1)q, (q-2)q, \dots, 2q, q, \underline{0}, 1 + (q-1)q, \dots, 1 + q, \underline{1}, \dots, q^2 - 1, \dots, (q-1) + q, \underline{q-1}).$$

Note that σ_q can be written as $(\sigma_q^0, \sigma_q^1, \dots, \sigma_q^{q-1})$, where $\sigma_q^i = ((q-1)q + i, (q-2)q + i, \dots, 2q + i, q + i, i)$ is the subsequence of σ_q that consists of all q numbers in σ_q that are congruent to i modulo q . To stress this, the last element in each of these subsequences is underlined in σ_q . Thus σ_q consists of q^2 distinct numbers. It is not hard to see the following.

Observation 5.1. *The longest increasing or decreasing subsequence of σ_q has length q .*

We call two subsequences $\Sigma = s_1, s_2, \dots, s_l$ and $\Sigma' = s'_1, s'_2, \dots, s'_{l'}$ of σ_q *separated* if

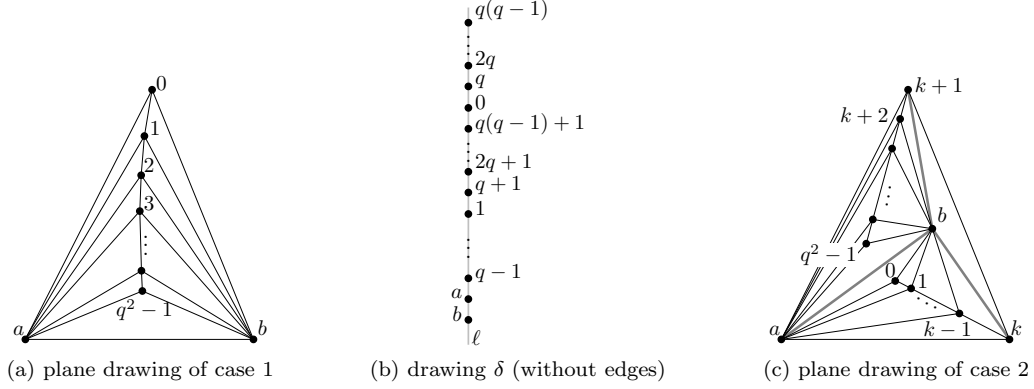


Fig. 10: Drawings of graph G_q (proof of Theorem 5.3).

- (i) s_l comes before s'_1 or $s'_{l'}$ comes before s_1 in σ_q , and
- (ii) $\max(\Sigma) < \min(\Sigma')$ or $\max(\Sigma') < \min(\Sigma)$.

Observation 5.2. *Let Σ and Σ' be two separated decreasing or two separated increasing subsequences of σ_q . Then $|\Sigma \cup \Sigma'| \leq q + 1$.*

Proof. First consider the case that Σ and Σ' are both decreasing. Since they are separated we can assume without loss of generality that $\max(\Sigma) < \min(\Sigma')$. We define $V_i = \{iq + j : 0 \leq j \leq q - 1\}$ for $i = 0, \dots, q - 1$. Then, since Σ and Σ' are both decreasing, they can each have at most one element in common with every V_i . Now suppose they have both one element in common with some V_{i_0} . Then, since $\max(\Sigma) < \min(\Sigma')$, Σ cannot have an element in common with any V_i , $i > i_0$, and Σ' cannot have an element in common with any V_i , $i < i_0$. Therefore, $|\Sigma \cup \Sigma'| \leq q + 1$.

If Σ and Σ' are both increasing then, similarly as above, every subsequence σ_q^i , $0 \leq i \leq q - 1$, can have at most one element in common with each Σ and Σ' . Moreover, at most one subsequence σ_q^i can have an element in common with both Σ and Σ' . But this implies that $|\Sigma \cup \Sigma'| \leq q + 1$, as required. \square

Theorem 5.3. *For any integer n_0 there exists a planar graph G with $n \geq n_0$ vertices and $\text{fix}(G) \leq \sqrt{n - 2} + 1$.*

Proof. For $q \geq 1$ we define the graph G_q as a chain of q^2 vertices all connected to the two endpoints of an edge $\{a, b\}$, see Fig. 10(a). Let δ be the drawing of G_q where the vertices forming the chain are placed on a vertical line ℓ in the order given by σ_q . We place the vertices a and b below the others on ℓ , see Fig. 10(b). Let δ' be a plane drawing of G_q with $\text{shift}(G_q, \delta) = d(\delta, \delta')$. Since all faces of G_q are 3-cycles, the outer face in δ' is a triangle. All faces of G_q contain a or b . This has two consequences. First, a and b must move to new positions in δ' , otherwise all other vertices would have to move. Second, at least one of them, say a , appears on the outer face.

Case 1: Vertex b also lies on the outer face.

Then there are just two possibilities for the embedding of G_q : as in Fig. 10(a) or with the indices of all vertices reversed, that is, vertex i becomes $q^2 - i - 1$. Now let $0 \leq i < j < k \leq q^2 - 1$ be three fixed vertices. By symmetry we can assume that j lies in $\Delta(a, b, i)$. Then k also lies in $\Delta(a, b, i)$ since the chain connecting j to k does not intersect the sides of this triangle. Note that k cannot lie between i and j on ℓ as otherwise one of the edges $\{a, k\}$ and $\{b, k\}$ would intersect the polygonal chain connecting i to j . Thus, each triplet of fixed vertices forms a monotone sequence along ℓ . This in turn yields that *all* fixed vertices in $\{0, \dots, q^2 - 1\}$ form a monotone sequence along ℓ . Due to the construction of σ_q such a sequence has length at most $q = \sqrt{n - 2}$.

Case 2: Vertex b does not lie on the outer face.

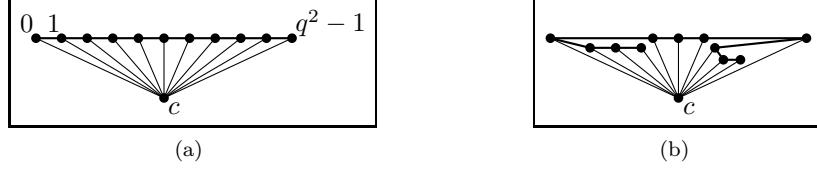


Fig. 11: The outerplanar graph H_q that we use in our upper-bound construction.

Then the outer face is of the form $\Delta(a, k, k+1)$ with $0 \leq k \leq q^2 - 2$. The three edges $\{b, a\}$, $\{b, k\}$, and $\{b, k+1\}$ incident to b split $\Delta(a, k, k+1)$ into the three triangles $\Delta(a, k, b)$, $\Delta(a, b, k+1)$, and $\Delta(b, k, k+1)$, see Fig. 10(c). Every vertex of δ' lies in one of them. Since δ' is plane, vertex $k-1$ must belong to $\Delta(a, k, b)$ and, by induction, so do all vertices $i \leq k$; similarly, all vertices $i \geq k+1$ lie in $\Delta(a, b, k+1)$. We can thus apply the argument of case 1 to each of the two subgraphs contained in $\Delta(a, b, k)$ and $\Delta(a, b, k+1)$. This yields two separated monotone sequences of length q each. Note, however, that both are increasing or both are decreasing since one type forces a to the left and b to the right of ℓ and the other does the opposite. Due to Observation 5.2 the length of two separated monotone subsequences of σ_q sums up to at most $q+1$, the statement follows.

To summarize, case 2 yields a larger number of potentially fixed vertices and thus $\text{fix}(G_q, \delta) \leq q+1$. \square

6 An Upper Bound for Outerplanar Graphs

In this section we want to show that the lower bound for outerplanar graphs in Corollary 4.9 is asymptotically tight. For a given positive integer q , let H_q be the outerplanar graph that consists of a path $0, 1, \dots, q^2 - 1$ and an extra vertex $c = q^2$ that is connected to all other vertices, see Fig. 11(a). Note that H_q has many plane embeddings—for example, Fig. 11(b)—but only two outerplane embeddings: Fig. 11(a) and its mirror image.

Let δ_q be the drawing of H_q where all vertices are placed on a horizontal line ℓ as follows. While vertex c can go to any (free) spot, vertices $0, \dots, q^2 - 1$ are arranged in the order σ_q introduced in Section 5. Making use of Observations 5.1 and 5.2, we can now prove our upper bound on $\text{fix}(H_q, \delta_q)$.

Theorem 6.1. *For any $q \geq 2$ it holds that $\text{fix}(H_q, \delta_q) \leq 2q + 1 = 2\sqrt{n-1} + 1$, where $n = q^2 + 1$ is the number of vertices of H_q .*

Proof. Let δ' be a plane drawing of H_q that maximizes the number of fixed vertices with respect to δ_q . Let F be the set of fixed vertices. Our proof exploits the fact that the simple structure of H_q forces the left-to-right sequence of the fixed vertices to also have a very simple structure.

Consider the drawing δ' . If vertex c lies on ℓ in δ' then, since c is connected by an edge to every other vertex of H_q and all these vertices lie on ℓ in the drawing δ_q , at most two of these other vertices can be fixed. Hence, the interesting case is that c does not lie on ℓ in δ' and, therefore, $c \notin F$. Hence, $F \subseteq \{0, 1, \dots, q^2 - 1\}$ and we only consider the interesting case that $|F| \geq 2$. Let m and M be the minimum and maximum in F , respectively. Without loss of generality we assume that c lies below ℓ and that m lies to the left of M (otherwise we reflect δ' on the x/y -axis). Let a and b be the left- and rightmost vertices in F , see Fig. 12(a).

Let $F_0 = f_1, f_2, \dots, f_{|F|}$ be the vertices in F ordered as we meet them along ℓ from left to right. Let $F_1 = f_1, f_2, \dots, f_{j_1}$ be the longest subsequence of F_0 starting at f_1 such that $f_{i-1} > f_i$, $2 \leq i \leq j_1$. Note that by definition $f_1 = a$. We claim that $f_{j_1} = m$. Assume to the contrary that $f_{j_1} \neq m$. Then $f_{j_1} > m$ and, clearly, F_1 does not contain m . Thus m lies to the right of f_{j_1+1} .

Consider the path $\pi = f_{j_1}, f_{j_1} - 1, \dots, m$ in H_q . Since $f_{j_1+1} > f_{j_1} > m$, f_{j_1+1} is not a vertex of π . Let R be the polygon bounded by π and by the edges cf_{j_1} and cm . Since δ' is plane, R is simple. Note that f_{j_1+1} lies in the interior of R and M lies in the exterior of R , as indicated in

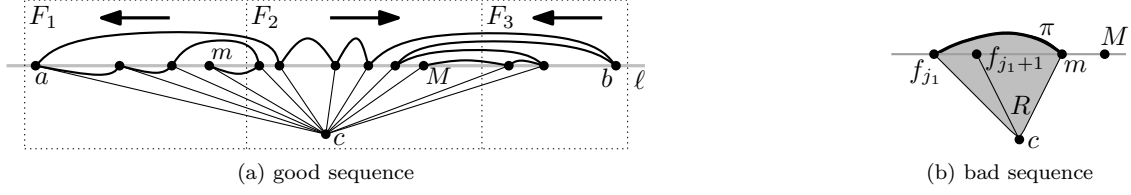


Fig. 12: Analyzing the sequence of fixed vertices along the line ℓ .

Fig. 12(b), where the interior of R is shaded. To see this, first note that M , which lies to the right of m , cannot lie in the interior of R , since otherwise the path in H_q with vertices $M, M-1, \dots, f_{j_1}$ would intersect π or one of the edges that connect a vertex on π with c . But then, since π can intersect neither edge cM nor edge cf_{j_1+1} , f_{j_1+1} must lie in the interior of R , as required. But this yields a contradiction, since the path $M, M-1, \dots, f_{j_1+1}$ in H_q must now intersect the boundary of R . Thus our assumption $f_{j_1} \neq m$ is wrong, and we have indeed $f_{j_1} = m$.

Now let $F_2 = f_{j_1+1}, f_{j_1+2}, \dots, f_{j_2}$ be the longest subsequence of F_0 starting at f_{j_1+1} such that $f_{i-1} < f_i$, $j_1 + 1 \leq i \leq j_2$. With similar arguments as above we can show that $f_{j_2} = M$. Moreover, let $F_3 = f_{j_2+1}, f_{j_2+2}, \dots, f_{j_3}$ be the subsequence of F_0 starting at f_{j_2+1} such that $f_{i-1} > f_i$, $j_2 + 1 \leq i \leq j_3$. Again with similar arguments as above we can show that either F_3 is empty or $f_{j_3} = f_{|F|}$. In addition, we can also show in an analogous way that $f_1 < f_{|F|}$ holds.

Thus, the set F is partitioned into F_1 , F_2 , and F_3 . The sequence F_2 is increasing, and both F_1 and F_3 are decreasing (or empty). Thus, by Observation 5.1, $|F_2| \leq q$ and, by Observation 5.2, $|F_1| + |F_3| \leq q + 1$, since $f_1 < f_{|F|}$ implies that F_1 and F_3 are separated. Hence, $|F| \leq 2q + 1$, as required. \square

Fig. 13 shows that $\text{fix}(H_q, \delta_q) \geq 2q - 2$. Hence the upper bound for H_q in Theorem 6.1 is almost tight.

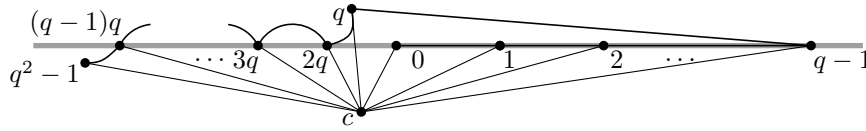


Fig. 13: This plane drawing of H_q shows that $\text{fix}(H_q, \delta_q) \geq 2q - 2$ since it fixes the vertices $0, 1, 2, \dots, q-1, 2q, 3q, \dots, (q-1)q$ of δ_q .

7 Conclusions

In this paper, we have presented several new results on the problem of untangling a given drawing of a graph, a problem originally introduced by Watanabe [Wat98] for the special case of cycles.

On the computational side, we have proved that **MINSHIFTEDVERTICES** is NP-hard and also hard to approximate; we also showed that our proof technique extends to another graph drawing problem, namely **1BENDPOINTSEMBEDDABILITY**. Related questions that remain open are the inapproximability of **MAXFIXEDVERTICES**, the hardness of **MAXFIXEDVERTICES** and **MINSHIFTEDVERTICES** for special classes of graphs such as cycles. We have shown that all these problems lie in \mathcal{PSPACE} , but do they also lie in \mathcal{NP} ? Also, we are not aware of any result in the direction of parameterized complexity.

On the combinatorial side, Table 1 summarizes the best currently known worst-case bounds for untangling several important classes of planar graphs. It reveals that the gap for general planar graphs is probably the most interesting remaining open problem in the field.

Acknowledgments

We thank Vida Dujmović for her comments on an earlier version of this paper. She came up with an idea that directly improved our lower bounds in Theorem 4.11 and Corollary 4.9 by a factor of $\sqrt{3}$. Thanks to Tomáš Gavenčiak for interesting discussions about the results of Kang et al. [KSV07], and to Ignaz Rutter for the idea behind Theorem 3.6. We thank all anonymous and the non-anonymous referee for their detailed comments that have helped us to improve the presentation of the paper.

References

- [Avi96] David Avis. Generating rooted triangulations without repetitions. *Algorithmica*, 16:618–632, 1996. [Cited on pages 12 and 13.]
- [BDH⁺08] Prosenjit Bose, Vida Dujmović, Ferran Hurtado, Stefan Langerman, Pat Morin, and David R. Wood. A polynomial bound for untangling geometric planar graphs. In Patrice Ossona de Mendez, Dominique Poulalhon, Michel Pocchiola, Jorge Luis Ramírez Alfonsín, and Gilles Schaeffer, editors, *Proc. Internat. Conf. Topological Geom. Graph Theory (TGGT'08)*, Electr. Notes Discrete Math., pages 205–210, 2008. Long version available at <http://arxiv.org/abs/0710.1641>. [Cited on pages 4, 5, and 11.]
- [Can88] John Canny. Some algebraic and geometric computations in PSPACE. In *Proc. 20th ACM Sympos. Theory Comput. (STOC'88)*, pages 460–469, 1988. [Cited on page 11.]
- [Cib08] Josef Cibulka. Untangling polygons and graphs. In Patrice Ossona de Mendez, Dominique Poulalhon, Michel Pocchiola, Jorge Luis Ramírez Alfonsín, and Gilles Schaeffer, editors, *Proc. Internat. Conf. Topological Geom. Graph Theory (TGGT'08)*, Electr. Notes Discrete Math., pages 200–204, 2008. Long version available at <http://arxiv.org/abs/0802.1312>. [Cited on pages 4 and 5.]
- [ES35] Paul Erdős and George Szekeres. A combinatorial problem in geometry. *Compos. Math.*, 2:463–470, 1935. [Cited on page 4.]
- [Fár48] István Fáry. On straight-line representation of planar graphs. *Acta Sci. Math. (Szeged)*, 11:229–233, 1948. [Cited on page 3.]
- [HN08] Seok-Hee Hong and Hiroshi Nagamochi. Convex drawing of graphs with non-convex boundary. *Discrete Appl. Math.*, 156:2368–2380, 2008. [Cited on pages 12, 16, and 18.]
- [HT74] John Hopcroft and Robert E. Tarjan. Efficient planarity testing. *J. ACM*, 21:549–568, 1974. [Cited on page 11.]
- [KM94] Jan Kratochvíl and Jiří Matoušek. Intersection graphs of segments. *J. Combin. Theory Ser. B*, 62:289–315, 1994. [Cited on page 10.]
- [KPR⁺08] Mihyun Kang, Oleg Pikhurko, Alexander Ravsky, Mathias Schacht, and Oleg Verbitsky. Obfuscated drawings of planar graphs. ArXiv report, March 2008. Available at <http://arxiv.org/abs/0803.0858>. [Cited on page 5.]
- [KR92] Donald E. Knuth and Arvind Raghunathan. The problem of compatible representatives. *SIAM J. Discr. Math.*, 5(3):422–427, 1992. [Cited on page 5.]
- [KSV07] Mihyun Kang, Mathias Schacht, and Oleg Verbitsky. How much work does it take to straighten a plane graph out? ArXiv report, June 2007. Available at <http://arxiv.org/abs/0707.3373>. [Cited on pages 5 and 22.]

- [KW02] Michael Kaufmann and Roland Wiese. Embedding vertices at points: Few bends suffice for planar graphs. *J. Graph Algorithms Appl.*, 6(1):115–129, 2002. [Cited on pages 3 and 4.]
- [Lic82] David Lichtenstein. Planar formulae and their uses. *SIAM J. Comput.*, 11(2):329–343, 1982. [Cited on page 5.]
- [Lis08] Nannette Liske. Planarity game. <http://www.creativecouple.de/en/Projects/Planarity.html>, accessed September 8, 2008. [Cited on page 3.]
- [LPS06] Anna Lubiw, Mark Petrick, and Michael Spriggs. Morphing orthogonal planar graph drawings. In *Proc. 17th Annu. ACM-SIAM Sympos. Discrete Algorithms (SODA '06)*, pages 222–230, 2006. [Cited on page 5.]
- [MELS95] Kazuo Misue, Peter Eades, Wei Lai, and Kozo Sugiyama. Layout adjustment and the mental map. *J. Visual Languages and Computing*, 6(2):183–210, June 1995. [Cited on page 3.]
- [PT02] János Pach and Gábor Tardos. Untangling a polygon. *Discrete Comput. Geom.*, 28(4):585–592, 2002. [Cited on pages 4, 16, and 18.]
- [PW01] János Pach and Rephael Wenger. Embedding planar graphs at fixed vertex locations. *Graphs and Combinatorics*, 17(4):717–728, 2001. [Cited on page 5.]
- [RV08] Alexander Ravsky and Oleg Verbitsky. On collinear sets in straight line drawings. ArXiv report, June& July 2008. Available at <http://arxiv.org/abs/0806.0253>. [Cited on pages 4 and 5.]
- [Sch61] Craige Schensted. Longest increasing and decreasing subsequences. *Canadian J. Math.*, 13:179–191, 1961. [Cited on page 18.]
- [Sch89] Walter Schnyder. Planar graphs and poset dimension. *Order*, 5(4):323–343, 1989. [Cited on page 18.]
- [Ste51] S. K. Stein. Convex maps. *Proc. Amer. Math. Soc.*, 2:464–466, 1951. [Cited on page 3.]
- [Tan07] John Tantaló. Planarity. Web site at <http://planarity.net/>, accessed May 21, 2007. [Cited on page 3.]
- [Ver08] Oleg Verbitsky. On the obfuscation complexity of planar graphs. *Theoret. Comput. Sci.*, 396(1-3):294–300, 2008. First published at <http://arxiv.org/abs/0705.3748>. [Cited on pages 5 and 11.]
- [Wag36] Klaus Wagner. Bemerkungen zum Vierfarbenproblem. *Jahresbericht Deutsch. Math.-Verein.*, 46:26–32, 1936. [Cited on page 3.]
- [Wat98] Mamoru Watanabe. Open problem. 5th Czech-Slovak Symposium on Combinatorics, 1998. [Cited on pages 4 and 21.]