

WHY TAU FIRST?

DANIELE FARGION ^{a,b}, DANIELE D'ARMIENTO ^a PIER GIORGIO LUCENTINI
DE SANCTIS ^a.

^a *Dipartimento di Fisica, Università di Roma "Sapienza",
Pzle.A.Moro 2, Roma, Italy*

^b *INFN, Sezione di Roma I, Pzle.A.Moro 2, Roma, Italy*

Abstract

Electron neutrino ν_e has been the first neutral lepton to be foreseen and discovered last century. The un-ordered muon μ and its neutrino ν_μ arose later by cosmic rays. The tau τ discover, the heaviest, the most unstable charged lepton, was found surprisingly on (1975). Its ν_τ neutrino was hardly revealed just on (2000). So why High Energy Neutrino Astronomy should rise first via ν_τ , the last, the most rare one? The reasons are based on a chain of three favorable coincidences found last decade: the neutrino masses and their flavor mixing, the UHECR opacity on Cosmic Black Body (GZK cut off on BBR), the amplified τ air-shower decaying in flight. Indeed guaranteed UHE GZK ν_τ , $\bar{\nu}_\tau$ neutrinos, feed by muon mixing, while skimming the Earth might lead to boosted UHE $\tau, \bar{\tau}$, mostly horizontal ones. These UHE τ decay in flight are spread, amplified, noise free Air-Shower: a huge event for an unique particle. To be observed soon: within Auger sky, in present decade. Its discover may sign of the first tau appearance.

1 The Cosmic multi-frequency spectra up to GZK edges

High energy neutrino astronomy at GZK [13],[16] limit is ready to be discovered. Its role may shine light in Universe understanding. Our present view of this Universe is summarized in radiation flux number spectra updated in Fig.1; its consequent energy fluency spectra in considered in Fig.2. The flux number spectra ranges from radio frequency to cosmic Black Body Radiation, BBR, toward Cosmic Rays up to Ultra High Energy ones, UHECR. For calibration also a BBR Fermi-Dirac for any eventual massless cosmic neutrino (at $1.9K$ temperature). Light neutrino with mass are probably non-relativistic and gravitationally clustered, not displayed here. The role in cosmology of relic neutrinos has been widely reviewed recently [8]. Infrared and the Optical photons fluxes are followed by UV and X cosmic ones. Last γ Astronomy is at MeV-GeV-TeV band edge. In MeV region, Supernova Cosmic relic Neutrinos background may soon arise. Unfortunately the CR secondaries, π^\pm, μ^\pm are blurred as well as their ν_μ and ν_e final atmospheric neutrinos: this cause to ν_μ and ν_e astronomy to be also smeared and polluted. The inclined line on edge Fig. 1 tag the so-called Waxmann- Bachall limit, $\simeq E^{-2}$ as a minimal limit for GRB and GZK ν flux expectation. It is easy to note as this fluency is correlated to average cosmic radio background, as well as it is comparable to UHECR at ten EeV band and average GRB fluency. There are good reasons to foresee a WB GZK neutrino background too. The coexistence on many cosmic radiations makes the known windows on the Universe an exciting growing puzzle. Neutrino astronomy at different band may offer the key answers. Indeed while photons are neutral, un-deflected, offering Astronomy pictures, most of the Cosmic Ray are charged and smeared by galactic and cosmic magnetic fields. Therefore Cosmic Rays (CR) offer only an integrated, short-sighted Astrophysics. The presence of galactic magnetic fields are reminding us of the puzzling absence of magnetic monopoles in our Universe. The low energy multi-frequency spectra on left side (below TeV energy) is dominated by photons; at higher energies (TeV-PeVs) the photons are rarer and opaque to relic extra-galactic Infrared photons. Tens TeV photons arrive only from nearby Universe (hundred Mpc radius); at PeV energy, the cosmic Black Body Radiation (BBR) makes UHE photons bounded in our Local Group, (Mpc) size volume. Therefore only PeVs neutrinos may reach us from Universe edges. The right side Fig.1, the high energy one, is dominated by Cosmic Rays and its secondaries. The ruling dominance of solar photons and of its neutrinos is obviously hidden here to avoid confusions. Indeed beyond the MeV energies, where solar neutrino flux dominates, one expects a peculiar niche for the relic Supernova background, still on the edge of detection. At tens MeV atmospheric neutrino noise will pollute this SN signal. Hopefully upgraded underground SK (Super Kamiokande) detector might soon reveal the SN trace. At the same 10^7 eV energy band, very rare and bright galactic supernova neutrino, as the famous SN1987A, might rarely blaze our Milky Way

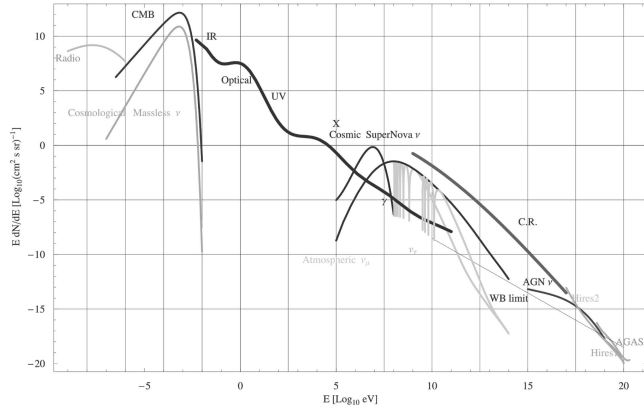


Figure 1: The flux number multi-frequency panorama of cosmic radiations. Solar and local galactic components γ, ν have been omitted. Both atmospheric ν_μ and its parasite oscillated ν_τ component are shown; the twin ν_τ curves are showing both the vertical, crossing the Earth, (the one with a deep at 10 GeV) and the horizontal components in all energy band.

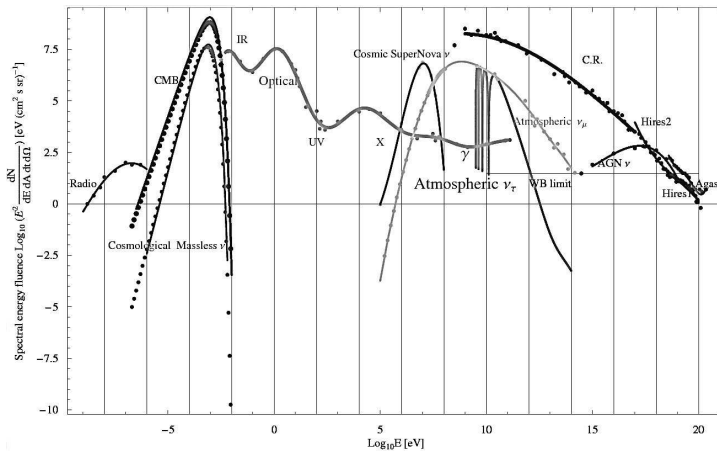


Figure 2: The energy spectra of the cosmic radiation consequent of the number flux in previous figure; theoretical and few observed data points are shown. Only the vertical ν_τ are shown. Above TeV they are free of atmospheric noise. The GZK cut off at the extreme is the source of the GZK neutrino, at WB range, discussed in the article.

almost once a century. Future Megaton Neutrino detectors could observe even nearby Andromeda Supernova, making three times larger the previous rate. In the same energy range, much less power-full but more frequent neutrino burst, in all flavor, may rise from largest solar flares, once in a decade. They are better detectable by noise free anti-neutrino electron $\bar{\nu}_e$ component in Megaton detectors. Among the cosmic rays, the secondary Atmospheric Neutrinos arise, blurred and noisy as their parental CR. Therefore Neutrino muon and electron signals are largely polluted by abundant atmospheric secondaries. The charmed pions (rare parents of tau) are hardly produced by CR respect to pion and Kaon ($< 10^{-5}$) [1]. Energetic atmospheric ν_μ cannot feed ν_τ via neutrino mixing, because too short distance for known mass splitting. Then atmospheric HE ν_τ are suppressed and its astronomy is noise free. Unfortunately TeVs Tau neutrino are still difficult to be disentangled from other neutral current neutrino events. But higher energy ones, in PeV-EeV band, may reveal themselves loudly [9]. As discussed below.

2 The Auger-Hires spectra: GZK cut-off, expected UHE ν Fluxes

Up to day the puzzles on CR and on UHECR remain unsolved: what are the sources, how they are accelerated, is there any GZK cut-off, why local UHECR sources are not yet observed? Agasa-Hires and Auger moved the problem answer randomly from one edges to another. BL-Lac connection with UHECR, found first by Agasa [12] and confirmed somehow by Hires in last few years [14], apparently fade away by Auger null results. Clustering events too. The early Agasa Galactic Anisotropy at EeV, hint for a timid, but relevant, new Galactic Neutron Astronomy, disappeared under Auger scrutiny. Moreover a surprising composition record in Auger UHECR data is unexpected: a turn toward heavy (Fe) nuclei at highest energy events. They may produce less neutrinos, if they are very local (but than, what are their arrival directions?). Otherwise being isotropic, they are call for a cosmic nature, possibly born at ZeV energy. In this view their photo-nuclear fragility (diffusion distance of few Mpc) imply once again a much abundant UHE GZK neutrino fluxes to be found. The puzzle grows. The presence of a drastic or at least a mild decrease in UHECR spectra edges arose from Hires and AUGER data. This in contrast with AGASA hint for the absence of a GZK cut off. The absence of source identifications within a GZK volume pose additional puzzles: are UHECR isotropic and homogeneous (as GRBs), spread along the whole Universe? How can they overcome the cosmic photon opacity (GZK puzzle)? To face this possibility we [6] did offer a decade ago the Z-Shower or Z-Burst model [6]. This model is based on UHE ZeV neutrinos primary, ejected from the cosmic sources as the courier, transparent to BBR photons, interacting at the end of the flight, with their relic non relativistic cosmic partners clustered in wide cloud as hot

dark matter. They are the favorite target of the interaction via Z-boson resonance. The UHE Z produced and its decay in flight would lead to UHE nucleons traces of observed UHECR. This model got alternate attention and fortune, but its motivation (the need to overcome isotropic and homogeneity UHECR spectra) survived the last Auger test [18]. More models able to fit the spectra require a diffuse UHECR protons source around ZeV energy [3]; such an energy for the primary in complete agreement with the Z-shower model versions, with a tuned neutrino mass at $m_\nu = 0.08$ eV, well compatible with cosmological limits and atmospheric mass splitting [6],[7]. However, as noted above, last surprising Auger claim of a heavy UHECR composition is making all these conclusions questionable. To estimate a minimal GZK neutrino flux we note that the Auger UHECR at GZK knee $E = 3.98 \cdot 10^{19} eV$ is corresponding to a small fluency ($\Phi_{GZK} \simeq 6.6 eV \cdot cm^{-2} s^{-1} sr^{-1}$): at its average maxima $E \simeq 1.1 \cdot 10^{20} eV$, the flux is very suppressed ($\Phi_{GZK} \simeq 0.5 eV \cdot cm^{-2} s^{-1} sr^{-1}$); this flux must suffered severe losses along the whole cosmic volumes, into GZK secondaries, mostly few EeV GZK neutrinos. A simple estimate may be done based on this flux amplified by the Universe/GZK size ratio, a value of nearly two order of magnitude. The final total UHECR GZK fluence estimated in this and other ways is ($\Phi_{GZK} \simeq 50 eV \cdot cm^{-2} s^{-1} sr^{-1}$), whose main traces are electron pairs, ν pairs of all three flavors. This offer, following most authors, a neutrino (pair) GZK minimal energy spectra at EeV. $\Phi_{\nu_\tau + \bar{\nu}_\tau} \simeq 20 eV \cdot cm^{-2} s^{-1} sr^{-1}$ to assume for up-going taus. This value may be at worst a half of it, but not too far way. A different, convergent hint of a minimal fluency comes from the UHECR ankle threshold at $E = 3.98 \cdot 10^{18} eV$: it may be mark the crossing from galactic to extragalactic components; it may also mark the electron pair losses; it may also be source of photo-pion production of UHECR escaping from their bright source. The consequent fluency may exceed ($\Phi_{EeVs} \simeq 25 eV \cdot cm^{-2} s^{-1} sr^{-1}$), compatible with previous fluency value. Therefore for sake of simplicity we assume around EeV energy a minimal flat ($\propto E^{-2}$) neutrino τ spectra (the sum of both two species), comparable with the WB one, at a nominal fluency $\Phi_{\nu_\tau + \bar{\nu}_\tau} \simeq 20 eV \cdot cm^{-2} s^{-1} sr^{-1}$. For a fluency 50% larger we derived [10], earlier estimate mainly for EUSO; we considered in detail the Earth opacity to UHE neutrinos for an exact terrestrial density profile: its column depth defined the survival for UHE ν_τ at each zenith angle, the consequent τ probability to escape and to decay in flight considering the terrestrial finite size atmosphere. Our result for Auger now, for $\Phi_{\nu_\tau + \bar{\nu}_\tau} \simeq 20 eV \cdot cm^{-2} s^{-1} sr^{-1}$, are summarized in Fig. 3. It is evident that at EeV in rock matter (as the one in Auger territory), the expected rate exceed one event in three years. An enhancement, made by peculiar Ande screen, may amplify the rate from the West side (doubling the expected rate). Inclined hadronic showers the more their zenith angle is large, the higher their altitudes take place. At highest quota (twenty-forty km), the air density is

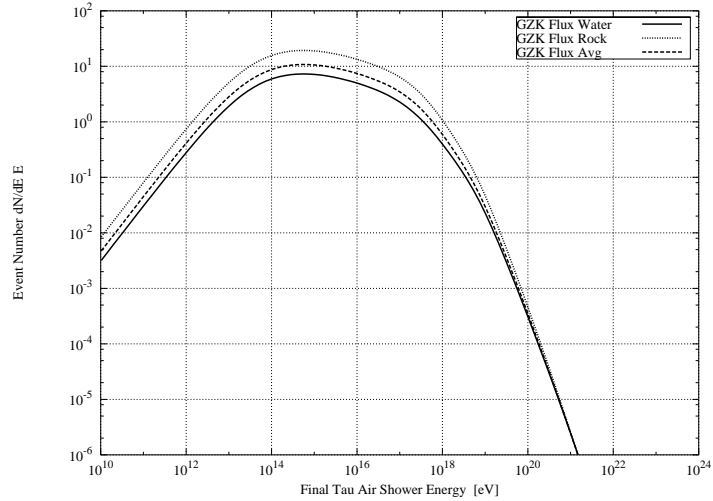


Figure 3: Our expected event rate spectra on Auger sky by Fluoresce Detector in three years of records assuming an arrival WB neutrino flux: $\Phi_{\nu_\tau + \bar{\nu}_\tau} = 20 eV \cdot cm^{-2} s^{-1} sr^{-1}$. At EeV, where Auger FD the rate is $N_{eV} = 1.07$ in three years; at $3 \cdot 10^{17}$ eV it reaches $N_{eV} = 3.3$; at this energy the Auger acceptance is nearly a third of the area, reaching once again the unity. It means that within present three years, i.e. this decade, a Tau EeV event may rise in Auger sky within $2 - 0.3$ EeV. Additional event may occur as inclined showers on surface detectors mostly arriving within the Ande shadow, a tau amplifier (double-triple rate from West than East side) observable by FD and SD. Finally the extended horizontal and long tau air shower at high altitude (and low density) may be partially contained in Auger, increasing the area and the estimate above. Air shower Cherenkov reflection on clouds may also be observable.



Figure 4: Upward Tau Air showering on the Auger clouds

low, the pair threshold increases, the Cherenkov and Fluorescent luminosity decreases drastically. Moreover the distance from the high altitude till the Auger telescope increase and the hadronic high altitude Showers (Hias)[9] [11] are not longer observable by present array telescopes: Auger is not able to reveal EeV hadronic air-shower above 75 degrees. Therefore, even within the poor Auger angular telescope resolution any the inclined event within $80^\circ - 100^\circ$, being long lived (because of the smaller air density) air-showers must be indebt only to incoming UHE Neutrino. If upward, just tau ones.

3 Tau Air-Showers Rate: Young, in Ande Shadows, on Auger Sky

One of the most famous signature of young Neutrino air-shower is their curvature and its time structure: it may indicate the Tau neutrino origin.[4]. However it is not the unique and most powerful imprint. The Auger angular resolution and its limited statistics will not allow to reveal any Moon or Solar Shadows. At least in a decade. The Ande shadow [9],[15] however is at least a thousand times larger than moon; however on the horizons the UHECR rate decreases drastically, nearly three order of magnitude; nevertheless the West-East asymmetry would rise around 88° horizons as a few hundred missing or asymmetric events, making meaningful its detection in one year. It *must* be observed soon by tuned trigger and angular resolution attention. Its discover is an important crosscheck of the Auger experiment. Within this Ande shadow horizons taus might be better born, nearly one-two any three year, mostly in FD (Fluorescence Detector), but also in SD (Surface Detector); without any care on thresholds it will rise more rarely. In this decade Auger may find up-going Tau in its whole area at the rate (see Fig. 3) of $N_{10^{18}eV} = 1.07$ event each three years ; at lower energy, $N_{3 \cdot 10^{17}eV} = 3$ the Auger area detection is reduced ($\simeq 0.33$), leading to an important event rate $N_{E_\tau=3 \cdot 10^{17}eV} \simeq 1.1$. Because additional events are un-confined (Horizontal) air-shower, this increases the detection mass and its discover rate, almost doubling the expectation rate. Moreover the presence of an enhanced rate from Ande size on FD and SD may increase the West side rate. Finally a possible discover of FD could be amplified by final flash via Cherenkov reflection on clouds (see Fig. 4). Being cloudy nights a third or a fourth of the whole time, this time may be an occasion to exploit even if Moon arises. In conclusion, in partial disagreement to some earliest[2] and most recent Auger prospects [5] requiring one or two *decades* for a WB flux, we foresee,(in see also[17]), a sooner discover of GZK τ neutrino astronomy, possibly within two-three years from now. Auger may be even the first experiment in the world to detect a tau natural flavor regeneration processes. To reach and speed this goal we suggest: 1) to enlarge the telescope array facing towards the Ande. 2) To increase the array telescope angle of view, reducing the air-shower energy threshold, covering larger areas.

3) To tune the electronic trigger of FD to horizontal air-showers. 4) To map the UHECR Ande shadows at great angular resolution.

References

- [1] Gandhi R. et al. Phys.Rev. D58 (1998). Athar M.S. et al. Phys. Rev. D 71, 103008 (2005); Fargion D.et al.Nucl.Phys. B, Vol 168; 292-295; (2007).
- [2] Aramo C. et al.Astropart.Phys. 23 (2005) 65-77
- [3] Berezhinsky V S, Gazizov A Z, Phys. Rev. Lett. 97, 231101 (2006)
- [4] Bertou X. et. all 2002, Astropart. Phys., 17, 183
- [5] Blanch Bigas, P. Auger Collaboration, ICRC07,arXiv:0706.1658v1
- [6] Fargion D., Mele B., & Salis A., 1999, ApJ 517, 725; Fargion D., Salis A., 1997, Proc. 25th ICRC, 7, HE4-6, p157; Fargion D. et al. J.Phys.Soc.Jap.Suppl. 70B (2001) 46-57; Fargion D.,et al., 2003, Recent Res.Devel.Astrophysics.,1, 395; see also Weiler T.J., 1999, Astropart. Phys. 11, 303
- [7] Fargion D. et al., Nuclear Physics B. (Proc. Suppl.) 136 (2004) 256-262; Nucl.Phys. B, Vol 168; 292-295; 2007
- [8] Dolgov A., 2002, Phys. Rept. 370, 333, hep-ph/0202122
- [9] Fargion D.et.all. 1999, 26th ICRC, HE6.1.10,396-398, Fargion D., 2002, ApJ, 570, 909; astro-ph/9704205; astro-ph/0002453; 27th ICRC, HE1.8, Vol-2, Germany, 903-906, 2001
- [10] Fargion D., et all. 2004, ApJ, 613, 1285; Fargion D., et all. Adv. in Space Res.,37 (2006) 2132-2138; Fargion D. et al., Nuclear Physics B (Proc. Suppl.)2004,136 ,119
- [11] Fargion D. astro-ph/0511597; Prog. Part. Nucl. Phys57,2006,384-393
- [12] Gorbunov D.,et all, 2002, ApJ, 577, L93
- [13] Greisen K 1966 Phys. Rev. Lett. 16 748
- [14] The HIRES Collaboration, Ap.J. 636, 2006, 680-684
- [15] Miele G.et all. Phys.Lett. B634 (2006) 137-142
- [16] Zatsepin, G.T, Kuz'min, V.A.Zh. Eks. Teor. Fiz., Pis'ma Red.4 (1966)144
- [17] Zas E. New J.Phys. 7 (2005) 130
- [18] T.Yamamoto,Pierre Auger Collaboration,30th ICRC, arXiv:0707.2638,v3