

Rearranging Edgeworth-Cornish-Fisher Expansions

Victor Chernozhukov · Iván
Fernández-Val · Alfred Galichon

Received: date / Accepted: date

Abstract This paper applies a regularization procedure called increasing rearrangement to monotonize Edgeworth and Cornish-Fisher expansions and any other related approximations of distribution and quantile functions of sample statistics. In addition to satisfying monotonicity, required of distribution and quantile functions, the procedure often delivers strikingly better approximations to the distribution and quantile functions of the sample mean than the original Edgeworth-Cornish-Fisher expansions.

Keywords Edgeworth expansion · Cornish-Fisher expansion · rearrangement · higher order central limit theorem

Mathematics Subject Classification (2000) D10 · C50

Chernozhukov and Fernández-Val gratefully acknowledge research support from the National Science Foundation. Galichon's research is partly supported by chaire X-Dauphine-EDF-Calyon "Finance et Développement Durable".

Victor Chernozhukov
Massachusetts Institute of Technology, Department of Economics & Operations Research
Center, 50 Memorial Drive, Cambridge, 02142 Massachusetts, U.S.A.
University College London, CEMMAP, London, U.K.
E-mail: vchern@mit.edu

Iván Fernández-Val
Department of Economics, Boston University, 270 Bay State Road, Boston, 02215 Massachusetts, U.S.A.
E-mail: ivanf@bu.edu

Alfred Galichon
Department of Economics, Ecole Polytechnique, Département d'Economie, 91128 Palaiseau
Cedex, France
E-mail: alfred.galichon@polytechnique.edu

1 Introduction

Approximations to the distribution of sample statistics of higher order than the order $n^{-1/2}$ provided by the central limit theorem are of central interest in the theory of asymptotic statistics. See, e.g., Bhattacharya and Ranga Rao (1976), Rothenberg (1984), Hall (1992), Blinnikov and Moessner (1998), van der Vaart (1998), and Cramér (1999). An important tool for performing these refinements is provided by the Edgeworth expansion (Edgeworth (1905), Edgeworth (1907)), which approximates the distribution of the statistics of interest around the limit distribution (often the normal distribution) using a combination of Hermite polynomials with coefficients defined in terms of population moments. Inverting the expansion yields a related higher order approximation, the Cornish-Fisher expansion (Cornish and Fisher (1938), Fisher and Cornish (1960)), to the quantiles of the statistic around the quantiles of the limiting distribution.

One important shortcoming of either the Edgeworth or Cornish-Fisher expansions is that the resulting approximations to the distribution and quantile functions are not necessarily increasing, which violates an obvious monotonicity requirement. This comes from the fact that the polynomials involved in the expansion are not monotone. Here we propose to use a procedure, called the rearrangement, to restore the monotonicity of the approximations and, perhaps more importantly, to improve the estimation properties of these approximations. The resulting improvement is due to the fact that the rearrangement necessarily brings the non-monotone approximations closer to the true monotone target function.

The main findings of the paper can be illustrated through a single picture given in Figure 1, where we plot the true distribution function of a standardized sample mean X based on a small sample, a third order Edgeworth approximation to that distribution, and the rearrangement of the third order approximation. We see that the Edgeworth approximation is sharply non-monotone and provides a rather poor approximation to the distribution function. The rearrangement merely sorts the value of the approximate distribution function in increasing order. One can see that the rearranged approximation, in addition to being monotonic, is a much better approximation to the true function than the original approximation.

We organize the rest of the paper as follows. In Section 2, we describe the rearrangement and qualify the approximation property it provides for monotonic functions. In Section 3, we introduce the rearranged Edgeworth-Cornish-Fisher expansions and explain how they produce better approximations to distributions and quantiles of sample statistics. In Section 4, we illustrate the procedure with several additional examples.

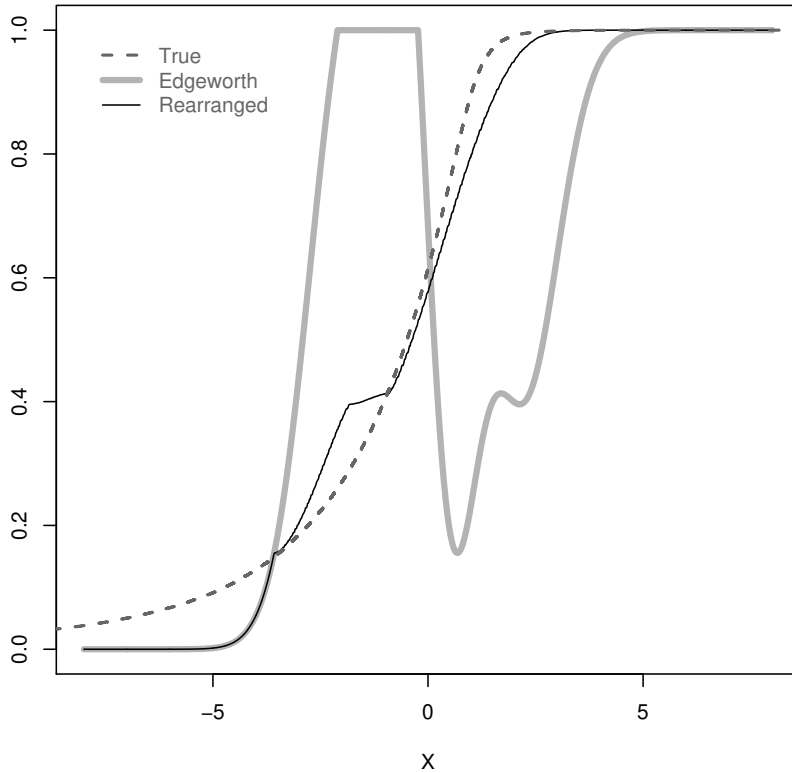


Fig. 1 Distribution function for the standardized sample mean of Log-normal random variables (sample size 5), third order Edgeworth approximation, and rearranged third order Edgeworth approximation.

2 Improving Approximations of Monotone Functions by Rearrangement

In what follows, let \mathcal{X} be a compact interval. We first consider an interval of the form $\mathcal{X} = [0, 1]$. Let $f(x)$ be a measurable function mapping \mathcal{X} to K , a bounded subset of \mathbb{R} . Let $F_f(y) := \int_{\mathcal{X}} 1\{f(u) \leq y\} du$ denote the distribution function of $f(X)$ when X follows the uniform distribution on $[0, 1]$. Let

$$f^*(x) = Q_f(x) := \inf \{y \in \mathbb{R} : F_f(y) \geq x\}$$

be the quantile function of $F_f(y)$. Thus,

$$f^*(x) := \inf \left\{ y \in \mathbb{R} : \left[\int_{\mathcal{X}} 1\{f(u) \leq y\} du \right] \geq x \right\}.$$

This function f^* is called the increasing rearrangement of the function f . The rearrangement is a tool extensively used in functional analysis and optimal transportation (see, e.g., Hardy, Littlewood, and Pólya (1952) and Villani (2003).) It originates in the work of Chebyshev, who used it to prove a set of inequalities (Bronshtein, Semendyayev, Musiol, Muehlig, and Mühlilig (2004), p. 31). Here, we employ this tool to improve approximations of monotone functions, such as the Edgeworth-Cornish-Fisher approximations to the distribution and quantile functions of sample statistics.

The rearrangement operator simply transforms a function f to its quantile function f^* . That is, $x \mapsto f^*(x)$ is the quantile function of the random variable $f(X)$ when $X \sim U(0, 1)$. Another convenient way to think of the rearrangement is as a sorting operation: Given values of the function $f(x)$ evaluated at x in a fine enough mesh of equidistant points, we simply sort the values in increasing order. The function created in this way is the rearrangement of f .

Finally, if \mathcal{X} is of the form $[a, b]$ with $a < b$, let $\bar{x}(x) = (x-a)/(b-a) \in [0, 1]$ for $x \in \mathcal{X}$, $x(\bar{x}) = a + (b-a)\bar{x} \in [a, b]$ for $\bar{x} \in [0, 1]$, and \bar{f}^* be the rearrangement of the function $\bar{f}(\bar{x}) = f(x(\bar{x}))$ defined on $\bar{\mathcal{X}} = [0, 1]$. Then, the rearrangement of f is defined as

$$f^*(x) := \bar{f}^*(\bar{x}(x)).$$

The following result establishes that the rearrangement always improves the quality of the approximation to a monotone target function.

Proposition 1 (Improving Approximation of Monotone Functions)

Let $f_0 : \mathcal{X} = [a, b] \rightarrow K$ be a weakly increasing measurable function in x , where K is a bounded subset of \mathbb{R} . This is the target function that we want to approximate. Let $\hat{f} : \mathcal{X} \rightarrow K$ be another measurable function, an initial approximation to the target function f_0 .

1. For any $p \in [1, \infty]$, the rearrangement of \hat{f} , denoted by \hat{f}^* , weakly reduces the estimation error:

$$\left[\int_{\mathcal{X}} |\hat{f}^*(x) - f_0(x)|^p dx \right]^{1/p} \leq \left[\int_{\mathcal{X}} |\hat{f}(x) - f_0(x)|^p dx \right]^{1/p}. \quad (1)$$

2. Suppose that there exist regions \mathcal{X}_0 and \mathcal{X}'_0 , each of measure greater than $\delta > 0$, such that for all $x \in \mathcal{X}_0$ and $x' \in \mathcal{X}'_0$ we have that (i) $x' > x$, (ii) $\hat{f}(x) > \hat{f}(x') + \epsilon$, and (iii) $f_0(x') > f_0(x) + \epsilon$, for some $\epsilon > 0$. Then the gain in the quality of approximation is strict for $p \in (1, \infty)$. Namely, for any $p \in [1, \infty]$,

$$\left[\int_{\mathcal{X}} |\hat{f}^*(x) - f_0(x)|^p dx \right]^{1/p} \leq \left[\int_{\mathcal{X}} |\hat{f}(x) - f_0(x)|^p dx - \delta_{\mathcal{X}} \eta_p \right]^{1/p}, \quad (2)$$

where $\eta_p = \inf\{|v-t|^p + |v'-t|^p - |v-t|^p - |v'-t|^p\}$ and $\eta_p > 0$ for $p \in (1, \infty)$, with the infimum taken over all v, v', t, t' in the set K such that $v' \geq v + \epsilon$ and $t' \geq t + \epsilon$; and $\delta_{\mathcal{X}} = \delta/(b-a)$.

Corollary 1 (Strict Improvement) *If the target function f_0 is increasing over \mathcal{X} and \widehat{f} is decreasing over a subset of \mathcal{X} that has positive measure, then the improvement in L_p norm, for $p \in (1, \infty)$, is necessarily strict.*

The first part of Proposition 1 states the weak inequality (1), and the second part states the strict inequality (2). As an implication, Corollary 1 states that the inequality is strict for $p \in (1, \infty)$ if the initial approximation $\widehat{f}(x)$ is decreasing on a subset of \mathcal{X} having positive measure, while the target function $f_0(x)$ is increasing on \mathcal{X} (where by increasing, we mean strictly increasing throughout). Proposition 1 establishes that the rearranged approximation \widehat{f}^* has a smaller estimation error in the L_p norm than the initial approximation whenever the latter is not monotone. This is a very useful and generally applicable property that is independent of the way the initial approximation of f_0 is obtained.

Remark 1 An indirect proof of the weak inequality (1) is a simple but important consequence of the following classical inequality due to Lorentz (1953): Let q and g be two functions mapping \mathcal{X} to K , a bounded subset of \mathbb{R} . Let q^* and g^* denote their corresponding increasing rearrangements. Then,

$$\int_{\mathcal{X}} L(q^*(x), g^*(x)) dx \leq \int_{\mathcal{X}} L(q(x), g(x)) dx,$$

for any submodular discrepancy function $L : \mathbb{R}^2 \mapsto \mathbb{R}$. Set $q(x) = \widehat{f}(x)$, $q^*(x) = \widehat{f}^*(x)$, $g(x) = f_0(x)$, and $g^*(x) = f_0^*(x)$. Recall that a function $L : \mathbb{R}^2 \mapsto \mathbb{R}$ is submodular if for each pair of vectors (v, t) and (v', t') in \mathbb{R}^2 , we have that $L(v \wedge v', t \wedge t') + L(v \vee v', t \vee t') \leq L(v, t) + L(v', t')$. When the function L is smooth, submodularity is equivalent to $\partial^2 L(v, t) / (\partial v \partial t) \leq 0$ holding for each (v, t) in \mathbb{R}^2 . Now, note that in our case $f_0^*(x) = f_0(x)$ almost everywhere, that is, the target function is its own rearrangement. Moreover, $L(v, w) = |w - v|^p$ is submodular for $p \in [1, \infty)$. This proves the first part of the proposition above. For $p = \infty$, the first part follows by taking the limit as $p \rightarrow \infty$.

Remark 2 The following immediate implication of the above finite-sample result is also worth emphasizing: The rearranged approximation \widehat{f}^* inherits the L_p rates of convergence from the initial approximations \widehat{f} . For $p \in [1, \infty]$, if $\lambda_n = [\int_{\mathcal{X}} |\widehat{f}(x) - f_0(x)|^p du]^{1/p} = O_P(a_n)$ for some sequence of constants a_n , then $[\int_{\mathcal{X}} |\widehat{f}^*(x) - f_0(x)|^p dx]^{1/p} \leq \lambda_n = O_P(a_n)$. However, while the rate is the same, the error itself is smaller.

Remark 3 One of the following methods can be used for computing the rearrangement. Let $\{X_j, j = 1, \dots, B\}$ be either (1) a set of equidistant points in $[0, 1]$ or (2) a sample of i.i.d. draws from the uniform distribution on $[0, 1]$. Then the rearranged approximation $\widehat{f}^*(u)$ at point $u \in \mathcal{X}$ can be approximately computed as the u -quantile of the sample $\{f(X_j), j = 1, \dots, B\}$. The first method is deterministic, and the second is stochastic. Thus, for a given

number of draws B , the complexity of computing the rearranged approximation $f^*(u)$ in this way is equivalent to the complexity of computing the sample u -quantile in a sample of size B . The number of evaluations B can depend on the problem. Suppose that the density function of the random variable $f(X)$, when $X \sim U(0, 1)$, is bounded away from zero over a neighborhood of $f^*(x)$. Then $f^*(x)$ can be computed with the accuracy of $O_P(1/\sqrt{B})$, as $B \rightarrow \infty$, where the rate follows from the results of Knight (2002).

Remark 4 One can also consider *weighted rearrangements* that give different importance to different areas of the curve. Indeed, consider an absolutely continuous distribution function Λ on $\mathcal{X} = [a, b]$, then we have that for $(\hat{f} \circ \Lambda^{-1})^*(u)$ denoting the rearrangement of $u \mapsto \hat{f}(\Lambda^{-1}(u))$

$$\begin{aligned} \left[\int_{[0,1]} \left| (\hat{f} \circ \Lambda^{-1})^*(u) - f_0(\Lambda^{-1}(u)) \right|^p du \right]^{1/p} \\ \leq \left[\int_{[0,1]} \left| \hat{f}(\Lambda^{-1}(u)) - f_0(\Lambda^{-1}(u)) \right|^p du \right]^{1/p}, \end{aligned}$$

or, equivalently, by a change of variable, setting

$$\hat{f}_\Lambda^*(x) = (\hat{f} \circ \Lambda^{-1})^*(\Lambda(x))$$

we have that

$$\left[\int_{\mathcal{X}} \left| \hat{f}_\Lambda^*(x) - f_0(x) \right|^p d\Lambda(x) \right]^{1/p} \leq \left[\int_{\mathcal{X}} \left| \hat{f}(x) - f_0(x) \right|^p d\Lambda(x) \right]^{1/p}.$$

Thus, the function $x \mapsto \hat{f}_\Lambda^*(x)$ is the weighted rearrangement that improves over the initial approximation in the norm that is weighted according to the distribution function Λ . At the same time it is important to note that the (weighted) rearrangement does not necessarily guarantee improvements at every point or any specific point.

Proof of Proposition 1. We consider the case where $\mathcal{X} = [0, 1]$ only, as the more general intervals can be dealt similarly. The first part establishes the weak inequality, following, in part, the strategy in Lorentz's proof. The proof focuses directly on obtaining the result stated in the proposition. The second part establishes the strong inequality.

Proof of Part 1. We assume first that the functions \hat{f} and f_0 are step functions, constant on intervals $((s-1)/r, s/r]$, $s = 1, \dots, r$. For each step function f with r steps we associate an r -vector f whose s -th element, denoted f_s , equals to the value of function f on the s -th interval, and vice versa. Let us define the sorting operator S acting on vectors (and functions) f as follows. Let k be an integer in $1, \dots, r$ such that $f_k > f_m$ for some $m > k$. If k does not exist, set $Sf = f$. If k exists, set Sf to be a r -vector with the k -th element equal to f_m , the m -th element equal to f_k , and all other elements equal to the

corresponding elements of f . Finally, given a vector Sf there is a step function Sf associated to it, as stated above.

For any submodular function $L : \mathbb{R}^2 \rightarrow \mathbb{R}_+$, by $f_k \geq f_m$, $f_{0m} \geq f_{0k}$ and the definition of the submodularity, $L(f_m, f_{0k}) + L(f_k, f_{0m}) \leq L(f_k, f_{0k}) + L(f_m, f_{0m})$. Thus conclude that $\int_{\mathcal{X}} L\{S\hat{f}(x), f_0(x)\}dx \leq \int_{\mathcal{X}} L\{\hat{f}(x), f_0(x)\}dx$, using that we integrate step functions. Applying the sorting operator a sufficient finite number of times to \hat{f} , we obtain a completely sorted, that is, rearranged, vector \hat{f}^* . Thus, we can express \hat{f}^* as $\hat{f}^* = S \dots S\hat{f}$, where the operator S is applied finitely many times. By repeating the argument above, each application weakly reduces the estimation error. Therefore,

$$\int_{\mathcal{X}} L\{\hat{f}^*(x), f_0(x)\}dx \leq \int_{\mathcal{X}} L\{S \dots S\hat{f}(x), f_0(x)\}dx \leq \int_{\mathcal{X}} L\{\hat{f}(x), f_0(x)\}dx. \quad (3)$$

Next we extend this result to general measurable functions \hat{f} and f_0 mapping $[0, 1]$ to K , where f_0 is a quantile function. Take a subsequence of bounded step functions $\hat{f}^{(q)}$ and $f_0^{(q)}$, with $f_0^{(q)}$ being quantile functions, converging to \hat{f} and f_0 almost everywhere as index $q \rightarrow \infty$ along an increasing sequence of integers. The almost everywhere convergence of $\hat{f}^{(q)}$ to \hat{f} implies the almost everywhere convergence of its quantile function $\hat{f}^{*(q)}$ to the quantile function of the limit, \hat{f}^* (van der Vaart (1998), p. 305). Since (3) holds for each q along the sequence, the dominated convergence theorem implies that (3) also holds for the general case.

It remains to show the existence of the subsequence in the preceding paragraph. Using series expansion in the Haar basis, any function in $L^2[0, 1]$ can be approximated in L^2 norm by a sequence of r -step functions, where $r = 2^j - 1$ and $j = 1, \dots, \infty$ (Pollard 2002). Hence there is a sequence of step functions $\hat{f}^{(r)}$ and $f_0^{(r)}$ converging to \hat{f} and f_0 in L^2 norm; the functions in the sequence necessarily take values in K ; by Pollard (2002), p. 38, we can extract a further subsequence $\hat{f}^{(q)}$ and $f_0^{(q)}$, with q running over an increasing sequence of integers, converging to \hat{f} and f_0 almost everywhere. Finally, replace $f_0^{(q)}$ by their quantile functions, i.e., rearrangements, which retain the almost everywhere convergence property to f_0 by van der Vaart (1998), p. 305. \square

Proof of Part 2. Consider the step functions, as defined in the proof of Part 1. By setting r sufficiently large, we can take them to satisfy the following hypotheses: there exist regions \mathcal{X}_0 and \mathcal{X}'_0 , each of measure greater than $\delta > 0$, such that for all $x \in \mathcal{X}_0$ and $x' \in \mathcal{X}'_0$, we have that (i) $x' > x$, (ii) $\hat{f}(x) > \hat{f}(x') + \epsilon$, and (iii) $f_0(x') > f_0(x) + \epsilon$, for $\epsilon > 0$ specified in the proposition. For any strictly submodular function $L : \mathbb{R}^2 \rightarrow \mathbb{R}_+$ we have that $\eta = \inf\{L(v', t) + L(v, t') - L(v, t) - L(v', t')\} > 0$, where the infimum is taken over all v, v', t, t' in the set K such that $v' \geq v + \epsilon$ and $t' \geq t + \epsilon$. We can begin sorting by exchanging an element $\hat{f}(x)$, $x \in \mathcal{X}_0$, of r -vector \hat{f} with an element $\hat{f}(x')$, $x' \in \mathcal{X}'_0$, of r -vector \hat{f} . This induces a sorting gain of at least η times $1/r$. The total mass of points that can be sorted in this way is at least δ . We then proceed to sort all of these points in this way, and then continue with the sorting of

other points. After the sorting is completed, the total gain from sorting is at least $\delta\eta$. That is, $\int_{\mathcal{X}} L\{\hat{f}^*(x), f_0(x)\}dx \leq \int_{\mathcal{X}} L\{\hat{f}(x), f_0(x)\}dx - \delta\eta$.

We then extend this inequality to the general measurable functions exactly as in the proof of Part 1. \square

In the next section, we apply rearrangements to improve the Edgeworth-Cornish-Fisher and related approximations to distribution and quantile functions.

3 Improving Edgeworth-Cornish-Fisher and Related expansions

3.1 Improving Quantile Approximations by Rearrangement

We first consider the quantile case. Let Q_n be the quantile function of a statistic X_n , i.e.,

$$Q_n(u) = \inf\{x \in \mathbb{R} : Pr[X_n \leq x] \geq u\},$$

which we assume to be strictly increasing. Let \hat{Q}_n be an approximation to the quantile function Q_n satisfying the following relation:

$$Q_n(u) = \hat{Q}_n(u) + \epsilon_n(u), \quad |\epsilon_n(u)| \leq a_n, \quad \text{for all } u \in \mathcal{U}_n, \quad (4)$$

where a_n is some sequence of positive numbers going to zero as $n \rightarrow \infty$, $\mathcal{U}_n = [\varepsilon_n, 1 - \varepsilon_n] \subseteq [0, 1]$, and $\varepsilon_n < 1$ is some sequence of positive numbers possibly going to zero as $n \rightarrow \infty$. For example, (4) holds with $\varepsilon_n = n^{-c}$, $c > 0$, under certain conditions on the moments (e.g., Hall (1992)).

The leading example of such an approximation is the inverse Edgeworth, or Cornish-Fisher, expansion of the quantile function of a sample mean. If X_n is the standardized sample mean, $X_n = n^{-1/2} \sum_{i=1}^n (Y_i - E[Y_i]) / \sqrt{Var(Y_i)}$, based on a random sample (Y_1, \dots, Y_n) of Y , then we have the following J -th order expansion

$$\begin{aligned} Q_n(u) &= \hat{Q}_n(u) + \epsilon_n(u), \\ \hat{Q}_n(u) &= R_1(\Phi^{-1}(u)) + R_2(\Phi^{-1}(u))/n^{1/2} + \dots + R_J(\Phi^{-1}(u))/n^{(J-1)/2}, \\ |\epsilon_n(u)| &\leq Cn^{-J/2}, \quad \text{for all } u \in \mathcal{U}_n = [\varepsilon_n, 1 - \varepsilon_n], \\ &\text{for some } \varepsilon_n \searrow 0 \text{ and } C > 0, \end{aligned} \quad (5)$$

provided that a set of regularity conditions, specified, e.g., in Zolotarev (1991), hold. Here Φ and Φ^{-1} denote the distribution function and quantile function of a standard normal random variable. The first three terms of the expansion are given by the polynomials,

$$\begin{aligned} R_1(z) &= z, \\ R_2(z) &= \lambda(z^2 - 1)/6, \\ R_3(z) &= (3\kappa(z^3 - 3z) - 2\lambda^2(2z^3 - 5z))/72, \end{aligned} \quad (6)$$

where λ is the skewness and κ is the kurtosis of the random variable Y . The Cornish-Fisher expansion is one of the central approximations of the asymptotic statistics. Unfortunately, an inspection of the expressions for the polynomials in (6) reveals that this expansion does not generally deliver a monotone approximation of the quantile function. This shortcoming has been pointed and discussed in detail for example by Hall (1992). The nature of the polynomials is such that there always exists a large enough range \mathcal{U}_n over which the Cornish-Fisher approximation is not monotone, cf., Hall (1992). As an example, in the case of the second order approximation ($J = 2$) we have that, for $\lambda < 0$

$$\widehat{Q}_n(u) \searrow -\infty, \text{ as } u \nearrow 1,$$

that is, the Cornish-Fisher “quantile” function \widehat{Q}_n is decreasing far enough in the tails. This example merely suggests a potential problem that may or may not apply to practically relevant ranges of probability indices u . Indeed, specific numerical examples given below show that in small samples the non-monotonicity can occur in practically relevant ranges. Of course, in sufficiently large samples, the regions of non-monotonicity are squeezed quite far into the tails.

Let \widehat{Q}_n^* be the rearrangement of \widehat{Q}_n . Then we have that for any $p \in [1, \infty]$, the rearranged quantile function reduces the approximation error of the original approximation:

$$\begin{aligned} \left[\int_{\mathcal{U}_n} |\widehat{Q}_n^*(u) - Q_n(u)|^p du \right]^{1/p} &\leq \left[\int_{\mathcal{U}_n} |\widehat{Q}_n(u) - Q_n(u)|^p du \right]^{1/p} \\ &\leq (1 - 2\varepsilon_n)^{1/p} a_n, \end{aligned} \quad (7)$$

with the first inequality holding strictly for $p \in (1, \infty)$ whenever \widehat{Q}_n is decreasing on a region of \mathcal{U}_n of positive measure. We can give the following probabilistic interpretation to this result. Under condition (4), there exists a variable $U = F_n(X_n)$, where F_n is the distribution function of X_n , such that both the stochastic expansion

$$X_n = \widehat{Q}_n(U) + O_P(a_n), \quad (8)$$

and the expansion

$$X_n = \widehat{Q}_n^*(U) + O_P(a_n), \quad (9)$$

hold.¹ However, the variable $\widehat{Q}_n^*(U)$ in (9) is a better coupling to the statistic X_n than $\widehat{Q}_n(U)$ in (8), in the following sense: For each $p \in [1, \infty]$,

$$\left\{ E[1_n \cdot |\widehat{Q}_n^*(U) - X_n|^p] \right\}^{1/p} \leq \left\{ E[1_n \cdot |\widehat{Q}_n(U) - X_n|^p] \right\}^{1/p}, \quad (10)$$

where $1_n = 1\{U \in \mathcal{U}_n\}$. Indeed, property (10) immediately follows from (7).

¹ $\widehat{Q}_n^*(U)$ is defined only on \mathcal{U}_n , so we can set $\widehat{Q}_n^*(U) = Q_n(U)$ outside \mathcal{U}_n , if needed. Of course, $U \notin \mathcal{U}_n$ with probability going to zero if $\varepsilon_n \searrow 0$ as $n \rightarrow \infty$.

The above improvements apply in the context of the sample mean X_n . In this case, the probabilistic interpretation above is directly connected to the higher order central limit theorem of Zolotarev (1991), which states that under (5) we have the following higher-order probabilistic central limit theorem,

$$X_n = \widehat{Q}_n(U) + O_P(n^{-J/2}).$$

The term $\widehat{Q}_n(U)$ is Zolotarev's higher-order refinement over the first order normal term $\Phi^{-1}(U)$. Sun, Loader, and McCormick (2000) employ an analogous higher-order probabilistic central limit theorem to improve the construction of confidence intervals.

The application of the rearrangement to Zolotarev's term actually delivers a clear improvement in the sense that it also leads to a probabilistic higher order central limit theorem

$$X_n = \widehat{Q}_n^*(U) + O_P(n^{-J/2}),$$

where the leading term $\widehat{Q}_n^*(U)$ is closer to X_n than Zolotarev's term $Q_n(U)$, in the sense of (10).

We summarize the above discussion into a formal proposition.

Proposition 2 *If the expansion (4) holds, then the improvement (7) necessarily holds. The improvement is necessarily strict if \widehat{Q}_n is decreasing over a region of \mathcal{U}_n that has a positive measure. In particular, this improvement property applies to the inverse Edgeworth approximation to the quantile function of the sample mean, defined in (5).*

3.2 Improving Distributional Approximations by Rearrangement

We next consider distribution functions. Let $F_n(x)$ be the distribution function of a statistic X_n , assumed to be strictly increasing, and $\widehat{F}_n(x)$ be an approximation to this distribution such that the following relation holds:

$$F_n(x) = \widehat{F}_n(x) + \epsilon_n(x), \quad |\epsilon_n(x)| \leq a_n, \quad \text{for all } x \in \mathcal{X}_n, \quad (11)$$

where a_n is some sequence of positive numbers going to zero as $n \rightarrow \infty$, and $\mathcal{X}_n = [-b_n, c_n]$ is an interval in \mathbb{R} for some sequences of positive scalars b_n and c_n possibly growing to infinity. The choice of b_n and c_n is unrestricted under certain conditions on the moments (e.g., Hall (1992)).

The leading example of such an approximation is the Edgeworth expansion of the distribution function of the sample mean. If X_n is the standardized sample mean, $X_n = n^{-1/2} \sum_{i=1}^n (Y_i - E[Y_i]) / \sqrt{\text{Var}(Y_i)}$, based on a random sample (Y_1, \dots, Y_n) of Y , then we have the following J -th order expansion

$$\begin{aligned} F_n(x) &= \widehat{F}_n(x) + \epsilon_n(x), \\ \widehat{F}_n(x) &= P_1(x) + P_2(x)/n^{1/2} + \dots + P_J(x)/n^{(J-1)/2}, \\ |\epsilon_n(x)| &\leq Cn^{-J/2}, \quad \text{for all } x \in \mathcal{X}_n, \end{aligned} \quad (12)$$

for some $C > 0$, provided that a set of regularity conditions, specified, e.g., in Hall (1992), hold. The first three terms of the approximation are given by

$$\begin{aligned} P_1(x) &= \Phi(x), \\ P_2(x) &= -\lambda(x^2 - 1)\phi(x)/6, \\ P_3(x) &= -(3\kappa(x^3 - 3x) + \lambda^2(x^5 - 10x^3 + 15x))\phi(x)/72, \end{aligned}$$

where Φ and ϕ denote the distribution function and density function of a standard normal random variable, and λ and κ are the skewness and kurtosis of the random variable Y , respectively. Here too, the Edgeworth expansion is one of the central approximations of the asymptotic statistics. Unfortunately, like the Cornish-Fisher expansion, it generally does not provide a monotone approximation of the distribution function. This shortcoming has been pointed and discussed in detail by Barton and Dennis (1952), Draper and Tierney (1972), Sargan (1976), and Balitskaya and Zolotuhina (1988), among others.

Let \widehat{F}_n^* be the rearrangement of \widehat{F}_n . Then, we have that for any $p \in [1, \infty]$, the rearranged Edgeworth approximation reduces the approximation error of the original Edgeworth approximation:

$$\begin{aligned} \left[\int_{\mathcal{X}_n} \left| \widehat{F}_n^*(x) - F_n(x) \right|^p dx \right]^{1/p} &\leq \left[\int_{\mathcal{X}_n} \left| \widehat{F}_n(x) - F_n(x) \right|^p dx \right]^{1/p} \\ &\leq (c_n + b_n)^{1/p} a_n, \end{aligned} \quad (13)$$

with the first inequality holding strictly for $p \in (1, \infty)$ whenever \widehat{F}_n is decreasing on a region of \mathcal{X}_n of positive measure.

Proposition 3 *If expansion (11) holds, then the improvement (13) necessarily holds. The improvement is necessarily strict if \widehat{F}_n is decreasing over a region of \mathcal{X}_n that has a positive measure. In particular, this improvement property applies to the Edgeworth approximation to the distribution function of the sample mean, defined in (12).*

3.3 Weighted Rearrangement of Cornish-Fisher and Edgeworth Expansions

In some cases, it can be worthwhile to weigh different areas of the support differently than the Lebesgue (flat) weighting prescribes. For example, it may be desirable to rearrange \widehat{F}_n using F_n as a weighting measure. Indeed, by using F_n as a weight, we obtain a better matching with the P-value: $P = F_n(X_n)$ (in this quantity, X_n is drawn according to the true F_n). Using such a weight will provide a probabilistic interpretation for the rearranged Edgeworth expansion, analogous to the probabilistic interpretation for the rearranged Cornish-Fisher expansion. Although the weight (true F_n) is not available, we can use the standard normal measure Φ as the weighting measure instead. We may also construct an initial rearrangement with the Lebesgue weight, and use it as weight itself for a further weighted rearrangement (and even continue to iterate

in this fashion). Using non-Lebesgue weights may also be desirable when we want the improved approximations to weigh the tails more heavily. Whatever the reason may be for further non-Lebesgue weighting, they have the following properties, which follow immediately in light of Remark 3.

Let Λ be a distribution function that admits a positive density with respect to the Lebesgue measure on the region $\mathcal{U}_n = [\varepsilon_n, 1 - \varepsilon_n]$ for the quantile case and on the region $\mathcal{X}_n = [-b_n, c_n]$ for the distribution case. Then, if (4) holds, the Λ -weighted rearrangement $\widehat{Q}_{n,\Lambda}^*$ of the function \widehat{Q}_n satisfies

$$\begin{aligned} \left[\int_{\mathcal{U}_n} \left| \widehat{Q}_{n,\Lambda}^*(u) - Q_n(u) \right|^p d\Lambda(u) \right]^{1/p} &\leq \left[\int_{\mathcal{U}_n} \left| \widehat{Q}_n(u) - Q_n(u) \right|^p d\Lambda(u) \right]^{1/p} \\ &\leq (\Lambda[1 - \varepsilon_n] - \Lambda[\varepsilon_n])^{1/p} a_n, \end{aligned}$$

where the first equality holds strictly when \widehat{Q} is decreasing on a subset of positive Λ -measure. Furthermore, if (11) holds, then the Λ -weighted rearrangement $\widehat{F}_{n,\Lambda}^*$ of the function \widehat{F}_n satisfies

$$\begin{aligned} \left[\int_{\mathcal{X}_n} \left| \widehat{F}_{n,\Lambda}^*(x) - F_n(x) \right|^p d\Lambda(x) \right]^{1/p} &\leq \left[\int_{\mathcal{X}_n} \left| \widehat{F}_n(x) - F_n(x) \right|^p d\Lambda(x) \right]^{1/p} \\ &\leq (\Lambda[c_n] - \Lambda[-b_n])^{1/p} a_n. \end{aligned}$$

4 Numerical Examples

In addition to the Log-normal example given in the introduction, we use the Gamma distribution to illustrate the improvements that the rearrangement provides. Let (Y_1, \dots, Y_n) be an i.i.d. sequence of $\text{Gamma}(1/16, 16)$ random variables. The statistic of interest is the standardized sample mean $X_n = n^{-1/2} \sum_{i=1}^n (Y_i - E[Y_i]) / \sqrt{\text{Var}(Y_i)}$. We consider samples of sizes $n = 4, 8, 16$, and 32. In this example, the distribution function F_n and quantile function Q_n of the statistic X_n are available in a closed form, making it easy to compare them to the Edgeworth approximation \widehat{F}_n and the Cornish-Fisher approximation \widehat{Q}_n , as well as to the rearranged Edgeworth approximation \widehat{F}_n^* and the the rearranged Cornish-Fisher approximation \widehat{Q}_n^* . For the Edgeworth and Cornish-Fisher approximations, as defined in the previous section, we consider third order expansions, that is we set $J = 3$.

Figure 2 compares the true distribution function F_n , the Edgeworth approximation \widehat{F}_n , and the rearranged Edgeworth approximation \widehat{F}_n^* . The standard normal first order approximation is also included as a benchmark of comparison. We see that the rearranged Edgeworth approximation not only solves the monotonicity problem, but also consistently does a better job at approximating the true distribution than the Edgeworth approximation. Table 1 further supports this point by presenting the numerical results for the L_p approximation errors, calculated according to the formulas given in the

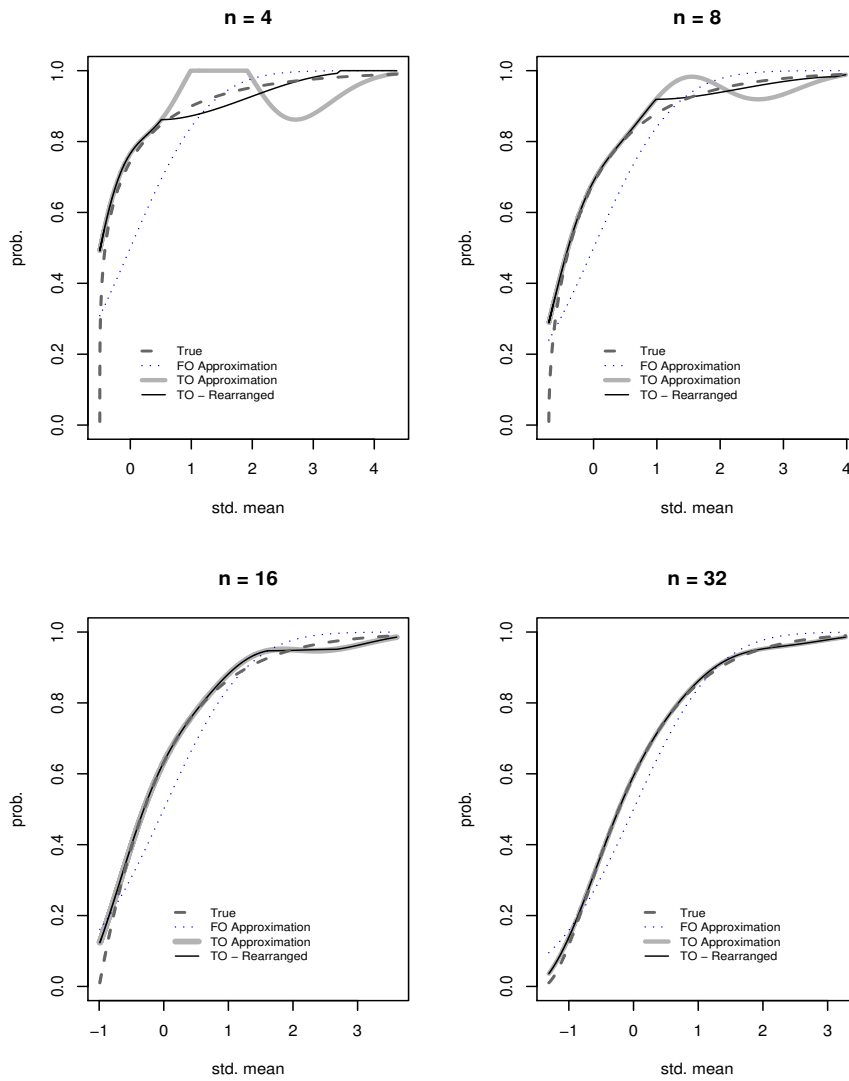


Fig. 2 Distribution Functions, First Order Approximations, Third Order Approximations, and Rearrangements for the standardized sample mean from a Gamma(1/16, 16) population.

previous section. We see that the rearrangement reduces the approximation error quite substantially in most cases.

Figure 3 compares the true quantile function Q_n , normal first order approximation, Cornish-Fisher approximation \hat{Q}_n , and rearranged Cornish-Fisher approximation \hat{Q}_n^* . Here too we see that the rearrangement not only solves the non-monotonicity problem, but also brings the approximation closer to the truth. Table 2 further supports this point numerically, showing that the re-

Table 1 Estimation errors for approximations to the distribution function of the standardized sample mean from a Gamma(1/16, 16) population.

	First Order	Third Order	Rearranged - TO	Ratio (RTO/TO)
$n = 4$				
L_1	0.07	0.05	0.02	0.38
L_2	0.10	0.06	0.03	0.45
L_3	0.13	0.07	0.04	0.62
L_4	0.15	0.08	0.07	0.81
L_∞	0.30	0.48	0.48	1.00
$n = 8$				
L_1	0.06	0.03	0.01	0.45
L_2	0.08	0.04	0.02	0.63
L_3	0.10	0.05	0.04	0.85
L_4	0.11	0.06	0.06	0.96
L_∞	0.23	0.28	0.28	1.00
$n = 16$				
L_1	0.05	0.01	0.01	0.97
L_2	0.06	0.02	0.02	0.99
L_3	0.08	0.03	0.03	1.00
L_4	0.08	0.04	0.04	1.00
L_∞	0.15	0.11	0.11	1.00
$n = 32$				
L_1	0.04	0.01	0.01	1.00
L_2	0.05	0.01	0.01	1.00
L_3	0.06	0.01	0.01	1.00
L_4	0.06	0.01	0.01	1.00
L_∞	0.09	0.03	0.03	1.00

arrangement reduces the L_p approximation error quite substantially in most cases.

5 Conclusion

In this paper, we have applied the rearrangement procedure to monotone Edgeworth and Cornish-Fisher expansions and any other related expansions of distribution and quantile functions. The benefits of doing so are twofold. First, we have obtained approximations to the distribution and quantile curves of the statistics of interest which satisfy the logical monotonicity restriction, unlike those directly given by the truncation of the series expansions. Second, we have shown that doing so results in better approximation properties.

Acknowledgements The results of this paper were first presented at the Statistics Seminar in Cornell University, October 2006. We would like to thank an anonymous referee, Andrew Chesher, James Durbin, Ivar Ekeland, Xuming He, Joel Horowitz, Roger Koenker, Enno Mammen, Charles Manski, Ilya Molchanov, Francesca Molinari, and Peter Phillips for helpful discussions and comments. We would also like to thank seminar participants at CEMMAP Microeconometrics: Measurement Matters Conference, Cornell University, Cowles Foundation 75th Anniversary Conference, Transportation Conference at the University of Columbia, University of Chicago, and University of Illinois at Urbana-Champaign for helpful comments.

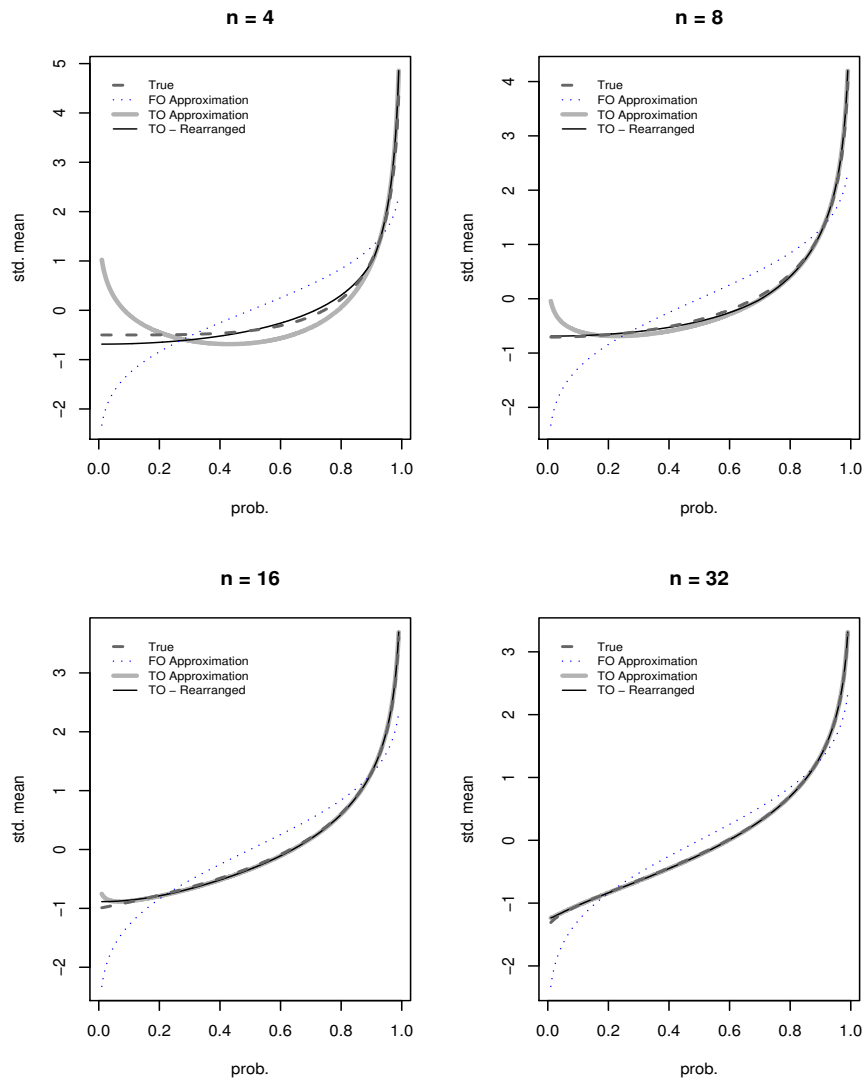


Fig. 3 Quantile Functions, First Order Approximations, Third Order Approximations, and Rearrangements for the standardized sample mean from a Gamma(1/16, 16) population.

References

- BALITSKAYA, E. O., AND L. A. ZOLOTUHINA (1988): "On the representation of a density by an Edgeworth series," *Biometrika*, 75(1), 185–187.
- BARTON, D. E., AND K. E. DENNIS (1952): "The conditions under which Gram-Charlier and Edgeworth curves are positive definite and unimodal," *Biometrika*, 39, 425–427.
- BHATTACHARYA, R. N., AND R. RANGA RAO (1976): *Normal approximation and asymptotic expansions*. John Wiley & Sons, New York-London-Sydney, Wiley Series in Probability

Table 2 Estimation errors for approximations to the quantile function of the standardized sample mean from a Gamma(1/16, 16) population.

	First Order	Third Order	Rearranged - TO	Ratio (RTO/TO)
$n = 4$				
L_1	0.50	0.24	0.09	0.39
L_2	0.59	0.32	0.11	0.35
L_3	0.69	0.42	0.13	0.31
L_4	0.78	0.52	0.15	0.29
L_∞	2.04	1.53	0.49	0.32
$n = 8$				
L_1	0.39	0.08	0.03	0.37
L_2	0.47	0.11	0.04	0.35
L_3	0.56	0.16	0.05	0.32
L_4	0.65	0.21	0.06	0.30
L_∞	1.66	0.67	0.22	0.33
$n = 16$				
L_1	0.28	0.02	0.02	0.97
L_2	0.35	0.04	0.03	0.84
L_3	0.43	0.05	0.04	0.71
L_4	0.51	0.07	0.04	0.63
L_∞	1.34	0.24	0.10	0.44
$n = 32$				
L_1	0.20	0.01	0.01	1.00
L_2	0.26	0.01	0.01	1.00
L_3	0.31	0.02	0.02	1.00
L_4	0.37	0.02	0.02	1.00
L_∞	1.02	0.07	0.07	1.00

and Mathematical Statistics.

- BLINNIKOV, S., AND R. MOESSNER (1998): "Expansions for nearly Gaussian distributions," *Astron. Astrophys. Suppl. Ser.*, 130, 193–205.
- BRONSHTEIN, I. N., K. A. SEMENDYAYEV, G. MUSIOL, H. MUEHLIG, AND H. MÜHLIG (2004): *Handbook of mathematics*. Springer-Verlag, Berlin, english edn.
- CORNISH, E. A., AND S. R. A. FISHER (1938): "Moments and Cumulants in the Specification of Distributions," *Review of the International Statistical Institute*, 5, 307–320.
- CRAMÉR, H. (1999): *Mathematical methods of statistics*, Princeton Landmarks in Mathematics. Princeton University Press, Princeton, NJ, Reprint of the 1946 original.
- DRAPER, N. R., AND D. E. TIERNEY (1972): "Regions of positive and unimodal series expansion of the Edgeworth and Gram-Charlier approximations," *Biometrika*, 59, 463–465.
- EDGEWORTH, F. Y. (1905): "The law of error," *Trans. Camb. Phil. Society*, 20, 36–65, 113–41.
- (1907): "On the representatin of a statistical frequency by a series," *J. R. Stat. Soc.*, 70, 102–6.
- FISHER, S. R. A., AND E. A. CORNISH (1960): "The percentile points of distributions having known cumulants," *Technometrics*, 2, 209–225.
- HALL, P. (1992): *The bootstrap and Edgeworth expansion*, Springer Series in Statistics. Springer-Verlag, New York.
- HARDY, G. H., J. E. LITTLEWOOD, AND G. PÓLYA (1952): *Inequalities*. Cambridge University Press, 2d ed.
- KNIGHT, K. (2002): "What are the limiting distributions of quantile estimators?," in *Statistical data analysis based on the L_1 -norm and related methods (Neuchâtel, 2002)*, Stat. Ind. Technol., pp. 47–65. Birkhäuser, Basel.
- LORENTZ, G. G. (1953): "An inequality for rearrangements," *Amer. Math. Monthly*, 60, 176–179.

-
- POLLARD, D. (2002): *A user's guide to measure theoretic probability*, vol. 8 of *Cambridge Series in Statistical and Probabilistic Mathematics*. Cambridge University Press, Cambridge.
- ROTHENBERG, T. J. (1984): "Approximating the Distributions of Econometric Estimators and Test Statistics," in *Handbook of econometrics, Vol. II*, vol. 2. North-Holland, Amsterdam, edited by Zvi Griliches and Michael D. Intriligator.
- SARGAN, J. D. (1976): "Econometric estimators and the Edgeworth approximation," *Econometrica*, 44(3), 421–448.
- SUN, J., C. LOADER, AND W. P. MCCORMICK (2000): "Confidence bands in generalized linear models," *Ann. Statist.*, 28(2), 429–460.
- VAN DER VAART, A. W. (1998): *Asymptotic statistics*. Cambridge University Press, Cambridge.
- VILLANI, C. (2003): *Topics in optimal transportation*, vol. 58 of *Graduate Studies in Mathematics*. American Mathematical Society, Providence, RI.
- ZOLOTAREV, V. M. (1991): "Asymptotic expansions with probability 1 of sums of independent random variables," *Teor. Veroyatnost. i Primenen.*, 36(4), 770–772.