

A weight function theory of zero order basis function interpolants and smoothers

Phillip Y. Williams

5/31 Moulden Court, Canberra, ACT 2617, Australia.

phil.y.williams@bigpond.com.au

November 3, 2018

Thanks to my Masters degree supervisors Dr Markus Hegland and Dr Steve Roberts of the Centre for Mathematics and its Applications (CMA) at the Australian National University.

ABSTRACT

In this document I develop a weight function theory of zero order basis function interpolants and smoothers.

Chapter 1 Basis functions and data spaces are defined directly using weight functions. The data spaces are used to formulate the variational problems which define the interpolants and smoothers discussed in later chapters. The theory is illustrated using some standard examples of radial basis functions and a class of weight functions I will call the tensor product extended B-splines.

Chapter 2 The minimal norm interpolant: pointwise convergence of the interpolant to its data function and orders of convergence. Some classes of data functions are characterized locally as Sobolev spaces and the results of several numerical experiments are presented.

In Chapter 3 local interpolation errors are obtained using tempered distribution Taylor series. Regarding the extended B-spline weight functions, we obtain orders of convergence that are better than those obtained previously. We rely on a careful analysis of a remainder of a tempered distribution Taylor series expansion based on the function $\exp(i(a,x))$.

In Chapter 4 we derive some local interpolation errors for data functions which have bounded first derivatives.

In Chapter 5 a new class of weight functions is introduced which I call the tensor product central difference weight functions. These are based on a 1-dim central difference operator acting on an L^1 function and are closely related to the extended B-splines and have similar properties. Convolution formulas are derived for the basis function which are based on the Taylor series and the central difference operator. The theory of this document is then applied to obtain interpolation convergence results. As with the extended B-splines the global data functions are characterized locally as Sobolev spaces.

In Chapter 6 another class central difference weight functions is introduced. This class uses a full-dimension central difference and includes radial weight functions. Multiplicative convolution and partial moment formulas are derived for the basis functions.

In Chapter 7 the Exact smoother: a non-parametric variational smoothing problem will be studied using the theory of this document with special interest in its order of pointwise convergence of the smoother to its data function. This smoothing problem is the minimal norm interpolation problem stabilized by a smoothing coefficient. The results are obtained using norms and seminorms based on the smoothing operator.

In Chapter 8 The scalable Approximate smoother: a non-parametric, scalable, variational smoothing problem will be studied, again with special interest in its order of pointwise convergence to its data function. We discuss the *SmoothOperator* software (freeware) package which implements the Approximate smoother algorithm. It has a full user manual which has several tutorials and data experiments.

Chapter 9: The goal of this chapter is to use a bilinear form to characterize the bounded linear functionals on the data spaces generated by the weight functions used as examples in this document and to explore the properties of some related operators.

Chapter 10: We derive an upper bound for the derivative of the 1-dimensional (scaled) hat basis function smoother assuming the data function has a bounded derivative and sufficiently large support w.r.t. the data region.

In Chapter 11 we work in one dimension only. The local data functions are assumed to have bounded derivatives on the data region and we consider a scaled hat basis function. If the basis function has large enough support w.r.t. the data region then we show the order of convergence of the interpolant is 1. It seems to me an unpromising approach for higher dimensions and smaller supports.

Chapter 12: Explicit extension operators based on Wloka but using the rectangle condition. Not used in previous chapters.

Contents

0.1	Introduction	1
0.1.1	Chapter 1 Weight functions, data spaces and basis functions	4
0.1.2	Chapter 2 The minimal norm interpolant	4
0.1.3	Chapter 3 Local interpolation errors using tempered distribution Taylor series	6
0.1.4	Chapter 4 Local interpolation error for data functions in $W^{1,\infty}(\Omega) \cap X_w^0(\Omega)$	7
0.1.5	Chapter 5 The central difference tensor product weight functions	8
0.1.6	Chapter 6 Central difference weight functions: q multivariate	9
0.1.7	Chapter 7 The Exact smoother	10
0.1.8	Chapter 8 The scalable Approximate smoother	12
0.1.9	Chapter 9 The spaces $X_{1/w}^0, \tilde{X}_{1/w}^0$ and the bounded linear functionals on X_w^0	13
0.1.10	Chapter 10 An upper bound for the derivative of the 1-dimensional hat basis function smoother	13
0.1.11	Chapter 12 Explicit extension operators based on Wloka but using the rectangle condition	14
0.1.12	Chapter A Basic notation, definitions and symbols	14
0.1.13	Chapter B Quotient spaces and reproducing kernels	15
0.1.14	Chapter C Notes on Schmeisser [54]	15
0.1.15	Chapter D Proofs of the claims made in Remark 144.	15
1	Weight functions, data spaces and basis functions	17
1.1	Introduction	17
1.2	The weight functions	17
1.2.1	Motivation for the weight function properties	17
1.2.2	The weight function properties	18
1.2.3	Interpolated weight functions	21
1.2.4	Radial weight functions	21
1.2.5	Examples of radial weight functions	23
1.2.6	Products of weight functions	26
1.2.7	Tensor products of weight functions	27
1.2.8	Example: the hat weight function	28
1.2.9	Example: the extended B-spline weight functions	29
1.3	The data spaces X_w^0	29
1.3.1	The completeness of X_w^0	30
1.3.2	The smoothness of functions in X_w^0	31
1.3.3	Examples	33
1.3.4	Some dense C^∞ subspaces of X_w^0	34
	<u>Results to handle the weight function discontinuity set</u>	34

	Some spaces of continuous functions which are dense in L^2	35
1.3.5	The density of $(C_0^\infty(\mathbb{R}^d \setminus \mathcal{A}))^\vee$ in X_w^0	37
1.3.6	The Hilbert spaces $X_{w:K}^0$	39
1.4	Basis functions	40
1.4.1	The smoothness of basis functions: L^1 theory	41
1.4.2	The smoothness of basis functions: L^2 theory	41
1.4.3	Radial basis functions	42
1.4.4	Basis functions generated by tensor product weight functions	42
1.4.5	The extended B-spline basis functions	43
1.4.6	Convolutions and products of weight and basis functions: W02 case	47
1.4.7	Convolutions and products of weight and basis functions: W03 case	49
1.5	The Riesz representer of the evaluation functionals $f \rightarrow (D^\alpha f)(x)$	49
1.6	More continuity properties of the data functions: $w \in W02$	53
1.6.1	General results	53
1.6.2	Better results obtained using Taylor series	55
1.7	More continuity properties of the data functions: $w \in W03$	59
1.7.1	General results	59
2	The minimal norm interpolant	65
2.1	Introduction	65
2.2	The space $W_{G,X}$	66
2.3	The matrices $G_{X,X}$ and $R_{X,X}$	67
2.4	The vector-valued evaluation operator $\tilde{\mathcal{E}}_X$	68
2.5	The minimal norm interpolation problem and its solution	70
2.6	Error estimates - no Taylor series expansions	72
2.6.1	Type 1 pointwise estimates (W02, $\kappa \geq 0$)	73
2.6.2	Examples: radial basis functions	75
2.6.3	Examples: tensor product extended B-splines	77
2.6.4	Examples: summary table	77
2.6.5	Another approach - the interpolation error seminorm	78
2.6.6	Type 2 pointwise estimates ($\kappa \geq 1$)	79
2.6.7	Examples: radial basis functions	80
2.6.8	Examples: tensor product basis functions	81
2.6.9	Examples: summary table	82
2.7	Error estimates using unisolvent data subsets ($\kappa \geq 1$)	82
2.7.1	Examples: radial basis function interpolants	87
2.7.2	Examples: tensor product extended B-spline interpolant	87
2.7.3	Examples: summary table	87
2.8	Data functions and numerical results for type 1 and type 2 estimates	87
2.8.1	Extended B-splines with $n = 1$	88
	<u>The hat function case $n = 1, l = 1$</u>	88
	<u>Numerical results</u>	89
	<u>The case $n = 1, l = 2$</u>	91
	<u>Numerical results</u>	95
2.8.2	Extended B-splines with $n = 2$	96
	<u>The case: $n = 2, l = 2$</u>	96
	<u>Numerical results</u>	97
2.9	Characterizing certain global data spaces locally	98
2.9.1	The extended class of B-spline weight functions	99
2.9.2	A larger class of weight functions	118
2.9.3	Applications: local pointwise error estimates from global ones estimates	125
3	Local interpolation errors using tempered distribution Taylor series	127
3.1	Introduction	127
3.2	Pointwise Taylor series remainder estimates for data functions	127
3.3	Remainder estimates for data functions: radial weight function case	150

3.4	Remainder estimates for data functions: tensor product weight function case	152
3.5	Interpolation error: $w \in W02$ for $\kappa < 1$ or $w \in W03$ for $\underline{\kappa} < 1$	155
3.5.1	Examples: summary table	156
3.5.2	Local estimates	156
3.6	Interpolant error: $w \in W02$ for $\kappa \geq 1$ or $w \in W03$ for $\underline{\kappa} \geq 1$	157
3.6.1	Interpolation error	157
3.6.2	Examples	159
3.6.3	Examples: summary table	162
3.6.4	Local estimates	162
4	Local interpolation error for data functions in $W^{1,\infty}(\Omega) \cap X_w^0(\Omega)$	163
4.1	Introduction	163
4.2	Local error estimates on \mathbb{R}^1	163
4.3	Multivariate local error estimates on \mathbb{R}^d	166
5	Central difference tensor product weight functions and interpolation	169
5.1	Introduction	169
5.2	Central difference weight functions	171
5.2.1	Motivation and definition	172
5.2.2	Weight function bounds and smoothness	174
5.2.3	Upper bounds for the weight function	177
5.3	The central difference basis functions	183
5.3.1	A multiplicative convolution formula for the basis function	183
5.3.2	Lipschitz continuity	192
5.3.3	A basis function formula using partial moments of q	194
5.3.4	An alternative proof of the partial moment formula using a tempered distribution Taylor series expansion and the subspace $S_{\emptyset,1} \subset S$	204
5.3.5	Lipschitz continuity estimates from partial moment formulas	207
5.4	Weight and basis function convergence results	208
5.4.1	Uniform pointwise basis function convergence	208
5.4.2	L^1 inverse weight function convergence	210
5.4.3	Approximating a sequence of B-spline basis functions which converges to a C_0^∞ basis function	213
5.5	Local data function spaces	219
5.5.1	Tensor product weight functions	219
5.5.2	Examples	221
5.6	Interpolant convergence to its data function	223
5.6.1	Convergence estimates: no Taylor series expansion	224
	<u>Type 1 convergence estimates</u>	224
	<u>Type 2 convergence estimates</u>	224
5.6.2	Convergence estimates: unisolvent data sets and $\kappa \geq 1$	225
5.6.3	Convergence estimates using tempered distribution Taylor series	226
5.6.4	Summary table	226
6	Central difference weight functions: q multivariate	227
6.1	Introduction	227
6.2	The weight function	228
6.3	Convolution formulas for the basis function	234
6.3.1	Case: d is odd	240
6.3.2	Case: d is even	248
6.3.3	?? General case - unfinished	248
6.4	Bessel and MacDonald's function formulas for the basis function.	254
6.4.1	Comments	257
6.5	A basis function formula derived using a tempered distribution Taylor series expansion and the subspaces $S_{\emptyset,k}$ of S	257
6.6	??? Characterizing the data space locally - unfinished	263
7	The Exact smoother	265

7.1	Introduction	265
7.2	The Exact Smoothing problem	266
7.3	Matrix equations for the Exact smoother	270
7.4	More properties of the Exact smoother	271
7.5	Pointwise error estimates using smoother inner products and semi-inner products	273
7.6	Pointwise error estimates - no Taylor series expansions	279
7.6.1	Type 1 estimates ($\kappa \geq 0$)	279
	<u>Error summary</u>	280
	<u>Smoother convergence</u>	281
	<u>Type 1 examples</u>	281
7.6.2	Type 2 error estimates ($\kappa \geq 1$)	282
7.6.3	Type 2 examples	283
7.7	Pointwise error estimates using unisolvent data subsets	284
7.7.1	Examples	286
7.8	Numerical experiments with the extended B-splines	286
7.8.1	Extended B-splines with $n = 1$	287
	The case $n = 1, l = 1$	287
	<u>Numerical results</u>	288
	The case $n = 1, l = 2$	290
	<u>Numerical results</u>	292
7.8.2	Extended B-splines with $n = 2$	292
	The case $n = 2, l = 2$	293
	<u>Numerical results</u>	293
7.9	Local smoother error for data functions in $W^{1,\infty}(\Omega) \cap X_w^0(\Omega)$	293
7.9.1	Introduction	293
7.9.2	Estimates for the convergence of the Exact smoother in one dimension	294
7.9.3	Some non- $PWC_B^{(1)}$ data functions for numerical experiments	297
7.9.4	Multivariate estimates for convergence of Exact smoother	298
7.10	Approximation of the Exact smoother	300
8	The scalable Approximate smoother	305
8.1	Introduction	305
8.2	The convolution space J_G and applications	306
8.2.1	Embedding results for X_w^0	307
8.2.2	The operator $\int_{\Omega} \bar{R}_x u$	313
8.3	The Approximate smoother	319
8.3.1	Approach 1 is an analog of the Exact smoothing problem	319
8.3.2	Approach 2	320
8.4	Preparation: the Exact smoother mapping and data functions	322
8.5	Properties of the Approximate smoother problem	323
8.5.1	The matrix equation for the Approximate smoother	326
8.5.2	The scalability of the Approximate smoother	327
8.6	Convergence of the Approximate smoother to the Exact smoother	328
8.6.1	Order-less convergence results	328
8.6.2	General error results	330
8.6.3	Error estimates derived without explicitly assuming unisolvent data sets	330
	<u>Type 1 estimates ($\kappa \geq 0$)</u>	331
	<u>Type 1 examples</u>	334
	<u>Type 2 estimates ($\kappa \geq 1$)</u>	335
	<u>Type 2 examples</u>	335
8.6.4	Error estimates explicitly using unisolvent data sets	336
8.7	Type 1 Exact smoother error estimates ($\kappa \geq 0$)	338
8.8	Type 2 Exact smoother error estimates ($\kappa \geq 1$)	339
8.9	Convergence of the Approximate smoother to the data function	339
8.9.1	Order-less convergence estimates	339
8.9.2	Error estimates without explicitly assuming unisolvent data sets	339

	<u>Type 1 estimates ($\kappa \geq 0$)</u>	339
	<u>Type 2 error estimates ($\kappa \geq 1$)</u>	341
8.9.3	<u>Estimates using minimally unisolvent data sets</u>	342
8.9.4	??	344
8.10	Numerical experiments with scaled, extended B-splines	345
8.10.1	Extended B-splines with $n = 1$	346
	<u>The case $n = 1, l = 1$</u>	346
	<u>Numerical results</u>	346
	<u>The case $n = 1, l = 2$</u>	348
	<u>Numerical results</u>	351
8.10.2	Extended B-splines with $n = 2$	352
	<u>The case $n = 2, l = 2$</u>	352
	<u>Numerical results</u>	352
8.11	A numerical implementation of the Approximate smoother	352
8.11.1	The <i>SmoothOperator</i> software (freeware)	352
8.11.2	Algorithms	353
	<u>Algorithm 1: using experimental data</u>	354
	<u>Algorithm 2: using a ‘test’ subset of actual data</u>	354
	<u>Algorithm 3: using all the actual data</u>	354
8.11.3	Features of the smoothing algorithm and its implementation	354
8.11.4	An application - predictive modelling of forest cover type	355
	<u>The data file</u>	355
	<u>Methodology</u>	355
9	The spaces $X_{1/w}^0, \tilde{X}_{1/w}^0$ and the bounded linear functionals on X_w^0	361
9.1	Introduction	361
9.2	The spaces $X_{1/w}^0$ and $\tilde{X}_{1/w}^0$	363
9.2.1	The operator $\mathcal{M} : X_{1/w}^0 \rightarrow L^2$	364
9.2.2	The spaces $S_{\emptyset,k}$ and $S'_{\emptyset,k}$	366
9.2.3	The operator $\mathcal{L}_1 : L^2 \rightarrow X_{1/w}^0$	367
9.2.4	The operator $\mathcal{L}_2 : L^2 \rightarrow X_{1/w}^0$	373
9.2.5	Examples of weight functions in $W_{S;0}$ and the corresponding spaces $S_{w,0}$	376
	<u>Weight functions such that $w \cdot ^{2m} \in L^1_{loc}$</u>	376
	<u>The extended B-splines</u>	386
	<u>The tensor product central difference weight functions</u>	415
	<u>?? What about the central difference weight functions of Definition 268?</u>	419
9.2.6	The operator $\mathcal{B} : X_w^0 \otimes X_{1/w}^0 \rightarrow C_B^{(0)}$	419
9.2.7	The operators $\mathcal{V} : X_{1/w}^0 \rightarrow X_w^0, \mathcal{W} : X_w^0 \rightarrow X_{1/w}^0$ and $\Phi : X_{1/w}^0 \rightarrow (X_w^0)'$	423
9.2.8	The space $X_w^0(\Omega)'$	426
9.3	The space $\tilde{X}_{1/w}^0$	428
9.3.1	The maps $\tilde{\mathcal{M}}_1 : X_{1/w}^0 \rightarrow L^2$ and $\tilde{\mathcal{L}} : L^2 \rightarrow X_{1/w}^0$	430
9.3.2	The map $\tilde{\mathcal{B}}_1 : X_w^0 \otimes \tilde{X}_{1/w}^0 \rightarrow C_B^{(0)}$	432
9.3.3	The maps $\tilde{\mathcal{W}}_1 : X_w^0 \rightarrow \tilde{X}_{1/w}^0, \tilde{\mathcal{V}}_1 : \tilde{X}_{1/w}^0 \rightarrow X_w^0$ and $\tilde{\Phi}_1 : \tilde{X}_{1/w}^0 \rightarrow (X_w^0)'$	434
9.3.4	Extension and restriction mappings between $\tilde{X}_{1/w}^0$ and $X_{1/w}^0$	437
9.3.5	The Fourier-independent spaces $\tilde{Y}_{1/w}^0$ and Y_w^0	438
9.3.6	Some weight functions not in $W_{S;0}$	439
9.4	A generalization of $\tilde{X}_{1/w}^0$	442
9.4.1	Motivation	442
9.4.2	Condition 536	443
9.4.3	Some weight functions which do not satisfy Condition 536	443
9.4.4	The space $\tilde{X}_{1/w}^0$	447
9.4.5	The operators $\tilde{\mathcal{M}}_2 : \tilde{X}_{1/w}^0 \rightarrow L^2$ and $\tilde{\mathcal{L}}_3 : L^2 \rightarrow \tilde{X}_{1/w}^0$	450

9.4.6	The operator $\tilde{\mathcal{B}}_2 : X_w^0 \otimes \tilde{X}_{1/w}^0 \rightarrow C_B^{(0)}$	452
9.4.7	The operators $\tilde{\mathcal{V}}_2 : \tilde{X}_{1/w}^0 \rightarrow X_w^0$, $\tilde{\mathcal{W}}_2 : X_w^0 \rightarrow \tilde{X}_{1/w}^0$ and $\tilde{\Phi}_2 : \tilde{X}_{1/w}^0 \rightarrow (X_w^0)'$	453
9.5	A further generalization of $\tilde{X}_{1/w}^0$	455
9.5.1	Introduction	455
9.5.2	The space $\tilde{X}_{1/w}^0$	456
9.5.3	The operators $\tilde{\mathcal{L}}_4 : L^2 \rightarrow (\hat{S}_{w,0})'$ and $\tilde{\mathcal{M}}_4 : \tilde{X}_{1/w}^0 \rightarrow L^2$	458
9.5.4	The operator $\tilde{\mathcal{B}}_3 : X_w^0 \otimes \tilde{X}_{1/w}^0 \rightarrow C_B^{(0)}$	461
9.5.5	The operators $\tilde{\mathcal{V}}_3 : \tilde{X}_{1/w}^0 \rightarrow X_w^0$, $\tilde{\mathcal{W}}_3 : X_w^0 \rightarrow \tilde{X}_{1/w}^0$ and $\tilde{\Phi}_3 : \tilde{X}_{1/w}^0 \rightarrow (X_w^0)'$	463
9.5.6	Examples	466
10	An upper bound for the derivative of the 1-dim. hat basis function smoother smoother	467
10.1	Introduction	467
10.1.1	Steps in proof:	468
10.2	Calculating the smoother derivatives using Cramer's rule	468
10.2.1	The derivative values and the basis function matrix equation	468
10.2.2	Basis function interpolation	473
10.2.3	The inverse of a bordered matrix	474
10.2.4	Replacing $T_v := T(\Delta_1 X; v)$ by $T = T(\frac{1}{v}\Delta_1 X; 1)$	476
10.2.5	Applying Cramer's rule	479
10.3	Calculating the minors of T	480
10.3.1	Calculating the minors $M_{n,1}(a_{1:m})$ and $M_{n,m}(a_{1:m})$	480
10.3.2	Calculation of the minors $M_{n,n}$	483
10.3.3	Calculation of the minors $M_{n,n+1}$	484
10.3.4	Calculation of $M_{j,n}$, $j < n$	488
10.3.5	Minor calculations summary	492
10.4	A formula for $ T(a) $	492
10.4.1	A general formula for $ T(a) $	496
10.4.2	Some consequences of Theorem 610	509
10.5	Uniform upper bounds for $T^{-1}\beta$ and $ \mu(f) _{\max}$	514
10.5.1	Bounds for $(T^{-1}\beta)_1$	514
10.5.2	Bounds for $(T^{-1}\beta)_{N-1}$	520
10.5.3	Bounds for $(T^{-1}\beta)_k$, $2 \leq k \leq N-2$	522
10.5.4	Upper bounds for $ T^{-1}\beta _{\max}$ and $ \mu(f) _{\max}$	524
10.6	Uniform upper bounds of $ \frac{1}{v}T^{-1}\Delta_X f _{\max}$ using $\ Df\ _{\infty}$	524
10.6.1	Bounds in terms of $\ Df\ _{\infty}$ and sub-determinants $ T_{i;j} $	524
10.6.2	Expansions of $ T(x) $ in terms of $ T(x', 0_n) $, $ T(0_n, x'')$	529
10.6.3	Upper and lower bounds for $ T(0_n, x) $ and $ T(x, 0_n) $	534
10.6.4	Upper bounds for $\frac{1}{v} T^{-1}\Delta_X f _{\max}$ and $ \mu(f) _{\max}$	541
10.7	Upper bounds for the Exact smoother derivative	545
10.7.1	Bounds for $T(0_n, x) - T(0_{n+m})$	545
10.7.2	Lower bounds for $ T(a) $	548
10.7.3	Upper bounds for $ \mu_1(f) $ and $ \mu(f) _{\max}$	551
10.7.4	Upper bounds for the Exact smoother derivative	556
10.8	Some unused results	556
10.8.1	A Taylor series formula for $ T(\cdot) $	557
10.8.2	Another lower bound for $ T(\cdot) $	558
10.8.3	Two upper bounds for $ T(a; v) $	559
11	Multivariate bounds for the hat function interpolant/exact smoother ?? incomplete ??	563
12	Explicit extension operators based on Wloka but using the rectangle condition	567
12.1	Introduction	567
12.2	Background	568
12.3	Integral representation	569

12.4	An extension from an orthant for the $C_0^{(\alpha)}(\overline{\mathcal{O}_\theta})$ spaces.	586
12.5	A continuous extension from $W^{n1}(\Omega)$ to $W^{n1}(\mathbb{R}^d)$ - a Fourier transform proof	595
12.6	A continuous extension $E_\Omega^\alpha : C^{(\alpha)}(\overline{\Omega}) \rightarrow C_B^{(\alpha)}$	607
12.7	A contin. exten. $E_\Omega^{n1} : W^{n1}(\Omega) \rightarrow W^{n1}$ derived using spaces of contin. funcs.	614
12.8	Some unused estimates	616
A	Basic notation, definitions and symbols	629
A.1	Basic function spaces	629
A.2	Multi-index and vector notation	630
A.3	Topology	631
A.4	Tempered distributions	632
A.5	Fourier Transforms	632
A.6	Convolutions	633
A.7	Convolutors and multipliers in S and S'	634
A.8	Taylor series expansions with integral remainder	635
A.9	Limits and differentiation under the integral sign	638
A.10	Spherical coordinate integrals	639
A.11	Some (combinatorial) binomial sums	643
A.12	Approximating the gamma function and binomials	646
A.13	Generalized Legendre polynomials	647
B	Quotient spaces and reproducing kernels	653
B.1	General quotient space theory	653
B.2	Reproducing kernels	654
B.2.1	Restrictions of r.k. Hilbert spaces as quotient spaces	657
C	Notes on Schmeisser [54]	659
D	Proofs of the claims made in Remark 144	661
D.0.2	Part 1 of Remark 144	661
D.0.3	Part 2 of Remark 144	661
D.0.4	Part 3 of Remark 144	661
D.0.5	Part 4 of Remark 144	662
D.0.6	Part 6 of Remark 144	663
D.0.7	Part 8 of Remark 144	663
D.0.8	Part 9 of Remark 144	664
	References	667

0.1 Introduction

In this document I develop a weight function theory of zero order basis function interpolants and smoothers. Note that the Appendix of this document contains a list of basic notation, definitions and properties also used in this document.

A **region** will be an open connected subset of \mathbb{R}^d . We use the ‘symmetric’ Fourier transform i.e. both the transform and it’s inverse have a constant factor $(2\pi)^{-d/2}$. This will mean that the basis function formulas may be more complicated. Also, some weight functions have simple forms at the expense of a more complicated basis function formula.

This document had its genesis in the development of a **scalable algorithm for Data Mining** applications. Data Mining is the extraction of complex information from large databases, often having tens of millions of records. Scalability means that the time of execution is linearly dependent on the number of records processed and this is necessary for the algorithms to have practical execution times. One approach is to develop additive regression models and these require the approximation of large numbers of data points by surfaces. Here one is concerned with approximating data by surfaces of the form $y = f(x)$, where $x \in \mathbb{R}^d$, $y \in \mathbb{R}$ and d is any dimension. Smoothing algorithms are one way of approximating surfaces and in particular we have decided to

use a class of non-parametric smoothers called basis function smoothers, which solve a variational smoothing problem over a semi-Hilbert space of continuous **data functions** and express the solution in terms of a single **basis function**.

I started my Masters degree (supervised by Dr. Markus Hegland and Dr. Steve Roberts at the ANU, Canberra, Australia) searching for a scalable basis function smoothing algorithm and had the good fortune to devise such an algorithm (unpublished) by approximating, on a regular grid, the convolution in Definition 38 of the space J_G in Dyn's review article [25]. In this document I develop some theoretical tools to construct and analyze this algorithm for the case of **zero order** basis functions. Note that in the document Williams [62] the positive order theory is studied. This theoretical approach applies in any dimension but the smoothing algorithm is only practical up to about three dimensions. In higher dimensions the matrices are too large to put into computer memory.

Dr. Hegland was particularly interested in using the tensor product hat (triangular) function as a basis function. At about this time we had a visit by the late Professor Will Light who showed me his paper [42] which defined basis functions in terms of weight functions using the Fourier transform. Light and Wayne's weight function properties were designed for positive order basis functions which excluded the tensor product hat function. They were designed for the well-known 'classical' radial weight functions. I therefore have developed a version of his theory designed to generate zero order basis functions, including both tensor product and radial types. This theory is developed in Chapter 1 and requires that the basis functions have Fourier transforms which can take zero values outside the origin since this is a property of hat functions.

Chapter by chapter in brief:

1. **Chapter 1 Weight functions, data spaces and basis functions** The goal of this chapter is to extend the theoretical work of Light and Wayne in [42] to allow classes of **zero order weight functions** analogous to the positive order weight functions developed in Chapter 1 of Williams [62]. Both the inner product **data space** and the **basis functions** are defined in terms of the weight function. We then prove the completeness and smoothness properties of the data space as well as the continuity and positive definiteness properties of the basis function. We use as examples the radial weight functions: the thin-plate splines, the Gaussian and the Sobolev spline. Special attention is paid to a class of tensor product weight functions we call the **extended B-splines** which are the convolutions of hat functions.
2. **Chapter 2 The minimum norm interpolation problem.** Topics include the existence and uniqueness of the basis function solution, a matrix equation for the solution and the pointwise convergence to the interpolant to its data function. Pointwise order of convergence results are derived using two techniques. The first approach is actually equivalent to using minimal unisolvent data sets of order 1, which consist of single points and obtains constants which can be easily calculated. The second approach is much more complex and uses Lagrange interpolation techniques which correspond to minimal unisolvent data sets of order > 1 . Numerical experiments were undertaken using the extended B-splines and special data functions were constructed for these experiments. This led to the extended B-splines data functions being characterized locally as Sobolev spaces.
3. **Chapter 3 Local interpolation errors using tempered distribution Taylor series** We will derive another set of error estimates for the interpolant. Regarding the radial Sobolev spline weight functions, we obtain orders of convergence that are better than those obtained previously. We rely on a careful analysis of a remainder of a tempered distribution Taylor series expansion based on $\exp(i(a, x))$ and the Fourier transform. This approach unifies that of Chapter 2.
4. **Chapter 4 Local interpolation error for 1-dimensional data functions in $W^{1,\infty}(\Omega) \cap X_w^0(\Omega)$** Here we work in one dimension only. The local data functions are assumed to have bounded derivatives on the data region and we consider a scaled hat basis function $\Lambda(x/\lambda)$. If the basis function have "large" support w.r.t. the data region Ω i.e. if $\text{diam } \Omega \leq \lambda$, then we show the order of convergence of the interpolant is 1. The bounds of Chapter 10 are used to obtain realistic estimates for the scaled hat basis function smoother in 1-dimension.
5. **Chapter 5 The central difference tensor product weight functions** This chapter introduces a large new class of tensor product weight functions which I call the **central difference weight functions** because they are based on **1-dimensional central difference operators** and a non-negative $L^1(\mathbb{R}^1)$ generating function q . They are closely related to the tensor product extended B-splines. The central difference basis

functions are calculated, first using a **multiplicative convolution formula** and then a more convenient **partial moment formula**, and smoothness estimates and polynomial upper and lower bounds are derived for the weight functions and the basis functions. If $q \in C_0^\infty$ then the basis function is $C^\infty(\mathbb{R}^d \setminus 0)$ with bounded support. Like the extended B-splines their data functions are characterized locally as Sobolev spaces. Pointwise convergence results are derived for the basis function interpolant using results from Chapter 2. These give orders of convergence identical to those obtained for the extended B-splines. We do not present the results of any numerical experiments.

6. **Chapter 6 Central difference weight functions: q multivariate** Unlike in the previous chapter the weight function is calculated using a **multivariate central difference operator** and an $L^1(\mathbb{R}^d)$ generating function. Here q radial implies the basis function is radial. A formula based on the central difference operator is derived which expresses the basis function as the sum of a thin-plate spline T_n and several convolutions of this spline with the scaled generating function q , plus a polynomial. Another formula is derived based on the Taylor series expansion. Formulas are also derived which use the Bessel and MacDonald's functions.

7. **Chapter 7 The Exact smoother** (our terminology) stabilizes the interpolant by adding a smoothing coefficient to the seminorm functional. Topics include the existence and uniqueness of the basis function solution, a matrix equation for the solution and the pointwise convergence of the solution to its data function. Orders of convergence (also called error orders) are derived which, in special sense, are the same as those obtained for the interpolant.

Note that my smoothing functional is different from that used in Narcowich, Ward and Wendland [46] - **I take the average of the sum of squares.**

8. **Chapter 8 The scalable Approximate smoother** (our terminology) turns out to have a discretization process similar to that described in Garcke and Griebel [27]. Topics include the existence and uniqueness of the smoother, matrix equations for the smoother, and the pointwise convergence of this smoother to the Exact smoother and to its data function. Orders of pointwise convergence are derived for the convergence of the Approximate to the Exact smoother which are then combined with the Exact smoother error formulas of Chapter 7 to obtain error orders for the Approximate smoother.

9. **Chapter 9 The spaces $X_{1/w}^0$, $\tilde{X}_{1/w}^0$ and the bounded linear functionals on X_w^0** The goal of this chapter is to use a bilinear form to characterize the bounded linear functionals on the data space of Chapter 1 for the weight functions used as examples in this document and to explore the properties of some related operators. A semi-Hilbert space is defined using the reciprocal of the weight function and isometric isomorphisms are constructed between this space and L^2 . These isometries and those constructed in Chapter 1 between the data space and L^2 are used to construct an isometric isomorphism between functional space and the data space.

10. **Chapter 10 An upper bound for the derivative of the 1-dimensional hat basis function smoother** We derive an upper bound for the derivative of the 1-dimensional (scaled) hat basis function smoother assuming the data function has a bounded derivative and sufficiently large support w.r.t. the data region.

In the APPENDIX:

A **Chapter A Basic notation, definitions and symbols** Basic function spaces; Multi-index and vector notation; Topology; Tempered distributions; Fourier Transforms; Convolutions; Some simple (combinatorial) binomial sums; Spherical coordinates; Taylor series expansions with integral remainder; limits and differentiation under the integral sign etc.

B **Chapter B Quotient spaces and reproducing kernels** General quotient space theory for Banach spaces; the general theory of reproducing kernel (r.k.) Hilbert spaces; the relationship between restrictions of r.k. Hilbert spaces and quotient spaces.

C **Chapter C Notes on Schmeisser [54]** This is a very short chapter which just contains some notes on the 2006 survey concerning Sobolev spaces with dominating mixed derivatives by Schmeisser [54].

D **Chapter D Proofs of the claims made in Remark 144** This chapter contains the proofs of the claims made for the Sobolev spaces with dominating mixed derivatives $W^{m,1}(\Omega)$ etc. in Remark 144. They are modified results from Adams and Fournier [5] and Wloka [63] concerning the Sobolev spaces $W^m(\Omega)$.

Chapter by chapter in more detail:

0.1.1 Chapter 1 Weight functions, data spaces and basis functions

In his paper [17] Duchon studied positive order basis function interpolation. Basically he began by generalizing the functional $\int_{\mathbb{R}^d} \sum_{|\alpha|=m} |D^\alpha u|^2$ using a positive weight function w and the Fourier transform to obtain

$\int_{\mathbb{R}^d} w \sum_{|\alpha|=m} \left| \widehat{D^m u} \right|^2$, and then devoted the paper to studying the special case $w = |\cdot|^{2s}$. In [42] Light and Wayne

carried on the study of the positive order interpolation problem where Duchon left off. Their weight function theory used a strictly positive weight function to directly define the basis functions and Hilbert spaces.

In this document I adapt the work of Light and Wayne to the study the much simpler zero order problem. Here the weight function is only assumed to be a.e. positive and the conditions placed on the weight functions are expressed in terms of integrals. The weaker condition on the weight function allows for basis functions whose Fourier transforms have zeros e.g. the hat or triangular function. Happily, the zero order theory presented here only requires simple L^1 function space theory, the positive order results being considerably more complex - see the positive order document Williams [62].

The theory is illustrated using the standard radial basis functions: the **shifted thin-plate splines**, the **Gaussian** and the **Sobolev splines** but I am especially interested in basis functions that are the tensor product of the derivatives of hat (triangle) functions, denoted Λ , which I call the **extended B-splines**. However, as mentioned previously, the Fourier transform of these basis functions has zero values on a set of measure zero and the theory has to allow for this. Thus I begin by using a class of a.e. positive and continuous **zero order weight functions** w satisfying **property W02**: $\int_{\mathbb{R}^d} \frac{|x|^{2\lambda}}{w(x)} dx < \infty$ for $0 \leq \lambda \leq \kappa \in \mathbb{R}^1$, or **property W03**: $\int_{\mathbb{R}^d} \frac{x^{2\lambda}}{w(x)} dx < \infty$ for $0 \leq \lambda \leq \kappa \in \mathbb{R}^d$, to define the **zero order data space**

$$X_w^0 = \left\{ f \in S' : \widehat{f} \in L_{loc}^1 \text{ and } \sqrt{w}\widehat{f} \in L^2 \right\}.$$

This turns out to be a **reproducing kernel Hilbert space** of continuous functions with norm $\|f\|_{w,0}$ and inner product $(f, g)_{w,0} = \int w f \widehat{g}$. It is shown, for example, that $X_w^0 \hookrightarrow C^{(\lfloor \kappa \rfloor)}$ (see Theorem 29) and that $S \cap X_w^0$ is dense in X_w^0 .

The weight function is then used to define a zero order basis function G by the simple Fourier transform formula $\widehat{G} = \frac{1}{w}$. The smoothness obtained is $G \in C_B^{(\lfloor 2\kappa \rfloor)}$ and several results are proved regarding the tensor products of weight functions and basis functions, as well as the products and convolutions of basis functions.

The **extended B-splines** are discussed in detail. It turns out that the corresponding basis functions are the derivatives of convolutions of hat (triangle) functions and hence their name.

0.1.2 Chapter 2 The minimal norm interpolant

In this chapter the minimal norm interpolation problem is solved and several pointwise convergence results are derived. These are illustrated with numerical results obtained using several extended B-spline basis functions and special classes of data functions. In more detail, the functions from the Hilbert data space X_w^0 are used to define the standard minimal norm interpolation problem with independent data $X = \{x^{(i)}\}_{i=1}^N$ and dependent data $y = \{y_i\}_{i=1}^N$, the latter being obtained by evaluating a data function at X . This problem is then shown to have a unique basis function solution of the form $\sum_{i=1}^N \alpha_i G(\cdot - x^{(i)})$ with $\alpha_i \in \mathbb{C}$. The standard matrix equation for the α_i is then derived.

We will then consider several categories of estimates for the pointwise convergence of the interpolant to its data function when the data is confined to a bounded data region. In all these results the order of convergence appears as the power of the **maximum cavity radius** i.e. the radius of the largest ball centered in the data region that can be fitted between the X data points. The convergence results of this document can be divided into those which use Taylor series expansions and Lagrange interpolation theory i.e. use non-trivial minimal unisolvent subsets of X (Definition 119), and those which use Riesz representers. The non-unisolvent proofs are *much* simpler than the unisolvency-based results and if the data functions are chosen appropriately the constants can be calculated.

Type 1 interpolation error estimates Neither the unisolvency property nor a Taylor series expansion is used. Instead we use the Riesz representer R_x of the evaluation functional. Suppose that the weight function has

property W02 for some $\kappa \geq 0$, that the data X is contained in a closed bounded infinite data set K , and that the basis function G satisfies the smoothness estimate

$$|G(0) - \operatorname{Re} G(x)| \leq C_G |x|^{2s}, \quad |x| < h_G, \quad (1)$$

for some $h_G > 0$. Then in Theorem 104 it is shown that the interpolant $\mathcal{I}_X f$ of a data function $f \in X_w^0$ satisfies

$$|f(x) - \mathcal{I}_X f(x)| \leq k_G \|f\|_{w,0} (h_{X,K})^s, \quad x \in K, \quad (2)$$

1. when $h_{X,K} = \sup_{x \in K} \operatorname{dist}(x, X) \leq h_G$ and $k_G = (2\pi)^{-\frac{d}{4}} \sqrt{2C_G}$. This implies an order of convergence of at least s .

These results are summarized in Table 1 (a copy of Table 2.1).

Type 1 Interpolant error estimates. Smoothness condition on basis function near origin.				
Weight function	Parameter constraints	Converg. order s	C_G	h_G
Sobolev splines ($v > d/2$)	$\frac{1}{2} < v - \frac{d}{2} \leq 1$	$\frac{1}{2}$	$\frac{\ \rho^{v-\frac{d}{2}} K_{1-(v-\frac{d}{2})}\ _\infty}{2^{v-1}\Gamma(v)}$	∞
	$v - \frac{d}{2} > 1$	1	$\frac{\ D^2 \tilde{K}_{v-\frac{d}{2}}\ _\infty}{2^v \Gamma(v)}$	∞
Shifted thin-plate ($-d/2 < v < 0$)	-	1	eq. (2.26)	∞
Gaussian	-	1	$2e^{-3/2}$	∞
Extended B-spline	-	$\frac{1}{2}$	$G_1(0)^{d-1} \ DG_1\ _\infty \sqrt{d}^{(1)}$	∞

⁽¹⁾ G_1 is the univariate basis function used to form the tensor product.

TABLE 1.

Type 2 interpolation error estimates Neither the unisolvency property nor a Taylor series expansion is used. Instead we use the Riesz representer R_x of the evaluation functional. Here we avoid making any assumptions about G and instead assume $\kappa \geq 1$ and use the properties of the Riesz representer R_x of the evaluation functional $f \rightarrow f(x)$. A consequence of this approach is the estimate (Theorem 114): when $h_{X,K} < \infty$

$$|f(x) - \mathcal{I}_X f(x)| \leq k_G \|f\|_{w,0} h_{X,K}, \quad x \in K, \quad f \in X_w^0, \quad (3)$$

where

$$k_G = (2\pi)^{-d/4} \sqrt{-\left(|D|^2 G\right)(0)}.$$

so the order of convergence is **always** at least 1. Table 2 (a copy of Table 2.2) summarizes the results for the weight function examples:

Observe that when $1 \leq \kappa < 2$ the convergence orders obtained are the same as those obtained for the unisolvency estimates below but that here the constants are easily calculated.

Interpolation error estimates using unisolvency and multipoint Taylor series The data region Ω satisfies the cone condition and minimal unisolvent sets of X order $\lfloor \kappa \rfloor$ are used. Note that we do not assume *a priori* that X is unisolvent. In this case it follows from Theorem 127 that there exist constants $h_{\Omega,\kappa}, k_G > 0$ such that

$$|f(x) - \mathcal{I}_X f(x)| \leq k_G \|f\|_{w,0} (h_{X,\Omega})^{\lfloor \kappa \rfloor}, \quad x \in \bar{\Omega}, \quad f \in X_w^0, \quad (4)$$

when $h_{X,\Omega} = \sup_{\omega \in \Omega} \operatorname{dist}(\omega, X) < h_{\Omega,\kappa}$. Table 3 (a copy of Table 2.3) summarizes our results:

Observe that when $1 \leq \kappa < 2$ the convergence orders obtained are the same as those obtained for the Type 2 estimates above but that in the Type 2 case the constants are easily calculated.

Numerical results are only presented for the Type 1 and 2 formulas in 1-dimension. Numerical results are presented which illustrate the convergence of the interpolant to its data function. We will only be

Type 2 Interpolant error estimates. We assume W02 for $\kappa \geq 1$.			
Weight function	Parameter constraints	Converg. order	$(2\pi)^{d/4} k_G/\sqrt{d}$
Sobolev splines $(v > \frac{d}{2})$	$v - \frac{d}{2} \geq 2$	1	$\sqrt{\frac{\Gamma(v-d/2-1)}{2^{d/2+1}\Gamma(v)}}$
	$1 < v - \frac{d}{2} < 2$	1	$\sqrt{\frac{\Gamma(v-d/2-1)}{2^{2v-d/2-3}\Gamma(v)}}$
Shifted thin-plate $(-d/2 < v < 0)$	-	1	$\sqrt{-2v}$
Gaussian	-	1	$\sqrt{2}$
Extended B-spline $(1 \leq n \leq l)$	$n \geq 2$	1	$\sqrt{-G_1(0)^{d-1} D^2 G_1(0)}$ ⁽¹⁾

⁽¹⁾ G_1 is the univariate basis function used to form the tensor product.

TABLE 2.

Interpolant error estimates. Uses Lagrange interpolation/Taylor series; W02 for $\kappa \geq 1$.		
Weight function	Parameter constraints	Convergence orders ($\lfloor \kappa \rfloor$)
Sobolev splines $(v > \frac{d}{2})$	$v - \frac{d}{2} = 2, 3, 4, \dots$	$v - \frac{d}{2} - 1$
	$v - \frac{d}{2} > 1, v - \frac{d}{2} \notin \mathbb{Z}_+$	$v - \frac{d}{2}$
Shifted thin-plate spline	-	1, 2, 3, 4, ...
Gaussian	-	1, 2, 3, 4, ...
Extended B-spline $(1 \leq n \leq l)$	$n \geq 2$	$n - 1$

TABLE 3.

interested in the convergence of the interpolant to its data function and not in the algorithm's performance as an interpolant. Only the extended B-splines will be considered and we will also restrict ourselves to one dimension so that the data density parameter $h_{X,\Omega}$ can be easily calculated.

In **Subsection 2.9** we **characterize of the restriction spaces $X_w^0(\Omega)$ for several classes of weight function, especially tensor products**. If we can calculate the data function norm we can calculate the error estimate. All the extended B-spline basis weight functions have a power of $\sin^2 x$ in the denominator and so we have derived special classes of data functions for which the data function norm can be calculated. The derivation of these special classes of data functions led to the characterization of the restriction spaces $X_w^0(\Omega)$ for various classes of weight function. For example, Theorem 156 shows that the restrictions of the B-spline data functions are a member of the class of **Sobolev spaces with dominating mixed derivatives**:

$$W^{m1}(\Omega) = \{u \in L^2(\Omega) : D^\alpha u \in L^2(\Omega) \text{ for } \alpha \leq m\mathbf{1}\}, \quad m = 1, 2, 3, \dots \quad (5)$$

It is easy to construct functions that are in these spaces. A more general result is derived which can be applied to **tensor product weight functions** and specifically to the **central difference weight functions** of Chapter 5.

As expected interpolant instability is evident and because our error estimates assume an infinite precision we filter the error to remove spikes which are a manifestation of the instability.

0.1.3 Chapter 3 Local interpolation errors using tempered distribution Taylor series

In this chapter we will derive another set of error estimates for the interpolant which are then applied to the Sobolev splines and the extended B-splines. Regarding the Sobolev splines, for $\kappa < 1$ we obtain orders of convergence that are better than those obtained previously: compare Table 4 with Table 2.1 above.

We start by deriving a **tempered distribution Taylor series** expansion with a Fourier transform remainder (3.10, 3.11) using a 1-dimensional Taylor series expansion applied to $e^{ia\xi}$. Considering the cases $\kappa < 1$ and $\kappa \geq 1$ separately the remainder is then estimated in terms of the Fourier transform norm $\|f\|_{w,0}$ and a factor involving $1/\sqrt{w}$. In Section 3.3 special remainder estimates are obtained for radial weight functions.

In the next two sections global and local orders of convergence formulas for the interpolant are derived with separate sections being devoted to the cases $\kappa < 1$ and $\kappa \geq 1$ respectively. Unlike the case $\kappa \geq 1$, the case $\kappa < 1$ does not make (explicit) use of unisolvency. These results are summarize in Table 4 for $\kappa < 1$ and Table 5 for $\kappa \geq 1$. Finally, some local interpolation error estimates are derived.

This is a copy of Table 3.1:

Interpolant error estimates, W02 or W03 for $\underline{\kappa} < 1$. Technique: tempered distribution Taylor series.				
Weight function	Parameter constraints	Converg. order	c_w	h_w
Sobolev spline ($v > d/2$)	$v - \frac{d}{2} \leq 1$	$< v - \frac{d}{2}$	eq. 3.58	∞
Extended B-spline	$n = 1$	1/2	eq. 3.59	∞

TABLE 4.

A copy of Table 3.2:

Interpolant error estimates assuming W02 or W03 for $\kappa \geq 1$. Techniques: unisolvency, multipoint distribution Taylor series.				
Weight function	Parameter constraints	Converg. order	c_w	h_w
Sobolev spline (W02) ($v > d/2$)		$< v - d/2$	3.68	∞
Extended B-spline (W03) ($n \leq l$)	$n \geq 2$	$n - 1/2$		∞

TABLE 5.

Observe that the convergence order estimate for the Sobolev spline in Table 4 is better than that given in Table 1.

0.1.4 Chapter 4 Local interpolation error for data functions in $W^{1,\infty}(\Omega) \cap X_w^0(\Omega)$

Here the local data functions are assumed to have bounded derivatives on a bounded data region Ω i.e. functions in $W^{1,\infty}(\Omega) \cap X_w^0(\Omega)$ where X_w^0 is a global data space.

In Section 4.2 we will consider 1-dimensional estimates and the main result is Theorem 196: We will choose our data functions $f_d \in W^{1,\infty}(\Omega) \cap X_w^0(\Omega)$ and assume that there exist constants $c_0, c_1 > 0$ such that the basis function interpolant $\mathcal{I}_X f_d$ satisfies

$$|D\mathcal{I}_X f_d(x)| \leq c_0 \|f_d\|_{\infty,\Omega} + c_1 \|Df_d\|_{\infty,\Omega}, \quad x \in \Omega, \quad f_d \in W^{1,\infty}(\Omega) \cap X_w^0(\Omega).$$

Then we have the following pointwise **order 1 spherical cavity** error estimate

$$|\mathcal{I}_X f_d(x) - f_d(x)| \leq \left(c_0 \|f_d\|_{\infty,\Omega} + (1 + c_1) \|Df_d\|_{\infty,\Omega} \right) h_{\Omega,X}, \quad x \in \Omega,$$

An example is provided by Corollary 595 of the Appendix where it is shown that in **one dimension** the interpolant generated by the **scaled hat basis function** $\Lambda(x/\lambda)$ satisfies the local estimate:

$$\|D\mathcal{I}_X f_d\|_{\infty;\Omega} \leq \frac{2}{\lambda} \|f_d\|_{\infty;\Omega} + \|Df_d\|_{\infty;\Omega}, \quad f_d \in W^{1,\infty}(\Omega) \cap X_w^0(\Omega),$$

where the scaled hat basis function (extended B-spline $n = 1$) is assumed to have large support w.r.t. the data region i.e. $\text{diam } \Omega \geq \lambda$. **This order 1 convergence is twice the convergence order of 1/2 obtained above in the previous chapter** but it is only valid for a subspace of $X_w^0(\Omega)$. In Section 4.3 an analogous multivariate error estimate is proven where the interpolant is assumed to satisfy the inequality

$$\|D^\alpha \mathcal{I}_X f_d\|_{W^\infty(\Omega)} \leq c \|f_d\|_{W^{1,\infty}(\Omega)}, \quad x \in \Omega, \quad f_d \in W^{1,\infty}(\Omega) \cap X_w^0(\Omega), \quad |\alpha| = 1.$$

I have not been able to prove that the scaled tensor product hat function with large support satisfies this inequality.

Note that in 1-dimension data even smoothed functions which have infinite derivatives show instabilities - subsection 7.9.3.

0.1.5 Chapter 5 The central difference tensor product weight functions

To understand the theory of interpolants and smoothers presented in this document it is not necessary to read this chapter which introduces the *central difference weight functions*. However, we note that Section 5.5 contains local data space results specifically designed for tensor product weight functions and that central difference weight functions are used as examples in the chapters dealing with smoothers.

This chapter introduces a large new class of weight functions based on central difference operators. The basis functions are calculated and smoothness estimates and upper and lower bounds are derived for the weight functions and the basis functions.

Like the extended B-splines, their data functions are characterized locally as Sobolev spaces.

Pointwise convergence results are derived for the basis function interpolant using results from Chapter 2. These give orders of convergence identical to those obtained for the extended B-splines in. This chapter presents no numerical interpolation experiments.

The central difference weight functions are defined as follows: Suppose $q \in L^1(\mathbb{R}^1)$, $q \neq 0$, $q(\xi) \geq 0$ and $l \geq n \geq 1$ are integers. The univariate *central difference weight function* with parameters n, l is defined by

$$w(\xi) = \frac{\xi^{2n}}{\Delta_{2l}\widehat{q}(\xi)}, \quad \xi \in \mathbb{R}^1,$$

where Δ_{2l} is the central difference operator

$$\Delta_{2l}f(\xi) = \sum_{k=-l}^l (-1)^k \binom{2l}{k+l} f(-k\xi), \quad l = 1, 2, 3, \dots, \xi \in \mathbb{R}^1.$$

For example, $\Delta_2 f(\xi) = -(f(\xi) - 2f(0) + f(-\xi))$. The multivariate central difference weight function is defined by tensor product.

It is shown in Theorem 206 that w belongs to the class of zero order weight functions introduced in Chapter 1 for some κ iff $\int_{|\xi| \geq R} |\xi|^{2n-1} q(\xi) d\xi < \infty$ for some $R \geq 0$. Here κ satisfies $\kappa + 1/2 < n$. The central difference weight functions are closely related to the *extended B-splines* defined by 1.27 and a discussion of their genesis is given in Subsection 5.2.1.

Various bounds are derived for w . For example, in Corollary 220 it is shown that if $\int_{|t| \geq R} t^{2l} q(t) dt < \infty$ then for any $r > 0$ there exist constants $c_r, c'_r, k_r, k'_r > 0$ such that

$$\begin{aligned} k_r \xi^{2n} &\leq w(\xi) \leq k'_r \xi^{2n}, & |\xi| \geq r, \\ \frac{c_r}{\xi^{2(l-n)}} &\leq w(\xi) \leq \frac{c'_r}{\xi^{2(l-n)}}, & |\xi| \leq r. \end{aligned}$$

By Theorems 222 and 226 the univariate *central difference basis function* is given by the *multiplicative convolution formula*

$$G_c(s) = \frac{2^{2(l-n)+1}}{\sqrt{2\pi}} \int_{\mathbb{R}^1} G_s\left(\frac{2s}{t}\right) |t|^{2n-1} q(t) dt, \quad s \in \mathbb{R}^1,$$

where G_s is the extended B-spline basis function defined by 1.53. We show that if q is bounded then $G_c \in C_B^{2n-2}(\mathbb{R}^1)$ and $D^{2n-1}G_c \in C^{(0)}(\mathbb{R}^1 \setminus 0) \cap L^\infty$. The multivariate basis function is defined as a tensor product. For $k \leq 2n - 2$, $D^k G_c$ is uniformly Lipschitz continuous of order 1 (Theorem 229).

Another *multiplicative convolution formula* is given in Theorem 240. This formula does not involve a formula for the B-spline.

The Theorem 232 and its corollary give the more convenient *partial moment formulas* for the basis function and its derivatives that do not involve calculating the extended B-spline basis functions G_s but instead involves

the direct calculation of partial moments of q . In fact

$$G_c(x) = \begin{cases} \frac{(-1)^n}{(2n-1)!} \int_{|x|}^{R_q l} (s - |x|)^{2n-1} q_l(s) ds, & |x| \leq R_q l, \\ 0, & |x| \geq R_q l, \end{cases}$$

$$q_l(s) = \sum_{j=-l, j \neq 0}^l \frac{(-1)^j}{|j|} \binom{2l}{j+l} q\left(\frac{s}{j}\right),$$

where $\text{supp } q \subseteq \overline{B}_{R_q}$. We also show that $G_c \in C_B^{2n-2}(\mathbb{R}^1)$ and $D^{2n-1}G_c \in C^{(0)}(\mathbb{R}^1 \setminus 0) \cap L^\infty$ without assuming that q is bounded. It is also shown that if $\text{supp } q \subseteq \overline{B}_{R_q}$, where possibly $R_q = \infty$, it follows that $\text{supp } G_c \subseteq \overline{B}_{R_q l}$ and that G_c satisfies the differential equation

$$D^{2n}G_c(s) = (-1)^n \binom{2l}{l} \left(\int q \right) \delta + (-1)^n \sum_{j=-l, j \neq 0}^l \frac{(-1)^j}{|j|} \binom{2l}{j+l} q\left(\frac{s}{j}\right),$$

implying that $D^{2n}G_c$ has the same smoothness as q on $\mathbb{R}^d \setminus 0$. In fact if $q \in C_0^\infty(\mathbb{R}^1)$ then $G_c \in C^\infty(\mathbb{R}^1 \setminus 0) \cap C_B^{(2n-2)}(\mathbb{R}^1)$ and G_c has bounded support.

In Section 5.5 we will characterize the *data function space* locally as a mixed-derivative Sobolev space 5. A localization result specifically for tensor product weight functions is derived in Theorem 256. This supplies important information about the data functions and makes it easy to choose data functions for numerical experiments.

Results for the pointwise convergence of the interpolant to its data function on a bounded data domain are derived using results from Chapter 1. These results are summarized here in Table 6 (a copy of Table 5.1) and give pointwise orders of convergence identical to those obtained for the extended B-splines.

Interpolant convergence to data function - central difference weight functions.				
Estimate name	Parameter constraints	Converg. order	$(2\pi)^{d/4} k_G$	h_G
Type 1 (smoothness constraint on basis fn)	q b'nded if $n = 1$ else $n \geq 2$	1/2	$\sqrt{2G_1(0)^{d-1}} \ DG_1\ _\infty \sqrt[4]{d}^{(1)}$	∞
Type 2 ($\kappa \geq 1$)	$n \geq 2$	1	$\sqrt{-G_1(0)^{d-1}} D^2G_1(0) \sqrt{d}^{(1)}$	∞
Unisolvency/Taylor series	$n \geq 2$	$n - 1$	-	∞
Tempered distrib Taylor	q b'nded a.e.	$n - 1/2$	-	∞

⁽¹⁾ G_1 is the univariate basis function used to form the tensor product.

TABLE 6.

This chapter does not present the results of any numerical experiments.

0.1.6 Chapter 6 Central difference weight functions: q multivariate

In the last chapter we generated multivariate central difference weight functions using the tensor product. In this (incomplete) chapter we generalize to higher dimensions the 1-dimensional difference operator Δ_{2l} used in the one-dimensional case and thus obtain a new class of weight functions which seems most suited to radial weight functions.

Using the Fourier transform to directly calculate the basis function from the weight function formula 6.3 may be very awkward.

These central difference weight functions are defined as follows: suppose $q \in L^1(\mathbb{R}^d)$, $q \neq 0$, $q(\xi) \geq 0$ and $l, n \geq 0$ are integers. Then the multivariate *central difference weight function* with parameters n, l is defined by

$$w(\xi) = \frac{|\xi|^{2n}}{\Delta_{2l}\widehat{q}(\xi)}, \quad \xi \in \mathbb{R}^d,$$

where Δ_{2l} is the central difference operator

$$\Delta_{2l}f(\xi) = \sum_{k=-l}^l (-1)^k \binom{2l}{k+l} f(-k\xi), \quad l = 1, 2, 3, \dots; \quad \xi \in \mathbb{R}^d.$$

If q is radial then w is radial. It is shown in Theorem 270 that w belongs to the class of zero order weight functions for some κ iff $0 \leq \kappa < n - \frac{d}{2} < l$ and $\int_{|\tau| \geq R} |\tau|^{2n-d} q(\tau) d\tau < \infty$.

Using the theory of $S_{\theta, m}$ tempered distributions (Definition 421 etc.) Theorem 274 shows us how to use the central difference operator to express the basis function as the sum of a thin-plate spline T_n and several convolutions of this spline with the scaled generating function q :

$$G_c(x) = \frac{1}{(2\pi)^d c_{n,d}} \left((-1)^j \binom{2l}{l} \left(\int q \right) T_n(x) + \sum_{j=-l, j \neq 0}^l (-1)^j \binom{2l}{j+l} \int T_n(x - jy) q(y) dy \right) + p_c(x),$$

the unique p_c is a polynomial which satisfies $|D|^{2n} p_c = 0$. It remains to determine this polynomial by applying conditions to the function q . For d odd, using the L_{loc}^1 Taylor series expansion with integral remainder described in Lemma 172, I have derived Theorem 276 which supplies conditions on q under which the polynomial p_c is zero. Here we assume q has bounded support or that q is radial with an extra condition. I have not done the case where d is even but have made partial attempt on a more general result which does not distinguish between odd and even dimensions.

In **Section 6.4** we derive several formulas for the central difference basis function which involve the Bessel functions $J_{\frac{d-2}{2}}$ and the MacDonald's functions $K_{n-\frac{d}{2}}$. For example Theorem 279 shows that

$$G_c(x) = \frac{1}{(2\pi)^{d/2}} \int \int_0^\infty \left(\sum_{j=-l}^l (-1)^j \binom{2l}{j+l} \frac{J_{\frac{d-2}{2}}(|x - j\tau|r)}{(|x - j\tau|r)^{\frac{d-2}{2}}} \right) \frac{dr}{r^{2n-d+1}} q(\tau) d\tau,$$

and Theorem 282 claims that

$$G_c(x) = \frac{1}{(2\pi)^{\frac{d}{2}} 2^{n-1} \Gamma(n)} \int \lim_{\varepsilon \rightarrow 0^+} \sum_{j=-l}^l (-1)^j \binom{2l}{j+l} |x - j\tau|^{n-1} \frac{K_{n-\frac{d}{2}}(\varepsilon |x - j\tau|)}{\varepsilon^{n-\frac{d}{2}}} q(\tau) d\tau.$$

In **Section 6.5** we obtain results which are an extension of the 1-dimensional of Subsection 5.3.4 to an arbitrary dimension.

We use the tempered distribution Taylor series expansion introduced in Section 3.2 and the theory of the Schwartz subspaces $S_{\theta, k} \subset S$ introduced in Definition 421 to expand a convolution of the thin plate spline and the function q and thus prove the Taylor series basis function formula given in Theorem 283. The formula is true modulo a polynomial with degree $\leq d - 2$. We will make use of the basic Fourier transform properties given in Definition 682 of the Appendix. The L_{loc}^1 Taylor series expansion of Lemma 174 is then used to obtain the Taylor series integral remainder formula 6.103 for the basis function which is again true modulo a polynomial with degree $\leq d - 2$.

In **Section 6.6** I have made a start at characterizing the data space locally.

I have not yet derived any bounds for w or any orders of convergence for the smoother. I have begun studying the local structure of the data space.

0.1.7 Chapter 7 The Exact smoother

We call this well-known parameter-stabilized basis function interpolant the *Exact smoother* because the smoother studied in the next chapter approximates it. We will assume the basis function is real-valued. The Exact smoother minimizes the functional

$$\rho \|f\|_{w,0}^2 + \frac{1}{N} \sum_{i=1}^N \left| f(x^{(i)}) - y_i \right|^2, \quad f \in X_w^0, \quad (6)$$

over the data (function) space X_w^0 where $\rho > 0$ is termed the smoothing coefficient. **Note** that this smoothing functional is different from that used in Narcowich, Ward and Wendland [46] which is

$$\rho \|f\|_{w,0}^2 + \sum_{i=1}^N \left| f(x^{(i)}) - y_i \right|^2.$$

To obtain their error estimates you simply replace ρN by ρ in our error formulas.

We show that this problem, like the interpolation problem, has a unique basis function solution $s_e = \mathcal{S}_X f$ in the space $W_{G,X}$. The finite dimensionality of the solution allows us to derive matrix equations for the coefficients α_i of the data-translated basis functions.

Following the example of the interpolation semi-inner product $(f - \mathcal{I}_X f, g)_{w,0}$ of Definition 110 of 2 and it's sequel I will define the semi-inner product $(\mathcal{S}_X f, g)_{w,0}$ and inner product $(f - \mathcal{S}_X f, g)_{w,0}$ and use these to study the value and the error of the Exact smoother respectively. These expressions are useful because $(\mathcal{S}_X f, R_x)_{w,0} = (\mathcal{S}_X f)(x)$ and $(f - \mathcal{S}_X f, R_x)_{w,0} = (f - \mathcal{S}_X f)(x)$ and because of the power of Hilbert space theory. An outcome of this approach are the Exact smoother bounds of Theorem 304:

$$|s_e(x)| \leq \|f\|_{w,0} \sqrt{R_0(0)} \min \left\{ 1, \frac{R_0(0)}{\rho} \right\},$$

and the convergence estimates of Corollary 310:

$$|f(x) - s_e(x)| \leq \|f\|_{w,0} \left(\sqrt{\rho N} + \frac{\sqrt{2}}{(2\pi)^{\frac{d}{4}}} \sqrt{G(0) - G(x - x^{(k)})} \right). \quad (7)$$

When $\rho = 0$ these estimates correspond to interpolation results of The Exact smoother convergence orders and the constants are the same as those for the interpolation case which are given in the interpolation tables.

Type 1 error estimates in Subsection 7.6.1. When the weight function has property W02 for $\kappa \geq 0$ it is assumed that the basis function satisfies an inequality of the form 1 and that the data region is a closed bounded infinite set K . In this case it is shown in Corollary 312 that the Exact smoother s_e of the data function f satisfies the error estimate

$$|f(x) - s_e(x)| \leq \|f\|_{w,0} \left(\sqrt{\rho N} + k_G (h_{X,K})^\kappa \right), \quad x \in K, \quad (8)$$

when $h_{X,K} = \sup_{x \in K} \text{dist}(x, X) \leq h_G$ and $k_G = (2\pi)^{-d/4} \sqrt{2C_G}$.

Type 2 error estimates in Subsection 7.6.2. If it only assumed that $\kappa \geq 1$ then it is shown in Theorem 315 that

$$|f(x) - s_e(x)| \leq \|f\|_{w,0} \left(\sqrt{\rho N} + k_G h_{X,K} \right), \quad x \in K, \quad (9)$$

when $h_{X,K} < \infty$ and $k_G = (2\pi)^{-d/4} \sqrt{-\left(|D|^2 G\right)(0) \sqrt{d}}$.

Unisolvent error estimates in Section 7.7. If the weight function has property W02 for some parameter $\kappa \geq 1$, the independent data X contains a unisolvent set of order $\lfloor \kappa \rfloor$ and X is contained in a bounded data region Ω . Then using results from the Lagrange theory of interpolation we show in Theorem 319 that there exist constants $K'_{\Omega,m}, k_G > 0$ such that

$$|f(x) - s_e(x)| \leq \|f\|_{w,0} \left(K'_{\Omega,m} \sqrt{\rho N} + k_G (h_{X,\Omega})^{\lfloor \kappa \rfloor} \right), \quad x \in \bar{\Omega}, \quad (10)$$

when $h_{X,\Omega} = \sup_{\omega \in \Omega} \text{dist}(x, X) \leq h_G$ is the maximum spherical cavity size (radius).

$W^{1,\infty}(\Omega) \cap X_w^0(\Omega)$ spaces in Section 7.9. The local data functions are assumed to have bounded derivatives a.e. on the bounded data region. The main **one-dimensional** result is Theorem 325: if there exist constants $c_0, c_1 \geq 0$, independent of f_d , such that

$$|Ds_e(x)| \leq c_0 \|f_d\|_{\infty;\Omega} + c_1 \|Df_d\|_{\infty;\Omega}, \quad x \in \Omega,$$

then

$$\begin{aligned} |f_d(x) - s_e(x)| &\leq \|f_d\|_{w,0,\Omega} \min \left\{ \sqrt{\rho N}, \frac{G(0)}{(2\pi)^{d/2}} \right\} + \\ &\quad + \left(c_0 \|f_d\|_{\infty;\Omega} + (1 + c_1) \|Df_d\|_{\infty;\Omega} \right) h_{X,\Omega}, \quad x \in \Omega. \end{aligned}$$

and we consider the example of the scaled hat basis function $\Lambda(x/\lambda)$. If the basis function has "large" support w.r.t. the data region Ω i.e. if $\text{diam } \Omega \leq \lambda$, then we show the order of **convergence of the interpolant is 1**.

The **analogous multivariate result** is Theorem 333 which assumes the cone condition but I have not yet been able to extend my hat function example to higher dimensions.

The above theoretical results will be illustrated using the weight function examples from the interpolation chapter, namely the radial *shifted thin-plate splines*, *Gaussian* and *Sobolev splines* and the tensor product *extended B-splines*. We will also use the *central difference* weight functions from Chapter 5.

Numerical results are only presented for the 1-dim non-unisolvent data cases. Numeric experiments are carried out using the same 1-dimensional B-splines and data functions that were used for the interpolants. We restrict ourselves to one dimension so that the data density parameters $h_{X,\Omega}$ and $h_{X,K}$ can be calculated.

0.1.8 Chapter 8 The scalable Approximate smoother

In **Section 8.2** the **convolution space** $J_G = G * S$ is introduced and then some applications of these spaces are presented. The fact that $J_G \subset X_w^0$ implies some interesting embedding results which involve supplying necessary and sufficient conditions for one data space X_w^0 to be **continuously embedded** in another e.g. Theorem 346: $X_{w_1}^0 \hookrightarrow X_{w_2}^0$ iff $\frac{w_2}{w_1} \in L^\infty$ and $\|\iota\| = \left\| \frac{w_2}{w_1} \right\|_\infty$.

I have also begun a study of the operator $\int_\Omega \bar{R}_x u$ where $u \in X_w^0$ and R_x is the Riesz representer of the evaluation functional. This operator might be useful in deriving the Approximate smoother.

We introduce a smoother which we call the *Approximate smoother* because it approximates the Exact smoother. This is a non-parametric, scalable smoother. Here *scalable* means the numeric effort to calculate the Approximate smoother depends linearly on the number of data points. We assume the basis function is real-valued.

Two different approaches will be taken to defining the Approximate smoother, and both involve formulating the smoother as the solution of a variational problem. One of these problems will involve minimizing the Exact smoother functional 6 over $W_{G,X'}$ where $X' = \{x'_i\}_{i=1}^{N'}$ is an arbitrary set of distinct points in \mathbb{R}^d . The other, equivalent problem, involves finding the function in $W_{G,X'}$ which is nearest to Exact smoother s_e w.r.t. the norm $\|\cdot\|_{w,0}$. If

$$s_a(x) = \sum_{i=1}^{N'} \alpha'_i R_{x'_i}(x) = (2\pi)^{-d/2} \sum_{i=1}^{N'} \alpha'_i G(x - x'_i),$$

denotes the Approximate smoother and y is the dependent data then solving the second problem yields

$$s_a = \mathcal{I}_{X'} s_e,$$

which implies the matrix equation

$$(N\rho R_{X',X'} + R_{X',X'}^T R_{X,X'}) \alpha' = R_{X',X'}^T y,$$

where $R_{X,X'} = \left(R_{x'_j}(x^{(i)}) \right)$. The size of the Approximate smoother matrix is $N' \times N'$ which is independent of the number of data points and suggests scalability.

The error estimates for the pointwise convergence of the Approximate smoother to its data function $f \in X_w^0$ are based on the simple triangle inequality

$$|f(x) - s_a(x)| \leq |f(x) - s_e(x)| + |s_e(x) - s_a(x)|,$$

and so Section 8.6 will be devoted to estimating $|s_e(x) - s_a(x)|$.

As with the minimal interpolant and the Exact smoother, we will obtain estimates that involve unisolvent data sets as well as the Type 1 and Type 2 estimates that do not explicitly involve unisolvency. The Approximate smoother convergence orders and the constants are the same as those for the interpolation case which are given in the interpolation tables 1, 2, 3 and 6.

Type 1 error estimates No *a priori* assumption is made concerning the weight function parameter κ but it will be assumed that the basis function satisfies an inequality of the form 1. For example, if it is assumed that the data region K is closed bounded and infinite then Theorem 380 establishes that

$$|s_e(x) - s_a(x)| \leq \|f\|_{w,0} k_G(h_{X',K})^s, \quad x \in K, \quad (11)$$

and Theorem 397 shows that

$$|f(x) - s_a(x)| \leq \|f\|_{w,0} \left(\sqrt{\rho N} + k_G (h_{X,K})^s + k_G (h_{X',K})^s \right), \quad x \in K, \quad (12)$$

when $h_{X,K} = \sup_{x \in K} \text{dist}(x, X) \leq h_G$ and $h_{X',K} = \sup_{x \in K} \text{dist}(x, X') \leq h_G$.

Type 2 error estimates If it is only assumed that $\kappa \geq 1$ then by Theorem 387

$$|s_e(x) - s_a(x)| \leq \|f\|_{w,0} k_G (h_{X',K})^s, \quad x \in \mathbb{R}^d, \quad (13)$$

and by Theorem 399

$$|f(x) - s_a(x)| \leq \|f\|_{w,0} \left(\sqrt{\rho N} + k_G h_{X,K} + k_G h_{X',K} \right), \quad x \in \mathbb{R}^d, \quad (14)$$

where $k_G = (2\pi)^{-\frac{d}{4}} \sqrt{-\left(|D|^2 G\right)(0) \sqrt{d}}$.

Unisolvent data error estimates If X is a unisolvent set of order $m \geq 1$ contained in a bounded data region Ω then by Theorem 391,

$$|s_e(x) - s_a(x)| \leq \|f\|_{w,0} k_G (h_{X',\Omega})^m, \quad x \in \bar{\Omega}, \quad (15)$$

and by Theorem 402,

$$|f(x) - s_a(x)| \leq \|f\|_{w,0} \left(K'_{\Omega,m} \sqrt{\rho N} + k_G (h_{X,K})^m + k_G (h_{X',K})^m \right), \quad x \in \bar{\Omega}, \quad (16)$$

for some constants $K'_{\Omega,m}, k_G > 0$. We say the orders of convergence are at least m .

These theoretical results will be illustrated using the weight function examples from the interpolation chapter, namely the radial *shifted thin-plate splines*, *Gaussian* and *Sobolev splines* and the tensor product *extended B-splines*. We will also use the *central difference* weight functions from Chapter 5.

Numerical results are only presented for the Type 1 and 2 estimates. Numeric experiments are carried out using the same 1-dimensional B-splines and data functions that were used for the interpolants. We restrict ourselves to one dimension so that the data density parameters $h_{X,\Omega}$ and $h_{X,K}$ can be easily calculated.

We discuss the *SmoothOperator* software (freeware) package which implements the Approximate smoother algorithm. It has a full user manual which describes several tutorials and data experiments.

0.1.9 Chapter 9 The spaces $X_{1/w}^0$, $\tilde{X}_{1/w}^0$ and the bounded linear functionals on X_w^0

The goal of this chapter is to use a bilinear form to characterize the bounded linear functionals $(X_w^0)'$ on the data space X_w^0 introduced in Chapter 1 for the weight functions used as examples in this document and to explore the properties of some related operators.

A semi-Hilbert space $X_{1/w}^0$ is defined using the reciprocal of the weight function and isometric isomorphisms are constructed between this space and L^2 . These isometries and those constructed in Chapter 1 between the data space and L^2 are used to construct an isometric isomorphism between functional space and the data space.

This chapter involves successively larger classes of weight functions with increasingly more general definitions of $X_{1/w}^0$.

For more details see the introduction to the chapter.

0.1.10 Chapter 10 An upper bound for the derivative of the 1-dimensional hat basis function smoother

In this chapter we derive an upper bound for the derivative of the 1-dimensional (scaled) hat basis function smoother under the assumption that the data function has a bounded derivative on the data region $f_d \in X_w^0(\Omega) \cap W^{1,\infty}(\Omega)$. This will be used in Example 327 to obtain a convergence estimate for the Exact smoother when the scaled hat function has "large" support w.r.t. the data region i.e. when the **scaled hat basis function**

$\Lambda_\lambda(x) = \Lambda(x/\lambda)$ has been scaled so that $\text{diam } \Omega \leq \frac{1}{2} \text{diam supp } \Lambda_\lambda$ i.e. $\text{diam } \Omega \leq \lambda$. This convergence estimate is 7.59, namely

$$|s_e(x) - f_d(x)| \leq \|E\| \|f_d\|_{\infty; \Omega} \sqrt{\rho N} + \left(\frac{2}{\lambda} \|f_d\|_{\infty; \Omega} + (1 + \min\{5, 2 + \rho N\}) \|Df_d\|_{\infty; \Omega} \right) h_{X, \Omega},$$

where $s_e = \mathcal{S}_X f_d = \mathcal{S}_X E f_d$ is the Exact smoother, E is any continuous linear extension of the data function f_d from Ω to \mathbb{R}^d and $h_{X, \Omega}$ is the maximum spherical cavity size (radius).

Also see introduction to Chapter 10.

0.1.11 Chapter 12 Explicit extension operators based on Wloka but using the rectangle condition

I needed these explicit extension operators to characterize of the restriction spaces $X_w^0(\Omega)$ for several classes of weight function, especially the tensor products in Subsection 2.9, but Ω has ??? very awkward constraints. Subsequently I discovered the very general theoretical extension operator r_Ω^* (Theorem 141) and so the explicit extension became unnecessary.

In this chapter, motivated by the work of Wloka [63] and the Russian mathematicians described in the Background section, we will derive **four extension operators**. Technically:

1. We will assume that the bounded domain Ω satisfies the ??? very restrictive rectangle condition instead of the cone condition - a sphere does not satisfy the rectangle condition.
2. I will modify the Calderon-Zygmund extension result used in Theorem 5.4, Section 5.2 of Wloka [63] by replacing the cone condition by the rectangle condition but I will still use the integral representation and the Fourier transform.
3. We adapt the (convolution) integral representation technique. This is in the form of the integral operators $J_\delta[v](z) = \int_{\mathcal{O}_1} \lambda^\delta e^{-\lambda \mathbf{1}} v\left(\frac{z}{\lambda}\right) d\lambda$ where v is weakened to be an L^1 function.
4. Develop an extension operator which extends a function from a single orthant $\mathcal{O}_\theta \subset \mathbb{R}^d$ to the entire space.
5. Still uses a C^∞ partition of unity to define an extension on a domain Ω .
6. The basic norms are the L^2 and L^∞ norms.

The four extension operators are:

1. In Section 12.4 I construct continuous extension $\mathcal{E}_\alpha^{\mathbf{1}} : C_0^{(\alpha)}(\overline{\mathcal{O}_1}) \rightarrow C_B^{(\alpha)}(\mathbb{R}^d)$ for each $\alpha \geq \mathbf{1}$. This is then generalized to a continuous extension $\mathcal{E}_\alpha^\theta : C_0^{(\alpha)}(\overline{\mathcal{O}_\theta}) \rightarrow C_B^{(\alpha)}(\mathbb{R}^d)$. The results of this section are not used elsewhere and are not used to construct any of the other extensions in this Chapter.
2. In Section 12.5 a partition of unity and the integral representation of Lemma 645 to construct continuous convolution extension operators $E_\Omega^{n\mathbf{1}} : W^{n\mathbf{1}}(\Omega) \rightarrow W^{n\mathbf{1}}(\mathbb{R}^d)$ for $n \geq 1$. This is done in Theorem 657 and continuity is demonstrated using a Fourier transform argument. Here $J_{(n-2)\mathbf{1}}^\theta[v]$ satisfies 12.60.
3. In Section 12.6 we generalize the $E_\Omega^{n\mathbf{1}}$ to extension operators $E_\Omega^\alpha : C^{(\alpha)}(\overline{\Omega}) \rightarrow C_B^{(\alpha)}(\mathbb{R}^d)$ which are continuous under the supremum norm. To do this we constrain the function v to have bounded support in \mathcal{O}_1 and to be a tensor product function which satisfies 12.76. The main extension result is Theorem 661.
4. In this section we show that the particular extension operators $\{E_\Omega^{n\mathbf{1}}\}_{n \geq 1}$ are such that each $E_\Omega^{n\mathbf{1}} : W^{n\mathbf{1}}(\Omega) \rightarrow W^{n\mathbf{1}}(\mathbb{R}^d)$ is continuous if we assume that in the integral operator $J_{(n-2)\mathbf{1}}^\theta[v]$ the function $v \in L_0^1(\mathcal{O}_1)$ is a tensor product with property.

In the Appendix

0.1.12 Chapter A Basic notation, definitions and symbols

Basic function spaces, multi-index and vector notation, topology and tempered distributions, Fourier transforms, convolutions, Taylor series expansions etc. See the table of contents.

0.1.13 Chapter B Quotient spaces and reproducing kernels

We present the basic theory Banach space quotient spaces and then the general theory of reproducing kernels. Finally, we characterize restriction spaces in terms of quotient spaces.

0.1.14 Chapter C Notes on Schmeisser [54]

This is a very short chapter which just contains some notes on the 2006 survey concerning Sobolev spaces with dominating mixed derivatives by Schmeisser [54].

0.1.15 Chapter D Proofs of the claims made in Remark 144.

This chapter contains the proofs of the claims made for the Sobolev spaces with dominating mixed derivatives $W^{m_1}(\Omega)$ etc. in Remark 144. They are modified results from Adams and Fournier [5] and Wloka [63] concerning the Sobolev spaces $W^m(\Omega)$.

1

Weight functions, data spaces and basis functions

1.1 Introduction

In [42] Light and Wayne developed a weight function theory of positive order basis function interpolation in which the weight function directly generated both the basis function and the Hilbert space of continuous data functions. We intend to do the same thing here for the zero order case.

We start by introducing the theory of weight functions using as examples the radial basis functions: the shifted thin-plate splines, the Gaussian, the Sobolev splines as well as the tensor product extended B-spline weight functions. Results are also proved regarding the tensor products and products of weight functions.

The weight functions are then used to define both the Hilbert data spaces and the basis functions which will be used to formulate and solve the variational interpolation and smoothing problems discussed in later Chapters. Various continuity results are derived for the basis functions and data space functions. The data space is shown to be a reproducing kernel Hilbert space but instead of using the reproducing kernel we will use the Riesz representers of the evaluation functionals $f \rightarrow D^\alpha f(x)$ because the kernel is only defined for $\alpha = 0$.

1.2 The weight functions

1.2.1 Motivation for the weight function properties

We want to modify Light and Wayne's weight function properties and basis function definition so that the **tensor product hat functions** are basis functions of zero order generated by weight functions..

Light and Wayne defined their weight function w to have the three properties:

A3.1 w is continuous and positive outside the origin.

A3.2 $\frac{1}{w} \in L^1_{loc}$.

A3.3 For some $R > 0$ and μ real, $\frac{1}{w(x)} \leq c|x|^\mu$ for $|x| > R$.

These properties imply $\frac{1}{w} \in S'$ and Light and Wayne's definition of a **tempered basis distribution** $G \in S'$ of order $k \geq 1$ generated by w (see Section 3 of [42]) imply that as distributions

$$\widehat{G} = \frac{1}{|\xi|^{2k} w}, \text{ on } \mathbb{R}^d \setminus 0.$$

Part 11 of Remark 2 regarding the weight function properties.

Now, as mentioned above, we want to define a basis function so the multivariate hat function is a basis function of order zero. The one dimensional hat function will be denoted by Λ and is given by

$$\Lambda(x) = \begin{cases} 0, & |x| > 1, \\ 1 - |x|, & |x| \leq 1, \end{cases} \quad x \in \mathbb{R}, \quad (1.1)$$

In higher dimensions the hat function is defined as the tensor product

$$\Lambda(x) = \prod_{i=1}^d \Lambda(x_i), \quad x \in \mathbb{R}^d. \quad (1.2)$$

It is well known that

$$\widehat{\Lambda}(\xi) = (2\pi)^{-1/2} \left(\frac{\sin(\xi/2)}{\xi/2} \right)^2, \quad \xi \in \mathbb{R}^1, \quad (1.3)$$

so that in higher dimensions

$$\widehat{\Lambda}(\xi) = \prod_{i=1}^d \widehat{\Lambda}(\xi_i) = (2\pi)^{-d/2} \prod_{i=1}^d \left(\frac{\sin \xi_i/2}{\xi_i/2} \right)^2, \quad \xi \in \mathbb{R}^d. \quad (1.4)$$

In one dimension, if Λ is to be basis function of order zero then we must have $\widehat{\Lambda}(\xi) = \frac{1}{w(\xi)}$ i.e.

$$w(\xi) = (2\pi)^{d/2} \prod_{i=1}^d \left(\frac{\xi_i/2}{\sin(\xi_i/2)} \right)^2, \quad \xi \in \mathbb{R}^d, \quad (1.5)$$

and w has discontinuities outside the origin, which violates weight function property A3.1. Denoting the set of discontinuities by \mathcal{A} we have that \mathcal{A} is the union of hyperplanes

$$\mathcal{A} = \bigcup_{i=1}^d \{\xi : \xi_i \in 2\pi\mathbb{Z} \setminus \{0\}\}. \quad (1.6)$$

and this is a closed set of measure zero. This will become weight function property W01 in Definition 1 below.

Additionally, from equation 1.4 we have that $\widehat{\Lambda} = \frac{1}{w} \in L^1$ and we want to only use L^1 Fourier transform results. So we will say that G is a basis function of order 0 if $\frac{1}{w} \in L^1$ and $\widehat{G} = \frac{1}{w}$. A well-known L^1 result then implies $G \in C_B^{(0)} \subset S'$ and so G is a function. That $\frac{1}{w} \in L^1$ is ensured by properties W02 and W03 in Definition 1. Note that our definition of a basis function gives a unique basis function whereas in Light and Wayne a basis function of higher order k is unique modulo a polynomial of order $\leq k$.

Finally we will incorporate the parameter κ into properties W02 and W03 to increase the smoothness of the basis function and to allow a larger choice of weight functions. The parameter κ will be allowed to take real non-integer values or a vector with non-integer components.

1.2.2 The weight function properties

Definition 1 Weight functions with parameter κ

A weight function's properties are defined with reference to a set $\mathcal{A} \subset \mathbb{R}^d$. The introduction of \mathcal{A} is motivated directly by the properties of the Fourier transform of the hat function.

In this document a weight function w is a mapping $w : \mathbb{R}^d \rightarrow \mathbb{R}$ which has at least the property W01:

W01 There exists a closed set \mathcal{A} with measure zero such that w is continuous, positive and finite outside \mathcal{A} i.e. $w \in C^{(0)}(\mathbb{R}^d \setminus \mathcal{A})$ and $w > 0$ on $\mathbb{R}^d \setminus \mathcal{A}$.

It may also have property W02 or W03:

W02 For some real number $\kappa \in \mathbb{R}^1$, $\kappa \geq 0$ we have

$$\int \frac{|x|^{2\lambda}}{w(x)} dx < \infty, \quad 0 \leq \lambda \leq \kappa. \quad (1.7)$$

W03 For some $\kappa \in \mathbb{R}^d$, $\kappa \geq \mathbf{0}$ we have

$$\int \frac{x^{2\lambda}}{w(x)} dx < \infty, \quad \mathbf{0} \leq \lambda \leq \kappa. \quad (1.8)$$

Remark 2

1. Regarding property W01: There exists a unique minimal \mathcal{A}_c which is the intersection of all closed sets \mathcal{A} with measure zero such that $w \in C^{(0)}(\mathbb{R}^d \setminus \mathcal{A}_c)$ and a unique minimal \mathcal{A}_p which is the intersection of all closed sets \mathcal{A} with measure zero satisfying $w > 0$ on $\mathbb{R}^d \setminus \mathcal{A}$. Further, $\mathcal{A} = \mathcal{A}_c \cap \mathcal{A}_p$ is the unique minimal set for which property W01 is valid.

Also, the countable union of closed sets of measure zero is also a closed set of measure zero.

If w is a weight function then $1/w$ is a weight function.

2. In Section 1.3 property W01 is used to define the inner product space of distributions X_w^0 . Property W01 is needed to ensure that X_w^0 is not empty - see Theorem 22. It is not enough just to have a weight function that is positive a.e.
3. Property W01 allows basis functions to have Fourier transforms with zeros outside the origin e.g. the tensor product hat function.
4. Property W02 is especially suitable for **radial** weight functions. I have chosen the integral form for W02 because it is more general than the form A3.3 of Light and Wayne.
Property W03 is especially suitable for **tensor product** weight functions. In general it allows more smoothness information to be obtained about X_w^0 and the basis function.
5. Properties W02 and W03 coincide in one dimension.
6. Properties W02 and W03 allow the definition of a continuous basis function of order zero.
7. The parameter κ of properties W02 and W03 could be called the **smoothness parameter** because in Theorem 29 it is shown that $X_w^0 \subset C_B^{(\lfloor \kappa \rfloor)}$ and in Theorems 53 and 55 it is shown that the basis functions are in $C_B^{(\lfloor 2\kappa \rfloor)}$. The allowance of non-integer values of κ sometimes permits an extra degree of differentiability to be estimated e.g. The smoothness of Sobolev spline basis functions in Subsubsection 61.
8. Scaling (or dilation): scaled weight functions i.e. $w(\lambda x)$ where $\lambda \in \mathbb{R}^d$ and $\lambda > 0$, are also weight functions and properties W02 and W03 are also valid for the same parameter κ .
9. Properties such as: $\int \frac{|x|^{2\lambda}}{w(x)^2} dx < \infty$ for $0 \leq \lambda \leq \kappa$, and $\frac{|x|^\mu}{w(x)}$ bounded for $0 \leq \mu \leq v$, might be investigated in order to obtain Sobolev space results.
10. See Section 8.2 for results concerning necessary and sufficient conditions on weight function/s for the equivalence of X_w^0 spaces and for the embedding of X_w^0 spaces in Sobolev spaces.
11. **Life can be more complicated.** Instead of the above properties we could instead use the positive order weight function properties (see Subsection 1.2.3 of Williams [62]) but with $\theta = 0$. Then properties W2.1 and properties W2.2 would stay the same i.e.

$$\left. \begin{array}{l} \mathbf{W2.1} : 1/w \in L_{loc}^1, \\ \mathbf{W2.2} : \int_{|\cdot| \geq r_2} \frac{1}{w|\cdot|^{2\sigma}} < \infty \text{ for some } \sigma > 0 \text{ and some } r_2 > 0, \end{array} \right\} \quad (1.9)$$

and the W3 properties would become W02 or W03.

However W2.1 and W2.2 would still allow us to construct basis distributions and the data function space would no longer necessarily be a space of continuous functions but it would still be a Hilbert space with the operators $\mathcal{I} : X_w^0 \rightarrow L^2$ and $\mathcal{J} : L^2 \rightarrow X_w^0$ of Definition 24 still being isometric isomorphisms and inverses.

The following result gives two equivalent criteria for the weight function property W02.

Theorem 3 *The the following criteria are equivalent to weight function property W02:*

1. $\int \frac{x^{2\beta} |x|^{\kappa - \lfloor \kappa \rfloor}}{w(x)} dx < \infty, \quad |\beta| \leq \kappa.$
2. $\frac{1}{w} \in L^1_{loc}$ and $\int_{|\cdot| \geq R} \frac{|\cdot|^{2\kappa}}{w} < \infty$ for some $R \geq 0.$

Proof. Part 1 is easily proved using the identity $|x|^{2k} = \sum_{|\beta|=k} \frac{k!}{\beta!} x^{2\beta}$, and clearly W02 implies part 2. Finally, if part 2 holds for $0 \leq \lambda \leq \kappa$ and some $R \geq 0$

$$\begin{aligned} \int \frac{|\cdot|^{2\lambda}}{w} &= \int_{|\cdot| \leq R} \frac{|\cdot|^{2\lambda}}{w} + \int_{|\cdot| \geq R} \frac{|\cdot|^{2\lambda}}{w} \leq R^{2\lambda} \int_{|\cdot| \leq R} \frac{1}{w} + \int_{|\cdot| \geq R} \frac{1}{|\cdot|^{2(\kappa-\lambda)}} \frac{|\cdot|^{2\kappa}}{w} \\ &\leq R^{2\lambda} \int_{|\cdot| \leq R} \frac{1}{w} + \int_{|\cdot| \geq R} \frac{1}{R^{2(\kappa-\lambda)}} \frac{|\cdot|^{2\kappa}}{w} \\ &< \infty, \end{aligned}$$

and so property W02 is satisfied. ■

The next theorem relates properties W02 and W03:

Theorem 4 *Weight function properties W02 and W03 are related as follows: if w is a weight function on \mathbb{R}^d then:*

1. *If w has property W02 for $\kappa = s$ then w has property W03 for $\kappa = \frac{s}{d} \mathbf{1}.$*
2. *If w has property W03 for $\kappa = \underline{\mu}$ then w has property W02 for $\kappa = \underline{\mu} = \min \mu = \min_i \mu_i.$*

Proof. Part 1 $\int \frac{x^{2\frac{s}{d}\mathbf{1}}}{w} = \int \frac{|x|^{2\frac{s}{d}\mathbf{1}}}{w} \leq \int \frac{|x|^{2\frac{s}{d}\mathbf{1}}}{w} = \int \frac{|x|^{2s}}{w} < \infty.$

Part 2 If w has property W03 for $\kappa = \underline{\mu}$ then $1/w \in L^1$ and $\frac{x^{2\lambda}}{w} \in L^1$ when $\lambda \leq \underline{\mu}$. Now

$$|\cdot|^{2\underline{\mu}} = |\cdot|^{2(\lfloor \underline{\mu} \rfloor + \underline{\mu} - \lfloor \underline{\mu} \rfloor)} = |\cdot|^{2\lfloor \underline{\mu} \rfloor} |\cdot|^{2(\underline{\mu} - \lfloor \underline{\mu} \rfloor)},$$

and since from A.2,

$$|x|^{2\lfloor \underline{\mu} \rfloor} = \lfloor \underline{\mu} \rfloor! \sum_{|\alpha| = \lfloor \underline{\mu} \rfloor} \frac{1}{\alpha!} x^{2\alpha},$$

and also

$$\begin{aligned} |x|^{2(\underline{\mu} - \lfloor \underline{\mu} \rfloor)} &= (x_1^2 + x_2^2 + \dots + x_d^2)^{\underline{\mu} - \lfloor \underline{\mu} \rfloor} \\ &\leq x_1^{2(\underline{\mu} - \lfloor \underline{\mu} \rfloor)} + x_2^{2(\underline{\mu} - \lfloor \underline{\mu} \rfloor)} + \dots + x_d^{2(\underline{\mu} - \lfloor \underline{\mu} \rfloor)} \\ &= \sum_{k=1}^d x_k^{2(\underline{\mu} - \lfloor \underline{\mu} \rfloor)}, \end{aligned}$$

it follows that

$$\begin{aligned} |x|^{2\underline{\mu}} &\leq \lfloor \underline{\mu} \rfloor! \sum_{|\alpha| = \lfloor \underline{\mu} \rfloor} \frac{x^{2\alpha}}{\alpha!} \sum_{k=1}^d x_k^{2(\underline{\mu} - \lfloor \underline{\mu} \rfloor)} \\ &= \lfloor \underline{\mu} \rfloor! \sum_{k=1}^d \sum_{|\alpha| = \lfloor \underline{\mu} \rfloor} \frac{1}{\alpha!} x^{2\alpha} x_k^{2(\underline{\mu} - \lfloor \underline{\mu} \rfloor)} \\ &= \lfloor \underline{\mu} \rfloor! \sum_{k=1}^d \sum_{|\alpha| = \lfloor \underline{\mu} \rfloor} \frac{1}{\alpha!} x^{2(\alpha + (\underline{\mu} - \lfloor \underline{\mu} \rfloor)\mathbf{e}_k)}. \end{aligned}$$

Thus

$$\int \frac{|\cdot|^{2\mu}}{w} \leq |\underline{\mu}|! \sum_{k=1}^d \sum_{|\alpha|=\lfloor \underline{\mu} \rfloor} \frac{1}{\alpha!} \int \frac{x^{2(\alpha+(\underline{\mu}-\lfloor \underline{\mu} \rfloor)\mathbf{e}_k)}}{w},$$

but $|\alpha + (\underline{\mu} - \lfloor \underline{\mu} \rfloor)\mathbf{e}_k| = |\alpha| + \underline{\mu} - \lfloor \underline{\mu} \rfloor = \underline{\mu}$ so that $\alpha + (\underline{\mu} - \lfloor \underline{\mu} \rfloor)\mathbf{e}_k \leq \underline{\mu}\mathbf{1} \leq \mu$ and we have $\int \frac{|\cdot|^{2\mu}}{w} < \infty$ as desired. ■

1.2.3 Interpolated weight functions

Here we are concerned with the interpolated weight functions $w = w_1^{1-t}w_2^t$ where $t \in [0, 1]$.

Theorem 5 Interpolated weight functions Suppose w_1 and w_2 are weight functions with property W01 for sets \mathcal{A}_1 and \mathcal{A}_2 respectively. Then for all $t \in [0, 1]$:

1. $w_1^{1-t}w_2^t$ has property W01 on the set $\mathcal{A} = \mathcal{A}_1 \cup \mathcal{A}_2$.
2. If $w_i \in W02$ for κ_i then $w_1^{1-t}w_2^t \in W02$ for $\kappa \leq \min\{\kappa_1, \kappa_2\}$.
3. If $w_i \in W03$ for κ_i then $w_1^{1-t}w_2^t \in W03$ for $\kappa \leq \min\{\kappa_1, \kappa_2\}$.

Proof. Part 1. Clearly, outside \mathcal{A} , both w_1 and w_2 are continuous, positive and finite.

Part 2. Since $1-t+t=1$ by Hölder's theorem ($p=1/(1-t)$, $q=1/t$) and part 2 of Theorem 3:

$$\begin{aligned} \int_{|\cdot| \geq 1} \frac{|\cdot|^{2\kappa}}{w_1^{1-t}w_2^t} &= \int_{|\cdot| \geq 1} \frac{|\cdot|^{2(1-t)\kappa}}{w_1^{1-t}} \frac{|\cdot|^{2t\kappa}}{w_2^t} \leq \left(\int_{|\cdot| \geq 1} \frac{|\cdot|^{2\kappa}}{w_1} \right)^{1-t} \left(\int_{|\cdot| \geq 1} \frac{|\cdot|^{2\kappa}}{w_2} \right)^t \\ &\leq \left(\int_{|\cdot| \geq 1} \frac{|\cdot|^{2\kappa_1}}{w_1} \right)^{1-t} \left(\int_{|\cdot| \geq 1} \frac{|\cdot|^{2\kappa_2}}{w_2} \right)^t \\ &< \infty, \end{aligned}$$

and if $r > 0$,

$$\int_{|\cdot| \leq r} \frac{1}{w_1^{1-t}w_2^t} \leq \left(\int_{|\cdot| \leq r} \frac{1}{w_1} \right)^{1-t} \left(\int_{|\cdot| \leq r} \frac{1}{w_2} \right)^t < \infty.$$

Part 3 Again by Hölder's theorem, when $0 \leq \lambda \leq \kappa$,

$$\int \frac{x^{2\lambda}}{w_1^{1-t}w_2^t} dx = \int \frac{|\cdot|^{2(1-t)\lambda}}{w_1^{1-t}} \frac{|\cdot|^{2t\lambda}}{w_2^t} \leq \left(\int \frac{|\cdot|^{2\lambda}}{w_1} \right)^{1-t} \left(\int \frac{|\cdot|^{2\lambda}}{w_2} \right)^t < \infty.$$

■

1.2.4 Radial weight functions

Suppose w is a weight function w.r.t. the closed set \mathcal{A} of measure zero. Then $1/w$ is positive, finite and continuous outside \mathcal{A} . Motivated by this fact I prove: ?? **What about continuity?**

Lemma 6 Suppose $d \geq 2$ and $f \in L^1(\mathbb{R}^d)$ is positive outside a closed set \mathcal{A} of measure zero. Suppose $\mathbb{R}^d = \mathbb{R}^{d_1} \times \mathbb{R}^{d_2}$.

Then the function

$$g(\xi') := \int_{\mathbb{R}^{d_2}} f(\xi', \xi'') d\xi'',$$

is in $L^1(\mathbb{R}^{d_1})$ with

$$\int g = \int f.$$

Further, g is positive outside the closed set of measure zero

$$\mathcal{A}_1 := (\pi_1 \mathcal{A}^c)^c.$$

If \mathcal{A} is bounded then \mathcal{A}_1 is empty.

Proof. Since f is positive a.e. we have $\int g = \int f$.

Clearly \mathcal{A}_1 is closed and if \mathcal{A} is bounded then \mathcal{A}_1 is empty.

We must show that \mathcal{A}_1 has measure zero when \mathcal{A} is unbounded:

$$\begin{aligned} \mathcal{A}_1 &= (\pi_1 \mathcal{A}^c)^c = \{x' \in \mathbb{R}^{d_1} : x' \notin \pi_1 \mathcal{A}^c\} = \\ &= \{x' \in \mathbb{R}^{d_1} : (x', x'') \notin \mathcal{A}^c \forall x'' \in \mathbb{R}^{d_2}\} \\ &= \{x' \in \mathbb{R}^{d_1} : (x', x'') \in \mathcal{A} \forall x'' \in \mathbb{R}^{d_2}\} \\ &= \{x' \in \mathbb{R}^{d_1} : \pi_1^{-1} x' \subset \mathcal{A}\}. \end{aligned}$$

Thus \mathcal{A}_1 is not empty iff $\pi_1^{-1} \mathcal{A}_1 \subset \mathcal{A}$. This implies that when \mathcal{A}_1 is not empty we have

$$\mathcal{A}_1 \subset \pi_1 \mathcal{A}.$$

We thus have the unique representation

$$\mathcal{A} = (\pi_1^{-1} \mathcal{A}_1) \cup \mathcal{B}, \quad (\pi_1^{-1} \mathcal{A}_1) \cap \mathcal{B} = \emptyset,$$

with

$$(\pi_1 \mathcal{B}^c)^c = \emptyset, \quad \mathcal{A}_1 = \pi_1 \mathcal{A} \setminus \pi_1 \mathcal{B}.$$

Now $0 = \text{meas } \mathcal{A} = \text{meas } \pi_1^{-1} \mathcal{A}_1 = \text{meas } \mathcal{A}_1$.

Choose $\xi' \in \mathcal{A}_1^c = \pi_1 \mathcal{A}^c$. Then there exists $\xi'' \in \mathbb{R}^{d_2}$ such that $\xi = (\xi', \xi'') \in \mathcal{A}^c$. Thus $B_r(\xi) \subset \mathcal{A}^c$ where $r = \text{dist}(\xi, \mathcal{A}^c)$. Hence if $|\xi'|^2 + |\xi''|^2 \leq r^2$ then $|\xi''|^2 \leq r^2 - |\xi'|^2$ and consequently

$$g(\xi') = \int_{\mathbb{R}^{d_2}} f(\xi', \xi'') d\xi'' \geq \int_{|\xi''|^2 \leq r^2 - |\xi'|^2} f(\xi', \xi'') d\xi'' > 0,$$

since f is positive outside \mathcal{A} . ■

We begin with two basic lemmas on radial weight functions:

?? Note the radial result of Theorem 695.

Lemma 7 Suppose w has property W01 w.r.t. the closed set $\mathcal{A} \subset \mathbb{R}^d$ and property W02 for parameter κ . Write $\xi = (\xi', \xi'') \in \mathbb{R}^d$ where $\xi' \in \mathbb{R}^m$ and $\xi'' \in \mathbb{R}^n$. Then

$$\frac{1}{w'(\xi')} = \int \frac{d\xi''}{w(\xi', \xi'')},$$

defines an a.e. positive function w' on \mathbb{R}^m and it follows that:

1. if w is radial then w' is radial.
2. If w has property W02 for parameter κ then w' also has property W02 for parameter κ .

Proof. Part 1 Suppose $w(\xi) = w_\circ(|\xi|)$. Then

$$\frac{1}{w'(\xi')} = \int \frac{d\xi''}{w_\circ\left(\sqrt{|\xi'|^2 + |\xi''|^2}\right)}.$$

Part 2 If $0 \leq \lambda \leq \kappa$ then $\int \frac{|\xi'|^{2\lambda} d\xi'}{w'(\xi')} = \int \int \frac{|\xi'|^{2\lambda} d\xi' d\xi''}{w(\xi)} \leq \int \frac{|\xi|^{2\lambda}}{w(\xi)} d\xi < \infty$. ■

Lemma 8 Basic radial weight function results Suppose $u \geq 0$ is a measurable function on \mathbb{R}^1 , and the weight function $w(\xi)$ is radial on \mathbb{R}^d ($d \geq 1$) with property W02 for the parameter κ . Write $\xi = (\xi_1, \xi'')$ and define $w_\circ(|x|) := w(x)$.

Then if $\int \frac{u(x\xi)}{w(\xi)} d\xi$ exists it is a radial function of x and

$$\int_{\mathbb{R}^d} \frac{u(x\xi)}{w(\xi)} d\xi = \int_{\mathbb{R}^1} \frac{u(|x|s)}{\overset{\circ}{w}(s)} ds, \quad (1.10)$$

where

$$\frac{1}{\overset{\circ}{w}(s)} := \int_{\mathbb{R}^{d-1}} \frac{d\xi''}{w(s, \xi'')} = \int_{\mathbb{R}^{d-1}} \frac{d\xi''}{w_\circ\left(\sqrt{s^2 + |\xi''|^2}\right)}, \quad s \in \mathbb{R}^1. \quad (1.11)$$

Here $\overset{\circ}{w}$ is positive a.e. and is an even function with property W02 for parameter κ .

?? **NEED** Lemma 6? ?? Further, **if we assume that $\overset{\circ}{w}$ is continuous and positive outside a closed set \mathcal{B} of measure zero then $\overset{\circ}{w}$ is a weight function i.e. it has weight function property W01 w.r.t. \mathcal{B} .**

Proof. This lemma will employ the technique of Section 4.1 Stein and Weiss [57] which defines radial functions in terms of orthogonal transformations. Stein and Weiss observed that a function f is radial if and only if $f(\mathcal{O}x) = f(x)$ for any linear, orthogonal transformation $\mathcal{O} : \mathbb{R}^d \rightarrow \mathbb{R}^d$ and any $x \in \mathbb{R}^d$. Now an orthogonal transformation \mathcal{O} satisfies $\mathcal{O}^T = \mathcal{O}^{-1}$ where $\mathcal{O}xy = x\mathcal{O}^T y$ for the Euclidean inner product, and an orthogonal transformation has a Jacobian of one.

Now $w(\xi) = w_\circ(|\xi|)$ so that

$$\begin{aligned} \int \frac{u(\mathcal{O}x\xi)}{w(\xi)} d\xi &= \int \frac{u(x\mathcal{O}^{-1}\xi)}{w_\circ(|\xi|)} d\xi = \int \frac{u(x\eta)}{w_\circ(|\mathcal{O}\eta|)} \left| J\left(\frac{\xi}{\eta}\right) \right| d\eta = \int \frac{u(x\eta)}{w_\circ(|\eta|)} d\eta \\ &= \int \frac{u(x\eta)}{w(\eta)} d\eta, \end{aligned}$$

and so $\int \frac{u(x\xi)}{w(\xi)} d\xi$ is a radial function of x and we can define the radial function $\mu_r(|x|) := \int \frac{u(x\xi)}{w(\xi)} d\xi$.

Now suppose $\rho \geq 0$ and set $x = (\rho, 0'')$. Then $|x| = \rho$ and

$$\begin{aligned} \mu_r(\rho) &= \mu_r(|x|) = \int \frac{u(\rho\xi_1)}{w(\xi)} d\xi = \int u(\rho\xi_1) \int \frac{d\xi''}{w(\xi)} d\xi_1 \\ &= \int u(\rho\xi_1) \int \frac{d\xi''}{w(\xi)} d\xi_1 \\ &= \int_{\mathbb{R}^1} \frac{u(\rho\xi_1)}{\overset{\circ}{w}(\xi_1)} d\xi_1, \end{aligned}$$

by definition 1.11 of $\overset{\circ}{w}$. Since $w(x) = w_\circ(|x|)$ the second equation of 1.11 is true and clearly $\overset{\circ}{w}$ is positive a.e. and an even function. Suppose $0 \leq \lambda \leq \kappa$. Then

$$\int \frac{|\xi_1|^{2\lambda}}{\overset{\circ}{w}(\xi_1)} d\xi_1 = \int \int_{\mathbb{R}^{d-1}} \frac{|\xi_1|^{2\lambda}}{w(\xi_1, \xi'')} d\xi'' d\xi_1 \leq \int_{\mathbb{R}^d} \frac{|\xi|^{2\lambda}}{w(\xi)} d\xi < \infty,$$

so that $\overset{\circ}{w}$ has property W02 for κ . ■

1.2.5 Examples of radial weight functions

Example 9 The shifted thin-plate splines From equations 25, 26 and 27 of Dyn [25] the shifted thin-plate spline functions

$$H(x) = \begin{cases} \frac{(-1)^{\nu+1}}{2} \left(1 + |x|^2\right)^\nu \log\left(1 + |x|^2\right), & \nu = 1, 2, 3, \dots, \\ (-1)^{\lceil \nu \rceil} \left(1 + |x|^2\right)^\nu, & \nu > -d/2, \nu \neq 0, 1, 2, \dots, \end{cases} \quad (1.12)$$

have the distribution Fourier transforms

$$\widehat{H}(\xi) = \tilde{e}(\nu) \widetilde{K}_{\nu+d/2}(|\xi|) |\xi|^{-2(\nu+d/2)} \text{ on } \mathbb{R}^d \setminus 0, \quad \nu > -d/2,$$

where

$$\tilde{e}(\nu) = \begin{cases} (-1)^{\nu+1} \tilde{c}'(2\nu), & \nu = 1, 2, 3, \dots, \\ (-1)^{\lceil \nu \rceil} \tilde{c}(2\nu), & \nu > -d/2, \nu \neq 1, 2, 3, \dots, \end{cases}$$

and

$$\tilde{c}(t) = (2\pi)^{d/2} 2^{\frac{t+2}{2}} / \Gamma(-t/2), \quad \tilde{c}'(t) = \frac{d\tilde{c}(t)}{dt}, \quad t > 0.$$

Here $\tilde{e}(\nu) > 0$, $\widetilde{K}_\lambda(t) := t^\lambda K_\lambda(t)$, $t \geq 0, \lambda > 0$, $\widetilde{K}_\lambda \in C^\infty(\mathbb{R}^1 \setminus 0)$ and K_λ is called a modified Bessel function or MacDonald's function. Here \widetilde{K}_λ has the properties

$$\widetilde{K}_\lambda \in C^{(0)}(\mathbb{R}^1), \quad \lambda > 0; \quad \widetilde{K}_\lambda(t) > 0; \quad \lim_{t \rightarrow \infty} \widetilde{K}_\lambda(t) = 0 \text{ exponentially.} \quad (1.13)$$

See for example Abramowitz and Stegun [3], Watson [60] and Section 8.1 of Nikol'skiĭ [50]. See also Theorem 14 below.

Now if $w = 1/\widehat{H}$ then

$$w(\xi) = \frac{1}{\tilde{e}(\nu)} \frac{|\xi|^{2\nu+d}}{\widetilde{K}_{\nu+d/2}(|\xi|)}, \quad (1.14)$$

and w has property W01 for $\mathcal{A} = \{0\}$. Further, condition 1.7 holds iff $2\lambda - 2\nu - d > -d$ for $0 \leq \lambda \leq \kappa$ i.e. iff

$$-d/2 < \nu < 0. \quad (1.15)$$

and so when ν satisfies 1.15, w has property W02 for all $\kappa \geq 0$.

Example 10 The Gaussian The Gaussian function

$$H(x) = \exp(-|x|^2), \quad x \in \mathbb{R}^d, \quad (1.16)$$

has Fourier transform

$$\widehat{H}(\xi) = \frac{\sqrt{\pi}}{2} \exp\left(-\frac{|\xi|^2}{4}\right), \quad \xi \in \mathbb{R}^d,$$

and so if $\frac{1}{w} = \widehat{H}$

$$w(\xi) = \frac{2}{\sqrt{\pi}} \exp\left(\frac{|\xi|^2}{4}\right), \quad (1.17)$$

and w has property W01 for empty \mathcal{A} and property W02 for all $\kappa \geq 0$.

Example 11 The Sobolev splines (Theorem 6.13 of Wendland [61]) If $\nu > d/2$ the multivariate modified Bessel function

$$H(x) = \frac{1}{2^{\nu-1} \Gamma(\nu)} \widetilde{K}_{\nu-\frac{d}{2}}(|x|), \quad x \in \mathbb{R}^d, \quad (1.18)$$

has Fourier transform

$$\widehat{H}(\xi) = \frac{1}{(1+|\xi|^2)^\nu}, \quad \xi \in \mathbb{R}^d,$$

where we have used the fact that $K_{-\lambda} = K_\lambda$ when $\lambda > 0$.

Hence if $w := 1/\widehat{H}$,

$$w(\xi) = (1+|\xi|^2)^\nu, \quad \xi \in \mathbb{R}^d, \quad (1.19)$$

then w has property W01 for empty \mathcal{A} and property W02 for $0 \leq \kappa < \nu - d/2$.

The next two examples of weight functions come from Subsubsection 9.2.5.

Example 12 If $0 \leq v < d/2$ and $v' > d/2$ then

$$w(\xi) = \begin{cases} |\xi|^{2v}, & |\xi| \leq 1, \\ |\xi|^{2v'}, & |\xi| \geq 1, \end{cases}$$

and this weight function has property W02 for $\kappa < v' - d/2$.

Example 13 Suppose the weight function w has property W01 w.r.t. the set $\mathcal{A} = \{\mathbf{0}\}$ and there exists an integer $m \geq 0$, constants $r, c_1, c_2, s > 0$ and a bounded function v such that:

$$w(x) = \frac{v(x)}{|x|^{2(m+s)}}, \quad |x| \leq r; \quad 2s < d; \quad 0 < c_1 \leq v(x) \leq c_2, \quad (1.20)$$

and for some $\tau \geq 0$,

$$\int_{|\cdot| \geq r} \frac{w}{|\cdot|^{2\tau}} < \infty. \quad (1.21)$$

Are there such weight functions with property W02? The answer is yes because Example 12 is a specific case and a more general example is

$$w(x) = \begin{cases} \frac{1}{|x|^{2(m+s)}}, & |x| \leq 1, \\ \frac{1}{|x|^{d+2\bar{\kappa}}}, & |x| \geq 1, \end{cases} \quad (1.22)$$

where $\mathcal{A} = \{\mathbf{0}\}$, $s, \bar{\kappa} > 0$ and $\tau \geq d + \bar{\kappa}$. Since

$$\frac{1}{w} = \begin{cases} |x|^{2(m+s)}, & |x| \leq 1, \\ \frac{1}{|x|^{d+2\bar{\kappa}}}, & |x| \geq 1, \end{cases}$$

w has property W02 for $\kappa < \bar{\kappa}$.

Theorem 14 There exist positive constants c_λ and c'_λ such that

$$c_\lambda e^{-t} \leq \tilde{K}_\lambda(t) \leq c'_\lambda e^{-t}, \quad t \geq 0, \quad \lambda > 0.$$

Here $\tilde{K}_\lambda(t) := t^\lambda K_\lambda(t)$ and K_λ is the MacDonald's function or the modified Bessel function of the third kind.

Proof. This proof is based on estimating the well-known equation

$$\tilde{K}_\lambda(t) = \frac{\pi^{1/2} 2^{-\lambda}}{(\lambda - \frac{1}{2})!} e^{-t} \int_0^\infty e^{-s} \left(1 + \frac{2s}{t}\right)^{2\lambda-1} ds, \quad t, \lambda \geq 0.$$

See, for example, equation 11.137 in Arfken [6].

UPPER BOUND

Assume $\lambda \geq 1/2$ and $t > 0$

$$\begin{aligned} \int_0^\infty e^{-s} \left(1 + \frac{2s}{t}\right)^{2\lambda-1} ds &= \int_0^{t/2} e^{-s} \left(1 + \frac{2s}{t}\right)^{2\lambda-1} ds + \int_{t/2}^\infty e^{-s} \left(1 + \frac{2s}{t}\right)^{2\lambda-1} ds \\ &\leq \int_0^{t/2} e^{-s} (1+1) ds + \int_{t/2}^\infty e^{-s} \left(\frac{2s}{t} + \frac{2s}{t}\right)^{2\lambda-1} ds \\ &= 2 \int_0^{t/2} e^{-s} ds + \int_{t/2}^\infty e^{-s} \left(\frac{4s}{t}\right)^{2\lambda-1} ds \\ &= 2 \left(1 - e^{-t/2}\right) + \left(\frac{4}{t}\right)^{2\lambda-1} \int_{t/2}^\infty e^{-s} s^{2\lambda-1} ds \\ &< 2 + \left(\frac{4}{t}\right)^{2\lambda-1} \int_0^\infty e^{-s} s^{2\lambda-1} ds \\ &= 2 + \left(\frac{4}{t}\right)^{2\lambda-1} (2\lambda - 1)!. \end{aligned}$$

Assume $0 < \lambda \leq 1/2$ and $t > 0$

$$\int_0^\infty e^{-s} \left(1 + \frac{2s}{t}\right)^{2\lambda-1} ds = \int_0^\infty \frac{e^{-s} ds}{\left(1 + \frac{2s}{t}\right)^{1-2\lambda}} < \int_0^\infty e^{-s} ds = 1.$$

Thus

$$\int_0^\infty e^{-s} \left(1 + \frac{2s}{t}\right)^{2\lambda-1} ds < \begin{cases} 1, & 0 < \lambda < 1/2 \text{ and } t > 0, \\ 2 + \left(\frac{4}{t}\right)^{2\lambda-1} (2\lambda-1)!, & \lambda \geq 1/2 \text{ and } t > 0. \end{cases}$$

and so for $t > 0$

$$\tilde{K}_\lambda(t) < \frac{\pi^{1/2} 2^{-\lambda}}{(\lambda - \frac{1}{2})!} e^{-t} \times \begin{cases} 1, & 0 < \lambda \leq 1/2, \\ 2 + \left(\frac{4}{t}\right)^{2\lambda-1} (2\lambda-1)!, & \lambda \geq 1/2, \end{cases}$$

and for $t \geq 1$,

$$\tilde{K}_\lambda(t) < \frac{\pi^{1/2} 2^{-\lambda}}{(\lambda - \frac{1}{2})!} e^{-t} \times \begin{cases} 1, & 0 < \lambda \leq 1/2, \\ 2 + 4^{2\lambda-1} (2\lambda-1)!, & \lambda \geq 1/2. \end{cases}$$

Now from 1.13, $\tilde{K}_\lambda \in C^{(0)}(\mathbb{R}^1)$, $\lambda > 0$ and $\tilde{K}_\lambda(t) > 0$ and so $0 < d' \leq \tilde{K}_\lambda(t) \leq d''$ when $0 \leq t \leq 1$. Thus for some constant $c'_\lambda > 0$,

$$\tilde{K}_\lambda(t) \leq c'_\lambda e^{-t}, \quad t \geq 0, \lambda > 0.$$

LOWER BOUND

Assume $\lambda \geq 1/2$

 Then

$$\int_0^\infty e^{-s} \left(1 + \frac{2s}{t}\right)^{2\lambda-1} ds \geq \int_0^\infty e^{-s} ds = 1,$$

and so

$$\tilde{K}_\lambda(t) \geq \pi^{1/2} \frac{2^{-\lambda}}{(\lambda - \frac{1}{2})!} e^{-t}, \quad t \geq 0, \lambda \geq 1/2.$$

Assume $0 < \lambda < 1/2$ and $t \geq 1$

 Then

$$\begin{aligned} \int_0^\infty e^{-s} \left(1 + \frac{2s}{t}\right)^{2\lambda-1} ds &= \int_0^\infty \frac{e^{-s} ds}{\left(1 + \frac{2s}{t}\right)^{1-2\lambda}} > \int_0^t \frac{e^{-s} ds}{\left(1 + \frac{2s}{t}\right)^{1-2\lambda}} > \\ &> \int_0^t \frac{e^{-s} ds}{(1+2)^{1-2\lambda}} = \frac{1 - e^{-t}}{3^{1-2\lambda}} \geq \frac{1 - e^{-1}}{3^{1-2\lambda}} > \frac{1}{6}, \end{aligned}$$

so that

$$\tilde{K}_\lambda(t) \geq \frac{\pi^{1/2}}{6} \frac{2^{-\lambda}}{(\lambda - \frac{1}{2})!} e^{-t}, \quad t \geq 1, 0 < \lambda \leq 1/2.$$

Now from 1.13, $\tilde{K}_\lambda \in C^{(0)}(\mathbb{R}^1)$, $\lambda > 0$ and $\tilde{K}_\lambda(t) > 0$ and so $0 < d' \leq \tilde{K}_\lambda(t) \leq d''$ when $0 \leq t \leq 1$. Thus for some constant $c_\lambda > 0$,

$$\tilde{K}_\lambda(t) \geq c_\lambda e^{-t}, \quad t \geq 0, \lambda > 0.$$

■

1.2.6 Products of weight functions

See Theorem 71 where the product of weight functions is discussed in relation to the convolution of basis functions.

1.2.7 Tensor products of weight functions

The next theorem gives some general conditions under which the tensor product of two weight functions is a weight function.

Theorem 15 *Suppose w_1 and w_2 are weight functions i.e. they have property W01.*

1. *Then the tensor product $w_1 \otimes w_2$ also has property W01.*
2. *The tensor product $w_1 \otimes w_2$ has property W02 for parameter $\kappa \in \mathbb{R}^1$ iff both w_1 and w_2 have property W02 for parameter κ .*
3. *The tensor product $w_1 \otimes w_2$ has property W03 for parameter $\kappa = (\kappa_i)$ iff each w_i has property W02 for parameter κ_i .*

Proof. Part 1 In this proof meas denotes the measure of a set. Now suppose $w_i : \mathbb{R}^{d_i} \rightarrow \mathbb{R}$. Then each w_i is associated with a weight function set, call it \mathcal{A}_i , which is closed and has measure zero. The first step will be to construct the set \mathcal{A} for $w_1 \otimes w_2$ from the sets \mathcal{A}_i . The candidate is

$$\mathcal{A} = (\mathcal{A}_1 \times \mathbb{R}^{d_2}) \cup (\mathbb{R}^{d_1} \times \mathcal{A}_2). \quad (1.23)$$

We show \mathcal{A} is closed and has measure zero. We use the continuous projection operators $p_i : \mathbb{R}^d \rightarrow \mathbb{R}^{d_i}$ defined by $p_1(x) = x'$ and $p_2(x) = x''$. Next, since $\mathcal{A} = \bigcup_{i=1}^2 p_i^{-1}(\mathcal{A}_i)$ and each \mathcal{A}_i is closed \mathcal{A} is also closed since p_i is continuous. Finally it must be shown that $\text{meas } \mathcal{A} = 0$. But since

$$\text{meas } \mathcal{A} = \text{meas } (\mathcal{A}_1 \times \mathbb{R}^{d_2} \cup \mathbb{R}^{d_1} \times \mathcal{A}_2) \leq \text{meas } (\mathcal{A}_1 \times \mathbb{R}^{d_2}) + \text{meas } (\mathbb{R}^{d_1} \times \mathcal{A}_2),$$

it is sufficient to show that $\text{meas } (\mathcal{A}_1 \times \mathbb{R}^{d_2}) = 0$. To do this we use the countable additivity property of the Lebesgue measure on \mathbb{R}^d :

$$\begin{aligned} \text{meas } (\mathcal{A}_1 \times \mathbb{R}^{d_2}) &= \text{meas } \bigcup_{n=1}^{\infty} \left(\mathcal{A}_1 \times \left(\overline{B(0; n)} - B(0; n-1) \right) \right) \\ &= \sum_{n=1}^{\infty} \text{meas } \left(\mathcal{A}_1 \times \left(\overline{B(0; n)} - B(0; n-1) \right) \right) \\ &= 0. \end{aligned}$$

Part 2 Suppose w_1 and w_2 have property W02 for parameter κ . We show $w_1 \otimes w_2$ also has property W02 for parameter κ . Recall that property W02 requires that

$$\int \frac{|x|^{2\lambda}}{w_i(x)} dx < \infty, \quad 0 \leq \lambda \leq \kappa; \quad i = 1, 2.$$

Now

$$\int \frac{|x|^{2\lambda}}{w(x)} dx = \int \frac{\left(|x'|^2 + |x''|^2 \right)^\lambda}{w_1(x') w_2(x'')} dx, \quad (1.24)$$

and the inequality

$$|x|^{2\lambda} \leq 2^\lambda \left(|x'|^{2\lambda} + |x''|^{2\lambda} \right), \quad (1.25)$$

allows us to write

$$\begin{aligned} \int \frac{|x|^{2\lambda}}{w(x)} dx &\leq \int \frac{2^\lambda \left(|x'|^{2\lambda} + |x''|^{2\lambda} \right)}{w_1(x') w_2(x'')} dx \\ &= 2^\lambda \left(\int \frac{|x'|^{2\lambda}}{w_1(x') w_2(x'')} dx \right) + 2^\lambda \left(\int \frac{|x''|^{2\lambda}}{w_1(x') w_2(x'')} dx \right) \\ &= 2^\lambda \left(\int \frac{|x'|^{2\lambda}}{w_1(x')} dx \int \frac{dx}{w_2(x'')} \right) + 2^\lambda \left(\int \frac{dx'}{w_1(x')} \int \frac{|x''|^{2\lambda}}{w_2(x'')} dx'' \right) \\ &< \infty. \end{aligned}$$

Now suppose $w_1 \otimes w_2$ has property W02 for parameter κ . Thus, by 1.24

$$\int \frac{(|x'|^2 + |x''|^2)^\lambda}{w_1(x') w_2(x'')} dx < \infty, \quad 0 \leq \lambda \leq \kappa,$$

so that $\int \frac{|x'|^{2\lambda}}{w_1(x') w_2(x'')} dx < \infty$ and $\int \frac{|x''|^{2\lambda}}{w_1(x') w_2(x'')} dx < \infty$.

Hence $\int \frac{|x'|^{2\lambda}}{w_1(x')} dx' < \infty$ and $\int \frac{|x''|^{2\lambda}}{w_2(x'')} dx'' < \infty$ i.e. w_1 and w_2 both have property W02 for parameter κ .

Part 3 Follows directly from the definition of property W03. ■

The next result generalizes the previous theorem to an arbitrary number of weight functions.

Corollary 16 Suppose the functions $\{w_i\}_{i=1}^n$ satisfy property W01 of a weight function.

1. Then $\bigotimes_{i=1}^n w_i$ has property W01.
2. $\bigotimes_{i=1}^n w_i$ has property W02 for real parameter κ iff each w_i has property W02 for κ .
3. $\bigotimes_{i=1}^n w_i$ has property W03 for parameter $\kappa = (\kappa_i)$ iff each w_i has property W02 for parameter κ_i .

Proof. Parts 1 and 2 An easy proof by induction using the two weight function case given by Theorem 15. **Part 3** follows directly from the definition of property W03. ■

1.2.8 Example: the hat weight function

The next theorem shows under what conditions the multivariate hat function is a basis function of order zero.

Theorem 17 Using the multivariate hat function Λ define the function w_s by

$$w_s(\xi) = \frac{1}{\widehat{\Lambda}(\xi)}. \quad (1.26)$$

Then w_s satisfies the weight function properties W01, W02 and W03 in the following manner:

1. w_s satisfies property W01 for all κ .
2. w_s satisfies property W02 for real parameter $\kappa \geq 0$ iff $\kappa < \frac{1}{2}$.
3. w_s satisfies property W03 for parameter $\kappa = (\kappa_i)$ iff $\kappa < \frac{1}{2}\mathbf{1}$, where $\mathbf{1} = (1, \dots, 1) \in \mathbb{R}^d$.

Proof. Part 1 By 1.6, w_s is the set \mathcal{A} which is closed with measure zero.

Part 2 Part 2 of Corollary 16 tells us that we need only establish property W02 in one-dimension. Now W03 holds for κ iff

$$\int_{\mathbb{R}^1} \frac{x^{2\lambda}}{w_s(x)} = \int x^{2\lambda} \frac{\sin^2(x/2)}{(x/2)^2} dx < \infty, \quad 0 \leq \lambda \leq \kappa.$$

But these integrals will exist iff they exist near infinity iff $2 - 2\lambda > 1$ i.e. iff $\lambda < 1/2$.

Part 3 Part 3 of Corollary 16 tells us that we need only establish property W03 in one-dimension. But from Part 5 of Remark 2 properties W02 and W03 coincide in one dimension so Part 2 gives this result. ■

1.2.9 Example: the extended B-spline weight functions

We now introduce a new class of weight functions which satisfy property W02 and property W03. We call this class the **extended B-spline weight functions** because in Subsection 1.4.5 it will be shown that they generate basis functions which are the derivatives of the B-splines.

Lemma 18 *Suppose $a > 0$ and $l = 0, 1, 2, \dots$*

Then $\int_a^\infty t^\lambda \sin^{2l} t dt < \infty$ iff $\lambda < -1$ and $\int_0^a t^\mu \sin^{2l} t dt < \infty$ iff $2l + \mu > -1$.

Theorem 19 *The (homogeneous) extended B-spline weight functions* For given integers $l, n \geq 1$ define the extended B-spline weight function w_s by

$$w_s(x) = \prod_{i=1}^d \frac{x_i^{2n}}{\sin^{2l} x_i}, \quad x = (x_1, \dots, x_d) \in \mathbb{R}^d. \quad (1.27)$$

Define the closed set of measure zero \mathcal{A} to be the union of hyperplanes

$$\mathcal{A} = \bigcup_{k \in \mathbb{Z}} \bigcup_{i=1}^d \{x : x_i = \pi k\}.$$

Then the function w_s is a weight function with property W01 w.r.t. \mathcal{A} .

Also, the weight function w_s has **property W02** for real $\kappa \geq 0$ iff n and l satisfy

$$\kappa + 1/2 < n \leq l, \quad (1.28)$$

and w_s has **property W03** for $\kappa \in \mathbb{R}^d$, $\kappa \geq 0$ iff

$$\kappa + 1/2 < n\mathbf{1}; \quad n \leq l. \quad (1.29)$$

Proof. Clearly **property W01** is satisfied for \mathcal{A} so w is a weight function. Corollary 16 tells us that we need only establish the criterion 1.28 in one dimension.

Now **property W02** holds for real $\kappa \geq 0$ iff

$$\int_{\mathbb{R}^1} \frac{x^{2\lambda}}{w(x)} = \int x^{2\lambda} \frac{\sin^{2l} x}{x^{2n}} dx < \infty, \quad 0 \leq \lambda \leq \kappa. \quad (1.30)$$

But these integrals will exist if and only if they exist near the origin and near infinity. By Lemma 18 they will exist near the origin iff $2\lambda + 2l - 2n > -1$ i.e. iff $\lambda > n - l - 1/2$, and they will exist near infinity iff $2\lambda - 2n < -1$ i.e. iff $\lambda < n - 1/2$. Thus the integrals all exist iff $n - l - 1/2 < \lambda < n - 1/2$ for $0 \leq \lambda \leq \kappa$ iff $\kappa < n - 1/2$ and $n < l + 1/2$ iff $\kappa + 1/2 < n \leq l$.

Regarding **property W03**: Part 3 of Corollary 16 tells us that we need only establish property W03 in one-dimension. But from Part 5 of Remark 2 properties W02 and W03 coincide in one dimension so by 1.28 we have that w has property W03 for $\kappa \in \mathbb{R}^d$, $\kappa \geq 0$ iff $\kappa_i + 1/2 < n \leq l$ for all i iff $\kappa + 1/2 < n\mathbf{1} \leq l\mathbf{1}$ iff $\kappa + 1/2 < n\mathbf{1}$ and $n \leq l$. ■

Remark 20 *These weight functions can be extended to*

$$w_s(x) = \prod_{i=1}^d \frac{x_i^{2v_i}}{\sin^{2\lambda_i} x_i} = \frac{x^{2v}}{\sin^{2\lambda} x}, \quad v \leq \lambda,$$

where we have employed the notation $\sin^{2\lambda} x = (\sin^{2\lambda_i} x_i)$.

1.3 The data spaces X_w^0

We now introduce the zero order data spaces X_w^0 which will later be used to define the minimum norm interpolant. Here w denotes the weight function. In Chapters 2, 7 and 8, X_w^0 will be used to define several variational interpolation and smoothing problems. In a manner analogous to the Sobolev spaces, mappings between X_w^0 and L^2 are used to show that X_w^0 is a Hilbert space. Various smoothness and C^∞ density results are then established.

Definition 21 *The zero order inner product space* X_w^0

Suppose w is a weight function i.e. it only has property W01 of Definition 1. Then define

$$X_w^0 = \left\{ f \in S' : \widehat{f} \in L_{loc}^1 \text{ and } \sqrt{w}\widehat{f} \in L^2 \right\}, \quad (1.31)$$

and endow it with the norm and inner product

$$\|f\|_{w,0}^2 = \int w |\widehat{f}|^2, \quad (f, g)_{w,0} = \int w \widehat{f} \overline{\widehat{g}}.$$

That $\|\cdot\|_{w,0}$ is a norm is simple to prove. Suppose $\|f\|_{w,0} = 0$. Then, since $w > 0$ a.e., $\int w |\widehat{f}|^2 = 0$ implies that $\widehat{f}(x) = 0$ a.e. and thus $f = 0$ in the distribution sense.

The next result reassures us that the space X_w^0 is non-empty.

Theorem 22 *If w is a weight function w.r.t. the closed set \mathcal{A} of measure zero then*

$$\left\{ \overset{\vee}{u} : u \in C_0^\infty \text{ and } \text{supp } u \subset \mathbb{R}^d \setminus \mathcal{A} \right\} \subset X_w^0, \quad (1.32)$$

where the set on the left is not empty.

Proof. Firstly, $\mathbb{R}^d \setminus \mathcal{A}$ is not empty since $\mathcal{A} = \mathbb{R}^d$ implies $\text{meas } \mathcal{A} \neq 0$. Clearly

$f \in \left\{ \overset{\vee}{u} : u \in C_0^\infty \text{ and } \text{supp } u \subset \mathbb{R}^d \setminus \mathcal{A} \right\}$ implies $f \in S \subset S'$ and $\widehat{f} \in C_0^\infty \subset L_{loc}^1$. Also, since \widehat{f} has bounded support in $\mathbb{R}^d \setminus \mathcal{A}$ and w is positive and continuous on $\mathbb{R}^d \setminus \mathcal{A}$

$$\int |\sqrt{w}\widehat{f}|^2 = \int w |\widehat{f}|^2 < \infty.$$

■

Remark 23 *We mention the interesting result*

$$X_w^0 \hookrightarrow L^2 \iff \frac{1}{w} \in L^\infty,$$

proven in Theorem 339 of Section 8.2. There are also more general results concerning necessary and sufficient conditions on weight function/s for the equivalence of X_w^0 spaces and for the embedding of X_w^0 spaces in Sobolev spaces.

1.3.1 The completeness of X_w^0

In a manner analogous to Sobolev space theory, the completeness of X_w^0 will be established by constructing an isometric homeomorphism $\mathcal{I} : X_w^0 \rightarrow L^2$ and then making use of the completeness of L^2 .

Definition 24 *The linear mappings \mathcal{I} and \mathcal{J}*

Suppose w is a weight function. Using the definition of the space X_w^0 we can define the linear mapping $\mathcal{I} : X_w^0 \rightarrow L^2$ by

$$\mathcal{I}f = \left(\sqrt{w}\widehat{f} \right)^\vee, \quad f \in X_w^0.$$

If, in addition, we assume property W02 or W03 then, since $\frac{1}{w} \in L^1$, $\frac{\widehat{g}}{\sqrt{w}} \in L^1 \subset S'$ when $g \in L^2$, and thus we can define the linear mapping $\mathcal{J} : L^2 \rightarrow S'$ by

$$\mathcal{J}g = \left(\frac{\widehat{g}}{\sqrt{w}} \right)^\vee, \quad g \in L^2.$$

The linear mappings \mathcal{I} and \mathcal{J} have the following properties:

Theorem 25 *Suppose w has property W01 of a weight function. Then:*

1. $\mathcal{I} : X_w^0 \rightarrow L^2$ is an isometry.

2. \mathcal{I} is one-to-one.

Now suppose that in addition to property W01, w has property W02 or W03 for parameter κ . Then:

3. $\mathcal{J} : L^2 \rightarrow X_w^0$ and is an isometry.

4. \mathcal{J} is one-to-one.

5. $\mathcal{J} \circ \mathcal{I} = I$ on X_w^0 , and $\mathcal{I} \circ \mathcal{J} = I$ on L^2 .

6. The mapping $\mathcal{I} : X_w^0 \rightarrow L^2$ is an isometric homeomorphism with inverse \mathcal{J} .

7. The mappings \mathcal{I} and \mathcal{J} are adjoints.

8. When w has property W02 and $|\alpha| \leq \kappa$:

$$D^\alpha \mathcal{J}g(x) = \frac{i^{|\alpha|}}{(2\pi)^{d/2}} \int \left(\frac{\xi^\alpha}{\sqrt{w}} \right)^\vee (x-y) g(y) dy, \quad g \in L^2.$$

9. When w has property W03 and $\alpha \leq \kappa$:

$$D^\alpha \mathcal{J}g(x) = \frac{i^{|\alpha|}}{(2\pi)^{d/2}} \int \left(\frac{\xi^\alpha}{\sqrt{w}} \right)^\vee (x-y) g(y) dy, \quad g \in L^2.$$

Proof. The proofs are straight forward and will be omitted. ■

The fact that X_w^0 is complete, and hence is a Hilbert space, is a simple consequence of the last theorem:

Corollary 26 Suppose w is a weight function with property W02 or W03. Then X_w^0 is complete and hence a Hilbert space.

Proof. By part 6 of the previous Theorem 25, $\mathcal{I} : X_w^0 \rightarrow L^2$ is an isometric homeomorphism. Hence X_w^0 is complete since L^2 is a Hilbert space. ■

Remark 27 ??? Suppose $\frac{1}{\sqrt{w}}L^2 \subset S'$ and $\left(\frac{1}{\sqrt{w}}L^2\right)^\vee \in L_{loc}^1$. Then it follows that $\mathcal{J} : L^2 \rightarrow X_w^0$ is an isometry and X_w^0 is a Hilbert space. But is it a reproducing kernel Hilbert space?

What if we assume that $\frac{1}{\sqrt{w}}L^2 \subset L^2$? Then $f \in L^2$ implies $\frac{1}{\sqrt{w}}f \in L^2$ and so $f \in \overline{X}_{1/w}^0 \subset X_{1/w}^0$ i.e. $L^2 \subset \overline{X}_{1/w}^0 \subset X_{1/w}^0$.

$$\text{Also, } g \in L^2 \text{ implies } \|\mathcal{J}g\|_{w,0}^2 = \int w \left| \left(\left(\frac{\widehat{g}}{\sqrt{w}} \right)^\vee \right)^\wedge \right|^2 = \int |\widehat{g}|^2 = \|g\|_2^2.$$

$$u \in L_0^2 \text{ and } f \in X_w^0 \text{ implies } \int |\widehat{u * f}| = \int |\widehat{u}| |\widehat{f}| = \int \frac{1}{\sqrt{w}} |\widehat{u}| \sqrt{w} |\widehat{f}| \leq \left\| \frac{\widehat{u}}{\sqrt{w}} \right\|_2 \|f\|_{w,0} < \infty.$$

Thus $u * f \in C_B^0 \forall u \in L_0^2$.

Also $\frac{1}{\sqrt{w}}L^2 \subset L^2$ implies $L^2 \subset \sqrt{w}L^2$.

1.3.2 The smoothness of functions in X_w^0

We begin with a lemma of basic L^1 Fourier transform results.

Lemma 28

1. (Theorem 4.2 of Malliavin [45]) If $f \in S'$ and $\widehat{f} \in L^1$, then $f \in C_B^{(0)}$, $|f(x)| \rightarrow 0$ as $|x| \rightarrow \infty$, and

$$f(x) = (2\pi)^{-d/2} \int e^{ix\xi} \widehat{f}(\xi) d\xi.$$

2. (Corollary 2.12 of Petersen [52]) If $f \in L^1$ and for some integer $n > 1$, $|\cdot|^n f \in L^1$, then $f \in C_B^{(n)}$. Further, $x^\beta f \in L^1$ when $|\beta| \leq n$ and

$$D^\beta \binom{\vee}{f}(x) = (i)^{|\beta|} (x^\beta f)^\vee(x), \quad |\beta| \leq n. \quad (1.33)$$

The next theorem presents our first smoothness result for functions in X_w^0 .

Theorem 29 Suppose that w is a weight function. Then:

1. If w has property W02 for parameter $\kappa \in \mathbb{R}^1$, then $X_w^0 \subset C_B^{(\lfloor \kappa \rfloor)}$.
2. If w has property W03 for parameter $\kappa = (\kappa_i)$ then $X_w^0 \subset C_B^{(\lfloor \kappa \rfloor)}$.

Here $\lfloor \kappa \rfloor = (\lfloor \kappa_i \rfloor)$ and we define for all multi-indexes α :

$$C_B^{(\alpha)} := \left\{ u \in C_B^{(0)} : D^\beta u \in C_B^{(0)} \text{ for } \beta \leq \alpha \right\}. \quad (1.34)$$

Proof. Part 1 Since w has property W02, by Theorem 3, if $|\beta| \leq \kappa$

$$\int \frac{|\cdot|^{2|\beta|}}{w} = \int_{|\cdot| \leq 1} \frac{|\cdot|^{2|\beta|}}{w} + \int_{|\cdot| \geq 1} \frac{|\cdot|^{2|\beta|}}{w} \leq \int_{|\cdot| \leq 1} \frac{1}{w} + \int_{|\cdot| \geq 1} \frac{|\cdot|^{2\kappa}}{w} < \infty. \quad (1.35)$$

Hence when $f \in X_w^0$ the Cauchy-Schwartz inequality yields

$$\int |\xi^\beta \widehat{f}| \leq \int \frac{|\cdot|^{|\beta|}}{\sqrt{w}} \sqrt{w} |\widehat{f}| \leq \left(\int \frac{|\cdot|^{2|\beta|}}{w} \right)^{1/2} \|f\|_{w,0} < \infty,$$

i.e. $f \in X_w^0$ implies $\widehat{D^\beta f} \in L^1$ when $|\beta| \leq \kappa$ and hence $f \in C_B^{(\lfloor \kappa \rfloor)}$ by part 1 of Lemma 28.

Part 2 If $f \in X_w^0$ and $\beta \leq \kappa$ then the Cauchy-Schwartz inequality yields

$$\int |\xi^\beta \widehat{f}| \leq \int \frac{|\xi^\beta|}{\sqrt{w}} \sqrt{w} |\widehat{f}| \leq \left(\int \frac{\xi^{2\beta}}{w} \right)^{1/2} \|f\|_{w,0} < \infty, \quad (1.36)$$

i.e. $f \in X_w^0$ implies $\widehat{D^\beta f} \in L^1$ when $\beta \leq \kappa$ and hence $f \in C_B^{(\lfloor \kappa \rfloor)}$ by part 1 of Lemma 28. ■

The next theorem derives some inverse Fourier transform formulas and inequalities for derivatives of functions in X_w^0 .

Theorem 30 Suppose that w is a weight function with property W02 for parameter κ . Then for $f \in X_w^0$ we have the inverse Fourier transform formulas

$$D^\beta f(x) = (2\pi)^{-d/2} \int e^{ix\xi} \widehat{D^\beta f}(\xi) d\xi, \quad |\beta| \leq \kappa. \quad (1.37)$$

and the derivatives satisfy

$$|D^\beta f(x)| \leq (2\pi)^{-d/2} \left(\int \frac{|\cdot|^{2|\beta|}}{w} \right)^{1/2} \|f\|_{w,0}, \quad |\beta| \leq \kappa, \quad (1.38)$$

so that $X_w^0 \hookrightarrow C_B^{(\lfloor \kappa \rfloor)}$ when $C_B^{(\lfloor \kappa \rfloor)}$ is endowed with the supremum norm $\sum_{|\beta| \leq \kappa} |D^\beta f|_{\text{sup}}$.

Proof. From the proof of the previous theorem we have: $f \in X_w^0$ implies $\widehat{D^\beta f} \in L^1$ when $|\beta| \leq \kappa$. The inverse Fourier transform formulas 1.37 are now simple consequences of part 1 of Lemma 28.

The bounds on the derivatives are derived from 1.37 using the Cauchy-Schwartz inequality:

$$|D^\beta f(x)| \leq (2\pi)^{-\frac{d}{2}} \int |\xi^\beta| |\widehat{f}(\xi)| d\xi \leq (2\pi)^{-\frac{d}{2}} \int \frac{|\cdot|^{|\beta|}}{\sqrt{w}} \sqrt{w} |\widehat{f}| \leq (2\pi)^{-\frac{d}{2}} \left(\int \frac{|\cdot|^{2|\beta|}}{w} \right)^{\frac{1}{2}} \|f\|_{w,0}.$$

■

Theorem 31 Suppose that w is a weight function with property W03 for parameter $\kappa \in \mathbb{R}^d$. Then for $f \in X_w^0$ we have the inverse Fourier transform formulas

$$D^\beta f(x) = (2\pi)^{-\frac{d}{2}} \int e^{ix\xi} \widehat{D^\beta f}(\xi) d\xi, \quad \beta \leq \kappa. \quad (1.39)$$

and the derivatives satisfy

$$|D^\beta f(x)| \leq (2\pi)^{-\frac{d}{2}} \left(\int \frac{\xi^{2\beta}}{w} \right)^{1/2} \|f\|_{w,0}, \quad \beta \leq \kappa, \quad (1.40)$$

so that $X_w^0 \hookrightarrow C_B^{(\lfloor \kappa \rfloor)}$ when $C_B^{(\lfloor \kappa \rfloor)}$ is endowed with the supremum norm $\sum_{\beta \leq \kappa} |D^\beta f|_{\text{sup}}$.

Proof. From the proof of the previous theorem we have: $f \in X_w^0$ implies $\widehat{D^\beta f} \in L^1$ when $\beta \leq \kappa$. The inverse Fourier transform formulas 1.39 are now simple consequences of part 1 of Lemma 28.

The bounds on the derivatives are derived from 1.39 using the Cauchy-Schwartz inequality:

$$|D^\beta f(x)| \leq (2\pi)^{-\frac{d}{2}} \int |\xi^\beta| |\widehat{f}(\xi)| d\xi \leq (2\pi)^{-\frac{d}{2}} \int \frac{|\xi^\beta|}{\sqrt{w}} \sqrt{w} |\widehat{f}| \leq (2\pi)^{-\frac{d}{2}} \left(\int \frac{\xi^{2\beta}}{w} \right)^{\frac{1}{2}} \|f\|_{w,0}.$$

■

Remark 32 Inequalities 1.38 and 1.40 for $\beta = 0$ implies that X_w^0 is a reproducing kernel Hilbert space and in Section 1.5 we will calculate the Riesz representers of the evaluation functionals $f \rightarrow D^\alpha f(x)$. We have in fact established **an important link between pointwise processes and Hilbert space theory**.

1.3.3 Examples

Example 33 The shifted thin-plate splines From Examples 1.2.5, w has property W02 for all $\kappa \geq 0$, and thus Theorem 30 implies $X_w^0 \subset C_B^\infty$ as sets. From 1.14 we can write

$$w(\xi) = \frac{1}{\widetilde{e}(v)} \frac{|\xi|^s}{\widetilde{K}_s(|\xi|)}, \quad s = 2v + d > 0,$$

where from Theorem 14,

$$c_s e^{-t} \leq \widetilde{K}_s(t) \leq c'_s e^{-t}, \quad s > 0, t \geq 0.$$

so that

$$\frac{1}{\widetilde{e}(v) c'_s} |\xi|^s e^{|\xi|} \leq w(\xi) \leq \frac{1}{\widetilde{e}(v) c_s} |\xi|^s e^{|\xi|}, \quad \xi \in \mathbb{R}^d.$$

Now expanding the exponentials about the origin using Taylor series we have for $u \in X_w^0$,

$$\frac{1}{\widetilde{e}(v) c'_s} \int |\cdot|^s \sum_{k=0}^{\infty} \frac{|\cdot|^k}{k!} |\widehat{u}|^2 \leq \int w |\widehat{u}|^2 \leq \frac{1}{\widetilde{e}(v) c_s} \int |\cdot|^s \sum_{k=0}^{\infty} \frac{|\cdot|^k}{k!} |\widehat{u}|^2,$$

which means that as sets

$$X_w^0 = \bigcap_{k=0}^{\infty} \left\{ u \in S' : \widehat{u} \in L_{loc}^1 \text{ and } \int |\cdot|^{s+k} |\widehat{u}|^2 < \infty \right\}. \quad (1.41)$$

Example 34 The Gaussian It was shown in Example 10 that the Gaussian weight function has property W02 for all $\kappa \geq 0$, and so Theorem 29 implies $X_w^0 \subset C_B^\infty$ as sets. Further

$$X_w^0 = \left\{ u \in S' : \widehat{u} \in L_{loc}^1 \text{ and } \int e^{|\cdot|^2} |\widehat{u}|^2 < \infty \right\},$$

so that by expanding the Gaussian about the origin using a Taylor series (see previous example) we can show easily that as sets

$$X_w^0 \subset W^\infty = \bigcap_{n=0}^{\infty} W^n,$$

where W^n is the Sobolev space of order n given below in Definition 134.

Example 35 The Sobolev splines It was shown in Example 11 that property W02 holds for $0 \leq \kappa < v - d/2$. Now by Remark 32, $X_w^0 \hookrightarrow C_B^{(\max[\kappa])}$ and we see that $\max[\kappa] = \lfloor v - d/2 \rfloor$ when $v - d/2$ is not an integer and $\max[\kappa] = \lfloor v - d/2 - 1 \rfloor = \lfloor v - d/2 \rfloor - 1$ when $v - d/2$ is an integer.

Also, from 1.19, $w(\xi) = \left(1 + |\xi|^2\right)^v$ and so 1.31 implies

$$X_w^0 = W^v,$$

where W^v is the Sobolev space of positive order v defined using the Fourier transform.

Example 36 These splines are defined in Theorem 19. Since property W03 holds for all $0 \leq \kappa < (n - 1/2)\mathbf{1}$ it follows that $\max \kappa_i = (n - 1)\mathbf{1}$, and thus $X_w^0 \hookrightarrow C_B^{((n-1)\mathbf{1})}$.

In Lemma 155 we will show that $X_w^0 \hookrightarrow W^{n\mathbf{1}}$. Here $W^{n\mathbf{1}}$ is the Sobolev space introduced in Definition 135 below and it consists of all L^2 functions such that $D^\alpha f \in L^2$ when each $\alpha \leq n\mathbf{1}$.

1.3.4 Some dense C^∞ subspaces of X_w^0

The results of this subsection are currently not used in this document.

Results to handle the weight function discontinuity set

In this section we prove some results needed when we want to use a partition of unity to handle the discontinuity or zero values of a weight function on a set of measure zero. Recall that weight function property W01 introduced in Definition 1 required that a weight function be continuous and positive outside a closed set \mathcal{A} of measure zero. Light and Wayne assumed their basis functions were continuous and positive outside the origin i.e. $\mathcal{A} = \{0\}$. In order to allow hat functions to be basis functions we have had to allow the weight set to a closed unbounded set of measure zero.

The discontinuity of the weight function needs to be taken into account when we prove the density of some C^∞ subspaces in L^2 and X_w^0 , and when we prove the smoothness of basis functions generated by weight functions which have property W02 or W03.

In this document we will use the next lemma whenever we want to construct a partition of unity using points ‘near’ a weight function set. This lemma will be used with $\mathcal{F} = \mathcal{A}$, where \mathcal{A} is the weight function set. Lemma 38 will be applied to a function of the ‘near’ points. Nearness can be measured using the concept of a (radial) neighborhood of a set: if $\mathcal{F} \subset \mathbb{R}^d$ and $\eta \in \mathbb{R}^1$, $\eta > 0$ then define $\mathcal{F}_\eta = \bigcup_{x \in \mathcal{A}} B(x; \eta)$. The set \mathcal{F}_η is referred to as the (radial) η -neighborhood of the set \mathcal{F} .

Lemma 37 (based on Lemma 1, §5.2 of Vladimirov [59]) Let \mathcal{F} be any set of points in \mathbb{R}^d . Then for any $\eta \in \mathbb{R}_+^1$ there exists a real-valued function $f_\eta \in C^\infty(\mathbb{R}^d)$ such that:

1. $0 \leq f_\eta(x) \leq 1$,
2. $f_\eta(x) = 1$ when $x \in \mathcal{F}_\eta$,
3. $f_\eta(x) = 0$ when $x \notin \mathcal{F}_{3\eta}$.

Further, if we emphasize the dependency on \mathcal{F} by writing $f_{\mathcal{F};\eta} = f_\eta$, we have for scalar dilations and translations:

$$f_{\mathcal{F};\eta}(x/\lambda) = f_{\lambda\mathcal{F};\lambda\eta}(x), \quad \lambda \in \mathbb{R}_+^1, \quad (1.42)$$

and

$$f_{\mathcal{F};\eta}(x - c) = f_{\mathcal{F}+c;\eta}(x), \quad c \in \mathbb{R}^d. \quad (1.43)$$

Proof. There exists a mollifier $\omega \in C_0^\infty$ satisfying

$$\text{supp } \omega \subset B(0; 1); \quad \int \omega = 1; \quad \omega \geq 0.$$

Let $\chi_\Omega(x)$ denote the **characteristic function** of an arbitrary set $\Omega \subset \mathbb{R}^d$. Now define $\omega_\eta(x) = \eta^{-d}\omega(x/\eta)$. Then it is shown in Lemma 1, §5.2 of Vladimirov [59] that the function

$$f_\eta(x) = \int \chi_{\mathcal{F}_{2\eta}}(y) \omega_\eta(x - y) dy = \int_{\mathcal{F}_{2\eta}} \omega_\eta(x - y) dy,$$

has the required properties.

Now regarding dilations: since the mollifier satisfies

$$\omega_\eta(x/\lambda) = \eta^{-d} \omega(x/\lambda\eta) = \lambda^d (\lambda\eta)^{-d} \omega(x/\lambda\eta) = \lambda^d \omega_{\lambda\eta}(x),$$

we have

$$\begin{aligned} f_\eta(x/\lambda) &= \int \chi_{\mathcal{F}_{2\eta}}(y) \omega_\eta\left(\frac{x}{\lambda} - y\right) dy = \int \chi_{\mathcal{F}_{2\eta}}(y) \omega_\eta\left(\frac{x - \lambda y}{\lambda}\right) dy \\ &= \lambda^{-d} \int \chi_{\mathcal{F}_{2\eta}}\left(\frac{z}{\lambda}\right) \omega_\eta\left(\frac{x - z}{\lambda}\right) dz \\ &= \lambda^{-d} \int \chi_{\mathcal{F}_{2\eta}}\left(\frac{z}{\lambda}\right) \lambda^d \omega_{\lambda\eta}(x - z) dz \\ &= \int \chi_{\mathcal{F}_{2\eta}}\left(\frac{z}{\lambda}\right) \omega_{\lambda\eta}(x - z) dz, \end{aligned}$$

and because $(\chi_{\mathcal{F}_{2\eta}})\left(\frac{z}{\lambda}\right) = (\chi_{\lambda\mathcal{F}_{2\eta}})(z) = (\chi_{(\lambda\mathcal{F})_{2\lambda\eta}})(z)$,

$$f_{\mathcal{F};\eta}(x/\lambda) = \int \chi_{(\lambda\mathcal{F})_{2\lambda\eta}}(z) \omega_{\lambda\eta}(x - z) dz = f_{\lambda\mathcal{F};\lambda\eta}(x).$$

Regarding translations:

$$\begin{aligned} f_{\mathcal{F};\eta}(x - c) &= \int \chi_{\mathcal{F}_{2\eta}}(y) \omega_\eta(x - c - y) dy = \int \chi_{\mathcal{F}_{2\eta}}(z - c) \omega_\eta(x - z) dz \\ &= \int \chi_{(\mathcal{F}+c)_{2\eta}}(z) \omega_\eta(x - z) dz \\ &= f_{\mathcal{F}+c;\eta}(x). \end{aligned}$$

■

The next theorem will require the following standard measure theory results which are stated without proof.

Lemma 38

1. Suppose the set \mathcal{A} is closed and has measure zero. If \mathcal{A}_ε is the ε -neighborhood of the set \mathcal{A} then for any open ball B , $\text{meas}(B \cap \mathcal{A}_\varepsilon) \rightarrow 0$ as $\varepsilon \rightarrow 0$.
2. Suppose the set \mathcal{A} is closed and has measure zero.

Then $f \in L^1$ implies $\lim_{\varepsilon \rightarrow 0} \int_{\mathcal{A}_\varepsilon} |f| = 0$.

Some spaces of continuous functions which are dense in L^2

The next theorem is an extension of Theorem 2.5 of Light and Wayne [42]. The difference is that instead of the set $\{0\}$, we are dealing with a set \mathcal{A} which is closed and has measure zero. There is no need to assume that $0 \in \mathcal{A}$. To handle this set we use Lemma 37 and Lemma 38.

Theorem 39 Suppose w is a weight function with property W01 with respect to the set \mathcal{A} .

Then the set $\sqrt{w}C_0^{(0)} \cap L^2 = \left\{ \sqrt{w}f : f \in C_0^{(0)} \right\} \cap L^2$ is dense in L^2 .

Here $C_0^{(0)}$ denotes the continuous functions with compact support.

Proof. By Lemma 37, given $h > 0$ there exists a function $\psi_h \in C^\infty$ satisfying $0 \leq \psi_h \leq 1$, $\psi_h = 1$ on \mathcal{A}_h and $\psi_h = 0$ outside \mathcal{A}_{3h} . Now define the mapping $\Psi_h : C_0^{(0)} \rightarrow C_0^{(0)}$ by

$$\Psi_h g = (1 - \psi_h)g, \quad g \in C_0^{(0)}, \quad h > 0.$$

Since w is positive and continuous on $\mathbb{R}^d \setminus \mathcal{A}$, we have $\frac{1 - \psi_h}{\sqrt{w}} \in C^{(0)}$ and hence $(1 - \psi_h)g \in \sqrt{w}C_0^{(0)} \cap L^2$. In other words, $\Psi_h : C_0^{(0)} \rightarrow \sqrt{w}C_0^{(0)} \cap L^2$.

Now $C_0^{(0)}$ is dense in L^2 e.g. Theorem 2.13 Adams [4], and given $g_0 \in L^2$ and $\varepsilon > 0$ we can choose $g_\varepsilon \in C_0^{(0)}$ such that $\|g_0 - g_\varepsilon\|_{L^2} < \varepsilon/2$. Then

$$\|g_0 - \Psi_h g_\varepsilon\|_{L^2} \leq \|g_0 - g_\varepsilon\|_{L^2} + \|g_\varepsilon - \Psi_h g_\varepsilon\|_{L^2} \leq \varepsilon/2 + \|\psi_h g_\varepsilon\|_{L^2} \leq \varepsilon/2 + \left(\int_{\mathcal{A}_{3h}} |g_\varepsilon|^2 \right)^{\frac{1}{2}}.$$

Finally, since $|g_\varepsilon|^2 \in L^1$, it follows from Lemma 38 that $\lim_{h \rightarrow 0} \int_{\mathcal{A}_{3h}} |g_\varepsilon|^2 = 0$. Thus we can choose $h > 0$ so that $\|g_0 - \Psi_h g_\varepsilon\|_{L^2} \leq \varepsilon$. ■

The next theorem improves the previous theorem. This is Light and Wayne's Proposition 2.7 and our proof is a variation of Light and Wayne's proof.

Theorem 40 *Suppose w is a weight function with respect to the set \mathcal{A} .*

Then the set $\sqrt{w}C_0^\infty \cap L^2 = \{\sqrt{w}f : f \in C_0^\infty\} \cap L^2$ is dense in L^2 .

Proof. Now $\sqrt{w}C_0^\infty \cap L^2 \subset \sqrt{w}C_0^{(0)} \cap L^2$. Hence, by Theorem 39, if it can be shown that $\sqrt{w}C_0^\infty \cap L^2$ is dense in $\sqrt{w}C_0^{(0)} \cap L^2$, then it follows that this theorem is true.

First note that C_0^∞ is dense in L^2 and hence dense in $C_0^{(0)}$. Next select $\varepsilon > 0$ and define a mapping $\Theta_\varepsilon : C_0^{(0)} \rightarrow C_0^\infty$ where $\Theta_\varepsilon f$ is an element of C_0^∞ such that $\|f - \Theta_\varepsilon f\|_{L^2} < \varepsilon$.

We want to use Θ_ε to construct a mapping (see left side of 1.44) from $\sqrt{w}C_0^{(0)} \cap L^2$ to $\sqrt{w}C_0^\infty \cap L^2$, which can be used to prove that $\sqrt{w}C_0^\infty \cap L^2$ is dense in $\sqrt{w}C_0^{(0)} \cap L^2$. If $f \in \sqrt{w}C_0^{(0)} \cap L^2$, then $\frac{f}{\sqrt{w}} \in C_0^{(0)}$ and $\sqrt{w}\Theta_\delta\left(\frac{f}{\sqrt{w}}\right) \in \sqrt{w}C_0^\infty$, $\delta > 0$. But we still need $\sqrt{w}\Theta_\delta\left(\frac{f}{\sqrt{w}}\right) \in L^2$. To do this we use the function ψ_h defined in the previous Theorem 39. Since $(1 - \psi_h)\sqrt{w} \in C^{(0)}$ we have

$$(1 - \psi_h)\sqrt{w}\Theta_\delta\left(\frac{f}{\sqrt{w}}\right) \in \sqrt{w}C_0^\infty \cap L^2, \text{ when } f \in \sqrt{w}C_0^{(0)} \cap L^2.$$

Finally, it will turn out that the support of $(1 - \psi_h)\sqrt{w}\Theta_\delta\left(\frac{f}{\sqrt{w}}\right)$ needs to be restricted by multiplying it by a function $\phi_R \in C_0^\infty$, $R \geq 1$, such that $0 \leq \phi_R \leq 1$, $\text{supp } \phi_R \subset [-R - 1, R + 1]$ and $\phi_R = 1$ on $[-R, R]$.

We now assert that there exist R, h and δ such that

$$\left\| (1 - \psi_h)\phi_R\sqrt{w}\Theta_\delta\left(\frac{f}{\sqrt{w}}\right) - f \right\|_{L^2} < \varepsilon. \text{ To prove this assertion write}$$

$$\begin{aligned} (1 - \psi_h)\phi_R\sqrt{w}\Theta_\delta\left(\frac{f}{\sqrt{w}}\right) - f &= (1 - \psi_h)\phi_R\sqrt{w}\Theta_\delta\left(\frac{f}{\sqrt{w}}\right) - (1 - \psi_h)\phi_R\sqrt{w}\left(\frac{f}{\sqrt{w}}\right) + \\ &\quad + (1 - \psi_h)\phi_R\sqrt{w}\left(\frac{f}{\sqrt{w}}\right) - \phi_R f + \phi_R f - f \\ &= (1 - \psi_h)\phi_R\sqrt{w}\left(\Theta_\delta\left(\frac{f}{\sqrt{w}}\right) - \frac{f}{\sqrt{w}}\right) + \psi_h\phi_R f + (\phi_R - 1)f. \end{aligned}$$

Observe that $(1 - \psi_h)\sqrt{w} \in C^{(0)}$ implies $(1 - \psi_h)\phi_R\sqrt{w} \in C_0^{(0)}$. Hence

$$\begin{aligned} \left\| (1 - \psi_h)\phi_R\sqrt{w}\Theta_\delta\left(\frac{f}{\sqrt{w}}\right) - f \right\|_{L^2} &\leq \left\| (1 - \psi_h)\phi_R\sqrt{w}\left(\Theta_\delta\left(\frac{f}{\sqrt{w}}\right) - \frac{f}{\sqrt{w}}\right) \right\|_{L^2} + \\ &\quad + \|\psi_h f\|_{L^2} + \|(\phi_R - 1)f\|_{L^2} \\ &\leq \|(1 - \psi_h)\phi_R\sqrt{w}\|_\infty \left\| \Theta_\delta\left(\frac{f}{\sqrt{w}}\right) - \frac{f}{\sqrt{w}} \right\|_{L^2} + \\ &\quad + \|\psi_h f\|_{L^2} + \|(\phi_R - 1)f\|_{L^2} \\ &\leq \|(1 - \psi_h)\phi_R\sqrt{w}\|_\infty \delta + \|\psi_h f\|_{L^2} + \|(\phi_R - 1)f\|_{L^2}. \end{aligned}$$

We will consider each term on the right side of the last inequality separately. Regarding the last term,

$\|(\phi_R - 1)f\|_{L^2} = \left(\int_{|x| \geq R} |f|^2 \right)^{1/2}$ and so R can be fixed so that $\|(\phi_R - 1)f\|_{L^2} \leq \varepsilon/3$. Next, by definition of ψ_h , $\|\psi_h f\|_{L^2} = \left(\int_{\mathcal{A}_{3h}} |f|^2 \right)^{1/2}$ and, since $|f|^2 \in L^1$, it follows from Lemma 38 that $\lim_{h \rightarrow 0} \int_{\mathcal{A}_{3h}} |f|^2 = 0$. A value of

h can now be chosen so that $\|\psi_h f\|_{L^2} \leq \varepsilon/3$. Now we have

$$\left\| (1 - \psi_h) \phi_R \sqrt{w} \Theta_\delta \left(\frac{f}{\sqrt{w}} \right) - f \right\|_{L^2} \leq \|(1 - \psi_h) \phi_R \sqrt{w}\|_\infty \delta + 2\varepsilon/3, \quad (1.44)$$

for all $f \in \sqrt{w}C_0^{(0)} \cap L^2$.

The last step is to choose δ so that $\|(1 - \psi_h) \phi_R \sqrt{w}\|_\infty \delta \leq \varepsilon/3$, and the theorem follows. ■

The next result corresponds to Light and Wayne's Corollary 2.8. Here X_w^0 is Light and Wayne's space Y and $\widehat{C_0^\infty}$ denotes the space of Fourier transforms of all functions in C_0^∞ .

Corollary 41 *Suppose the weight function w also has property W02 or W03.*

Then the spaces $X_w^0 \cap (C_0^\infty)^\vee$, $X_w^0 \cap \widehat{C_0^\infty}$ and $X_w^0 \cap S$ are all dense in X_w^0 .

Proof. Since the Fourier transform is a homeomorphism from L^2 to L^2 it follows from Theorem 40 that $(\sqrt{w}C_0^\infty \cap L^2)^\vee$ is dense in L^2 .

Now since w has property W02 or W03 by Theorem 25 the operator $\mathcal{J} : L^2 \rightarrow X_w^0$ of Definition 24 is a homeomorphism with inverse denoted by \mathcal{I} , and we now show that

$$\mathcal{J} : (\sqrt{w}C_0^\infty \cap L^2)^\vee \rightarrow X_w^0 \cap (C_0^\infty)^\vee, \quad (1.45)$$

is onto which means that $X_w^0 \cap (C_0^\infty)^\vee$ is dense in X_w^0 . The key result is

$$\begin{aligned} u \in (\sqrt{w}C_0^\infty \cap L^2)^\vee & \text{ iff } \widehat{u} \in \sqrt{w}C_0^\infty \cap L^2 \\ & \text{ iff } \widehat{u} \in \sqrt{w}C_0^\infty \text{ and } \widehat{u} \in L^2 \\ & \text{ iff } u \in (\sqrt{w}C_0^\infty)^\vee \text{ and } u \in L^2 \\ & \text{ iff } u \in (\sqrt{w}C_0^\infty)^\vee \cap L^2. \end{aligned}$$

Now $\mathcal{J}u = (\widehat{u}/\sqrt{w})^\vee \in X_w^0 \cap (C_0^\infty)^\vee$. Further, if $v \in X_w^0 \cap (C_0^\infty)^\vee$ then

$$\mathcal{J}^{-1}v = \mathcal{I}v = (\sqrt{w}\widehat{u})^\vee \in (\sqrt{w}C_0^\infty)^\vee \cap L^2 = (\sqrt{w}C_0^\infty \cap L^2)^\vee,$$

and so 1.45 is onto.

Finally, $\widehat{C_0^\infty} = (C_0^\infty)^\vee \subset S$ so $X_w^0 \cap \widehat{C_0^\infty}$ and $X_w^0 \cap S$ are dense in X_w^0 . ■

Remark 42 *This corollary assumes w has property W02 or W03. However part 11 of Remark 2 implies that if the weight function conditions W02 or W03 are **weakened to W2.1 and W2.2** then our corollary is still **valid**.*

1.3.5 The density of $(C_0^\infty(\mathbb{R}^d \setminus \mathcal{A}))^\vee$ in X_w^0 .

The aim of this subsection is to prove that $(C_0^\infty(\mathbb{R}^d \setminus \mathcal{A}))^\vee$ is dense in X_w^0 . The next result is the analogue of Theorem 39 of the previous subsection.

Theorem 43 *Suppose w is a weight function with properties W01 with respect to the set \mathcal{A} .*

Then the set $\sqrt{w}C_0^{(0)}(\mathbb{R}^d \setminus \mathcal{A}) = \left\{ \sqrt{w}f : f \in C_0^{(0)}(\mathbb{R}^d \setminus \mathcal{A}) \right\}$ is dense in L^2 .

Here $C_0^{(0)}(\mathbb{R}^d \setminus \mathcal{A})$ denotes the $C_0^{(0)}$ functions with compact support in $\mathbb{R}^d \setminus \mathcal{A}$.

Proof. By Lemma 37, given $h > 0$ there exists a function $\psi_h \in C^\infty$ satisfying $0 \leq \psi_h \leq 1$, $\psi_h = 1$ on \mathcal{A}_h and $\psi_h = 0$ outside \mathcal{A}_{3h} . Now define the mapping $\Psi_h : C_0^{(0)} \rightarrow C_0^{(0)}(\mathbb{R}^d \setminus \mathcal{A})$ by

$$\Psi_h g = (1 - \psi_h)g, \quad g \in C_0^{(0)}, \quad h > 0.$$

Since w is positive and continuous on $\mathbb{R}^d \setminus \mathcal{A}$, we have $\frac{1 - \psi_h}{\sqrt{w}} \in C_0^{(0)}(\mathbb{R}^d \setminus \mathcal{A})$ and hence

$(1 - \psi_h)g \in \sqrt{w}C_0^{(0)}(\mathbb{R}^d \setminus \mathcal{A}) \subset L^2$. In other words, $\Psi_h : C_0^{(0)} \rightarrow \sqrt{w}C_0^{(0)}(\mathbb{R}^d \setminus \mathcal{A})$.

Now $C_0^{(0)}$ is dense in L^2 and given $g_0 \in L^2$ and $\varepsilon > 0$ we can choose $g_\varepsilon \in C_0^{(0)}$ such that $\|g_0 - g_\varepsilon\|_{L^2} < \varepsilon/2$. Then

$$\|g_0 - \Psi_h g_\varepsilon\|_{L^2} \leq \|g_0 - g_\varepsilon\|_{L^2} + \|g_\varepsilon - \Psi_h g_\varepsilon\|_{L^2} \leq \varepsilon/2 + \|\psi_h g_\varepsilon\|_{L^2} \leq \varepsilon/2 + \left(\int_{\mathcal{A}_{3h}} |g_\varepsilon|^2 \right)^{\frac{1}{2}}.$$

Finally, since $|g_\varepsilon|^2 \in L^1$, it follows from Lemma 38 that $\lim_{h \rightarrow 0} \int_{\mathcal{A}_{3h}} |g_\varepsilon|^2 = 0$. Thus we can choose $h > 0$ so that $\|g_0 - \Psi_h g_\varepsilon\|_{L^2} \leq \varepsilon$. ■

Lemma 44 *Suppose \mathcal{A} is a closed set of measure zero. Then $C_0^\infty(\mathbb{R}^d \setminus \mathcal{A})$ is dense in $L^2(\mathbb{R}^d)$.*

Proof. We know that C_0^∞ is dense in L^2 so given $\phi \in C_0^\infty$ we set $\phi_\eta = (1 - f_\eta)\phi \in C_0^\infty$, $\eta > 0$ where f_η is constructed in Lemma 37. Now f_η has the properties $\text{supp } f_\eta \subset \mathcal{A}_\eta$ and $0 \leq f_\eta \leq 1$ so that $\phi_\eta \in C_0^\infty(\mathbb{R}^d \setminus \mathcal{A})$ and by so by part 2 of Lemma 38

$$\|\phi - \phi_\eta\|_2^2 = \int_{\mathcal{A}_\eta} |f_\eta \phi|^2 \leq \int_{\mathcal{A}_\eta} |\phi|^2 \rightarrow 0,$$

as $\eta \rightarrow 0^+$, which confirms our density claim. ■

The next result is the analogue of Theorem 40.

Theorem 45 *Suppose w has weight function property W1 with respect to weight set \mathcal{A} .*

Then the set $\sqrt{w}C_0^\infty(\mathbb{R}^d \setminus \mathcal{A}) = \{\sqrt{w}f : f \in C_0^\infty(\mathbb{R}^d \setminus \mathcal{A})\}$ is dense in L^2 .

Proof. For compactness set $\mathcal{A}^c = \mathbb{R}^d \setminus \mathcal{A}$. Now $\sqrt{w}C_0^\infty(\mathcal{A}^c) \subset \sqrt{w}C_0^{(0)}(\mathcal{A}^c)$. Hence, by Theorem 43, if it can be shown that $\sqrt{w}C_0^\infty(\mathcal{A}^c)$ is dense in $\sqrt{w}C_0^{(0)}(\mathcal{A}^c)$, it follows that this theorem is true.

First note that from Lemma 44, $C_0^\infty(\mathcal{A}^c)$ is dense in L^2 and hence $C_0^{(0)}(\mathcal{A}^c)$ is dense in L^2 . Thus for each $\varepsilon > 0$ there exists a mapping $\Theta_\varepsilon : C_0^{(0)}(\mathcal{A}^c) \rightarrow C_0^\infty(\mathcal{A}^c)$ such that $\|f - \Theta_\varepsilon f\|_2 < \varepsilon$.

Next we want to use Θ_ε to construct a mapping (see left side of 1.44) from $\sqrt{w}C_0^{(0)}(\mathcal{A}^c)$ to $\sqrt{w}C_0^\infty(\mathcal{A}^c)$ which can be used to prove that $\sqrt{w}C_0^\infty(\mathcal{A}^c)$ is dense in $\sqrt{w}C_0^{(0)}(\mathcal{A}^c)$. If $f \in \sqrt{w}C_0^{(0)}(\mathcal{A}^c)$, then $\frac{f}{\sqrt{w}} \in C_0^{(0)}(\mathcal{A}^c)$ and $\sqrt{w}\Theta_\delta\left(\frac{f}{\sqrt{w}}\right) \in \sqrt{w}C_0^\infty(\mathcal{A}^c)$, $\delta > 0$. But we still need $\sqrt{w}\Theta_\delta\left(\frac{f}{\sqrt{w}}\right) \in L^2$. To do this we use the function ψ_h defined in the previous Theorem 43. Since $(1 - \psi_h)\sqrt{w} \in C^{(0)}(\mathcal{A}^c)$ we have

$$(1 - \psi_h)\sqrt{w}\Theta_\delta\left(\frac{f}{\sqrt{w}}\right) \in \sqrt{w}C_0^\infty(\mathcal{A}^c), \text{ when } f \in \sqrt{w}C_0^{(0)}(\mathcal{A}^c).$$

Finally, it will turn out that the support of $(1 - \psi_h)\sqrt{w}\Theta_\delta\left(\frac{f}{\sqrt{w}}\right)$ needs to be restricted by multiplying it by a function $\phi_R \in C_0^\infty$, $R \geq 1$, such that $0 \leq \phi_R \leq 1$, $\text{supp } \phi_R \subset [-R - 1, R + 1]$ and $\phi_R = 1$ on $[-R, R]$.

We now assert that there exist R , h and δ such that

$\left\| (1 - \psi_h)\phi_R\sqrt{w}\Theta_\delta\left(\frac{f}{\sqrt{w}}\right) - f \right\|_{L^2} < \varepsilon$. To prove this assertion write

$$\begin{aligned} (1 - \psi_h)\phi_R\sqrt{w}\Theta_\delta\left(\frac{f}{\sqrt{w}}\right) - f &= (1 - \psi_h)\phi_R\sqrt{w}\Theta_\delta\left(\frac{f}{\sqrt{w}}\right) - (1 - \psi_h)\phi_R\sqrt{w}\left(\frac{f}{\sqrt{w}}\right) + \\ &\quad + (1 - \psi_h)\phi_R\sqrt{w}\left(\frac{f}{\sqrt{w}}\right) - \phi_R f + \phi_R f - f \\ &= (1 - \psi_h)\phi_R\sqrt{w}\left(\Theta_\delta\left(\frac{f}{\sqrt{w}}\right) - \frac{f}{\sqrt{w}}\right) + \psi_h\phi_R f + (\phi_R - 1)f. \end{aligned}$$

Observe that $(1 - \psi_h)\sqrt{w} \in C^{(0)}(\mathcal{A}^c)$ implies $(1 - \psi_h)\phi_R\sqrt{w} \in C_0^{(0)}(\mathcal{A}^c)$. Hence

$$\begin{aligned} \left\| (1 - \psi_h)\phi_R\sqrt{w}\Theta_\delta\left(\frac{f}{\sqrt{w}}\right) - f \right\|_{L^2} &\leq \left\| (1 - \psi_h)\phi_R\sqrt{w}\left(\Theta_\delta\left(\frac{f}{\sqrt{w}}\right) - \frac{f}{\sqrt{w}}\right) \right\|_{L^2} + \\ &\quad + \|\psi_h f\|_{L^2} + \|(\phi_R - 1)f\|_{L^2} \\ &\leq \|(1 - \psi_h)\phi_R\sqrt{w}\|_\infty \left\| \Theta_\delta\left(\frac{f}{\sqrt{w}}\right) - \frac{f}{\sqrt{w}} \right\|_{L^2} + \\ &\quad + \|\psi_h f\|_{L^2} + \|(\phi_R - 1)f\|_{L^2} \\ &\leq \|(1 - \psi_h)\phi_R\sqrt{w}\|_\infty \delta + \|\psi_h f\|_{L^2} + \|(\phi_R - 1)f\|_{L^2}. \end{aligned}$$

We will now consider each term on the right side of the last inequality separately. Regarding the last term,

$\|(\phi_R - 1)f\|_{L^2} = \left(\int_{|\cdot| \geq R} |f|^2\right)^{1/2}$ and so R can be fixed so that $\|(\phi_R - 1)f\|_{L^2} \leq \varepsilon/3$. Next, by definition of ψ_h , $\|\psi_h f\|_{L^2} = \left(\int_{\mathcal{A}_{3h}} |f|^2\right)^{1/2}$ and, since $|f|^2 \in L^1$, it follows from Lemma 38 that $\lim_{h \rightarrow 0} \int_{\mathcal{A}_{3h}} |f|^2 = 0$. A value of h can now be chosen so that $\|\psi_h f\|_{L^2} \leq \varepsilon/3$. Now we have

$$\left\| (1 - \psi_h) \phi_R \sqrt{w} \Theta_\delta \left(\frac{f}{\sqrt{w}} \right) - f \right\|_{L^2} \leq \|(1 - \psi_h) \phi_R \sqrt{w}\|_\infty \delta + 2\varepsilon/3,$$

for all $f \in \sqrt{w}C_0^{(0)}(\mathcal{A}^c)$.

The last step is to choose δ so that $\|(1 - \psi_h) \phi_R \sqrt{w}\|_\infty \delta \leq \varepsilon/3$, and the theorem follows. ■

The next result is the analogue of Corollary 41.

Corollary 46 *Suppose the weight function w has property W01 w.r.t. the set \mathcal{A} as well as having property W02 or W03.*

Then $(C_0^\infty(\mathbb{R}^d \setminus \mathcal{A}))^\vee$ is dense in X_w^0 .

Proof. Since the Fourier transform is a homeomorphism from L^2 to L^2 it follows from Theorem 40 that $(\sqrt{w}C_0^\infty(\mathbb{R}^d \setminus \mathcal{A}))^\vee$ is dense in L^2 .

Now **since w has property W02 or W03** by Theorem 25 the operator $\mathcal{J} : L^2 \rightarrow X_w^0$ of Definition 24 is a homeomorphism with inverse denoted by \mathcal{I} and we now show that

$$\mathcal{J} : (\sqrt{w}C_0^\infty(\mathbb{R}^d \setminus \mathcal{A}))^\vee \rightarrow (C_0^\infty(\mathbb{R}^d \setminus \mathcal{A}))^\vee,$$

is onto which means that $(C_0^\infty(\mathbb{R}^d \setminus \mathcal{A}))^\vee$ is dense in X_w^0 .

Now $\mathcal{J}u = (\widehat{u}/\sqrt{w})^\vee \in (C_0^\infty(\mathbb{R}^d \setminus \mathcal{A}))^\vee$. Further, if $v \in (C_0^\infty(\mathbb{R}^d \setminus \mathcal{A}))^\vee$ then

$$\mathcal{J}^{-1}v = \mathcal{I}v = (\sqrt{w}\widehat{u})^\vee \in (\sqrt{w}C_0^\infty(\mathbb{R}^d \setminus \mathcal{A}))^\vee,$$

and so 1.45 is onto. ■

Remark 47 *We can replace W02 or W03 by the weaker properties W2.1 and W2.2 discussed in part 11 of Remark 2.*

1.3.6 The Hilbert spaces $X_{w:K}^0$

Definition 48 *If $K \subset \mathbb{R}^d$ is a closed set then*

$$X_{w:K}^0 := (X_w^0)_K := \{f \in X_w^0 : \text{supp } f \subseteq K\},$$

which we endow with the subspace norm.

This notation is analogous to the Sobolev space notation of Petersen [52] following Exercise 3:4.10 on p243.

Theorem 49 *$X_{w:K}^0$ is a closed subspace of X_w^0 and hence a Hilbert space.*

Proof. If $X_{w:K}^0$ is empty then it is automatically closed. Suppose it is not empty.

Suppose $\{f_k\}$ is Cauchy series in $(X_w^0)_K$. Then, because this space has been endowed with the subspace norm, $\{f_k\}$ is a Cauchy series in X_w^0 and thus converges to some $f \in X_w^0$. Suppose $f(x) \neq 0$ for some $x \notin K$. But

$$\begin{aligned} |f(x)| &\leq |f(x) - f_k(x)| + |f_k(x)| = |f(x) - f_k(x)| = \left| (f - f_k, R_x)_{w,0} \right| \\ &\leq \|f - f_k\|_{w,0} \|R_x\|_{w,0} \\ &\rightarrow 0, \end{aligned}$$

as $k \rightarrow \infty$ which contradicts $f(x) \neq 0$. Thus $\text{supp } f \subseteq K$ and $(X_w^0)_K$ is closed and hence a Hilbert space. ■

1.4 Basis functions

In this section we will define a (unique) basis function of order zero generated by a weight function with property W02/W03, and note that this contrasts with the positive order case where the basis function is only unique modulo a space of polynomials. Basis functions are generally denoted by G and will always be members of X_w^0 . If a weight function has property W02/W03 for parameter κ it will be shown that $G \in C_B^{(\lfloor 2\kappa \rfloor)}$, whereas in general we know that $X_w^0 \subset C_B^{(\lfloor \kappa \rfloor)}$. Basis functions are used to construct solutions to the variational interpolation problem of Chapter 2 of this document and to the two smoothing problems studied subsequently in Chapters 7 and 8.

We will also derive results concerning the basis functions generated by the tensor (or direct) product of weight functions with reference to the example of the extended B-spline basis functions introduced in Subsection 1.2.9.

Definition 50 *Basis function*

Suppose a weight function w has property W02 or W03. Then $\frac{1}{w} \in L^1$ and hence by Lemma 28, $(\frac{1}{w})^\vee \in C_B^{(0)}$. We now define the unique basis function G of order 0 generated by w to be

$$G = \left(\frac{1}{w} \right)^\vee. \quad (1.46)$$

A simple consequence of this definition is that

$$\overline{G(x)} = G(-x), \quad (1.47)$$

from which follow the results:

Theorem 51 Suppose G is a basis function of order 0. Then as distributions and for all α :

1. $G(0)$ is real.
2. $(D^\alpha G)(-x) = (-1)^{|\alpha|} \overline{D^\alpha G}(x)$;
3. $(D^\alpha \operatorname{Re} G)(-x) = (-1)^{|\alpha|} D^\alpha \operatorname{Re} G(x)$ and $(D^\alpha \operatorname{Im} G)(-x) = (-1)^{|\alpha|+1} D^\alpha \operatorname{Im} G(x)$;
4. When $|\alpha|$ is even $D^\alpha \operatorname{Re} G$ is even and when $|\alpha|$ is odd $D^\alpha \operatorname{Re} G$ is odd;
5. When $|\alpha|$ is odd $D^\alpha \operatorname{Im} G$ is even and when $|\alpha|$ is even $D^\alpha \operatorname{Im} G$ is odd;
6. $\left((aD)^k G \right)(-x) = (-1)^k \left((aD)^k \overline{G} \right)(x) = \left((-aD)^k \overline{G} \right)(x)$, $k \geq 0$; $a \in \mathbb{R}^d$;

The next theorem makes two important points:

- (1) unlike in the positive order case basis functions are unique and are data functions i.e. they are members of X_w^0 ;
- (2) scaling can be used to enlarge the classes of weight functions available.

Theorem 52 Suppose w has property W02 or W03 for κ . Then:

1. The basis function G generated by the weight function w is a member of X_w^0 .
2. **Vector scaling/dilation** If $\lambda \in \mathbb{R}^d$ and $\lambda > 0$ then the weight function $\lambda^1 w(t./\lambda)$ has property W02/W03 for κ iff w has property W02/W03 for κ , and $G(\lambda x)$ is the basis function generated by $\lambda^1 w(t./\lambda)$.
3. **Scalar scaling/dilation** If $\lambda \in \mathbb{R}^1$ and $\lambda > 0$ then the weight function $\lambda^d w(t/\lambda)$ has property W02/W03 for κ iff w has property W02/W03 for κ , and $G(\lambda x)$ is the basis function generated by $\lambda^d w(t/\lambda)$.

Proof. Parts 1 and 2 Since $C_B^{(0)} \subset S'$ it follows that $G \in S'$, $\widehat{G} \in L_{loc}^1$ and $\sqrt{w}\widehat{G} = \frac{1}{\sqrt{w}} \in L^2$ i.e. $G \in X_w^0$.

Further, $\widehat{G(\lambda x)} = \frac{1}{\lambda^1} \widehat{G}(t./\lambda) = \frac{1}{\lambda^1 w(t./\lambda)}$ so the corresponding weight function is $\lambda^1 w(\frac{t}{\lambda})$. But by part 8 of Remark 2 this is a weight function with the same parameter κ as w .

Part 3 Use $\lambda 1$ in part 2 so that $(\lambda 1)^1 = \lambda^d$. ■

1.4.1 The smoothness of basis functions: L^1 theory

Not only is the basis function a data function but all basis function derivatives up to order $\lfloor \kappa \rfloor$ are data functions:

Theorem 53 *Suppose the weight function w has property **W02** for scalar parameter κ . Then the basis function G generated by w is in $C_B^{(\max\lfloor 2\kappa \rfloor)}(\mathbb{R}^d)$. Additionally, the inverse Fourier transform formulas*

$$D^\beta G(x) = \frac{1}{(2\pi)^{d/2}} \int e^{ix\xi} \widehat{D^\beta G}(\xi) d\xi, \quad |\beta| \leq 2\kappa, \quad (1.48)$$

hold and $D^\beta G \in X_w^0$ when $|\beta| \leq \kappa$.

Proof. Since property W02 implies $\frac{1}{w} \in L^1$ and $\frac{|\cdot|^{2\kappa}}{w} \in L^1$, an application of the formula of part 2 of Lemma 28 with $f = \frac{1}{w}$ proves $G \in C_B^{(\lfloor 2\kappa \rfloor)}$. Formula 1.48 then follows from equation 1.33 of Lemma 28.

Now to prove $D^\beta G \in X_w^0$. Firstly, $G \in S'$ implies $D^\beta G \in S'$. Next, for compact K , $\int_K \left| \widehat{D^\beta G} \right| \leq \int_K \frac{|\cdot|^{|\beta|}}{w} < \infty$ since $\frac{1}{w} \in L^1$. Finally, for $|\beta| \leq \kappa$, 1.35 implies

$$\|D^\beta G\|_{w,0}^2 = \int w \left| \widehat{D^\beta G} \right|^2 = \int \frac{\xi^{2\beta}}{w} \leq \int \frac{|\cdot|^{2|\beta|}}{w} < \infty, \quad (1.49)$$

since w has property W02. ■

Remark 54

1. If the set of values of 2κ has a finite upper bound then although $\max 2\kappa$ may not exist e.g. the extended B-splines example below, $\max \lfloor 2\kappa \rfloor$ always exists because $\lfloor 2\kappa \rfloor$ only takes integer values.
2. Allowing κ to take non-integer values in the definition of weight property W02 (Definition 1) can yield an extra order of smoothness e.g. the Sobolev spline example below.

Theorem 55 *Suppose the weight function w has property **W03** for parameter κ . Then the basis function G generated by w is in $C_B^{(\max\lfloor 2\kappa \rfloor)}(\mathbb{R}^d)$. Additionally, the inverse Fourier transform formulas*

$$D^\beta G(x) = \frac{1}{(2\pi)^{d/2}} \int e^{ix\xi} \widehat{D^\beta G}(\xi) d\xi, \quad \beta \leq 2\kappa, \quad (1.50)$$

hold and $D^\beta G \in X_w^0$ when $\beta \leq \kappa$.

Proof. Since property W03 implies $\frac{1}{w} \in L^1$ and $\frac{\xi^{2\kappa}}{w} \in L^1$, an application of the formula of part 2 of Lemma 28 with $f = \frac{1}{w}$ proves $G \in C_B^{(\lfloor 2\kappa \rfloor)}$ and so $G \in C_B^{(\max\lfloor 2\kappa \rfloor)}$. Formula 1.50 then follows from equation 1.33 of Lemma 28.

Now to prove $D^\beta G \in X_w^0$. Firstly, $G \in S'$ implies $D^\beta G \in S'$. Next, for compact K , $\int_K \left| \widehat{D^\beta G} \right| \leq \int_K \frac{|\xi^\beta|}{w} \leq \int_K \frac{|\xi|^{|\beta|}}{w} < \infty$ since $\frac{1}{w} \in L^1$. Finally, for $\beta \leq \kappa$, 1.36 implies

$$\|D^\beta G\|_{w,0}^2 = \int w \left| \widehat{D^\beta G} \right|^2 = \int \frac{\xi^{2\beta}}{w} < \infty, \quad (1.51)$$

since w has property W03. ■

Corollary 56 *Suppose the weight function w has property **W02** or **W03** for parameter κ . Then the basis function satisfies $G \in C_B^{(\max\lfloor 2\kappa \rfloor)}$.*

Proof. From Theorem 4, if w has property W03 for (vector) parameter κ then w has property W02 for $\frac{\kappa}{2}$ and hence Theorem 53 implies $G \in C_B^{(\lfloor 2\kappa \rfloor)} = C_B^{(\lfloor 2\kappa \rfloor)}$. If w has property W02 for parameter κ then $C_B^{(\lfloor 2\kappa \rfloor)} = C_B^{(\lfloor 2\kappa \rfloor)}$ since κ is now a scalar. ■

1.4.2 The smoothness of basis functions: L^2 theory

Theorem 57 *Suppose the weight function w has property **W02** or **W03**. Suppose the basis function generated by w satisfies $D^\beta G \in L^2$.*

Then 1.50 also holds in the L^2 sense.

1.4.3 Radial basis functions

Theorem 58 *If a weight function w is radial with property W02 for parameter κ . Then the basis function, say G , is also radial. In fact*

$$G(x) = (2\pi)^{-\frac{d}{2}} \int_{\mathbb{R}^1} \frac{e^{i|x|s}}{\overset{\circ}{w}(s)} ds,$$

where $\frac{1}{\overset{\circ}{w}(s)} = \int_{\mathbb{R}^{d-1}} \frac{d\xi''}{w(s, \xi'')} and $\frac{1}{\overset{\circ}{w}} \in L^1(\mathbb{R}^1)$.$

Further, if $\overset{\circ}{w}$ is continuous and positive outside a closed set of measure zero then $\overset{\circ}{w}$ is a weight function with property W02 for κ .

Proof. By definition, $G(x) = (2\pi)^{-\frac{d}{2}} \int \frac{e^{-ix\xi}}{w(\xi)} d\xi$ and so Lemma 8 with $u(x\xi) = e^{-ix\xi}$ yields

$$G(x) = (2\pi)^{-\frac{d}{2}} \int_{\mathbb{R}^1} \frac{e^{-i|x|s}}{\overset{\circ}{w}(s)} ds \text{ and } \int_{\mathbb{R}^1} \frac{1}{\overset{\circ}{w}} = \int \frac{1}{w} < \infty. \text{ Finally}$$

$$\int \frac{s^{2\kappa} ds}{\overset{\circ}{w}(s)} = \int \int \frac{s^{2\kappa} ds d\xi''}{w(s, \xi'')} \leq \int \frac{|\cdot|^{2\kappa}}{w} < \infty,$$

so that $\overset{\circ}{w}$ is a weight function with property W02 for κ . ■

The radial functions used in Examples 1.2.5 to generate weight functions (generally denoted by G), namely the shifted thin-plate splines, Gaussian and Sobolev splines (univariate Laplacian kernels) can be used as radial basis functions. The basis functions associated with the extended B-spline weight functions will be derived below in Subsection 1.4.5.

Example 59 The Shifted thin-plate splines *The basis functions are given by 1.12 where $-d/2 < v < 0$ i.e.*

$$G(x) = (-1)^{\lceil v \rceil} \left(1 + |x|^2\right)^v, \quad -d/2 < v < 0. \quad (1.52)$$

The weight function has property W02 for all $\kappa \geq 0$. Hence by Theorem 53, the basis function lies in $C_B^{(\lfloor 2\kappa \rfloor)}$ for $\kappa \geq 0$ and so is a C_B^∞ function.

Example 60 The Gaussian *The weight function 1.17 has property W02 for $\kappa \geq 0$ and the basis function is given by 1.16 i.e. $G(x) = e^{-|x|^2}$. Hence by Theorem 53, we have $G \in C_B^{(\lfloor 2\kappa \rfloor)}$ for $\kappa \geq 0$ and so $G \in C_B^\infty$. In fact $G \in S$.*

Example 61 Sobolev splines *The basis function is 1.18 i.e.*

$$G(x) = \frac{1}{2^{v-1}\Gamma(v)} \tilde{K}_{v-d/2}(|x|), \quad x \in \mathbb{R}^d,$$

where $v > d/2$. It was shown in Examples 1.2.5 that property W02 holds for all $0 \leq \kappa < v - d/2$. Now by Remark 54, $G \in C_B^{(\lfloor 2\kappa \rfloor)}$ and we see that $\max \lfloor 2\kappa \rfloor = \lfloor 2v - d \rfloor$ when $2v$ is not an integer and $\overline{\lfloor 2\kappa \rfloor} = \lfloor 2v - d \rfloor - 1$ when $2v$ is an integer. This is an example where allowing κ to take non-integer values in the definition of weight property W02 (Definition 1) yields an **extra order of smoothness**. An example is when $v - d/2 = 1\frac{3}{4}$.

Example 62 *The weight functions of Examples 12 and 13. Suggestion: consider case where $v = 1$. Use the radial function integration formulas from the appendix of the positive order basis function document. Then, if necessary, use formulas for $\int x^s J_\nu(x) dx$ and $\int_0^1 x^s J_\nu(x) dx$ from the reference text [??] e.g. equations 13 and 14 in 6.552 where $S_{\mu, \nu}$ denotes the Lommel functions of 8.57.*

1.4.4 Basis functions generated by tensor product weight functions

Here we prove that the basis function of a tensor product weight function is the tensor product of basis functions.

Theorem 63 *Suppose w_1 and w_2 are weight functions which satisfy property W02 or W03 for parameter κ . Then part 2 of Theorem 15 implies that $w = w_1 \otimes w_2$ is a tensor product weight function satisfying property W02 or W03 for parameter κ .*

We prove here that $G = G_1 \otimes G_2$ where G_1, G_2 and G are the basis functions of order 0 generated by w_1, w_2 and w respectively.

Proof. Here each $G_i \in C_B^{(0)}$ and so each $G_i \in S'$ and we are interested in the tensor product of members of S' . In this proof we refer to results from Vladimirov [59] where the term *direct products* is used instead of *tensor products* and S' is referred to as the space of generalized functions of slow growth. In Subsection 2.8.5 of Vladimirov it is shown that $G_1 \otimes G_2 \in S'$ and in part (e) of Subsection 2.9.3 it is shown that $\widehat{G} = \widehat{G_1} \otimes \widehat{G_2}$. Thus

$$\widehat{G} = \widehat{G_1} \otimes \widehat{G_2} = \frac{1}{w_1} \otimes \frac{1}{w_2} = \frac{1}{w_1 \otimes w_2} = \frac{1}{w}.$$

■

Corollary 64 *Suppose that $\{w_i\}$ is a set of weight functions which satisfy W02 or W03 for parameter κ . Then by part 2 of Theorem 15 $w = \otimes w_i$ is a tensor product weight function satisfying property W02/W03 for parameter κ .*

Further suppose that $\{G_i\}$ is the set of basis functions of order 0 generated by the w_i .

We claim here that $G = \otimes G_i$ is a basis function of order zero generated by w .

Proof. By induction using Theorem 63. ■

One of the main motivations of this document is to define the weight functions so that tensor product hat functions are basis functions. The following corollary shows that the hat function is a basis function in any dimension.

Corollary 65 *Suppose Λ is the d -dimensional tensor product hat function. Then Λ is the basis function of order zero generated by the weight function $\frac{1}{\Lambda}$.*

1.4.5 The extended B-spline basis functions

In this subsection we will derive the basis functions of zero order generated by the class of tensor product weight functions studied in Subsection 1.2.9, namely the extended B-spline weight functions. The extended B-spline weight functions were so named because their basis functions will turn out to be the derivatives of the convolutions of hat functions, denoted $(*\Lambda)^l$, $l = 1, 2, 3, \dots$ and these are the B-splines. The next theorem gives the unique tensor product basis function of zero order generated by these weight functions assuming they have property W03.

Theorem 66 *The extended B-spline basis functions. Suppose w_s is the extended B-spline weight function considered in Theorem 19 and suppose w_s has property W03 for κ i.e. $\kappa + 1/2 < n\mathbf{1} \leq l\mathbf{1}$.*

Then the basis function G_s of order zero generated by w is the tensor product $G_s(x) = \prod_{k=1}^d G_1(x_k)$ where

$$G_1(t) = (-1)^{l-n} \frac{(2\pi)^{l/2}}{2^{2(l-n)+1}} D^{2(l-n)} \left((*\Lambda)^l \right) \left(\frac{t}{2} \right), \quad t \in \mathbb{R}^1, \quad (1.53)$$

and $(\Lambda)^l$ denotes the convolution of l 1-dimensional hat functions. Further, if $n < l$ we have*

$$D^{2(l-n)} (*\Lambda)^l = \frac{(-1)^{l-n}}{(2\pi)^{(l-n)/2}} (*\Lambda)^{n-1} * \sum_{k=-(l-n)}^{l-n} (-1)^k \binom{2(l-n)}{l-n+k} \Lambda(\cdot - k),$$

$G_1 \in C_0^{2n-2}(\mathbb{R}^1)$ with $\|D^{2n-2}G_1\|_\infty = \frac{\sqrt{2\pi}}{2^{2l+1}} \binom{2l-2}{l-1}$.

Further, $D^{2n-1}G_1$ is a bounded step function with bounded support and $\|D^{2n-1}G_1\|_\infty = \frac{\sqrt{2\pi}}{2^{2l+2}} \binom{2l-1}{l-1}$ and $D^{2n}G_1$ is the finite sum of translated delta functions.

Finally, $G_s \in C_0^{(2n-2)\mathbf{1}}(\mathbb{R}^d)$, the functions $\{D^\alpha G_s : (2n-2)\mathbf{1} < \alpha \leq (2n-1)\mathbf{1}\}$ are bounded with bounded support, and $D^{2n\mathbf{1}}G_s$ is the finite sum of translated delta functions.

Proof. In this proof it will be better to use the operator notation $F[f]$ for the Fourier transform instead of \widehat{f} .

Define $w_1(t) = \frac{t^{2n}}{\sin^{2l}t}$, $t \in \mathbb{R}$. Since the 1-dimensional hat function Λ satisfies

$$F[\Lambda](t) = (2\pi)^{-1/2} \left(\frac{\sin(t/2)}{t/2} \right)^2, \quad t \in \mathbb{R}, \quad (1.54)$$

we have

$$\begin{aligned}
\frac{1}{w_1(t)} &= \frac{\sin^{2l} t}{t^{2n}} = t^{2(l-n)} \left(\frac{\sin t}{t}\right)^{2l} = (2\pi)^{l/2} t^{2(l-n)} (F[\Lambda](2t))^l \\
&= (2\pi)^{l/2} t^{2(l-n)} F\left[(*\Lambda)^l\right](2t) \\
&= (2\pi)^{l/2} \left(\frac{1}{2}\right)^{2(l-n)} \left(t^{2(l-n)} F\left[(*\Lambda)^l\right]\right)(2t) \\
&= (2\pi)^{l/2} \left(\frac{i}{2}\right)^{2(l-n)} F\left[D^{2(l-n)}(*\Lambda)^l\right](2t) \\
&= (-1)^{l-n} \frac{(2\pi)^{l/2}}{2^{2(l-n)}} F\left[D^{2(l-n)}(*\Lambda)^l\right](2t),
\end{aligned}$$

Now since the parameters n and l used to define the weight function w are independent of the dimension d , w_1 satisfies properties W01 and W03 and so $1/w_1 \in L^1$. Also

$$\begin{aligned}
G_1(t) &= F^{-1}\left[\frac{1}{w_1}\right](t) = (-1)^{l-n} \frac{(2\pi)^{l/2}}{2^{2(l-n)}} F^{-1}\left[F\left[D^{2(l-n)}(*\Lambda)^l\right](2t)\right](t) \\
&= (-1)^{l-n} \frac{(2\pi)^{l/2}}{2^{2(l-n)}} \frac{1}{2} D^{2(l-n)}(*\Lambda)^l\left(\frac{t}{2}\right) \\
&= (-1)^{l-n} \frac{(2\pi)^{l/2}}{2^{2(l-n)+1}} D^{2(l-n)}(*\Lambda)^l\left(\frac{t}{2}\right).
\end{aligned}$$

We will require the convolution identities

$$\delta(\cdot - a) * f = (2\pi)^{-1/2} f(\cdot - a), \quad f \in \mathcal{D}',$$

and

$$(*(\delta(\cdot - 1) - 2\delta + \delta(\cdot + 1)))^m = \frac{(-1)^m}{(2\pi)^{(m-1)/2}} \sum_{k=-m}^m (-1)^k \binom{2m}{m+k} \delta(\cdot - k).$$

Now suppose that $n < l$. Then in one dimension

$$\begin{aligned}
D^{2(l-n)}(*\Lambda)^l &= (*\Lambda)^n * (*D^2\Lambda)^{l-n} = (*\Lambda)^n * (*(\delta(\cdot - 1) - 2\delta + \delta(\cdot + 1)))^{l-n} \\
&= \frac{(-1)^{l-n}}{(2\pi)^{(l-n-1)/2}} (*\Lambda)^n * \sum_{k=-(l-n)}^{l-n} (-1)^k \binom{2(l-n)}{l-n+k} \delta(\cdot - k) \\
&= \frac{(-1)^{l-n}}{(2\pi)^{(l-n)/2}} (*\Lambda)^{n-1} * \sum_{k=-(l-n)}^{l-n} (-1)^k \binom{2(l-n)}{l-n+k} \Lambda(\cdot - k).
\end{aligned}$$

Further

$$\begin{aligned}
D^{2n-2}G_1(t) &= (-1)^{l-n} \frac{(2\pi)^{l/2}}{2^{2l+1}} \left(D^{2n-2}D^{2(l-n)}(*\Lambda)^l\right)\left(\frac{t}{2}\right) \\
&= (-1)^{l-n} \frac{(2\pi)^{l/2}}{2^{2l+1}} \left(D^{2l-2}(*\Lambda)^l\right)\left(\frac{t}{2}\right) \\
&= (-1)^{l-n} \frac{(2\pi)^{l/2}}{2^{2l+1}} \left((*D^2\Lambda)^{l-1} * \Lambda\right)\left(\frac{t}{2}\right) \\
&= (-1)^{l-n} \frac{(2\pi)^{l/2}}{2^{2l+1}} \left(*(\delta(\cdot - 1) - 2\delta + \delta(\cdot + 1)))^{l-1} * \Lambda\right)\left(\frac{t}{2}\right) \\
&= (-1)^{n-1} \frac{(2\pi)^{l/2}}{2^{2l+1}} \frac{(-1)^{l-1}}{(2\pi)^{\frac{l-2}{2}}} \sum_{\substack{k=- \\ -(l-1)}}^{l-1} (-1)^k \binom{2l-2}{l-1+k} (\delta(\cdot - k) * \Lambda)\left(\frac{t}{2}\right) \\
&= (-1)^{n-1} \frac{(2\pi)^{l/2}}{2^{2l+1}} \frac{(-1)^{l-1}}{(2\pi)^{\frac{l-1}{2}}} \sum_{k=-(l-1)}^{l-1} (-1)^k \binom{2l-2}{l-1+k} \Lambda\left(\frac{t}{2} - k\right) \\
&= (-1)^{n+l} \frac{\sqrt{2\pi}}{2^{2l+1}} \sum_{k=-(l-1)}^{l-1} (-1)^k \binom{2l-2}{l-1+k} \Lambda\left(\frac{t}{2} - k\right), \tag{1.55}
\end{aligned}$$

which is a continuous, piecewise linear function with bounded support. thus

$$\|D^{2n-2}G_1\|_\infty = \frac{\sqrt{2\pi}}{2^{2l+1}} \max_{k=-(l-1)}^{l-1} \binom{2l-2}{l-1+k} = \frac{\sqrt{2\pi}}{2^{2l+1}} \binom{2l-2}{l-1},$$

and so

$$\begin{aligned} \|D^{2n-1}G_1\|_\infty &= \frac{\sqrt{2\pi}}{2^{2l+1}} \max_{k=-(l-1)}^{l-1} \left| (-1)^{k+1} \binom{2l-2}{l-1+k+1} - (-1)^k \binom{2l-2}{l-1+k} \right| / 2 \\ &= \frac{\sqrt{2\pi}}{2^{2l+2}} \max \left\{ \max_{k=-(l-1)}^{l-1} \left| (-1)^{k+1} \binom{2l-2}{l-1+k+1} - (-1)^k \binom{2l-2}{l-1+k} \right|, 2l-2 \right\} \\ &= \frac{\sqrt{2\pi}}{2^{2l+2}} \max \left\{ \max_{k=-(l-1)}^{l-1} \left(\binom{2l-2}{l-1+k+1} + \binom{2l-2}{l-1+k} \right), 2l-2 \right\} \\ &= \frac{\sqrt{2\pi}}{2^{2l+2}} \max \left\{ \max_{k=0}^{l-2} \left(\binom{2l-2}{k} + \binom{2l-2}{k+1} \right), 2l-2 \right\} \\ &= \frac{\sqrt{2\pi}}{2^{2l+2}} \max \left\{ \max_{k=0}^{l-2} \binom{2l-1}{k+1}, 2l-2 \right\} \\ &= \frac{\sqrt{2\pi}}{2^{2l+2}} \max \left\{ \binom{2l-1}{l-1}, 2l-2 \right\} \\ &= \frac{\sqrt{2\pi}}{2^{2l+2}} \binom{2l-1}{l-1}. \end{aligned}$$

The other stated properties of G_1 and G_s now follow directly. ■

Remark 67 ?? *TRY USING YOUNG'S inequality to estimate $\|D^j G_s\|_\infty$ in 1 dimension!*

Use the following convolution estimate from Section 12B of Jones [37]:

Suppose $\frac{1}{p'_1} + \frac{1}{p'_2} + \dots + \frac{1}{p'_N} = \frac{1}{r'}$ where $\forall i \frac{1}{p'_i} = 1 - \frac{1}{p_i}$, $\frac{1}{r'} = 1 - \frac{1}{r}$ and $p_i, r \geq 1$.

Then

$$\|f_1 * f_2 * \dots * f_N\|_r \leq \|f_1\|_{p_1} \|f_2\|_{p_2} \dots \|f_N\|_{p_N}.$$

Suppose the p_i s are all equal. In this case $Nr' = p'_i$, $p_i = \frac{Nr'}{Nr'-1} = \frac{N}{N-1+1/r}$ and so

$$\|f_1 * f_2 * \dots * f_N\|_r \leq \|f_1\|_{\frac{N}{N-1+1/r}} \|f_2\|_{\frac{N}{N-1+1/r}} \dots \|f_N\|_{\frac{N}{N-1+1/r}}. \quad (1.56)$$

Thought: choose different norms for the hat and the rectangle function.

Assume $l = n$ so that $G_s(t) = \frac{(2\pi)^{n/2}}{2} ((*\Lambda)^n) \left(\frac{t}{2}\right)$, $D^j G_s(t) = \frac{(2\pi)^{n/2}}{2^j} D^j ((*\Lambda)^n) \left(\frac{t}{2}\right)$ and hence

$$\|D^j G_s\|_\infty = \frac{(2\pi)^{n/2}}{2^j} \|D^j ((*\Lambda)^n)\|_\infty, \quad j \leq 2n-1. \quad (1.57)$$

Further assume that $j \leq n$. Then

$$\|D^j ((*\Lambda)^n)\|_\infty = \left\| (*D\Lambda)^j * (*\Lambda)^{n-j} \right\|_\infty \leq \left\| (*D\Lambda)^j \right\|_p \left\| (*\Lambda)^{n-j} \right\|_q, \quad (1.58)$$

where $\frac{1}{p} + \frac{1}{q} = 1$. Let $t := 1/np$. Equation 1.56 now implies

$$\begin{aligned}
\|D^j ((*\Lambda)^n)\|_\infty &\leq \|D\Lambda\|_{\frac{n}{n-1+1/p}}^j \|\Lambda\|_{\frac{n}{n-1+1/q}}^{n-j} = \|D\Lambda\|_{\frac{n}{n-1+1/p}}^j \|\Lambda\|_{\frac{n}{n-1/p}}^{n-j} = \\
&= \|D\Lambda\|_{\frac{j}{1-\frac{1}{n}+t}}^j \|\Lambda\|_{\frac{1}{1-t}}^{n-j} \\
&: a := \frac{1}{1-\frac{1}{n}+t}, \quad b := \frac{1}{1-t} \Rightarrow \\
&= \|D\Lambda\|_a^j \|\Lambda\|_b^{n-j} \\
&= \left(\int_{-1}^1 1^a\right)^{j/a} \left(\int_{-1}^1 (1-|t|)^b dt\right)^{(n-j)/b} \\
&= \left(2\int_0^1 1\right)^{j/a} \left(2\int_0^1 (1-t)^b dt\right)^{(n-j)/b} \\
&= 2^{j/a} 2^{(n-j)/b} \left(\int_0^1 s^b ds\right)^{(n-j)/b} \\
&= 2^{j/a} 2^{(n-j)/b} \left(\frac{1}{b+1}\right)^{(n-j)/b} \\
&= 2^{j/a} 2^{(n-j)/b} \left(\frac{1}{2} \frac{2}{b+1}\right)^{(n-j)/b} \\
&= 2^{j/a} \left(\frac{2}{b+1}\right)^{(n-j)/b} \\
&= 2^{j(1-\frac{1}{n}+\frac{1}{np})} \left(\frac{2}{\frac{1}{1-t}+1}\right)^{(n-j)(1-t)} \\
&= 2^{j(1-\frac{1}{n}+\frac{1}{np})} \left(\frac{2-2t}{2-t}\right)^{(n-j)(1-t)} \\
&= 2^{j(1-\frac{1}{n}+\frac{1}{np})} \left(1-\frac{t}{2-t}\right)^{(n-j)(1-t)} \\
&= 2^{j(1-\frac{1}{n}+\frac{1}{np})} \left(1-\frac{1}{2np-1}\right)^{(n-j)(1-\frac{1}{np})}, \quad p \geq 1.
\end{aligned} \tag{1.59}$$

Thus

$$\begin{aligned}
\|D^j G_s\|_\infty &\leq (2\pi)^{n/2} 2^{-j} \|D^j ((*\Lambda)^n)\|_\infty \\
&= (2\pi)^{n/2} 2^{-j} 2^{j(1-\frac{1}{n}+\frac{1}{np})} \left(1-\frac{1}{2np-1}\right)^{(n-j)(1-\frac{1}{np})} \\
&= (2\pi)^{n/2} 2^{-\frac{j}{n}(1-\frac{1}{p})} \left(1-\frac{1}{2np-1}\right)^{(n-j)(1-\frac{1}{np})}.
\end{aligned}$$

From 1.78 and the definition of the basis function, when j is even $\|D^j G_s\|_\infty \leq |D^j G_s(0)| = (2\pi)^{-1/2} \int \frac{\sin^{2n} s}{s^{2n-j}}$ and so

$$\int \frac{\sin^{2n} s}{s^{2n-j}} \leq (\sqrt{2\pi})^{n+1} 2^{-\frac{j}{n}(1-\frac{1}{p})} \left(1-\frac{1}{2np-1}\right)^{(n-j)(1-\frac{1}{np})}, \quad j \text{ even}, 0 \leq j \leq n. \tag{1.60}$$

\Rightarrow

$$\int_0^\infty \frac{\sin^{2n} s}{s^m} \leq (\sqrt{2\pi})^{n+1} 2^{-\frac{2m-n}{n}(1-\frac{1}{p})} \left(1-\frac{1}{2np-1}\right)^{(m-n)(1-\frac{1}{np})}, \quad m \text{ even}, n \leq m \leq 2n. \tag{1.61}$$

?? The estimate on the RHS is far, far greater than the RHS.

1.4.6 Convolutions and products of weight and basis functions: W02 case

The results of this subsection will not be used later in this document. In this subsection we give several results concerning the product and convolution of basis functions. The next result gives conditions under which the product of two basis functions of order zero is a basis function of order zero.

Theorem 68 *Suppose the weight functions w_1 and w_2 have property W02 for parameter κ_i . Suppose G_1 and G_2 are the basis functions of order zero generated by the weight functions w_1 and w_2 . Suppose that $1/w_1$ is bounded a.e. or $G_1G_2 \in L^1$.*

Then the product G_1G_2 is a basis function of order zero generated by a weight function w which satisfies property W02 for parameter $\kappa = \min\{\kappa_1, \kappa_2\}$.

Further, $w \in C^{(0)}$ and $w(x) > 0$ for all x i.e. $\widehat{G_1G_2}(\xi) > 0$ for all ξ .

Proof. We first note that from Theorem 2.2 and Exercise 2.4 of Petersen [52], that if $f, g \in L^1$ then $f * g \in L^1$, $\widehat{f * g} = \widehat{f}\widehat{g}$ and, if f is bounded a.e., $f * g$ is a continuous, bounded function.

Now define the functions G and w by $\frac{1}{w} = \frac{1}{w_1} * \frac{1}{w_2} \in L^1$ and $\widehat{G} = \frac{1}{w}$. We now have $(\frac{1}{w})^\vee = (\frac{1}{w_1})^\vee (\frac{1}{w_2})^\vee$ i.e. $G = G_1G_2$.

If $G_1G_2 \in L^1$ then $\frac{1}{w} \in C_B^{(0)}$, and if $\frac{1}{w_1}$ is bounded a.e. then $\frac{1}{w_1} * \frac{1}{w_2} = \frac{1}{w} \in C_B^{(0)}$. Thus $|w(x)| \geq c > 0$ for some constant c , and is continuous whenever w is finite. But $w_1 \geq 0$ and $w_2 \geq 0$ a.e. so $w(x) \geq c$ for all x .

The next step is to show that $w(x) < \infty$ for all x . By definition of w_1 and w_2 there exist closed sets of measure zero, \mathcal{A}_1 and \mathcal{A}_2 such that w_i is continuous and positive outside \mathcal{A}_i . For each $x \in \mathbb{R}^d$, let $\mathcal{B}_x = (x - \mathcal{A}_1) \cup \mathcal{A}_2$ and note that \mathcal{B}_x is closed with measure zero, and that, as a function of y , $w_1(x - y)w_2(y)$ is continuous and positive on $\mathbb{R}^d \setminus \mathcal{B}_x$. Thus, we have for all x

$$\frac{1}{w(x)} = \frac{1}{(2\pi)^{d/2}} \int_{\mathbb{R}^d \setminus \mathcal{B}_x} \frac{dy}{w_1(x - y)w_2(y)} > 0, \quad (1.62)$$

and consequently that $w(x) < \infty$ for all x i.e. $w \in C^{(0)}(\mathbb{R})$.

It remains to be shown that w satisfies property W02 for $\kappa = \min\{\kappa_1, \kappa_2\}$. Suppose $0 \leq \lambda \leq \kappa$. Then, for some constant $c_\lambda > 0$

$$\begin{aligned} \int \frac{|x|^{2\lambda} dx}{w(x)} &\leq c_\lambda \int \int \frac{|x - y|^{2\lambda} dy dx}{w_1(x - y)w_2(y)} + c_\lambda \int \int \frac{|y|^{2\lambda} dy dx}{w_1(x - y)w_2(y)} \\ &= c_\lambda \int \frac{|x - y|^{2\lambda} dx}{w_1(x - y)} \int \frac{dy}{w_2(y)} + c_\lambda \int \frac{|y|^{2\lambda} dy}{w_2(y)} \int \frac{dx}{w_1(x - y)} \\ &= c_\lambda \int \frac{|\cdot|^{2\lambda}}{w_1} \int \frac{1}{w_2} + c_\lambda \int \frac{|\cdot|^{2\lambda}}{w_2} \int \frac{1}{w_1} \\ &< \infty. \end{aligned}$$

■

The last theorem can be expressed as the following weight function result.

Corollary 69 *Suppose w_1 and w_2 are two weight functions which satisfy W02 for $\kappa = \kappa_1$ and $\kappa = \kappa_2$ respectively. Further, suppose that $1/w_1$ is bounded. Define the function w by $\frac{1}{w} = \frac{1}{w_1} * \frac{1}{w_2}$.*

Then w is a weight function which has property W02 for $\kappa = \min\{\kappa_1, \kappa_2\}$.

Further, $w \in C^{(0)}(\mathbb{R})$ and $w(x) > 0$ for all x .

Remark 70 *Any basis function can be uniformly pointwise approximated by a sequence of basis functions which have Fourier transforms that are always positive.*

In fact, suppose G is a basis function for which $\widehat{G}(\xi) \not\equiv 0$ for all ξ . Define the sequence of functions $G_n(\xi) = \Lambda(\xi/n)G(\xi)$, $n = 1, 2, 3, \dots$. Clearly, by Theorem 17 and the previous theorem, G_n is a basis function for $\kappa_3 < \min\{1/2, \kappa_2\}$ and $\widehat{G}_n(\xi) > 0$ for all ξ .

Further, $G_n \rightarrow G$ uniformly pointwise. This is true because the definition of Λ implies

$$|G_n(\xi) - G(\xi)| \leq \begin{cases} \frac{|\xi|}{n} |G(\xi)|, & |\xi| \leq n, \\ |G(\xi)|, & |\xi| > n, \end{cases}$$

and the definition of G implies $\lim_{|\xi| \rightarrow \infty} G(\xi) = 0$.

A specific example is $G = \Lambda$ for which $\|G_n - G\|_\infty \leq 1/n$.

The next result gives conditions under which the convolution of two basis functions is a basis function. This is equivalent to a result showing that the product of two weight functions is a weight function.

Theorem 71 *Suppose G_1 and G_2 are the basis functions of order zero generated by the weight functions w_1 and w_2 respectively, and that each w_i has property **W02** for parameter κ_i . Then the following two results hold.*

1. If $G_1 \in L^1$, the convolution

$$G_1 * G_2 = \frac{1}{(2\pi)^{d/2}} \int G_1(x-y) G_2(y) dy,$$

is the basis function generated by the weight function $w = w_1 w_2$, and w satisfies property **W02** for $\kappa = \kappa_2$.

2. If we further assume that for an integer $n_1 \leq \kappa_1$, $D^{2\alpha} G_1 \in L^1$ when $|\alpha| = n_1$, then w satisfies property **W02** for parameter $\kappa = n_1 + \kappa_2$ and

$$D^{\gamma+\delta} (G_1 * G_2) = \frac{1}{(2\pi)^{d/2}} \int D^\gamma G_1(x-y) D^\delta G_2(y) dy, \quad |\gamma| \leq n_1, \quad |\delta| \leq \kappa_2. \quad (1.63)$$

Proof. Part 1. Define the function $w = w_1 w_2$. Clearly w is a weight function since if \mathcal{A}_1 and \mathcal{A}_2 are the weight sets, $w(x) > 0$ and $w \in C^{(0)}$ outside the set $\mathcal{A}_1 \cup \mathcal{A}_2$, which is closed and has measure zero. Since $\widehat{G}_1 = \frac{1}{w_1} \in C_B^{(0)}$ we have $\frac{1}{w_1 w_2} \in L^1$ and are able to define the function $\widehat{G} = \frac{1}{w_1 w_2}$. We now show that $G = G_1 * G_2$. First observe that because $G_1 \in L^1$ and $G_2 \in C_B^{(0)}$ the convolution integral exists. Now, by definition of G_2

$$\int G_1(x-y) G_2(y) dy = \frac{1}{(2\pi)^{d/2}} \int \int G_1(x-y) \frac{e^{iy\xi}}{w_2(\xi)} d\xi dy,$$

and, since that this integral is absolutely convergent, we can change the order of integration so that

$$\begin{aligned} \int G_1(x-y) G_2(y) dy &= \frac{1}{(2\pi)^{d/2}} \int \frac{1}{w_2(\xi)} \int e^{iy\xi} G_1(x-y) dy d\xi \\ &= \frac{1}{(2\pi)^{d/2}} \int \frac{1}{w_2(\xi)} \int e^{i(x-z)\xi} G_1(z) dz d\xi \\ &= \int \frac{e^{ix\xi}}{w_2(\xi)} \frac{1}{(2\pi)^{d/2}} \int e^{-iz\xi} G_1(z) dz d\xi. \end{aligned}$$

The final step uses Corollary 3.7 of Petersen [52]. This states that if $f \in L^1$ and $\widehat{f} \in L^1$ then $f(x) = \frac{1}{(2\pi)^{d/2}} \int e^{ix\xi} \widehat{f}(\xi) d\xi$ a.e. In our case we choose $f(x) = \frac{1}{w_1(-x)}$ and obtain

$$\frac{1}{(2\pi)^{d/2}} \int G_1(x-y) G_2(y) dy = \frac{1}{(2\pi)^{d/2}} \int \frac{e^{ix\xi} d\xi}{w_1(\xi) w_2(\xi)} = G(x).$$

Regarding property **W02**, if $0 \leq \lambda \leq \kappa_2$ then, $\int \frac{|\cdot|^{2\lambda}}{w_1 w_2} \leq \left\| \frac{1}{w_1} \right\|_\infty \int \frac{|\cdot|^{2\lambda}}{w_2} < \infty$.

Part 2. When $|\alpha| = n_1$, we have $\widehat{D^{2\alpha} G_1} = (-1)^{|\alpha|} \xi^{2\alpha} \widehat{G}_1 = (-1)^{n_1} \frac{\xi^{2\alpha}}{w_1}$ and $\widehat{D^{2\alpha} G_1} \in C_B^{(0)}$. Thus

$$\int \frac{|\cdot|^{2\kappa}}{w} = \int \frac{|\cdot|^{2n_1} |\cdot|^{2\kappa_2}}{w_1 w_2} = \sum_{|\alpha|=n_1} \frac{1}{\alpha!} \int \frac{\xi^{2\alpha}}{w_1(\xi)} \frac{|\xi|^{2\kappa_2}}{w_2(\xi)} d\xi < \infty,$$

and since $\frac{1}{w} \in L^1$, w satisfies **W02** for $\kappa = n_1 + \kappa_2$.

Suppose that $|\gamma| \leq n_1$ and $|\delta| \leq \kappa_2$. Since $G_1 \in C^{(2\kappa_1)}$, and $\int D^\gamma G_1(x-y) G_2(y) dy$ is absolutely convergent, we have

$$D^\gamma (G_1 * G_2) = \frac{1}{(2\pi)^{d/2}} \int D^\gamma G_1(x-y) G_2(y) dy = \frac{1}{(2\pi)^{d/2}} \int D^\gamma G_1(z) G_2(x-z) dz.$$

Since $G_2 \in C^{(2\kappa_2)}$ and $\int D^\gamma G_1(z) D^\delta G_2(x-z) dz$ is absolutely convergent we have our result. \blacksquare

1.4.7 Convolutions and products of weight and basis functions: W03 case

?? No theorems yet!

1.5 The Riesz representer of the evaluation functionals $f \rightarrow (D^\alpha f)(x)$

It was noted in Remark 32 that X_w^0 is a reproducing kernel Hilbert space. However, we will use the Riesz representer of the evaluation functional $f \rightarrow f(x)$ instead of the reproducing kernel because the former can be easily extended to the evaluation of derivatives. Thus in this section we calculate the Riesz representers of the evaluation functionals $f \rightarrow (D^\alpha f)(x)$ and derive some of their properties in two theorems; Theorem 72 assumes the weight function has property W02 and Theorem 73

assumes the weight function has property W03. In particular, in part 6 of these two results we show that the inclusion $X_w^0 \subset C_B^{(\lfloor \kappa \rfloor)}$ established in Theorem 29 is continuous when $C_B^{(\lfloor \kappa \rfloor)}$ is endowed with the usual supremum norm. The results of this section will find use in applications where, for example, higher degrees of differentiability of a smoother are required. The main tools used here are the inverse Fourier transform formulas of Theorems 53 and 55.

Theorem 72 *Suppose the weight function w has property W02 for some κ . Then:*

1. The unique Riesz representer $R_x \in X_w^0$ of the evaluation functional $f \rightarrow f(x)$ is

$$R_x(z) := (2\pi)^{-d/2} G(z-x). \quad (1.64)$$

2. If $|\alpha| \leq \kappa$ then $D^\alpha R_x \in X_w^0$ and the Riesz representer for the evaluation functional $f \rightarrow (D^\alpha f)(x)$ is $(-D)^\alpha R_x$.
3. If $|\alpha| \leq 2\kappa$ then $x \neq x'$ implies $D^\alpha R_x \neq D^\alpha R_{x'}$.
4. If $|\alpha| \leq \kappa$ and $|\beta| \leq \kappa$ then

$$(D^\alpha R_x, D^\beta R_y)_{w,0} = (-1)^{|\beta|} (D^{\alpha+\beta} R_x)(y) = (-1)^{|\alpha+\beta|} (D_x^\alpha R_x, D_y^\beta R_y)_{w,0}. \quad (1.65)$$

5. If $|\gamma| \leq 2\kappa$ then

$$(D^\gamma R_x)(y) = (-1)^{|\gamma|} \overline{(D^\gamma R_y)(x)}. \quad (1.66)$$

6. $\max_{|\beta| \leq \kappa} \|D^\beta f\|_\infty \leq (2\pi)^{-\frac{d}{4}} \max_{|\beta| \leq \kappa} \sqrt{(-1)^{|\beta|} D^{2\beta} G(0)} \|f\|_{w,0}, \quad f \in X_w^0.$

Proof. Part 1. From 1.64,

$$\widehat{R}_x(\xi) = (2\pi)^{-d/2} e^{-ix\xi} \widehat{G}(\xi) \quad (1.67)$$

$$= (2\pi)^{-d/2} \frac{e^{-ix\xi}}{w(\xi)}. \quad (1.68)$$

By Theorem 53, $G \in X_w^0$ and so 1.67 implies $R_x \in X_w^0$. Further, using 1.68 and then the inverse Fourier transform result 1.37 for functions in X_w^0 we obtain

$$(f, R_x)_{w,0} = \int w \widehat{f} \overline{\widehat{R}_x} = (2\pi)^{-d/2} \int e^{ix\xi} \widehat{f}(\xi) d\xi = f(x).$$

Part 2. If $|\alpha| \leq \kappa$ then $\widehat{D^\alpha R_x} = (i\xi)^\alpha \widehat{R}_x = (2\pi)^{-d/2} \frac{(i\xi)^\alpha e^{-ix\xi}}{w(\xi)}$ so that

$$\|D^\alpha R_x\|_{w,0}^2 = \int w(\xi) \left| (2\pi)^{-\frac{d}{2}} \frac{(i\xi)^\alpha e^{-ix\xi}}{w(\xi)} \right|^2 d\xi \leq (2\pi)^{-d} \int \frac{|\xi|^{2|\alpha|}}{w(\xi)} d\xi < \infty,$$

by weight function property W02. Further, for $f \in X_w^0$ and using the inverse Fourier transform result 1.37 for functions in X_w^0 gives

$$\begin{aligned} (f, (-D)^\alpha R_x)_{w,0} &= \int w(\xi) \widehat{f}(\xi) \overline{\widehat{(-D)^\alpha R_x}(\xi)} d\xi = \int w(\xi) \widehat{f}(\xi) (2\pi)^{-\frac{d}{2}} \frac{(i\xi)^\alpha e^{-ix\xi}}{w(\xi)} d\xi \\ &= (2\pi)^{-\frac{d}{2}} \int e^{-ix\xi} (i\xi)^\alpha \widehat{f}(\xi) d\xi \\ &= (2\pi)^{-d/2} \int e^{-ix\xi} \widehat{D^\alpha f}(\xi) d\xi \\ &= (D^\alpha f)(x). \end{aligned}$$

Part 3. Suppose for some $x \neq x'$ we have $R_x = R_{x'}$. Taking the Fourier transform and substituting $\widehat{G} = \frac{1}{w}$ we must have $e^{-i\xi x} = e^{-i\xi x'}$ or $e^{i\xi(x-x')} = 1$ for almost all ξ , a contradiction.

Part 4. Since we know that $G \in C^{(2\kappa)}$ the definition of R_x implies $R_x \in C^{(2\kappa)}$ and

$$\widehat{D^\alpha R_x}(\xi) = (2\pi)^{\frac{d}{2}} (-i)^{|\alpha|} e^{-ix\xi} \xi^\alpha \widehat{G}(\xi) = (2\pi)^{\frac{d}{2}} (-i)^{|\alpha|} \frac{e^{-ix\xi} \xi^\alpha}{w(\xi)}, \quad |\alpha| \leq \kappa. \quad (1.69)$$

Next note that Theorem 53 implies that for all x , and $D^\gamma R_x \in X_w^0$ when $|\gamma| \leq \kappa$, so the first and last terms of 1.65 make sense. Now using equation 1.69

$$\begin{aligned} (D^\alpha R_x, D^\beta R_y)_{w,0} &= \int w \widehat{D^\alpha R_x} \overline{\widehat{D^\beta R_y}} = (-1)^{|\beta|} (2\pi)^{-d} \int (-i\xi)^{\alpha+\beta} \frac{e^{i(y-x)\xi}}{w(\xi)} d\xi \\ &= (-1)^{|\beta|} (2\pi)^{-d} \int (-i\xi)^{\alpha+\beta} e^{i(y-x)\xi} \widehat{G}(\xi) d\xi \\ &= (-1)^{|\beta|} (2\pi)^{-d} \int e^{i(y-x)\xi} \widehat{D^{\alpha+\beta} G}(\xi) d\xi \\ &= (-1)^{|\beta|} (2\pi)^{-d} (D^{\alpha+\beta} G)(y-x), \end{aligned}$$

where the last step used the inverse Fourier transform rule 1.48 for basis functions. Finally, substituting 1.64 gives $(D^\alpha R_x, D^\beta R_y)_{w,0} = (-1)^{|\beta|} (D^{\alpha+\beta} R_x)(y)$.

Regarding the second equation:

$$\begin{aligned} \widehat{D_x^\alpha R_x}(\xi) &= D_x^\alpha \widehat{G}(\cdot - x)(\xi) = (-1)^{|\alpha|} (D^\alpha \widehat{G})(\cdot - x)(\xi) = (-1)^{|\alpha|} e^{-ix\xi} \widehat{D^\alpha G}(\xi) \\ &= (-1)^{|\alpha|} D^\alpha \widehat{G}(\cdot - x)(\xi) \\ &= (-1)^{|\alpha|} \widehat{D^\alpha R_x}(\xi), \end{aligned}$$

so that

$$(D^\alpha R_x, D^\beta R_y)_{w,0} = (-1)^{|\alpha+\beta|} (D^\alpha R_x, D^\beta R_y)_{w,0}.$$

Part 5. If $|\gamma| \leq 2\kappa$ then $\gamma = \alpha + \beta$ for some α and β satisfying $|\alpha| \leq \kappa$ and $|\beta| \leq \kappa$. Applying part 3 twice we get

$$\begin{aligned} D^\gamma R_x(y) &= D^{\alpha+\beta} R_x(y) = (-1)^{|\beta|} (D^\alpha R_x, D^\beta R_y)_{w,0} = (-1)^{|\beta|} \overline{(D^\beta R_y, D^\alpha R_x)_{w,0}} \\ &= (-1)^{|\alpha+\beta|} \overline{D^{\alpha+\beta} R_y(x)} \\ &= (-1)^{|\gamma|} \overline{D^\gamma R_y(x)}. \end{aligned}$$

Part 6 From part 2, $\|D^\beta f\|_\infty = \sup_{x \in \mathbb{R}^d} \left| \left(f, (-D)^\beta R_x \right)_{w,0} \right|$ when $|\beta| \leq \kappa$ so that

$$\begin{aligned} \|D^\beta f\|_\infty &\leq \sup_{x \in \mathbb{R}^d} \|D^\beta R_x\|_{w,0} \|f\|_{w,0} = \sup_{x \in \mathbb{R}^d} \sqrt{(D^\beta R_x, D^\beta R_x)_{w,0}} \|f\|_{w,0} \\ &= \sup_{x \in \mathbb{R}^d} \sqrt{(-1)^{|\beta|} (D^{2\beta} R_x)(x)} \|f\|_{w,0}. \end{aligned}$$

But from part 1, $(D^{2\beta} R_x)(x) = (2\pi)^{-\frac{d}{2}} D^{2\beta} G(0)$ and thus

$$\|D^\beta f\|_\infty \leq (2\pi)^{-d/4} \sqrt{(-1)^{|\beta|} D^{2\beta} G(0)} \|f\|_{w,0},$$

which implies this part. ■

In the next theorem we assume that the weight function has property W03 instead of property W02.

Theorem 73 *Suppose the weight function w has property **W03** for some κ . Then:*

1. *The unique Riesz representer $R_x \in X_w^0$ of the evaluation functional $f \rightarrow f(x)$ is*

$$R_x(z) = (2\pi)^{-d/2} G(z-x). \quad (1.70)$$

2. *If $\alpha \leq \kappa$ then $D^\alpha R_x \in X_w^0$ and the Riesz representer for the evaluation functional $f \rightarrow (D^\alpha f)(x)$ is $(-D)^\alpha R_x$.*

3. *If $\alpha \leq 2\kappa$ then $x \neq x'$ implies $D^\alpha R_x \neq D^\alpha R_{x'}$.*

4. *If $\alpha \leq \kappa$ and $\beta \leq \kappa$ then*

$$(D^\alpha R_x, D^\beta R_y)_{w,0} = (-1)^{|\beta|} (D^{\alpha+\beta} R_x)(y) = (-1)^{|\alpha+\beta|} (D_x^\alpha R_x, D_y^\beta R_y)_{w,0}. \quad (1.71)$$

5. *If $\gamma \leq 2\kappa$ then*

$$(D^\gamma R_x)(y) = (-1)^{|\gamma|} \overline{(D^\gamma R_y)(x)}. \quad (1.72)$$

6. *If $\beta \leq \kappa$ and $x \in \mathbb{R}^d$ then*

$$|D^\beta f(x)| \leq (2\pi)^{-d/4} \sqrt{(-1)^{|\beta|} D^{2\beta} G(0)} \|f\|_{w,0}, \quad f \in X_w^0.$$

Proof. Part 1. From 1.70,

$$\widehat{R_x}(\xi) = (2\pi)^{-d/2} e^{-ix\xi} \widehat{G}(\xi) \quad (1.73)$$

$$= (2\pi)^{-d/2} \frac{e^{-ix\xi}}{w(\xi)}. \quad (1.74)$$

By Theorem 55, $G \in X_w^0$ and so 1.73 implies $R_x \in X_w^0$. Further, using 1.74 and then the inverse Fourier transform result 1.39 for functions in X_w^0 we obtain

$$(f, R_x)_{w,0} = \int w \widehat{f} \overline{\widehat{R_x}} = (2\pi)^{-d/2} \int e^{ix\xi} \widehat{f}(\xi) d\xi = f(x).$$

Part 2. If $\alpha \leq \kappa$ then $\widehat{D^\alpha R_x} = (i\xi)^\alpha \widehat{R_x} = (2\pi)^{-d/2} \frac{(i\xi)^\alpha e^{-ix\xi}}{w(\xi)}$ so that

$$\|D^\alpha R_x\|_{w,0}^2 = \int w(\xi) \left| (2\pi)^{-\frac{d}{2}} \frac{(i\xi)^\alpha e^{-ix\xi}}{w(\xi)} \right|^2 d\xi \leq (2\pi)^{-d} \int \frac{|\xi|^{2|\alpha|}}{w(\xi)} d\xi < \infty,$$

by weight function property W03. Further, for $f \in X_w^0$ and using the inverse Fourier transform result 1.39 for functions in X_w^0 gives

$$\begin{aligned} (f, (-D)^\alpha R_x)_{w,0} &= \int w(\xi) \widehat{f}(\xi) \overline{\widehat{(-D)^\alpha R_x}(\xi)} d\xi = \int w(\xi) \widehat{f}(\xi) (2\pi)^{-\frac{d}{2}} \frac{(i\xi)^\alpha e^{-ix\xi}}{w(\xi)} d\xi \\ &= (2\pi)^{-\frac{d}{2}} \int e^{-ix\xi} (i\xi)^\alpha \widehat{f}(\xi) d\xi \\ &= (2\pi)^{-d/2} \int e^{-ix\xi} \widehat{D^\alpha f}(\xi) d\xi \\ &= (D^\alpha f)(x). \end{aligned}$$

Part 3. Suppose for some $x \neq x'$ we have $R_x = R_{x'}$. Taking the Fourier transform and substituting $\widehat{G} = \frac{1}{w}$ we must have $e^{-i\xi x} = e^{-i\xi x'}$ or $e^{i\xi(x-x')} = 1$ for almost all ξ , a contradiction.

Part 4. Since we know that $G \in C_B^{([2\kappa])}$ the definition of R_x implies $R_x \in C_B^{([2\kappa])}$ and

$$\widehat{D^\alpha R_x}(\xi) = (2\pi)^{\frac{d}{2}} (-i)^{|\alpha|} e^{-ix\xi} \xi^\alpha \widehat{G}(\xi) = (2\pi)^{\frac{d}{2}} (-i)^{|\alpha|} \frac{e^{-ix\xi} \xi^\alpha}{w(\xi)}, \quad \alpha \leq \kappa. \quad (1.75)$$

Next note that Theorem 55 implies that for all x , and $D^\gamma R_x \in X_w^0$ when $\gamma \leq \kappa$, so the first and last terms of 1.71 make sense. Now using equation 1.75

$$\begin{aligned} (D^\alpha R_x, D^\beta R_y)_{w,0} &= \int w \widehat{D^\alpha R_x} \overline{\widehat{D^\beta R_y}} = (-1)^{|\beta|} (2\pi)^{-d} \int (-i\xi)^{\alpha+\beta} \frac{e^{i(y-x)\xi}}{w(\xi)} d\xi \\ &= (-1)^{|\beta|} (2\pi)^{-d} \int (-i\xi)^{\alpha+\beta} e^{i(y-x)\xi} \widehat{G}(\xi) d\xi \\ &= (-1)^{|\beta|} (2\pi)^{-d} \int e^{i(y-x)\xi} \widehat{D^{\alpha+\beta} G}(\xi) d\xi \\ &= (-1)^{|\beta|} (2\pi)^{-d} (D^{\alpha+\beta} G)(y-x), \end{aligned}$$

where the last step used the inverse Fourier transform rule 1.48 for basis functions. Finally, substituting 1.70 gives $(D^\alpha R_x, D^\beta R_y)_{w,0} = (-1)^{|\beta|} (D^{\alpha+\beta} R_x)(y)$.

Regarding the second equation:

$$\begin{aligned} \widehat{D_x^\alpha R_x}(\xi) &= D_x^\alpha \widehat{G}(\cdot - x)(\xi) = (-1)^{|\alpha|} (D^\alpha \widehat{G})(\cdot - x)(\xi) = (-1)^{|\alpha|} e^{-ix\xi} \widehat{D^\alpha G}(\xi) \\ &= (-1)^{|\alpha|} D^\alpha \widehat{G}(\cdot - x)(\xi) \\ &= (-1)^{|\alpha|} \widehat{D^\alpha R_x}(\xi), \end{aligned}$$

so that

$$(D^\alpha R_x, D^\beta R_y)_{w,0} = (-1)^{|\alpha+\beta|} (D^\alpha R_x, D^\beta R_y)_{w,0}.$$

Part 5. If $\gamma \leq 2\kappa$ then $\gamma = \alpha + \beta$ for some α and β satisfying $\alpha \leq \kappa$ and $\beta \leq \kappa$. Applying part 3 twice we get

$$\begin{aligned} D^\gamma R_x(y) &= D^{\alpha+\beta} R_x(y) = (-1)^{|\beta|} (D^\alpha R_x, D^\beta R_y)_{w,0} = (-1)^{|\beta|} \overline{(D^\beta R_y, D^\alpha R_x)_{w,0}} \\ &= (-1)^{|\alpha+\beta|} \overline{D^{\alpha+\beta} R_y(x)} \\ &= (-1)^{|\gamma|} \overline{D^\gamma R_y(x)}. \end{aligned}$$

Part 6 From part 2, $\|D^\beta f\|_\infty = \sup_{x \in \mathbb{R}^d} \left| (f, (-D)^\beta R_x)_{w,0} \right|$ when $\beta \leq \kappa$ so that

$$\begin{aligned} \|D^\beta f\|_\infty &\leq \sup_{x \in \mathbb{R}^d} \|D^\beta R_x\|_{w,0} \|f\|_{w,0} = \sup_{x \in \mathbb{R}^d} \sqrt{(D^\beta R_x, D^\beta R_x)_{w,0}} \|f\|_{w,0} \\ &= \sup_{x \in \mathbb{R}^d} \sqrt{(-1)^{|\beta|} (D^{2\beta} R_x)(x)} \|f\|_{w,0}. \end{aligned}$$

But from part 1, $(D^{2\beta} R_x)(x) = (2\pi)^{-\frac{d}{2}} D^{2\beta} G(0)$ and thus

$$\|D^\beta f\|_\infty \leq (2\pi)^{-d/4} \sqrt{(-1)^{|\beta|} D^{2\beta} G(0)} \|f\|_{w,0},$$

which implies this part. ■

1.6 More continuity properties of the data functions: $w \in W02$

In this section we assume that the weight function w has property W02. The Riesz representers of the evaluation functionals $f \rightarrow D^\alpha f(x)$ discussed in the last section can be used to prove some local, pointwise smoothness properties of the data functions X_w^0 and their derivatives e.g. Lipschitz continuity. The basis function G generated by w also lies in X_w^0 and is considered separately. In Chapter 2 these local properties will be used to derive the order of convergence of the variational interpolant to its data function.

1.6.1 General results

Theorem 74 *Suppose w is a weight function satisfying property W02 for parameter κ , G is the basis function and R_x is the Riesz representer of the evaluation functional $f \rightarrow f(x)$ on X_w^0 . Then for $|\alpha| \leq \kappa$*

$$\|D^\alpha (R_x - R_y)\|_{w,0} = \frac{\sqrt{2}}{(2\pi)^{\frac{d}{4}}} \sqrt{(-1)^{|\alpha|} (D^{2\alpha} G(0) - \operatorname{Re}(D^{2\alpha} G)(y-x))}. \quad (1.76)$$

Further, if $\kappa \geq 1$ and $|\alpha| \leq \kappa - 1$ then we have the bound

$$\|D^\alpha (R_x - R_y)\|_{w,0} \leq \frac{1}{(2\pi)^{\frac{d}{2}}} \left(\int \frac{\xi^{2\alpha} |\xi|^2}{w(\xi)} d\xi \right)^{\frac{1}{2}} |x - y|, \quad (1.77)$$

where

$$\int \frac{\xi^{2\alpha} |\xi|^2}{w(\xi)} d\xi = (-1)^{1+|\alpha|} (2\pi)^{\frac{d}{2}} (D^{2\alpha} |D|^2 G)(0). \quad (1.78)$$

Proof. If $|\alpha| \leq \kappa$ then from the results of Theorem 72

$$\begin{aligned} & \|D^\alpha R_x - D^\alpha R_y\|_{w,0}^2 \\ &= (D^\alpha R_x - D^\alpha R_y, D^\alpha R_x - D^\alpha R_y)_{w,0} \\ &= (D^\alpha R_x, D^\alpha R_x)_{w,0} - (D^\alpha R_x, D^\alpha R_y)_{w,0} - (D^\alpha R_y, D^\alpha R_x)_{w,0} + (D^\alpha R_y, D^\alpha R_y)_{w,0} \\ &= (-1)^{|\alpha|} \left((D^{2\alpha} R_x)(x) - (D^{2\alpha} R_x)(y) - \overline{(D^{2\alpha} R_x)(y)} + (D^{2\alpha} R_y)(y) \right) \\ &= (-1)^{|\alpha|} (2\pi)^{-\frac{d}{2}} \left(D^{2\alpha} G(0) - (D^{2\alpha} G)(y-x) - \overline{(D^{2\alpha} G)(y-x)} + D^{2\alpha} G(0) \right) \\ &= (-1)^{|\alpha|} (2\pi)^{-\frac{d}{2}} \left(D^{2\alpha} G(0) - (D^{2\alpha} G)(y-x) - \overline{(D^{2\alpha} G)(y-x)} + D^{2\alpha} G(0) \right) \\ &= (-1)^{|\alpha|} 2 (2\pi)^{-\frac{d}{2}} (D^{2\alpha} G(0) - \operatorname{Re}(D^{2\alpha} G)(y-x)). \end{aligned}$$

The proof of our second result uses equation 1.69 i.e. $\widehat{D^\alpha R_x}(\xi) = \frac{(-i)^{|\alpha|} e^{-ix\xi} \xi^\alpha}{(2\pi)^{\frac{d}{2}} w(\xi)}$, so that

$$\begin{aligned} \|D^\alpha R_x - D^\alpha R_y\|_{w,0}^2 &= \int w \left| \widehat{D^\alpha R_x} - \widehat{D^\alpha R_y} \right|^2 = \frac{1}{(2\pi)^d} \int |e^{ix\xi} - e^{iy\xi}|^2 \frac{\xi^{2\alpha}}{w(\xi)} d\xi \\ &= \frac{1}{(2\pi)^d} \int \left(2 \sin\left(\frac{(x-y)\xi}{2}\right) \right)^2 \frac{\xi^{2\alpha}}{w(\xi)} d\xi \\ &= \frac{1}{(2\pi)^d} \int |(x-y)\xi|^2 \left(\frac{\sin((x-y)\xi/2)}{(x-y)\xi/2} \right)^2 \frac{\xi^{2\alpha}}{w(\xi)} d\xi \\ &\leq \frac{1}{(2\pi)^d} \left(\int \frac{\xi^{2\alpha} |\xi|^2}{w(\xi)} d\xi \right) |x - y|^2, \end{aligned}$$

which is finite since $1 + |\alpha| \leq \kappa$. Continuing

$$\int \frac{\xi^{2\alpha} |\xi|^2}{w(\xi)} d\xi = \int \xi^{2\alpha} |\xi|^2 \widehat{G}(\xi) d\xi = (-1)^{1+|\alpha|} \int D^{2\alpha} \widehat{|D|^2 G} = (2\pi)^{\frac{d}{2}} (-1)^{1+|\alpha|} (D^{2\alpha} |D|^2 G)(0).$$

■

We now prove some uniform pointwise estimates for functions in X_w^0 .

Corollary 75 *Suppose the weight function w has property **W02** for parameter κ and that G is the basis function of order 0. Then we have the following local pointwise estimates for functions $f \in X_w^0$:*

1. If $\kappa \geq 1$ and $|\alpha| \leq \kappa - 1$ then

$$|D^\alpha f(x) - D^\alpha f(y)| \leq \frac{1}{(2\pi)^{\frac{d}{2}}} \|f\|_{w,0} \left(\int \frac{|\xi|^2 \xi^{2\alpha}}{w(\xi)} d\xi \right)^{\frac{1}{2}} |x - y|.$$

2. If $|\alpha| \leq \kappa$ then

$$|D^\alpha f(x) - D^\alpha f(y)| \leq \frac{\sqrt{2}}{(2\pi)^{\frac{d}{4}}} \|f\|_{w,0} \sqrt{(-1)^{|\alpha|} (D^{2\alpha} G(0) - \operatorname{Re}(D^{2\alpha} G)(y - x))}. \quad (1.79)$$

3. For the hat weight function in one dimension $\kappa < 1/2$ and

$$|f(x) - f(y)| \leq \frac{\sqrt{2}}{(2\pi)^{\frac{d}{4}}} \|f\|_{w,0} |x - y|^{\frac{1}{2}}, \quad x, y \in \mathbb{R}^1, \quad |x - y| \leq 1.$$

Proof. Part 1 This is an application of inequality 1.77 of Theorem 74

$$\begin{aligned} |D^\alpha f(x) - D^\alpha f(y)| &= |(f, D^\alpha R_x - D^\alpha R_y)_{w,0}| \leq \|f\|_{w,0} \|D^\alpha R_x - D^\alpha R_y\|_{w,0} \\ &\leq \frac{1}{(2\pi)^{\frac{d}{2}}} \|f\|_{w,0} \left(\int \frac{|\xi|^2 \xi^{2\alpha}}{w(\xi)} d\xi \right)^{\frac{1}{2}} |x - y|. \end{aligned}$$

Part 2 By part 2 of Theorem 72

$$|D^\alpha f(x) - D^\alpha f(y)| = |(f, D^\alpha R_x - D^\alpha R_y)_{w,0}| \leq \|f\|_{w,0} \|D^\alpha R_x - D^\alpha R_y\|_{w,0},$$

and inequality 1.76 of Theorem 74 completes the proof.

Part 3 From Theorem 17 $\kappa < 1/2$ so $\alpha = 0$ and since $G(x) = 1 - |x|$ when $|x| \leq 1$ our result follows from the bound proved in part 2. ■

The next corollary provides information concerning the smoothness properties of basis functions.

Corollary 76 *Suppose G is the basis function generated by a weight function w satisfying property **W02** for parameter κ . Then for each $z \in \mathbb{R}^d$, G has the following properties:*

1. If $|\alpha| \leq \kappa$ and $|\beta| \leq \kappa$ then

$$|D^{\alpha+\beta} G(x) - D^{\alpha+\beta} G(y)| \leq k \sqrt{(-1)^{|\alpha|} (D^{2\alpha} G(0) - \operatorname{Re}(D^{2\alpha} G)(x - y))}, \quad (1.80)$$

where

$$k = \frac{\sqrt{2}}{(2\pi)^{\frac{d}{4}}} \left(\int \frac{\xi^{2\alpha} d\xi}{w(\xi)} \right)^{\frac{1}{2}} = \sqrt{2} \sqrt{(-1)^{|\alpha|} D^{2\alpha} G(0)}. \quad (1.81)$$

2. If $|\alpha| \leq \kappa$ then

$$|D^{2\alpha} G(x)| \leq (-1)^{|\alpha|} D^{2\alpha} G(0),$$

and

$$(-1)^{|\alpha|} \operatorname{Re} D^{2\alpha} G(x) < (-1)^{|\alpha|} D^{2\alpha} G(0), \quad x \neq 0.$$

3. Suppose $\kappa \geq 1$. Then if $|\alpha| \leq \kappa - 1$ and $|\beta| \leq \kappa - 1$

$$|D^{\alpha+\beta}G(x) - D^{\alpha+\beta}G(y)| \leq \frac{1}{(2\pi)^{\frac{d}{2}}} \left(\int \frac{\xi^{2\beta} d\xi}{w(\xi)} \right)^{\frac{1}{2}} \left(\int \frac{|\xi|^{2\alpha} \xi^{2\alpha} d\xi}{w(\xi)} \right)^{\frac{1}{2}} |x - y|.$$

Proof. Part 1. Our starting point is equation 1.65 i.e. for $x, y \in \mathbb{R}^d$,
 $(D^\alpha R_x, D^\beta R_y)_{w,0} = (-1)^{|\beta|} (D^{\alpha+\beta} R_x)(y)$ when $|\alpha| \leq \kappa$, $|\beta| \leq \kappa$. Hence, since
 $R_x(y) = (2\pi)^{-\frac{d}{2}} G(y - x)$

$$\begin{aligned} D_z^{\alpha+\beta} (G(z - x) - G(z - y)) &= (2\pi)^{-\frac{d}{2}} D^{\alpha+\beta} (R_x - R_y)(z) \\ &= (2\pi)^{-\frac{d}{2}} (D^\alpha (R_x - R_y), D^\beta R_z)_{w,0}, \end{aligned}$$

so that

$$|D_z^{\alpha+\beta} (G(z - x) - G(z - y))| \leq (2\pi)^{-\frac{d}{2}} \|D^\alpha (R_x - R_y)\|_{w,0} \|D^\beta R_z\|_{w,0}. \quad (1.82)$$

From equation 1.75: $\widehat{D^\beta R_x}(\xi) = (2\pi)^{\frac{d}{2}} (-i)^{|\beta|} \frac{e^{-ix\xi} \xi^\beta}{w(\xi)}$ for $\beta \leq \kappa$, so we can conclude that

$$\|D^\beta R_z\|_{w,0} = \left(\int w |\widehat{D^\beta R_z}|^2 \right)^{\frac{1}{2}} = (2\pi)^{-\frac{d}{2}} \left(\int \frac{\xi^{2\beta} d\xi}{w(\xi)} \right)^{\frac{1}{2}},$$

and by using equation 1.76 for $\|D^\alpha (R_x - R_y)\|_{w,0}$ inequality 1.80 follows.

Part 2. We have $(-1)^{|\alpha|} D^{2\alpha} G(x) = (2\pi)^{-\frac{d}{2}} \int e^{ix\xi} \frac{\xi^{2\alpha}}{w(\xi)} d\xi$, so that

$$|D^{2\alpha} G(x)| \leq (2\pi)^{-\frac{d}{2}} \int \frac{\xi^{2\alpha}}{w(\xi)} d\xi = (-1)^{|\alpha|} D^{2\alpha} G(0).$$

From part 1 we know that $(-1)^{|\alpha|} \operatorname{Re} (D^{2\alpha} G)(x - y) \leq (-1)^{|\alpha|} D^{2\alpha} G(0)$. Now suppose that $(-1)^{|\alpha|} \operatorname{Re} (D^{2\alpha} G)(z) = (-1)^{|\alpha|} D^{2\alpha} G(0)$ for some $z \neq 0$. Equation 1.76 would then imply that $D^\alpha R_x = D^\alpha R_{z+x}$ for all x , and hence $z = 0$ by part 3 of Theorem 72.

Part 3. Our starting point is inequality 1.82 of part 1. Substitute the expression for $\|D^\beta R_z\|_{w,0}$ given in the proof of part 1 and then use inequality 1.77 to estimate $\|D^\alpha (R_x - R_y)\|_{w,0}$. ■

Remark 77 Observe that by using 1.78 and 1.81 the right sides of all the estimates involving weight functions in this subsection can be written in terms of even order derivatives of the basis function evaluated at the origin.

1.6.2 Better results obtained using Taylor series

We can improve on part 3 of Corollary 76 for the special case $\kappa \geq 1$, $y = 0$ and $\alpha = \beta = 0$; improved in the sense that $|x|$ is replaced by $|x|^2$ and this is done by using the Taylor series expansion with integral remainder given in Subsection A.8 of the Appendix:

Theorem 78 Suppose the weight function w satisfies property **W02** for $\kappa = 1$. Then $(|D|^2 G)(0)$ is real and negative and we have the bound

$$G(0) - \operatorname{Re} G(x) \leq -\frac{d}{2} \left(|D|^2 G \right) (0) |x|^2, \quad x \in \mathbb{R}^d. \quad (1.83)$$

Now suppose w is radial and let $r = |x|$. Then:

1. If $G(x) = g(r)$ then $g \in C_B^{(2)}([0, \infty))$ and $r^{-1}g' \in C_B^{(0)}([0, \infty))$. Also

$$\left(|D|^2 G \right) (0) = g''(0) d. \quad (1.84)$$

2. If $G(x) = f(r^2)$ then $f \in C^{(2)}((0, \infty)) \cap C_B^{(1)}([0, \infty))$ and $rf''(r) \in C_B^{(0)}([0, \infty))$ and $\lim_{r \rightarrow 0^+} rf''(r) = 0$. Also

$$\left(|D|^2 G\right)(0) = 2f'(0) d. \quad (1.85)$$

Proof. We start by assuming w is an even function. Because $\kappa = 1$ it follows that $G \in C_B^{(\lfloor 2\kappa \rfloor)} \subset C_B^{(2)}$. Also, since

$$D^\beta G(x) = (2\pi)^{-\frac{d}{2}} \int e^{-ix\xi} \frac{(i\xi)^\beta}{w(\xi)} d\xi, \quad |\beta| \leq 2,$$

and w is even, it follows that G is real, $|G(x)| \leq G(0)$ and $D_k G(0) = 0$ for all k . Thus from Appendix A.8 we now have the second order Taylor series expansion

$$G(x) = G(0) + (\mathcal{R}_2 G)(0, x),$$

with remainder estimate

$$|(\mathcal{R}_2 G)(0, x)| \leq \frac{d}{2} \left(\max_{\substack{|\beta|=2 \\ t \in [0, x]}} |D^\beta G(t)| \right) |x|^2, \quad x \in \mathbb{R}^d.$$

But when $|\beta| = 2$, $D^\beta G(x) = -(2\pi)^{-\frac{d}{2}} \int e^{-ix\xi} \frac{\xi^\beta}{w(\xi)} d\xi$ and hence

$$|D^\beta G(x)| \leq (2\pi)^{-\frac{d}{2}} \int \frac{|\xi|^{|\beta|}}{w(\xi)} d\xi = (2\pi)^{-\frac{d}{2}} \int \frac{|\xi|^2}{w(\xi)} d\xi = -\left(|D|^2 G\right)(0),$$

so that

$$G(0) - G(x) \leq -\frac{d}{2} \left(|D|^2 G\right)(0) |x|^2, \quad x \in \mathbb{R}^d. \quad (1.86)$$

Now set aside the assumption that w is even. We define the even function w_e by

$$\frac{1}{w_e(\xi)} = \frac{1}{2} \left(\frac{1}{w(\xi)} + \frac{1}{w(-\xi)} \right), \quad (1.87)$$

and it is easy to show that w_e has property W01 and satisfies

$$\int \frac{|\xi|^\lambda}{w_e(\xi)} d\xi = \int \frac{|\xi|^\lambda}{w(\xi)} d\xi, \quad 0 \leq \lambda \leq \kappa, \quad (1.88)$$

so that w_e has property W02 for κ . Further, if w_e has basis function G_e then $\widehat{G}_e = \frac{1}{2} (\widehat{G} + \widehat{\overline{G}})$ and hence $G_e = \text{Re } G$. But G_e satisfies 1.86 and since 1.88 implies $\left(|D|^2 G_e\right)(0) = \left(|D|^2 G\right)(0)$ we can conclude that 1.83 is true.

Part 1 Suppose $G(x) = g(r)$. Then substituting $x = (r, 0')$ we have

$$g(r) = G(r, 0'),$$

so that it is clear that $g \in C_B^{(2)}([0, \infty))$ since $G \in C_B^{(2)}$. Regarding $r^{-1}g'$, it is clear that $r^{-1}g' \in C_B^{(2)}([0, \infty))$. Further, since $g' \in C_B^{(1)}([0, \infty))$, $\lim_{r \rightarrow 0^+} \frac{g'(r)}{r} = g''(0)$ and $\lim_{r \rightarrow \infty} \frac{g'(r)}{r} = 0$ which means that $r^{-1}g' \in C_B^{(2)}([0, \infty))$.

If $x \neq 0$

$$D_k G(x) = \frac{x_k}{r} g'(r),$$

and

$$D_j D_k G(x) = \frac{x_j x_k}{r^2} g''(r) - \frac{x_j x_k}{r^3} g'(r) + \frac{\delta_{j,k}}{r} g'(r),$$

so that

$$|D|^2 G(x) = \sum_{k=1}^d D_k^2 G(x) = g''(r) - \frac{g'(r)}{r} + d \frac{g'(r)}{r} = g''(r) + (d-1) \frac{g'(r)}{r}.$$

But $g \in C_B^{(2)}([0, \infty))$ so

$$\lim_{x \rightarrow 0} |D|^2 G(x) = g''(0) + (d-1)g''(0) = g''(0)d.$$

Part 2 Suppose $G(x) = f(r^2)$. Then the equation $f(r) = g(\sqrt{r})$ and the properties of f proved in part 1 can be used to easily derive the results of this part. ■

For radial basis functions the estimates the last theorem for $G(0) - \operatorname{Re} G(x)$ give a d^2 dependency. However, if the basis function is a radial function this dependency can be avoided:

Theorem 79 Suppose the weight function w satisfies property $W02$ for $\kappa = 1$ and denote the basis function by G . Then:

1. If $G(x) = f(r^2)$ then

$$G(0) - \operatorname{Re} G(x) \leq \|2rf'' + f'\|_\infty |x|^2, \quad x \in \mathbb{R}^d. \quad (1.89)$$

2. If $G(x) = g(r)$ then

$$G(0) - \operatorname{Re} G(x) \leq \frac{1}{2} \|g''\|_\infty |x|^2, \quad x \in \mathbb{R}^d, \quad (1.90)$$

where $\|2rf'' + f'\|_\infty = \frac{1}{2} \|g''\|_\infty$.

Proof. We will start by assuming w is an even function. Because $\kappa \geq 1$ it follows that $G \in C_B^{(\lfloor 2\kappa \rfloor)} \subset C_B^{(2)}$. Also, since

$$D^\beta G(x) = (2\pi)^{-\frac{d}{2}} \int e^{-ix\xi} \frac{(i\xi)^\beta}{w(\xi)} d\xi, \quad |\beta| \leq 2,$$

it follows that if w is even then G is real, $|G(x)| \leq G(0)$ and $D_k G(0) = 0$ for all k . Thus from Appendix A.8 we now have the Taylor series expansion

$$G(x) = G(0) + (\mathcal{R}_2 G)(0, x),$$

where

$$(\mathcal{R}_2 G)(0, x) = 2 \sum_{|\beta|=2} \frac{x^\beta}{\beta!} \int_0^1 (1-t) (D^\beta G)(tx) dt. \quad (1.91)$$

Part 1 Suppose $G(x) = f(r^2)$. Then

$$D_k G(x) = 2x_k f'(r^2),$$

and

$$D_j D_k G(x) = 4x_j x_k f''(r^2) + 2\delta_{j,k} f'(r^2).$$

Set $\delta_\beta = \delta_{2, \max \beta}$. Then in multi-index notation

$$D^\beta G(x) = 4x^\beta f''(r^2) + 2\delta_\beta f'(r^2), \quad |\beta| = 2,$$

and so, using the identity A.2, the remainder can be written

$$\begin{aligned}
(\mathcal{R}_2 G)(0, x) &= 2 \sum_{|\beta|=2} \frac{x^\beta}{\beta!} \int_0^1 (1-t) (4x^\beta f''(r^2)) (tx) dt + \\
&\quad + 2 \sum_{|\beta|=2} \frac{x^\beta}{\beta!} \int_0^1 (1-t) (2\delta_\beta f'(r^2)) (tx) dt \\
&= 8 \sum_{|\beta|=2} \frac{x^\beta}{\beta!} \int_0^1 (1-t) (t^2 x^\beta) f''(t^2 r^2) dt + \\
&\quad + 4 \sum_{|\beta|=2} \frac{x^\beta}{\beta!} \int_0^1 (1-t) \delta_\beta f'(t^2 r^2) dt \\
&= 8 \left(\sum_{|\beta|=2} \frac{x^{2\beta}}{\beta!} \right) \int_0^1 (1-t) t^2 f''(t^2 r^2) dt + \\
&\quad + 4 \left(\sum_{|\beta|=2} \delta_\beta \frac{x^\beta}{\beta!} \right) \int_0^1 (1-t) f'(t^2 r^2) dt \\
&= 4r^4 \int_0^1 (1-t) t^2 f''(t^2 r^2) dt + 2r^2 \int_0^1 (1-t) f'(t^2 r^2) dt \\
&= r^2 \int_0^1 (1-t) (4t^2 r^2 f''(t^2 r^2) + 2f'(t^2 r^2)) dt. \tag{1.92}
\end{aligned}$$

The remainder can be estimated as

$$\begin{aligned}
|(\mathcal{R}_2 G)(0, x)| &\leq r^2 \int_0^1 (1-t) |4t^2 r^2 f''(t^2 r^2) + 2f'(t^2 r^2)| dt \\
&= r^2 \|4r f'' + 2f'\|_\infty \int_0^1 (1-t) dt \\
&= \|2r f'' + f'\|_\infty |x|^2. \tag{1.93}
\end{aligned}$$

so that we have proved the desired estimate 1.89 when w is an even function. This estimate can now be extended to an arbitrary weight function by the technique used in Theorem 78 which involved defining the even weight function 1.87.

Part 2 Suppose $G(x) = g(r)$. Then $g(r) = f(r^2)$ and

$$g''(r) = 2f'(r^2) + 4r^2 f''(r^2), \tag{1.94}$$

so the remainder equation 1.92 can be written

$$(\mathcal{R}_2 G)(0, x) = r^2 \int_0^1 (1-t) (4t^2 r^2 f''(t^2 r^2) + 2f'(t^2 r^2)) dt = \frac{1}{2} r^2 \int_0^1 (1-t) g''(tr) dt,$$

and estimated by

$$|(\mathcal{R}_2 G)(0, x)| \leq \frac{1}{2} \|g''\|_\infty |x|^2. \tag{1.95}$$

Equation 1.94 ensures that the estimates 1.93 and 1.95 are equal.

We have now proved the desired estimate 1.90 when w is an even function. This estimate can now be extended to an arbitrary weight function by the technique of Theorem 78 which involved defining the even weight function 1.87. ■

Remark 80 *Calculations using part 1 may be easier when the basis function depends on r^2 : see the Type 1 convergence estimates for the radial functions of Subsubsection 2.6.2.*

1.7 More continuity properties of the data functions: $w \in W03$

In this section we assume that the weight function w has property W03. The Riesz representers of the evaluation functionals $f \rightarrow D^\alpha f(x)$ discussed in the last section can be used to prove some local, pointwise smoothness properties of the data functions X_w^0 and their derivatives e.g. Lipschitz continuity. The basis function G generated by w also lies in X_w^0 and is considered separately.

1.7.1 General results

In Remark 84 we observe that the right sides of all the estimates derived in this subsection can be written in terms of even order derivatives of the basis function evaluated at the origin.

Theorem 81 *Suppose w is a weight function satisfying property W03 for parameter $\kappa \in \mathbb{R}^d$, G is the basis function and R_x is the Riesz representer of the evaluation functional $f \rightarrow f(x)$ on X_w^0 . Then for $\alpha \leq \kappa$,*

$$\|D^\alpha (R_x - R_y)\|_{w,0} = \frac{\sqrt{2}}{(2\pi)^{\frac{d}{4}}} \sqrt{(-1)^{|\alpha|} (D^{2\alpha} G(0) - \operatorname{Re}(D^{2\alpha} G)(y-x))}. \quad (1.96)$$

Further, if $\kappa \geq 1$ and $\alpha \leq \kappa - 1$ then we have the bound

$$\|D^\alpha (R_x - R_y)\|_{w,0} \leq (2\pi)^{-\frac{d}{2}} \left(\int \frac{\xi^{2\alpha} |\xi|^2}{w(\xi)} d\xi \right)^{\frac{1}{2}} |x - y|, \quad (1.97)$$

where

$$\int \frac{\xi^{2\alpha} |\xi|^2}{w(\xi)} d\xi = (-1)^{1+|\alpha|} (2\pi)^{\frac{d}{2}} (D^{2\alpha} |D|^2 G)(0). \quad (1.98)$$

Proof. If $\alpha \leq \kappa$ then from the results of Theorem 73

$$\begin{aligned} & \|D^\alpha R_x - D^\alpha R_y\|_{w,0}^2 \\ &= (D^\alpha R_x - D^\alpha R_y, D^\alpha R_x - D^\alpha R_y)_{w,0} \\ &= (D^\alpha R_x, D^\alpha R_x)_{w,0} - (D^\alpha R_x, D^\alpha R_y)_{w,0} - (D^\alpha R_y, D^\alpha R_x)_{w,0} + (D^\alpha R_y, D^\alpha R_y)_{w,0} \\ &= (-1)^{|\alpha|} \left((D^{2\alpha} R_x)(x) - (D^{2\alpha} R_x)(y) - \overline{(D^{2\alpha} R_x)(y)} + (D^{2\alpha} R_y)(y) \right) \\ &= (-1)^{|\alpha|} (2\pi)^{-\frac{d}{2}} \left(D^{2\alpha} G(0) - (D^{2\alpha} G)(y-x) - \overline{(D^{2\alpha} G)(y-x)} + D^{2\alpha} G(0) \right) \\ &= (-1)^{|\alpha|} (2\pi)^{-\frac{d}{2}} \left(D^{2\alpha} G(0) - (D^{2\alpha} G)(y-x) - \overline{(D^{2\alpha} G)(y-x)} + D^{2\alpha} G(0) \right) \\ &= (-1)^{|\alpha|} 2 (2\pi)^{-\frac{d}{2}} (D^{2\alpha} G(0) - \operatorname{Re}(D^{2\alpha} G)(y-x)). \end{aligned}$$

The proof of our second result uses equation 1.69 i.e. $\widehat{D^\alpha R_x}(\xi) = \frac{(-i)^{|\alpha|} e^{-ix\xi} \xi^\alpha}{(2\pi)^{\frac{d}{2}} w(\xi)}$, $\alpha \leq \kappa$, so that

$$\begin{aligned} \|D^\alpha R_x - D^\alpha R_y\|_{w,0}^2 &= \int w \left| \widehat{D^\alpha R_x - D^\alpha R_y} \right|^2 = \frac{1}{(2\pi)^d} \int |e^{i\xi x} - e^{i\xi y}|^2 \frac{\xi^{2\alpha}}{w(\xi)} d\xi \\ &= \frac{1}{(2\pi)^d} \int \left(2 \sin\left(\frac{(x-y)\xi}{2}\right) \right)^2 \frac{\xi^{2\alpha}}{w(\xi)} d\xi \\ &= \frac{1}{(2\pi)^d} \int |(x-y)\xi|^2 \left(\frac{\sin((x-y)\xi/2)}{(x-y)\xi/2} \right)^2 \frac{\xi^{2\alpha}}{w(\xi)} d\xi \\ &\leq \frac{1}{(2\pi)^d} \left(\int \frac{\xi^{2\alpha} |\xi|^2}{w(\xi)} d\xi \right) |x - y|^2, \end{aligned}$$

which is finite since $1 + \alpha \leq \kappa$. Continuing

$$\int \frac{\xi^{2\alpha} |\xi|^2}{w(\xi)} d\xi = \int \xi^{2\alpha} |\xi|^2 \widehat{G}(\xi) d\xi = (-1)^{1+|\alpha|} \int D^{2\alpha} |D|^2 G = (2\pi)^{\frac{d}{2}} (-1)^{1+|\alpha|} (D^{2\alpha} |D|^2 G)(0).$$

■

We now prove some uniform pointwise estimates for functions in X_w^0 .

Corollary 82 *Suppose the weight function w has property **W03** for parameter κ and that G is the basis function of order 0. Then we have the following local pointwise estimates for functions $f \in X_w^0$:*

1. *If $\kappa \geq 1$ and $\alpha \leq \kappa - 1$ then*

$$|D^\alpha f(x) - D^\alpha f(y)| \leq \frac{1}{(2\pi)^{\frac{d}{2}}} \|f\|_{w,0} \left(\int \frac{|\xi|^2 \xi^{2\alpha}}{w(\xi)} d\xi \right)^{\frac{1}{2}} |x - y|.$$

2. *If $\alpha \leq \kappa$ then*

$$|D^\alpha f(x) - D^\alpha f(y)| \leq \frac{\sqrt{2}}{(2\pi)^{\frac{d}{4}}} \|f\|_{w,0} \sqrt{(-1)^{|\alpha|} (D^{2\alpha} G(0) - \operatorname{Re}(D^{2\alpha} G)(y - x))}. \quad (1.99)$$

3. *For the hat weight function in one dimension $\kappa < 1/2$ and*

$$|f(x) - f(y)| \leq \frac{\sqrt{2}}{(2\pi)^{\frac{d}{4}}} \|f\|_{w,0} |x - y|^{\frac{1}{2}}, \quad x, y \in \mathbb{R}^1, \quad |x - y| \leq 1.$$

Proof. Part 1 This is an application of inequality 1.97 of Theorem 81

$$\begin{aligned} |D^\alpha f(x) - D^\alpha f(y)| &= |(f, D^\alpha R_x - D^\alpha R_y)_{w,0}| \leq \|f\|_{w,0} \|D^\alpha R_x - D^\alpha R_y\|_{w,0} \\ &\leq \frac{1}{(2\pi)^{\frac{d}{2}}} \|f\|_{w,0} \left(\int \frac{|\xi|^2 \xi^{2\alpha}}{w(\xi)} d\xi \right)^{\frac{1}{2}} |x - y|. \end{aligned}$$

Part 2 By part 2 of Theorem 73

$$|D^\alpha f(x) - D^\alpha f(y)| = |(f, D^\alpha R_x - D^\alpha R_y)_{w,0}| \leq \|f\|_{w,0} \|D^\alpha R_x - D^\alpha R_y\|_{w,0},$$

and inequality 1.96 of Theorem 81 completes the proof.

Part 3 From Theorem 17 $\kappa < 1/2$ so $\alpha = 0$ and since $G(x) = 1 - |x|$ when $|x| \leq 1$ our result follows from the bound proved in part 3. ■

The next corollary provides information concerning the smoothness properties of basis functions.

Corollary 83 *Suppose G is the basis function generated by a weight function w satisfying property **W03** for parameter κ . Then for each $z \in \mathbb{R}^d$, G has the following properties:*

1. *If $\alpha \leq \kappa$ and $\beta \leq \kappa$ then*

$$|D^{\alpha+\beta} G(x) - D^{\alpha+\beta} G(y)| \leq k \sqrt{(-1)^{|\alpha|} (D^{2\alpha} G(0) - \operatorname{Re}(D^{2\alpha} G)(x - y))}, \quad (1.100)$$

where

$$k = \frac{\sqrt{2}}{(2\pi)^{\frac{d}{4}}} \left(\int \frac{\xi^{2\alpha} d\xi}{w(\xi)} \right)^{\frac{1}{2}} = \sqrt{2} \sqrt{(-1)^{|\alpha|} D^{2\alpha} G(0)}. \quad (1.101)$$

2. *If $\alpha \leq \kappa$ then*

$$|D^{2\alpha} G(x)| \leq (-1)^{|\alpha|} D^{2\alpha} G(0),$$

and

$$(-1)^{|\alpha|} \operatorname{Re} D^{2\alpha} G(x) < (-1)^{|\alpha|} D^{2\alpha} G(0), \quad x \neq 0.$$

3. *Suppose $\kappa \geq 1$. Then if $\alpha \leq \kappa - 1$ and $\beta \leq \kappa$,*

$$\begin{aligned} |D^{\alpha+\beta} G(x) - D^{\alpha+\beta} G(y)| &\leq (2\pi)^{-\frac{d}{2}} \left(\int \frac{\xi^{2\beta} d\xi}{w(\xi)} \right)^{\frac{1}{2}} \left(\int \frac{|\xi|^2 \xi^{2\alpha} d\xi}{w(\xi)} \right)^{\frac{1}{2}} |x - y| \\ &= \left((-1)^{|\beta|} D^{2\beta} G(0) \right)^{\frac{1}{2}} \left((-1)^{1+|\alpha|} |D|^2 D^{2\alpha} G(0) \right)^{\frac{1}{2}} |x - y|. \end{aligned}$$

Proof. Part 1. Our starting point is equation 1.65 i.e. for $x, y \in \mathbb{R}^d$,
 $(D^\alpha R_x, D^\beta R_y)_{w,0} = (-1)^{|\beta|} (D^{\alpha+\beta} R_x)(y)$ when $\alpha \leq \kappa$, $\beta \leq \kappa$. Hence, since
 $R_x(y) = (2\pi)^{-\frac{d}{2}} G(y-x)$

$$\begin{aligned} D_z^{\alpha+\beta} (G(z-x) - G(z-y)) &= (2\pi)^{-\frac{d}{2}} D^{\alpha+\beta} (R_x - R_y)(z) \\ &= (2\pi)^{-\frac{d}{2}} (D^\alpha (R_x - R_y), D^\beta R_z)_{w,0}, \end{aligned}$$

so that

$$|D_z^{\alpha+\beta} (G(z-x) - G(z-y))| \leq (2\pi)^{-\frac{d}{2}} \|D^\alpha (R_x - R_y)\|_{w,0} \|D^\beta R_z\|_{w,0}. \quad (1.102)$$

From equation 1.75 we conclude that $\|D^\beta R_z\|_{w,0} = (2\pi)^{-\frac{d}{2}} \left(\int \frac{\xi^{2\beta} d\xi}{w(\xi)} \right)^{\frac{1}{2}}$ and then by equation 1.96 for $\|D^\alpha (R_x - R_y)\|_{w,0}$ inequality 1.100 follows.

Part 2. We have $(-1)^{|\alpha|} D^{2\alpha} G(x) = (2\pi)^{-\frac{d}{2}} \int e^{i\xi x} \frac{\xi^{2\alpha}}{w(\xi)} d\xi$, so that

$$|D^{2\alpha} G(x)| \leq (2\pi)^{-\frac{d}{2}} \int \frac{\xi^{2\alpha}}{w(\xi)} d\xi = (-1)^{|\alpha|} D^{2\alpha} G(0).$$

From part 1 we know that $(-1)^{|\alpha|} \operatorname{Re} (D^{2\alpha} G)(x-y) \leq (-1)^{|\alpha|} D^{2\alpha} G(0)$. Now suppose that $(-1)^{|\alpha|} \operatorname{Re} (D^{2\alpha} G)(z) = (-1)^{|\alpha|} D^{2\alpha} G(0)$ for some $z \neq 0$. Equation 1.96 would then imply that $D^\alpha R_x = D^\alpha R_{z+x}$ for all x , and hence $z = 0$ by part 3 of Theorem 73.

Part 3. Our starting point is inequality 1.102 of part 1. Substitute the expression for $\|D^\beta R_z\|_{w,0}$ given in the proof of part 1 and then use inequality 1.97 to estimate $\|D^\alpha (R_x - R_y)\|_{w,0}$. ■

Remark 84 Observe that by using 1.98 and 1.101 the right sides of all the estimates involving weight functions in this subsection can be written in terms of even order derivatives of the basis function evaluated at the origin.

Inequality 1.100 shows that the smoothness of the basis function near the origin implies its global smoothness. Specifically, for the one-dimensional hat function Λ we have $\kappa < 1/2$ and near the origin $|\Lambda(x) - \Lambda(y)| \leq \sqrt{2}|x-y|^{1/2}$ by part 3 of Corollary 82. However, Λ actually satisfies the stronger estimate $|\Lambda(x) - \Lambda(y)| \leq |x-y|$ everywhere i.e. it is uniformly Lipschitz continuous on \mathbb{R}^1 and Theorem 87 will generalize this result. First we will need the following extension of the Taylor series expansion with integral remainder given in Appendix A.8. **Note** that this result only uses the derivatives $\{D^\beta u\}_{|\beta|=1}$ and not $\{D^\beta u\}_{\beta \leq 1}$.

Lemma 85 Suppose $u \in C_B^{(0)}(\mathbb{R}^d)$ and as distributional derivatives $\{D^\beta u\}_{|\beta|=1} \subset L^\infty(\mathbb{R}^d)$. Then

$$u(z+b) = u(z) + (\mathcal{R}_1 u)(z, b),$$

where $\mathcal{R}_1 u$ is the integral remainder term

$$(\mathcal{R}_1 u)(z, b) = \sum_{|\beta|=1} \frac{b^\beta}{\beta!} \int_0^1 (D^\beta u)(z + (1-t)b) dt,$$

which satisfies

$$|(\mathcal{R}_1 u)(z, b)| \leq \sqrt{d} \max_{|\beta|=1} \|D^\beta u\|_{\infty; [z, z+b]} |b|, \quad (1.103)$$

and

$$|(\mathcal{R}_1 u)(z, b)| \leq \left(\sum_{|\beta|=1} \|D^\beta u\|_{\infty; [z, z+b]} \right) |b|. \quad (1.104)$$

Proof. In order to overcome the fact that $D^\beta u$ may not be $C^{(0)}(\mathbb{R}^d)$ when $|\beta| = 1$, we will use a Taylor series expansion with remainder for distributions. Suppose $\phi \in C_0^\infty$. Then the conditions on u render all the integrals

absolutely convergent and allows us to apply Fubini's theorem to swap the order of integration twice in the calculations of this lemma:

$$\begin{aligned}
[u(z+b), \phi(z)] &= [u(z), \phi(z-b)] \\
&= [u(z), \phi(z)] + \left[u(z), \sum_{|\beta|=1} \frac{(-b)^\beta}{\beta!} \int_0^1 (D^\beta \phi)(z + (1-t)(-b)) dt \right] \\
&= [u(z), \phi(z)] - \sum_{|\beta|=1} \frac{b^\beta}{\beta!} \left[u(z), \int_0^1 (D^\beta \phi)(z - (1-t)b) dt \right]. \tag{1.105}
\end{aligned}$$

We now analyze the integral remainder term of 1.105. When $|\beta| = 1$,

$$\begin{aligned}
\left[u(z), \int_0^1 (D^\beta \phi)(z - (1-t)b) dt \right] &= \int u(z) \int_0^1 (D^\beta \phi)(z - (1-t)b) dt dz \\
&= \int_0^1 \int u(z) (D^\beta \phi)(z - (1-t)b) dz dt \\
&= \int_0^1 [u(z), (D^\beta \phi)(z - (1-t)b)] dt \\
&= \int_0^1 [u(z + (1-t)b), D^\beta \phi(z)] dt \\
&= (-1)^{|\beta|} \int_0^1 [(D^\beta u)(z + (1-t)b), \phi(z)] dt \\
&= - \int_0^1 \int (D^\beta u)(z + (1-t)b) \phi(z) dz dt \\
&= - \int \int_0^1 (D^\beta u)(z + (1-t)b) dt \phi(z) dz \\
&= - \left[\int_0^1 (D^\beta u)(z + (1-t)b) dt, \phi(z) \right],
\end{aligned}$$

so 1.105 now becomes

$$[u(z+b), \phi(z)] = [u(z), \phi(z)] - \sum_{|\beta|=1} \frac{b^\beta}{\beta!} \left[\int_0^1 (D^\beta u)(z + (1-t)b) dt, \phi(z) \right],$$

for $\phi \in C_0^\infty$. Thus

$$u(z+b) = u(z) + \sum_{|\beta|=1} \frac{b^\beta}{\beta!} \int_0^1 (D^\beta u)(z + (1-t)b) dt,$$

as claimed. Finally, the estimate 1.103 is proved in a very similar manner to the integral remainder estimate A.18 of Appendix A and the estimate 1.104 is proved in a very similar manner to the remainder estimate A.19 of Appendix A. ■

Remark 86 Local Taylor expansion Suppose Ω is a region. The Taylor series expansion of the above lemma also holds if $u \in C_B^{(0)}(\not\subseteq)$, $\{D^\beta u\}_{|\beta|=1} \subset L^\infty(\not\subseteq)$ and $[z, z+b] \subset \Omega$.

We now prove that all derivatives up to order $(2n-2)\mathbf{1}$ of the extended B-spline tensor product basis function are uniformly Lipschitz continuous of order 1.

Theorem 87 Let $G_s(x) = \prod_{k=1}^d G_1(x_k)$ be an extended B-spline tensor product basis function, as introduced in Subsection 1.4.5. We then have the estimates

$$|G_s(x) - G_s(y)| \leq \sqrt{d} G_1(0)^{d-1} \|DG_1\|_\infty |x - y|, \quad x, y \in \mathbb{R}^d,$$

and if $\alpha \leq (2n-2)\mathbf{1}$,

$$|D^\alpha G_s(x) - D^\alpha G_s(y)| \leq \sqrt{d} \max_{k=1}^d \|D_k D^\alpha G_s\|_\infty |x - y|, \quad x, y \in \mathbb{R}^d. \tag{1.106}$$

Proof. From Theorem 66 we know that $G_s \in C_0^{(2n-2)\mathbf{1}}(\mathbb{R}^d)$ and that the derivatives

$\{D^\beta G_s : (2n-2)\mathbf{1} < \beta \leq (2n-1)\mathbf{1}\}$ are bounded functions. Consequently $G_s \in C_0^{(0)}(\mathbb{R}^d)$ and all the first derivatives are bounded functions. This implies $u = G_s$ satisfies the conditions of Lemma 85 with $z = y$ and $b = x - y$ so the estimate of that lemma holds i.e.

$$|G_s(x) - G_s(y)| \leq \sqrt{d} \max_{|\beta|=1} \|D^\beta G_s\|_\infty |x - y|. \quad (1.107)$$

Again by Theorem 66, $G_1 \in C_0^{(0)}(\mathbb{R}^1)$ and DG_1 is a bounded function so that

$$|G_s(x) - G_s(y)| \leq \sqrt{d} \|G_1\|_\infty^{d-1} \|DG_1\|_\infty |x - y|.$$

Finally, part 2 of Corollary 83 tells us that $\|G_1\|_\infty \leq G_1(0)$ which completes the proof of the first inequality. To prove the second inequality we simply replace G_s by $D^\alpha G_s$ in 1.107. ■

Remark 88 *I have realized that the multivariate theorem can be proven by writing*

$$\begin{aligned} G_s(x) - G_s(y) &= \{G_s(x) - G_1(y_1) G_s(x_{2:d})\} + \{G_1(y_1) G_s(x_{2:d}) - G_s(y_{1:2}) G_s(x_{3:d})\} + \dots \\ &= \{G_1(x_1) - G_1(y_1)\} G_s(x_{2:d}) + G_1(y_1) \{G_1(x_2) - G_1(y_2)\} G_s(x_{3:d}) + \dots, \end{aligned}$$

so that 1-dimensional estimates can be applied to give

$$\begin{aligned} |G_s(x) - G_s(y)| &\leq |G_1(x_1) - G_1(y_1)| \|G_1\|_\infty^{d-1} + |G_1(x_2) - G_1(y_2)| \|G_1\|_\infty^{d-1} + \dots \\ &\leq \left(\|DG_1\|_\infty \|G_1\|_\infty^{d-1} \right) |x - y|_1 \\ &\leq \sqrt{d} \|G_1\|_\infty^{d-1} \|DG_1\|_\infty |x - y|_2. \end{aligned}$$

2

The minimal norm interpolant

2.1 Introduction

The interpolant and smoother convergence results obtained in this document all assume the weight function has property W02. I have not been able to use the weight function property W03 to obtain better point-wise orders of convergence. However, Theorem 4 tells us that if a weight function has property W03 for $\kappa = \mu$ then it has property W02 for $\kappa = \underline{\mu} = \min_i \mu_i$.

In Chapter 1 of this document we introduced the basic mathematical machinery: weight function, data space and basis function. In this chapter this theory is applied to the well-known minimal norm interpolation problem. This problem is solved and several pointwise convergence results are derived. These are illustrated with numerical results obtained using several extended B-spline basis functions and special classes of data functions. The study of interpolation convergence is continued in the next three chapters.

In more detail, the functions from the Hilbert data space X_w^0 are used to define the standard minimal norm interpolation problem with independent data $X = \{x^{(i)}\}_{i=1}^N$ and dependent data $y = \{y_i\}_{i=1}^N$, the latter being obtained by evaluating a data function at X . This problem is then shown to have a unique basis function solution of the form $\sum_{i=1}^N \alpha_i G(\cdot - x^{(i)})$ with $\alpha_i \in \mathbb{C}$. The standard matrix equation for the α_i is then derived.

We will then consider several categories of estimates for the pointwise convergence of the interpolant to its data function when the data is confined to a bounded data region. In all these results the order of convergence appears as the power of the radius of the largest ball in the data region that can be fitted between the X data points. The convergence results of this document can be divided into those which **explicitly** use Lagrange interpolation theory, and thus unisolvent subsets of X (Definition 119), and those which do not. The non-unisolvency proofs are *much* simpler than the unisolvency-based results and if the data functions are chosen appropriately the constants can be calculated. However, the maximum order of convergence obtained is 1, no matter how large the parameter κ . On the other hand, the constants for the unisolvency-based results are more difficult to calculate but the order of convergence is at least equal to the value of $\lceil \kappa \rceil$.

Type 1 error estimates: no Taylor series expansion Suppose that the weight function has property W02 for some $\kappa \geq 0$, that the data X is contained in a closed bounded infinite data set K , and that the basis function G satisfies the estimate

$$|G(0) - \operatorname{Re} G(x)| \leq C_G |x|^{2s}, \quad |x| < h_G,$$

for some $h_G > 0$. Then in Theorem 104 it is shown that the interpolant $\mathcal{I}_X f$ of a data function $f \in X_w^0$ satisfies

$$|f(x) - \mathcal{I}_X f(x)| \leq k_G \|f\|_{w,0} (h_{X,K})^s, \quad x \in K,$$

when $h_{X,K} = \sup_{x \in K} \operatorname{dist}(x, X) \leq h_G$ and $k_G = (2\pi)^{-\frac{d}{4}} \sqrt{2C_G}$. This implies an order of convergence of at least s .

Type 2 error estimates: no Taylor series expansion Here we avoid making any assumptions about G and instead assume $\kappa \geq 1$ and use the properties of the Riesz representer R_x of the evaluation functional $f \rightarrow f(x)$. A consequence of this approach is the estimate (Theorem 114): when $h_{X,K} < \infty$

$$|f(x) - \mathcal{I}_X f(x)| \leq k_G \|f\|_{w,0} h_{X,K}, \quad x \in K, \quad f \in X_w^0,$$

where

$$k_G = (2\pi)^{-d/4} \sqrt{-\left(|D|^2 G\right)(0)}.$$

so the order of convergence is **always** at least 1.

Estimates based explicitly on Lagrange interpolation/unisolvency Here X is contained in a bounded data region Ω and X is assumed to have m -unisolvent subsets of order $m = \lceil \kappa \rceil$. In this case it follows from Theorem 127 that there exist constants $h_{\Omega,\kappa}, k_G > 0$ such that

$$|f(x) - \mathcal{I}_X f(x)| \leq k_G \|f\|_{w,0} (h_{X,\Omega})^m, \quad x \in \overline{\Omega}, \quad f \in X_w^0,$$

when $h_{X,\Omega} = \sup_{\omega \in \Omega} \text{dist}(\omega, X) < h_{\Omega,\kappa}$.

Numerical results are only presented for the Type 1 and Type 2 cases in 1 dimension and these illustrate the convergence of the interpolant to its data function. We will only be interested in the convergence of the interpolant to its data function and not in the algorithm's performance as an interpolant. Only the extended B-splines will be considered and we will also restrict ourselves to one dimension so that the data density parameter $h_{X,\Omega}$ can be easily calculated. If we can calculate the data function norm we can calculate the error estimate. All the extended B-spline basis weight functions have a power of $\sin^2 x$ in the denominator and so we have derived special classes of data functions for which the data function norm can be calculated. The derivation of these special classes of data functions led to the characterization of the restriction spaces $X_w^0(\Omega)$ for various class of weight function. For example, Theorem 156 shows that the restrictions of the B-spline data functions are a member of the class of **Sobolev spaces**:

$$\begin{aligned} W^{m\mathbf{1}}(\Omega) &= \{u \in L^2(\Omega) : D^\alpha u \in L^2(\Omega) \text{ for } \alpha_i \leq m, 0 \leq i \leq m\}, \quad m = 1, 2, 3, \dots \\ &= \{u \in L^2(\Omega) : D^\alpha u \in L^2(\Omega) \text{ for } \alpha \leq m\mathbf{1}\}, \quad m = 1, 2, 3, \dots \end{aligned}$$

It is easy to construct functions that are in these spaces.

As expected interpolant instability is evident and because our error estimates assume an infinite precision we filter the error to remove spikes which are a manifestation of the instability.

2.2 The space $W_{G,X}$

In this section we will define the space $W_{G,X}$ which contains the solution to the minimal norm interpolation problem 2.4. Here X is the independent data and G is the basis function. The next two results will be required to show that $W_{G,X}$ is a well defined finite dimensional vector space. The next theorem requires the following lemma which we state without proof.

Lemma 89 Suppose $\{x^{(k)}\}_{k=1}^N$ is a set of distinct points in \mathbb{R}^d and $v = (\nu_k)_{k=1}^N \in \mathbb{C}^N$. Define the function a_v by

$$a_v(\xi) = \sum_{k=1}^N \nu_k e^{-ix^{(k)}\xi}.$$

Then:

1. if $a_v(\xi) = 0$ for all ξ then $\nu_k = 0$ for all k .
2. The null space of a_v is a closed set of measure zero.

Theorem 90 Let $X = \{x^{(k)}\}_{k=1}^N$ be N distinct points in \mathbb{R}^d .

Then the set of translated basis functions $\{G(\cdot - x^{(k)})\}_{k=1}^N$ is linearly independent with respect to the complex scalars.

Proof. Suppose for complex α_k , $\sum_{k=1}^N \alpha_k G(x - x^{(k)}) = 0$. Taking the Fourier transform we obtain

$$\frac{1}{w(\xi)} \sum_{k=1}^N \alpha_k e^{ix^{(k)}\xi} = 0 \quad a.e.$$

Since $w(\xi) > 0$ a.e. we have $\sum_{k=1}^N \alpha_k e^{ix^{(k)}\xi} = 0$ and part 1 of Lemma 89 implies $\alpha_k = 0$ for all k . ■

We now introduce the space $W_{G,X}$.

Definition 91 *The finite dimensional vector space $W_{G,X}$*

Suppose the weight function w has property W02 for parameter κ , let G be the (continuous) basis function generated by w and let $X = \{x^{(k)}\}_{k=1}^N$ be a set of distinct points in \mathbb{R}^d . We have shown in Theorem 90 that the functions $G(\cdot - x^{(k)})$ are linearly independent so the span of these functions makes sense. We define the N -dimensional vector space $W_{G,X}$ by

$$W_{G,X} = \left\{ \sum_{k=1}^N \alpha_k G(\cdot - x^{(k)}) : \alpha_k \in \mathbb{C} \right\}. \quad (2.1)$$

When convenient below, functions in $W_{G,X}$ will be written in the form

$$f_\alpha(x) = \sum_{k=1}^N \alpha_k G(x - x^{(k)}) \quad \text{where } \alpha = (\alpha_k) \in \mathbb{C}^N.$$

2.3 The matrices $G_{X,X}$ and $R_{X,X}$

We will now define the *basis function matrix* $G_{X,X}$ and the *reproducing kernel matrix* $R_{X,X}$. In this document we deal with basis functions of order zero so we will deduce the simple relationship $R_{X,X} = (2\pi)^{-d/2} G_{X,X}$. These matrices will be used to construct the matrix equations for the interpolants studied in this document and the smoothers studied in Chapters 7 and 8.

Definition 92 *The basis function matrix $G_{X,X}$*

Let $X = \{x^{(n)}\}_{n=1}^N$ be a set of distinct points in \mathbb{R}^d and suppose G is the basis function generated by w . Then the basis function matrix $G_{X,X}$ is defined by

$$G_{X,X} = \left(G(x^{(i)} - x^{(j)}) \right).$$

Remark 93 Since $G = (\frac{1}{w})^\vee$ we have $\overline{G(-x)} = G(x)$ and so the matrix $G_{X,X}$ is Hermitian.

Definition 94 *The reproducing kernel matrix $R_{X,X}$*

Suppose R_x is the Riesz representer of the evaluation functional $f \rightarrow f(x)$ introduced in Theorem 72. Suppose that $X = \{x^{(k)}\}_{k=1}^N$ is a set of distinct points in \mathbb{R}^d . Then the reproducing kernel matrix is

$$R_{X,X} = \left(R_{x^{(j)}}(x^{(i)}) \right).$$

I call this the reproducing kernel matrix because the **reproducing kernel** $K(x, y)$ satisfies $K(x, y) = R_x(y)$.

Using a separate symbol for the matrix $R_{X,X}$ fits in with the case of positive order, where $R_{X,X}$ is not simply a scalar multiple of $G_{X,X}$ but is related by a more complex formula.

The reproducing kernel matrix $R_{X,X}$ has the following properties:

Theorem 95 *The reproducing kernel matrix $R_{X,X}$ has the following properties:*

1. $R_{X,X} = (2\pi)^{-d/2} G_{X,X}$.
2. $R_{X,X}$ is a Gram matrix and hence positive definite, Hermitian and regular.

3. The functions $\{R_{x^{(k)}}\}_{k=1}^N$ are independent.

Proof. Part 1 True since in Theorem 72 it was shown that $R_x(z) = (2\pi)^{-d/2} G(z - x)$.

Part 2 $R_{X,X} = (R_{x^{(j)}}(x^{(i)}))$. But from the definition of R_x , $R_{x^{(j)}}(x^{(i)}) = (R_{x^{(j)}}, R_{x^{(i)}})_{w,0}$ so $R_{X,X}$ is a Gram matrix and hence is positive definite over \mathbb{C} , Hermitian and regular.

Part 3 In Theorem 90 it was shown that the functions $G(z - x^{(k)})$ are independent and since $R_x(z) = (2\pi)^{-d/2} G(z - x)$ the functions $R_{x^{(k)}}$ are independent. ■

2.4 The vector-valued evaluation operator $\tilde{\mathcal{E}}_X$

The vector-valued evaluation operator $\tilde{\mathcal{E}}_X$ and its Hilbert space adjoint $\tilde{\mathcal{E}}_X^*$ are the fundamental operators used to solve the variational interpolation and smoothing problems.

Definition 96 *The vector-valued evaluation operator $\tilde{\mathcal{E}}_X$*

Let $X = \{x^{(i)}\}_{i=1}^N$ be a set of N distinct points in \mathbb{R}^d . Let u be a complex-valued continuous function. Then the evaluation operator $\tilde{\mathcal{E}}_X$ is defined by

$$\tilde{\mathcal{E}}_X u = \left(u(x^{(i)}) \right)_{i=1}^N.$$

Sometimes we will use the notation u_X for $\tilde{\mathcal{E}}_X u$ and when dealing with matrices $\tilde{\mathcal{E}}_X u$ will be regarded as a column vector.

Theorem 97 Properties of $\tilde{\mathcal{E}}_X$ Let $X = \{x^{(i)}\}_{i=1}^N$ be a set of distinct points in \mathbb{R}^d and suppose that the weight function w has property W02. Then we know that X_w^0 is a reproducing kernel Hilbert space of continuous functions and the evaluation functional $f \rightarrow f(x)$ has a Riesz representer, say R_x . The evaluation operator $\tilde{\mathcal{E}}_X$ will be now shown to have the following properties:

1. $\tilde{\mathcal{E}}_X : (X_w^0, \|\cdot\|_{w,0}) \rightarrow (\mathbb{C}^N, |\cdot|)$ is continuous, onto and $\text{null } \tilde{\mathcal{E}}_X = W_{G,X}^\perp$.
2. The adjoint operator $\tilde{\mathcal{E}}_X^* : \mathbb{C}^N \rightarrow X_w^0$, defined by $(\tilde{\mathcal{E}}_X f, g)_{\mathbb{C}^N} = (f, \tilde{\mathcal{E}}_X^* g)_{w,0}$, satisfies

$$\tilde{\mathcal{E}}_X^* \beta = \sum_{i=1}^N \beta_i R_{x^{(i)}}, \quad \beta \in \mathbb{C}^N,$$

and is a homeomorphism from $(\mathbb{C}^N, |\cdot|)$ to $(W_{G,X}, \|\cdot\|_{w,0})$.

3. Suppose $R_{X,X} = (R_{x^{(j)}}(x^{(i)}))$ is the reproducing kernel matrix and $\|\cdot\|$ is the matrix norm corresponding to the Euclidean vector norm. Then

$$\|\tilde{\mathcal{E}}_X^*\| = \|\tilde{\mathcal{E}}_X\| = \|R_{X,X}\| \leq \sqrt{N} \sqrt{R_0(0)}.$$

4. The operator $\tilde{\mathcal{E}}_X^* \tilde{\mathcal{E}}_X$ is self-adjoint and we have $\|\tilde{\mathcal{E}}_X^* \tilde{\mathcal{E}}_X\| = \|R_{X,X}\|^2$, as well as the formulas

$$\tilde{\mathcal{E}}_X^* \tilde{\mathcal{E}}_X f = \sum_{i=1}^N f(x^{(i)}) R_{x^{(i)}}, \quad f \in X_w^0, \quad (2.2)$$

and

$$(\tilde{\mathcal{E}}_X^* \tilde{\mathcal{E}}_X f)(x) = (\tilde{\mathcal{E}}_X f, \tilde{\mathcal{E}}_X R_x)_{\mathbb{C}^N} = (f, \tilde{\mathcal{E}}_X^* \tilde{\mathcal{E}}_X R_x)_{w,0}, \quad f \in X_w^0. \quad (2.3)$$

Also, $\tilde{\mathcal{E}}_X^* \tilde{\mathcal{E}}_X : X_w^0 \rightarrow W_{G,X}$ is onto and $\text{null } \tilde{\mathcal{E}}_X^* \tilde{\mathcal{E}}_X = W_{G,X}^\perp$.

5. The operator $\tilde{\mathcal{E}}_X \tilde{\mathcal{E}}_X^*$ is self-adjoint and if we regard the range of $\tilde{\mathcal{E}}_X$ as column vectors

$$\tilde{\mathcal{E}}_X \tilde{\mathcal{E}}_X^* \beta = R_{X,X} \beta, \quad \beta \in \mathbb{C}^N,$$

where $R_{X,X}$ is the (regular) reproducing kernel matrix introduced in Definition 94.

6. If $X = \{x^{(i)}\}_{i=1}^N$ and $Y = \{y^{(j)}\}_{j=1}^{N'}$ define $R_{X,Y} = (R_{y^{(j)}}(x^{(i)}))$ and $G_{X,Y} = (G(x^{(i)} - y^{(j)}))$ so that $R_{X,Y} = (2\pi)^{-\frac{d}{2}} G_{X,Y}$. Now when $\tilde{\mathcal{E}}_Y$ is assumed to be a column vector we have $\tilde{\mathcal{E}}_X \tilde{\mathcal{E}}_Y^* \beta = R_{X,Y} \beta$ when $\beta \in \mathbb{C}^{N'}$.

Proof. Parts 1 and 2 That $\tilde{\mathcal{E}}_X$ is continuous follows from the Cauchy-Schwartz inequality and

$$\left\| \tilde{\mathcal{E}}_X u \right\|_{\mathbb{C}^N}^2 = \sum_{i=1}^N \left| u(x^{(i)}) \right|^2 = \sum_{i=1}^N \left| (u, R_{x^{(i)}})_{w,0} \right|^2 \leq \left(\sum_{i=1}^N \|R_{x^{(i)}}\|_{w,0}^2 \right) \|u\|_{w,0}^2.$$

Clearly $\tilde{\mathcal{E}}_X u = 0$ iff $(u, R_{x^{(i)}})_{w,0} = 0$ for each $R_{x^{(i)}}$ so that $\text{null } \tilde{\mathcal{E}}_X = W_{G,X}^\perp$.

Next we show that $\tilde{\mathcal{E}}_X$ is onto. The Hilbert space adjoint of $\tilde{\mathcal{E}}_X$ is denoted $\tilde{\mathcal{E}}_X^*$ and is defined by

$$\left(\tilde{\mathcal{E}}_X u, \beta \right)_{\mathbb{C}^N} = \left(u, \tilde{\mathcal{E}}_X^* \beta \right)_{w,0}.$$

The adjoint is calculated using the representer R_x :

$$\left(\tilde{\mathcal{E}}_X u, \beta \right)_{\mathbb{C}^N} = \sum_{i=1}^N u(x^{(i)}) \bar{\beta}_i = \sum_{i=1}^N (u, R_{x^{(i)}})_{w,0} \bar{\beta}_i = \left(u, \sum_{i=1}^N \beta_i R_{x^{(i)}} \right)_{w,0},$$

so that

$$\tilde{\mathcal{E}}_X^* \beta = \sum_{i=1}^N \beta_i R_{x^{(i)}}, \quad \beta \in \mathbb{C}^N.$$

Finally we show that $\tilde{\mathcal{E}}_X^*$ is 1-1. But $\tilde{\mathcal{E}}_X^* \beta = 0$ implies $\sum_{i=1}^N \beta_i R_{x^{(i)}} = 0$ and,

since $R_{x^{(i)}} = (2\pi)^{-d/2} G(\cdot - x^{(i)})$, Theorem 90 implies the $R_{x^{(i)}}$ are linearly independent and so $\beta = 0$.

Part 3 That $\left\| \tilde{\mathcal{E}}_X^* \right\|_{op} = \left\| \tilde{\mathcal{E}}_X \right\|_{op}$ is an elementary property of the adjoint. Now

$$\begin{aligned} \left\| \tilde{\mathcal{E}}_X^* \beta \right\|_{w,0}^2 &= \left(\sum_{i=1}^N \beta_i R_{x^{(i)}}, \sum_{j=1}^N \beta_j R_{x^{(j)}} \right)_{w,0} = \sum_{i,j=1}^N \beta_i \bar{\beta}_j (R_{x^{(i)}}, R_{x^{(j)}})_{w,0} \\ &= \sum_{i,j=1}^N \beta_i \bar{\beta}_j R_{x^{(j)}}(x^{(i)}) = \beta^T R_{X,X} \bar{\beta}, \end{aligned}$$

so that, $\left\| \tilde{\mathcal{E}}_X^* \right\| = \max_{\beta \in \mathbb{C}^N} \frac{\left\| \tilde{\mathcal{E}}_X^* \beta \right\|_{w,0}}{|\beta|} = \max_{\beta \in \mathbb{C}^N} \frac{\sqrt{\beta^T R_{X,X} \bar{\beta}}}{|\beta|}$. But the latter expression is the largest (positive) eigenvalue

of the Hermitian matrix $R_{X,X}$ i.e. the value of $\|R_{X,X}\|$. Hence $\left\| \tilde{\mathcal{E}}_X^* \right\| = \|R_{X,X}\|$.

$$\begin{aligned} \left| \tilde{\mathcal{E}}_X f \right|^2 &= \sum_{k=1}^N \left| f(x^{(k)}) \right|^2 = \sum_{k=1}^N \left| (f, R_{x^{(k)}})_{w,0} \right|^2 \leq \sum_{k=1}^N \|f\|_{w,0}^2 \|R_{x^{(k)}}\|_{w,0}^2 \\ &= \sum_{k=1}^N \|f\|_{w,0}^2 R_0(0) = N R_0(0) \|f\|_{w,0}^2. \end{aligned}$$

Part 4 The fact that $\tilde{\mathcal{E}}_X^* \tilde{\mathcal{E}}_X$ is self-adjoint and the formulas 2.2 and 2.3 are simple consequences of the definition of $\tilde{\mathcal{E}}_X^*$ and R_x . That $\left\| \tilde{\mathcal{E}}_X^* \tilde{\mathcal{E}}_X \right\| = \left\| \tilde{\mathcal{E}}_X \right\|^2$ is an elementary Hilbert space result and part 3 now implies $\left\| \tilde{\mathcal{E}}_X^* \tilde{\mathcal{E}}_X \right\| = \|R_{X,X}\|^2$.

From Definition 91 we know that the functions $\{R_{x^{(i)}}\}_{i=1}^N$ form a basis for $W_{G,X}$, where the $x^{(i)}$ are the unique points of X . Hence $\text{range } \tilde{\mathcal{E}}_X^* = W_{G,X}$ and $\text{null } \tilde{\mathcal{E}}_X^* = \{0\}$. Now recall the closed-range theorem, see for example Yosida [64], p205, which states that for a continuous linear operator \mathcal{V} , the range of \mathcal{V} is closed iff the range of \mathcal{V}^* is closed. Since $\text{range } \tilde{\mathcal{E}}_X^* = W_{G,X}$ and $W_{G,X}$ is finite dimensional, $\text{range } \tilde{\mathcal{E}}_X^*$ is closed and so $\text{range } \tilde{\mathcal{E}}_X$ is closed. Consequently, using the result that $\overline{\text{range } \mathcal{V}} = (\text{null } \mathcal{V}^*)^\perp$ for any continuous linear operator \mathcal{V} , it follows that

$$\text{range } \tilde{\mathcal{E}}_X = \overline{\text{range } \tilde{\mathcal{E}}_X} = (\text{null } \tilde{\mathcal{E}}_X^*)^\perp = \{0\}^\perp = \mathbb{C}^N.$$

Part 5

$$\tilde{\mathcal{E}}_X \tilde{\mathcal{E}}_X^* \beta = \tilde{\mathcal{E}}_X \sum_{i=1}^N \beta_i R_{x^{(i)}} = \sum_{i=1}^N \tilde{\mathcal{E}}_X R_{x^{(i)}} \beta_i = \left(\tilde{\mathcal{E}}_X R_{x^{(1)}}, \dots, \tilde{\mathcal{E}}_X R_{x^{(N)}} \right) \beta = R_{X,X} \beta,$$

since $R_{X,X} = (R_{x^{(j)}}(x^{(i)}))$.

Part 6 The proof is very similar to that of part 5. ■

2.5 The minimal norm interpolation problem and its solution

In this subsection we will formulate and solve the *minimal norm interpolation problem* for scattered data. The solution to this problem will be shown to be unique and its form derived.

Before defining the interpolation problem we will introduce some notation for the data. We assume the data is *scattered* i.e. irregularly spaced, as distinct from on a regular rectangular grid. The data is a set of distinct points $\{(x^{(i)}, y_i)\}_{i=1}^N$ with $x^{(i)} \in \mathbb{R}^d$ and $y_i \in \mathbb{C}$. We assume the $x^{(i)}$ must be distinct and set $X = \{x^{(i)}\}_{i=1}^N$ and $y = \{y_i\}_{i=1}^N$. In this document X will be called the *independent data* and y the *dependent data*.

The minimal norm interpolation problem
Suppose $\{(x^{(i)}, y_i)\}_{i=1}^N$ is scattered data, where the $x^{(i)}$ are distinct. We say $u_I \in X_w^0$ is a solution of the minimal norm interpolation problem if it interpolates the data and satisfies $\ u_I\ _{w,0} \leq \ u\ _{w,0}$ for any other interpolant $u \in X_w^0$.

(2.4)

Using Hilbert space techniques we will now do the following:

1. Show there exists a unique minimal norm interpolant.
2. Show the interpolant is a basis function interpolant i.e. show that it lies in $W_{G,X}$.
3. Construct a matrix equation for the coefficients of the *data-translated* basis functions $G(\cdot - x^{(k)})$.

The next theorem proves the minimal norm interpolation problem has a unique solution.

Theorem 98 *For given data there exists a unique minimal norm interpolant u_I . If v is any other interpolant satisfying $\tilde{\mathcal{E}}_X v = y$ then*

$$\|u_I\|_{w,0}^2 + \|v - u_I\|_{w,0}^2 = \|v\|_{w,0}^2, \quad (2.5)$$

or equivalently

$$(v - u_I, u_I)_{w,0} = 0. \quad (2.6)$$

Proof. Since the evaluation operator $\tilde{\mathcal{E}}_X : X_w^0 \rightarrow \mathbb{C}^N$ is continuous and onto, and the singleton set $\{y\}$ is closed, it follows that the set

$$\{u : \tilde{\mathcal{E}}_X u = y\} = \tilde{\mathcal{E}}_X^{-1}(y),$$

is a non-empty, proper, closed subspace of the Hilbert space X_w^0 . Hence this subspace contains a unique element of smallest norm, say u_I . If $\tilde{\mathcal{E}}_X v = y$ then

$$\{u : u \in X_w^0 \text{ and } \tilde{\mathcal{E}}_X u = y\} = \{v - s : s \in \text{null } \tilde{\mathcal{E}}_X\}.$$

Now

$$\min \left\{ \|v - s\|_{w,0} : s \in \text{null } \tilde{\mathcal{E}}_X \right\} = \text{dist} \left(v, \text{null } \tilde{\mathcal{E}}_X \right),$$

is the distance between v and the closed subspace $\text{null } \tilde{\mathcal{E}}_X$. Therefore there exists a unique $s_I \in \text{null } \tilde{\mathcal{E}}_X$ such that

$$u_I = v - s_I, \quad (2.7)$$

$$\|v - s_I\|_{w,0} = \min \left\{ \|v - s\|_{w,0} : s \in \text{null } \tilde{\mathcal{E}}_X \right\},$$

and

$$\|s_I\|_{w,0}^2 + \|v - s_I\|_{w,0}^2 = \|v\|_{w,0}^2. \quad (2.8)$$

Substituting for s_I in 2.8 using 2.7 yields 2.5. Equation 2.6 follows since it is a necessary and sufficient condition for 2.5 to be true. ■

Next we prove that the minimal norm interpolant lies in the space $W_{G,X}$ of Definition 91.

Theorem 99 *For each data vector $y \in \mathbb{C}^N$ the minimal norm interpolant u_I is given by*

$$u_I = \tilde{\mathcal{E}}_X^* R_{X,X}^{-1} y = (2\pi)^{d/2} \tilde{\mathcal{E}}_X^* (G_{X,X})^{-1} y, \quad (2.9)$$

where $\tilde{\mathcal{E}}_X^* R_{X,X}^{-1} : \mathbb{C}^N \rightarrow W_{G,X}$ is an isomorphism. We also have

$$u_I(z) = \left(\tilde{\mathcal{E}}_X \overline{R_z} \right)^T R_{X,X}^{-1} y. \quad (2.10)$$

Proof. From part 5 of Theorem 97, $\tilde{\mathcal{E}}_X \tilde{\mathcal{E}}_X^* = R_{X,X}$. Now by Theorem 95 $R_{X,X}$ is regular but in general $R_{X,X} \neq I$ so in general $\tilde{\mathcal{E}}_X \tilde{\mathcal{E}}_X^* y \neq y$ and $\tilde{\mathcal{E}}_X^* y$ is not an interpolant. However, $\tilde{\mathcal{E}}_X \left(\tilde{\mathcal{E}}_X^* R_{X,X}^{-1} y \right) = I$, so $\tilde{\mathcal{E}}_X^* R_{X,X}^{-1} y$ is an interpolant in $W_{G,X}$. For convenience set $u = \tilde{\mathcal{E}}_X^* R_{X,X}^{-1} y$. We want to show that $u = u_I$. But

$$(u, u_I - u)_{w,0} = \left(\tilde{\mathcal{E}}_X^* R_{X,X}^{-1} y, u_I - u \right)_{w,0} = \left(R_{X,X}^{-1} y, \tilde{\mathcal{E}}_X (u_I - u) \right)_{w,0} = 0,$$

since u_I and u are both interpolants to y . Thus

$$\|u_I\|_{w,0}^2 = \|u_I - u + u\|_{w,0}^2 = \|u_I - u\|_{w,0}^2 + \|u\|_{w,0}^2,$$

since $(u, u_I - u)_{w,0} = 0$. If $u \neq u_I$ then $\|u\|_{w,0} < \|u_I\|_{w,0}$, contradicting the fact that u_I is the minimal interpolant. Since $R_{X,X}$ is regular, $R_{X,X}^{-1}$ is an isomorphism from \mathbb{C}^N to \mathbb{C}^N and because $\tilde{\mathcal{E}}_X^*$ is an isomorphism from \mathbb{C}^N to $W_{G,X}$ we have that $\tilde{\mathcal{E}}_X^* R_{X,X}^{-1} : \mathbb{C}^N \rightarrow W_{G,X}$ is an isomorphism.

Finally, using the definition of the adjoint $\tilde{\mathcal{E}}_X^*$

$$u_I(z) = (u_I, R_z)_{w,0} = \left(\tilde{\mathcal{E}}_X^* R_{X,X}^{-1} y, R_z \right)_{w,0} = \left(R_{X,X}^{-1} y, \tilde{\mathcal{E}}_X R_z \right) = \left(\tilde{\mathcal{E}}_X \overline{R_z} \right)^T R_{X,X}^{-1} y.$$

■

The last theorem allows us to define the mapping between a data function and its corresponding interpolant.

Definition 100 *Data functions and the interpolant mapping $\mathcal{I}_X : X_w^0 \rightarrow W_{G,X}$*

Given an independent data set X , we shall assume that each member of X_w^0 can act as a legitimate data function f and generate the dependent data vector $\tilde{\mathcal{E}}_X f$.

Equation 2.9 of Theorem 99 enables us to define the linear mapping $\mathcal{I}_X : X_w^0 \rightarrow W_{G,X}$ from the data functions to the corresponding unique minimal norm interpolant $\mathcal{I}_X f = u_I$ given by

$$\mathcal{I}_X f = \tilde{\mathcal{E}}_X^* R_{X,X}^{-1} \tilde{\mathcal{E}}_X f, \quad f \in X_w^0. \quad (2.11)$$

Since $\tilde{\mathcal{E}}_X \mathcal{I}_X f = \tilde{\mathcal{E}}_X f$, Theorem 97 can be easily used to show that \mathcal{I}_X is a self-adjoint projection onto $W_{G,X}$ with null space $W_{G,X}^\perp$, and that $\mathcal{I}_X f = f$ iff $f \in W_{G,X}$. Since f interpolates the data it follows from Theorem 98 that

$$\|f - \mathcal{I}_X f\|_{w,0} \leq \|f\|_{w,0}, \quad \|\mathcal{I}_X f\|_{w,0} \leq \|f\|_{w,0}, \quad f \in X_w^0, \quad (2.12)$$

i.e. \mathcal{I}_X and $I - \mathcal{I}_X$ are contractions.

We now know that the interpolant lies in $W_{G,X}$ and from Theorem 90 we know that $\{G(\cdot - x^{(k)})\}$ is a basis for $W_{G,X}$. The next step is to derive a matrix equation for the coefficients of the $G(\cdot - x^{(k)})$:

Theorem 101 *The space $W_{G,X}$ contains only one interpolant to any given independent data vector $y \in \mathbb{C}^N$. This interpolant is the minimal norm interpolant and is defined uniquely by*

$$u_I(x) = \sum_{k=1}^N v_k G(x - x^{(k)}), \quad (2.13)$$

where the coefficient vector $v = (v_k)$ satisfies the regular basis matrix equation

$$G_{X,X}v = y. \quad (2.14)$$

Proof. From Theorem 99 we know that for a given independent data vector y , $W_{G,X}$ contains the minimal norm interpolant. Suppose $W_{G,X}$ contains another interpolant v_I . Then $\tilde{\mathcal{E}}_X(u_I - v_I) = 0$ and so $u_I - v_I \in \text{null } \tilde{\mathcal{E}}_X$. But from part 1 of Theorem 97 $\text{null } \tilde{\mathcal{E}}_X = W_{G,X}^\perp$. Hence $u_I - v_I \in W_{G,X}^\perp$ and so $u_I = v_I$ since $W_{G,X}^\perp \cap W_{G,X} = \{0\}$.

Equation 2.13 and the interpolation requirement $u_I(x^{(k)}) = y_k$ implies $G_{X,X}v = y$ and by Theorem 95 $G_{X,X}$ is regular. ■

2.6 Error estimates - no Taylor series expansions

In this subsection we will prove several pointwise estimates of the rate of convergence of the minimal norm interpolant $\mathcal{I}_X f$ to its data function $f \in X_w^0$ as the independent data X ‘fills’ a bounded closed data region K . Unlike the results given by Light and Wayne for positive order in [40] and [41], the results of this section do not use ‘explicit’ Lagrange interpolation theory and no Taylor series expansions so the proofs are much simpler and the constants can be calculated. Instead, we use the properties of the Riesz representer R_x and this allows us to avoid assumptions about the boundary.

The order of convergence appears as the power of the radius of the largest ball that can be fitted between the data points i.e. the radius of the **largest spherical cavity**.

For want of better names we will just call our convergence estimates **Type 1** and **Type 2**. In the case of Type 1 the weight function has property W02 for some $\kappa \geq 0$ and the basis function G satisfies an extra smoothness condition near the origin. For Type 2 estimates the weight function has property W02 for some $\kappa \geq 1$ and we use pointwise estimates based on the Riesz representer.

Here we could say we are actually using order 1 unisolvent subsets of the data because by part 3 of Theorem 120 every data point is a minimal unisolvent point and the results of the next section are valid for $m = 1$.

When deriving error estimates we hope that as the number of evaluation points X increases i.e. as the ‘minimum density’ of the points increases, the interpolant will converge uniformly pointwise to the data function f on the data region K . The minimum density of the independent data points is measured using the expression

$$h_{X,K} = \sup_{x \in K} \text{dist}(x, X) = \sup_{x \in K} \min_{x^{(k)} \in X} |x - x^{(k)}|. \quad (2.15)$$

Here $h_{X,K}$ is the maximum distance between a point in K and a point in X , or equivalently $h_{X,K}$ is the radius of the largest open ball centered in K which does not contain any of the data points. Its use clearly makes sense intuitively but from a numerical point of view, in dimensions greater than 1, the calculation of $h_{X,K}$ presents formidable difficulties.

Theorem 72 tells us that the representer of the evaluation functional $f \rightarrow f(x)$ is

$$R_x = (2\pi)^{-d/2} G(\cdot - x) \in X_w^0. \text{ Thus for any data function } f \in X_w^0$$

$$f(x) - (\mathcal{I}_X f)(x) = (f - \mathcal{I}_X f, R_x)_{w,0},$$

where $\mathcal{I}_X f$ is the minimal interpolant of the data function on the independent data set X . Hence

$$\begin{aligned} |f(x) - (\mathcal{I}_X f)(x)| &= |(f - \mathcal{I}_X f, R_x)_{w,0}| \leq \|f - \mathcal{I}_X f\|_{w,0} \|R_x\|_{w,0} \\ &= (2\pi)^{-d/4} \sqrt{G(0)} \|f - \mathcal{I}_X f\|_{w,0}, \end{aligned} \quad (2.16)$$

where $G(0)$ is real and positive. The error information is clearly now restricted to the expression $\|f - \mathcal{I}_X f\|_{w,0}$ and if the inequality

$$\|f - \mathcal{I}_X f\|_{w,0} \leq \|f\|_{w,0}, \quad (2.17)$$

implied by equation 2.5 is used the error information is completely lost. We can retain some of this information as follows. Choose any independent data point $x^{(j)}$. Then the interpolation property implies

$$f(x) - (\mathcal{I}_X f)(x) = (f - \mathcal{I}_X f)(x) - (f - \mathcal{I}_X f)(x^{(j)}). \quad (2.18)$$

In the results proved below we will use the estimates for $|f(x) - f(y)|$ and $|G(x) - G(y)|$ derived in Section 1.6. Before deriving the first error estimate I will show that there exists a suitable sequence of independent data sets $X^{(k)}$ with $h_{X^{(k)},K}$ tending to zero:

Theorem 102 *Suppose K is a bounded closed infinite set containing all the independent data sets. Then there exists a sequence of independent data sets $X^{(k)} \subset K$ such that $X^{(k)} \subset X^{(k+1)}$ and $h_{X^{(k)},K} \rightarrow 0$ as $k \rightarrow \infty$.*

Proof. For each $k = 1, 2, 3, \dots$ there exists a finite covering of K by the balls

$\left\{ B\left(a_k^{(j)}; \frac{1}{k}\right) \right\}_{j=1}^{M_k}$. Construct $X^{(1)}$ by choosing points from K so that one point lies in each ball $B\left(a_k^{(j)}; \frac{1}{k}\right)$. Construct $X^{(k+1)}$ by first choosing the points $X^{(k)}$ and then at least one extra point so that $X^{(k+1)}$ contains points from each ball $B\left(a_{k+1}^{(j)}; \frac{1}{k+1}\right)$.

Then $x \in K \cap X^{(k)}$ implies $x \in B\left(a_k^{(j)}; \frac{1}{k}\right)$ for some j and hence $\text{dist}(x, X^{(k)}) \leq \frac{1}{k}$. Thus $h_{X^{(k)},K} = \sup_{x \in K} \text{dist}(x, X^{(k)}) \leq \frac{1}{k}$ and $\lim_{k \rightarrow \infty} h_{X^{(k)},K} = 0$. ■

We start with some simple bounds for the pointwise error of the interpolant:

Theorem 103 *Suppose the weight function w has basis function G . Then the interpolant $\mathcal{I}_X f$ of any data function f satisfies*

$$|f(x) - \mathcal{I}_X f(x)| \leq \sqrt{(f - \mathcal{I}_X f, f)_{w,0}} \sqrt{R_0(0)}, \quad x \in \mathbb{R}^d, \quad (2.19)$$

where $\sqrt{(f - \mathcal{I}_X f, f)_{w,0}} \leq \|f\|_{w,0}$ and $R_0(0) = (2\pi)^{-\frac{d}{2}} G(0)$.

Also

$$|R_y(x) - \mathcal{I}_X R_y(x)| \leq R_0(0), \quad x, y \in \mathbb{R}^d. \quad (2.20)$$

Proof. Since \mathcal{I}_X is a self-adjoint projection w.r.t. $(\cdot, \cdot)_{w,0}$

$$|f(x) - (\mathcal{I}_X f)(x)| = \left| (f - \mathcal{I}_X f, R_x)_{w,0} \right| \leq \|f - \mathcal{I}_X f\|_{w,0} \|R_x\|_{w,0} = \sqrt{(f - \mathcal{I}_X f, f)_{w,0}} \sqrt{R_x(x)}.$$

But $R_y(x) = (2\pi)^{-\frac{d}{2}} G(x - y)$ and inequalities 2.12 imply $\|f - \mathcal{I}_X f\|_{w,0} \leq \|f\|_{w,0}$ so that $\sqrt{(f - \mathcal{I}_X f, f)_{w,0}} \leq \|f\|_{w,0}$ and $R_x(x) = R_0(0) = (2\pi)^{-\frac{d}{2}} G(0)$. Now letting $f = R_y$ in 2.19 we get

$$|R_y(x) - (\mathcal{I}_X R_y)(x)| \leq \sqrt{(R_y - \mathcal{I}_X R_y, R_y)_{w,0}} \sqrt{R_0(0)} = \sqrt{R_y(y) - (\mathcal{I}_X R_y)(y)} \sqrt{R_0(0)},$$

which implies that when $x = y$, $R_y(y) - (\mathcal{I}_X R_y)(y) \leq R_0(0)$ and so

$$|R_y(x) - (\mathcal{I}_X R_y)(x)| \leq R_0(0),$$

as required. ■

2.6.1 Type 1 pointwise estimates (W02, $\kappa \geq 0$)

Type 1 estimates place no *a priori* restriction on κ which always satisfies $\kappa \geq 0$. In the next theorem a smoothness condition is applied to the basis function near the origin and this will allow a uniform order of convergence estimate to be obtained for the interpolant in a closed bounded infinite data region. The next result is based on part 2 of Corollary 75.

Theorem 104 *Interpolant convergence* Suppose the weight function w has property W02 and that G is the basis function generated by w . Assume that for some $s > 0$ and constants $C_G, h_G > 0$ the basis function satisfies

$$G(0) - \operatorname{Re} G(x) \leq C_G |x|^{2s}, \quad |x| < h_G. \quad (2.21)$$

Let \mathcal{I}_X be the minimal norm interpolant mapping with the independent data set X contained in the closed bounded infinite set K , and let $k_G = (2\pi)^{-\frac{d}{4}} \sqrt{2C_G}$. Then for any data function $f \in X_w^0$ it follows that $\sqrt{(f - \mathcal{I}_X f, f)_{w,0}} \leq \|f\|_{w,0}$ and

$$|f(x) - \mathcal{I}_X f(x)| \leq k_G \sqrt{(f - \mathcal{I}_X f, f)_{w,0}} (h_{X,K})^s, \quad x \in K, \quad (2.22)$$

when $h_{X,K} = \sup_{x \in K} \operatorname{dist}(x, X) < h_G$ i.e. the order of convergence is at least s .

Proof. From Theorem 103, $\sqrt{(f - \mathcal{I}_X f, f)_{w,0}} \leq \|f\|_{w,0}$. Now fix $x \in K$ and let $X = \{x^{(j)}\}_{j=1}^N \subset K$ be an independent data set. Using the fact that $\mathcal{I}_X f$ interpolates f on X we can apply part 2 of Corollary 75 to obtain

$$\begin{aligned} |f(x) - \mathcal{I}_X f(x)| &= \left| (f - \mathcal{I}_X f)(x) - (f - \mathcal{I}_X f)(x^{(j)}) \right| \\ &\leq (2\pi)^{-\frac{d}{4}} \sqrt{2} \|f - \mathcal{I}_X f\|_{w,0} \sqrt{G(0) - \operatorname{Re} G(x - x^{(j)})} \\ &= (2\pi)^{-\frac{d}{4}} \sqrt{2} \sqrt{(f - \mathcal{I}_X f, f)_{w,0}} \sqrt{G(0) - \operatorname{Re} G(x - x^{(j)})}, \end{aligned}$$

for all j , where the last step used the fact that \mathcal{I}_X is a self-adjoint projection. Then, noting that $\operatorname{dist}(x, X) < h_G$, we can apply the upper bound 2.21 and obtain

$$\begin{aligned} |f(x) - \mathcal{I}_X f(x)| &\leq (2\pi)^{-\frac{d}{4}} \sqrt{2} \sqrt{(f - \mathcal{I}_X f, f)_{w,0}} \sqrt{C_G |x - x^{(j)}|^{2s}} \\ &= k_G \sqrt{(f - \mathcal{I}_X f, f)_{w,0}} |x - x^{(j)}|^s, \end{aligned}$$

for all j and so

$$\begin{aligned} |f(x) - \mathcal{I}_X f(x)| &\leq k_G \sqrt{(f - \mathcal{I}_X f, f)_{w,0}} (\operatorname{dist}(x, X))^s \\ &\leq k_G \sqrt{(f - \mathcal{I}_X f, f)_{w,0}} \left(\sup_{x \in K} \operatorname{dist}(x, X) \right)^s \\ &= k_G \sqrt{(f - \mathcal{I}_X f, f)_{w,0}} (h_{X,K})^s, \end{aligned}$$

where the last step used inequalities 2.12. Since $\sqrt{(f - \mathcal{I}_X f, f)_{w,0}} \leq \|f\|_{w,0}$ the order of convergence is at least s . ■

We now prove a **double convergence rate** for the interpolant of data functions which are Riesz representers $R_{x'}$. This predicts a convergence order which is at least double that for an arbitrary data function. It also predicts a global bound for the error.

Corollary 105 Under the notation and assumptions of the previous Theorem 104 the Riesz representer data functions $R_{x'}$ satisfy

$$|R_{x'}(x) - (\mathcal{I}_X R_{x'})(x)| \leq (k_G)^2 (h_{X,K})^{2s}, \quad x \in K, \quad x' \in \mathbb{R}^d,$$

when $h_{X,K} \leq h_G$ i.e. the order of convergence is at least $2s$ in $h_{X,K}$.

Proof. The key to this result is the term $\sqrt{(f, f - \mathcal{I}_X f)_{w,0}}$ in the estimate 2.22 proved in the last theorem. Substituting $f = R_{x'}$ in 2.22 gives

$$\begin{aligned} |R_{x'}(x) - (\mathcal{I}_X R_{x'})(x)| &\leq k_G \sqrt{(R_{x'} - \mathcal{I}_X R_{x'}, R_{x'})_{w,0}} (h_{X,K})^s \\ &= k_G \sqrt{R_{x'}(x') - (\mathcal{I}_X R_{x'})(x')} (h_{X,K})^s, \end{aligned}$$

so that

$$R_{x'}(x') - (\mathcal{I}_X R_{x'})(x') \leq k_G \sqrt{R_{x'}(x') - (\mathcal{I}_X R_{x'})(x')} (h_{X,K})^s,$$

which implies

$$|R_{x'}(x) - (\mathcal{I}_X R_{x'})(x)| \leq (k_G)^2 (h_{X,K})^{2s},$$

as required. ■

2.6.2 Examples: radial basis functions

For the shifted thin-plate splines, Gaussian, Sobolev and extended B-splines we will derive the interpolant error parameters s , h_G and C_G defined above in Theorem 104. To do this I will use the results of Theorem 79 when $\kappa \geq 1$: namely if w satisfies property W02 for $\kappa = 1$ then

$$|G(0) - \operatorname{Re} G(x)| \leq C_G |x|^2, \quad x \in \mathbb{R}^d, \quad (2.23)$$

where

$$G(x) = f(r^2) \text{ implies } C_G = \|2rf'' + f'\|_\infty, \quad (2.24)$$

$$G(x) = g(r) \text{ implies } C_G = \frac{1}{2} \|g''\|_\infty. \quad (2.25)$$

If $\kappa < 1$ I will use the mean value theorem.

Example 106 Shifted thin-plate splines From 1.2.5 the basis functions are given by

$$G(x) = (-1)^{\lceil v \rceil} \left(1 + |x|^2\right)^v, \quad -d/2 < v < 0.$$

The weight function has property W02 for all $\kappa \geq 0$ so we can use the estimates 2.24 and 2.25. But G depends on $|x|^2$ so 2.24 is easier algebraically: $f(r) = (-1)^{\lceil v \rceil} (1+r)^v$, $f'(r) = (-1)^{\lceil v \rceil} v (1+r)^{v-1}$, $f''(r) = (-1)^{\lceil v \rceil} v(v-1)(1+r)^{v-2}$ and $f'''(r) = (-1)^{\lceil v \rceil} v(v-1)(v-2)(1+r)^{v-3}$. For the function $|2rf'' + f'|$ to take a maximum $3f''(r) = -2rf'''(r)$ must be satisfied i.e. $3v(v-1)(1+r)^{v-2} = -2v(v-1)(v-2)(1+r)^{v-3}$ which reduces to $3(1+r) = -2(v-2) = 2(2-v)$ so that

$$C_G = |(2rf'' + f')(r_{\max})|, \quad \text{where } f(r) = (1+r)^v \text{ and } r_{\max} = \frac{(1-2v)}{3}. \quad (2.26)$$

Also $h_G = \infty$, $s = 1$ and $k_G = (2\pi)^{-\frac{d}{4}} \sqrt{2C_G}$. The order of convergence for an arbitrary data function is at least 1 and that for the Riesz representer is at least 2.

Example 107 Gaussian The weight function has property W02 for all $\kappa \geq 0$. It is easier algebraically to set $G(x) = f(r^2)$ where $f(r) = e^{-r}$ and use 2.24. For the function $2rf'' + f'$ to take a maximum $3f''(r) = -2rf'''(r)$ must be satisfied i.e. $3e^{-r} = 2re^{-r}$ so that $r_{\max} = 3/2$ and hence $C_G = (2rf'' + f')(r_{\max}) = (2re^{-r} - e^{-r})(r_{\max}) = 2e^{-3/2}$:

$$C_G = 2e^{-3/2}.$$

Also $h_G = \infty$, $s = 1$ and $k_G = (2\pi)^{-\frac{d}{4}} \sqrt{2C_G}$.

The order of convergence for an arbitrary data function is at least 1 and that for the Riesz representer is at least 2.

Example 108 Sobolev splines For this case the basis function is 1.18 i.e.

$$G(x) = \frac{1}{2^{v-1}\Gamma(v)} \tilde{K}_{v-d/2}(|x|), \quad x \in \mathbb{R}^d, \quad (2.27)$$

constrained by $v > d/2$. The weight function has property W02 for $0 \leq \kappa < v - d/2$. There are two cases: $v - d/2$ is a positive integer and $v - d/2$ is a positive non-integer. Refer to Sections 3.1, 3.2 and 3.3 of Magnus et al. [44] for the properties of K_v and \tilde{K}_v given below: the smoothness results have been obtained from the infinite series representations and at $r = 0$, $\tilde{K}_v(r)$ has the same smoothness as $r^{2v} \ln r$.

Case 1: $v - d/2 = 1, 2, 3, \dots$ Here we are dealing with the modified Bessel functions of integer order. Now rK_0 has properties

$$rK_0 \in C^{(0)}([0, \infty)) \cap C^\infty(0, \infty); \quad \lim_{r \rightarrow 0} rK_0(r) = 0; \quad K_0(r) > 0, \quad r > 0;$$

$$\lim_{r \rightarrow \infty} rK_0(r) = 0.$$

and numerical experiments lead to the hypothesis: $rK_0(r)$ has a single turning (maximum) point:

$$0 \leq rK_0(r) \leq r'K_0(r') \lesssim 0.4665 \text{ when } 0 \leq r \leq r' \leq \arg \min \rho K_0(\rho) \simeq 0.595.$$

In general, for $m = 1, 2, 3, \dots$, $\tilde{K}_m = r^m K_m(r)$ satisfies

$$\tilde{K}_{-m} = \tilde{K}_m; \quad \tilde{K}_m \in C^{(2m-1)}([0, \infty)) \cap C^\infty(0, \infty); \quad \tilde{K}_m(0) = 2^{m-1}(m-1)!;$$

$$\tilde{K}_m(r) > 0, \quad r > 0,$$

the derivative of \tilde{K}_m satisfies

$$D\tilde{K}_m(r) = -r\tilde{K}_{m-1}(r); \quad D\tilde{K}_m(0) = 0; \quad D\tilde{K}_m(r) < 0, \quad x > 0;$$

$$\lim_{r \rightarrow \infty} D\tilde{K}_m(r) = 0,$$

and if $m \geq 2$, the second derivative of \tilde{K}_m satisfies

$$D^2\tilde{K}_m(r) = -\tilde{K}_{m-1}(r) + r^2\tilde{K}_{m-2}(r); \quad D^2\tilde{K}_m(0) = -2^{m-2}(m-2)!; \quad (2.28)$$

$$\lim_{r \rightarrow \infty} D^2\tilde{K}_m(r) = 0.$$

Now we want to estimate $|G(0) - \operatorname{Re} G(x)|$:

When $v - d/2 = 1$ we have $\kappa < 1$ and so we cannot use 2.23. However, by the mean value theorem

$$\left| \tilde{K}_1(r) - \tilde{K}_1(0) \right| \leq \max_{\rho \in [0, r]} \left| D\tilde{K}_1(\rho) \right| r = \max_{\rho \in [0, r]} (\rho K_0(\rho)) r \leq \|\rho K_0(\rho)\|_\infty r,$$

so that

$$G(0) - \operatorname{Re} G(x) = \frac{1}{2^{v-1}\Gamma(v)} \left(\tilde{K}_1(0) - \tilde{K}_1(|x|) \right)$$

$$\leq \frac{1}{2^{v-1}\Gamma(v)} \|\rho K_0(\rho)\|_\infty |x|, \quad (2.29)$$

and consequently

$$\text{if } v - d/2 = 1 \text{ then } s = 1/2, \quad C_G = \frac{\|\rho K_0(\rho)\|_\infty}{2^{v-1}\Gamma(v)}, \quad h_G = \infty. \quad (2.30)$$

On the other hand if $v - d/2 = 2, 3, 4, \dots$ then $\kappa \geq 1$ and we can use the estimate 2.23. Indeed, since

$$G(x) = g(r) = \frac{1}{2^{v-1}\Gamma(v)} \tilde{K}_{v-d/2}(r), \quad (2.31)$$

we have

$$C_G = \frac{1}{2} \|g''\|_\infty = \frac{1}{2^v\Gamma(v)} \left\| D^2\tilde{K}_{v-d/2} \right\|_\infty, \quad v - d/2 = 2, 3, 4, \dots, \quad (2.32)$$

and thus

$$\text{if } v - d/2 = 2, 3, 4, \dots \text{ then } s = 1, \quad C_G \text{ is given by 2.32, } h_G = \infty. \quad (2.33)$$

Case 2: $v - d/2 > 0$ and non-integer Here we are deal with the modified Bessel functions K_μ of positive non-integer order. We have

$$\tilde{K}_{-\mu} = \tilde{K}_\mu; \quad \tilde{K}_\mu \in C^{(\lfloor 2\mu \rfloor)}([0, \infty)) \cap C^\infty(0, \infty); \quad \tilde{K}_\mu(0) = 2^{|\mu|-1}\Gamma(|\mu|);$$

$$\tilde{K}_\mu(r) > 0, \quad r > 0; \quad \lim_{r \rightarrow \infty} \tilde{K}_\mu(r) = 0;$$

If $\frac{1}{2} \leq \mu < 1$ then $\tilde{K}_\mu \in C^{(1)}([0, \infty))$ and

$$D\tilde{K}_\mu(r) = -r\tilde{K}_{\mu-1}(r),$$

so that

$$D\tilde{K}_\mu(0) = 0; \quad D\tilde{K}_\mu(r) < 0, \quad r > 0; \quad \lim_{r \rightarrow \infty} D\tilde{K}_\mu(r) = 0.$$

If $\mu \geq 1$ then $\tilde{K}_\mu \in C^{(2)}([0, \infty))$ and

$$D^2\tilde{K}_\mu(r) = -\tilde{K}_{\mu-1}(r) + r^2\tilde{K}_{\mu-2}(r),$$

so that

$$D^2\tilde{K}_\mu(0) = -\tilde{K}_{\mu-1}(0) = -2^{|\mu-2|}\Gamma(|\mu-1|), \quad (2.34)$$

and

$$\lim_{r \rightarrow \infty} D^2\tilde{K}_\mu(r) = 0.$$

Now we want to estimate $G(0) - \operatorname{Re} G(x)$.

When $1/2 \leq v - d/2 < 1$ we have $\kappa < 1$ and so we cannot use 2.23. However, if $1/2 \leq \mu < 1$ the mean value theorem implies

$$\left| \tilde{K}_\mu(r) - \tilde{K}_\mu(0) \right| \leq r \max_{\rho \in [0, r]} \left| D\tilde{K}_\mu(\rho) \right| \leq \left\| \rho \tilde{K}_{\mu-1}(\rho) \right\|_\infty r = \left\| \rho^\mu K_{1-\mu}(\rho) \right\|_\infty r,$$

so that

$$G(0) - \operatorname{Re} G(x) = \frac{1}{2^{v-1}\Gamma(v)} \left(\tilde{K}_{v-d/2}(0) - \tilde{K}_{v-d/2}(r) \right) \leq \frac{1}{2^v\Gamma(v)} \left\| \rho^{v-d/2} K_{1-(v-d/2)}(\rho) \right\|_\infty r,$$

and

$$C_G = \frac{1}{2^v\Gamma(v)} \left\| \rho^{v-d/2} K_{1-(v-d/2)}(\rho) \right\|_\infty, \quad 1/2 \leq v - d/2 < 1. \quad (2.35)$$

When $v - d/2 > 1, v - d/2 \notin \mathbb{Z}_+$ we have $\kappa \geq 1$ and so we can use 2.23 and 2.25 to get

$$C_G = \frac{1}{2} \|g''\|_\infty = \frac{1}{2^v\Gamma(v)} \left\| D^2\tilde{K}_{v-d/2} \right\|_\infty, \quad v - d/2 > 1, \quad (2.36)$$

and together with 2.35 we can conclude that:

$$\begin{aligned} s = 1/2, \quad C_G \text{ is given by 2.35, } h_G = \infty, \quad 1/2 \leq v - d/2 < 1, \\ s = 1, \quad C_G \text{ is given by 2.36, } h_G = \infty, \quad v - d/2 > 1, \quad v - d/2 \notin \mathbb{Z}_+. \end{aligned} \quad (2.37)$$

2.6.3 Examples: tensor product extended B-splines

With reference to the error estimate of Theorem 104:

Corollary 109 *Suppose the weight function is a tensor product extended B-spline weight function with parameters n and l . Then, if G_1 is the univariate basis function, the order of convergence s of the minimal norm interpolant to its data function is at least $1/2$ and $C_G = \sqrt{d}G_1(0)^{d-1} \|DG_1\|_\infty$ and $h_G = \infty$.*

Proof. Theorem 87 showed that

$$|G_s(x) - G_s(y)| \leq \sqrt{d}G_1(0)^{d-1} \|DG_1\|_\infty |x - y|, \quad x, y \in \mathbb{R}^d,$$

so Theorem 104 gives this result. ■

2.6.4 Examples: summary table

Table 2.1 summarizes the convergence results 2.30, 2.33 and 2.37 for the Sobolev splines as predicted by Theorem 104, as well as those for the other *Type 1* examples.

Type 1 interpolant error estimates Smoothness condition on basis function near origin.				
Weight function	Parameter constraints	Converg. order s	C_G	h_G
Sobolev splines ($v > d/2$)	$\frac{1}{2} < v - \frac{d}{2} \leq 1$	$\frac{1}{2}$	$\frac{\ \rho^{v-\frac{d}{2}} K_{1-(v-\frac{d}{2})}\ _\infty}{2^{v-1}\Gamma(v)}$	∞
	$v - \frac{d}{2} > 1$	1	$\frac{\ D^2 \tilde{K}_{v-\frac{d}{2}}\ _\infty}{2^v \Gamma(v)}$	∞
Shifted thin-plate ($-d/2 < v < 0$)	-	1	eq. (2.26)	∞
Gaussian	-	1	$2e^{-3/2}$	∞
Extended B-spline	-	$\frac{1}{2}$	$G_1(0)^{d-1} \ DG_1\ _\infty \sqrt{d}^{(1)}$	∞
⁽¹⁾ G_1 is the univariate basis function used to form the tensor product.				

TABLE 2.1.

2.6.5 Another approach - the interpolation error seminorm

Here we will show how the definition of a seminorm using the interpolation operator can be used to obtain the above results concerning interpolation in a very concise manner. In Chapter 7 which studies a smoother (a parameter stabilized interpolant) we will also make use of several seminorms to study the smoother error.

Definition 110 Interpolation error seminorm and semi-inner product

Suppose we selected the semi-inner product $(f - \mathcal{I}_X f, g - \mathcal{I}_X g)_{w,0}$ for pointwise estimation of $f - \mathcal{I}_X f$. But \mathcal{I}_X is a self-adjoint projection so $(f - \mathcal{I}_X f, g - \mathcal{I}_X g)_{w,0} = (f - \mathcal{I}_X f, g)_{w,0}$ and this is more suited to pointwise estimation since

$(f - \mathcal{I}_X f, R_x)_{w,0} = f(x) - (\mathcal{I}_X f)(x)$. So for $f, g \in X_w^0$ let us define the interpolation error seminorm and semi-inner product by

$$|f|_I = (f - \mathcal{I}_X f, f)_{w,0}, \quad \langle f, g \rangle_I = (f - \mathcal{I}_X f, g)_{w,0}.$$

To show that $\langle \cdot, \cdot \rangle_I$ is a semi-inner product generated by $|\cdot|_I$ we first prove that the norm satisfies the parallelogram law:

$$|f + g|_I^2 + |f - g|_I^2 = 2(|f|_I^2 + |g|_I^2).$$

It then follows that

$$\begin{aligned} \langle f, g \rangle_I &= \frac{1}{4} (|f + g|_I^2 - |f - g|_I^2) + \frac{i}{4} (|f + ig|_I^2 - |f - ig|_I^2) \\ &= (f - \mathcal{I}_X f, g)_{w,0}, \end{aligned} \tag{2.38}$$

is a seminorm.

Remark 111 It is interesting to note that 2.38 can also be written

$$\langle f, g \rangle_I = \frac{1}{4} \sum_{k=0}^3 i^k |f + i^k g|_I^2.$$

The next theorem shows the close relationship between the pointwise error of the interpolant and the interpolation seminorm.

Theorem 112 If $f, g \in X_w^0$ then some properties of the interpolation seminorm are:

1. null $|\cdot|_I = W_{G,X}$.
2. $|f|_I^2 = \|f\|_{w,0}^2 - \|\mathcal{I}_X f\|_{w,0}^2$ and $\langle f, g \rangle_I = (f, g)_{w,0} - (\mathcal{I}_X f, g)_{w,0}$.
3. $\langle f, g \rangle_I = (f, g)_{w,0} - \left(\tilde{\mathcal{E}}_X f\right)^T R_{X,X}^{-1} \tilde{\mathcal{E}}_X g$.
4. $\langle f, R_x \rangle_I = f(x) - (\mathcal{I}_X f)(x)$.

5. $|R_x - R_{x^{(k)}}|_I = |R_x|_I$ when $x^{(k)} \in X$.

Proof. Use the comments in Definitions 100 and 110. ■

The pointwise error of the interpolant has the following properties:

Theorem 113 For all $x, y \in \mathbb{R}^d$:

1. $|R_x(y) - (\mathcal{I}_X R_x)(y)|^2 \leq (R_x(x) - (\mathcal{I}_X R_x)(x))(R_y(y) - (\mathcal{I}_X R_y)(y))$.
2. $R_x(x) - (\mathcal{I}_X R_x)(x) = \|R_x - R_{x^{(k)}}\|_{w,0}^2 - \|\mathcal{I}_X(R_x - R_{x^{(k)}})\|_{w,0}^2$, $x^{(k)} \in X$.

Proof. Part 1. This is just the Cauchy-Schwartz inequality $|\langle R_x, R_y \rangle_I| \leq |R_x|_I |R_y|_I$.

Part 2. From part 2 of Theorem 112

$|R_x - R_{x^{(k)}}|_I = \|R_x - R_{x^{(k)}}\|_{w,0}^2 - \|\mathcal{I}_X(R_x - R_{x^{(k)}})\|_{w,0}^2$ and from part 4 of Theorem 112 $|R_x|_I = R_x(x) - (\mathcal{I}_X R_x)(x)$. ■

From these two theorems and the calculation

$$\begin{aligned} \|R_x - R_{x^{(k)}}\|_{w,0}^2 &= (R_x - R_{x^{(k)}}, R_x - R_{x^{(k)}})_{w,0} \\ &= R_x(x) - R_x(x^{(k)}) - \overline{R_x(x^{(k)})} + R_{x^{(k)}}(x^{(k)}) \\ &= 2(2\pi)^{-d/2} \left(G(0) - \operatorname{Re} G(x - x^{(k)}) \right), \end{aligned} \quad (2.39)$$

the interpolation results of Theorem 104 and Corollary 105 can be obtained without much difficulty.

2.6.6 Type 2 pointwise estimates ($\kappa \geq 1$)

Type 2 pointwise estimates only assume $\kappa \geq 1$. The Type 1 estimates of Theorem 104 considered the case where the weight function had property W02 for some $\kappa \geq 0$ and an extra condition was applied to the basis function. In the next theorem we only assume that $\kappa \geq 1$ and derive an order of convergence estimate of 1, as well as a doubled convergence estimate of 2 for the Riesz data functions R_y .

Substituting $\alpha = \beta = 0$ and $y = 0$ in part 3 of Corollary 76 gives the Riesz representer-type estimate

$$G(0) - \operatorname{Re} G(x) \leq \frac{1}{(2\pi)^{\frac{d}{2}}} \left(\int \frac{d\xi}{w(\xi)} \right)^{\frac{1}{2}} \left(\int \frac{|\xi|^2 d\xi}{w(\xi)} \right)^{\frac{1}{2}} |x|,$$

since $G(0)$ is real and $|G(x)| \leq G(0)$. Hence G always satisfies 2.21 with $s = 1/2$ and the theory of Type 1 convergence estimates can always be applied to obtain convergence rates of at least $1/2$. Also, $\kappa \geq 1$ implies $G \in C^{(\lfloor 2\kappa \rfloor)} \subseteq C^{(2)}$ and the mean value theorem or the Taylor series expansion can always be applied with $s = 1/2$ or $s = 1$ to obtain Type 1 convergence estimates.

However, instead we will start by using part 1 of Corollary 75 - a Riesz representer-type estimate for data functions - to obtain some error estimates. Note that the constant k_G in the next Theorem is defined to match the constant k_G for the Type 1 convergence estimate 2.22.

Theorem 114 Interpolant convergence Suppose the weight function w has property W02 for a parameter $\kappa \geq 1$. Suppose also that $\mathcal{I}_X f$ is the minimal interpolant on X of the data function $f \in X_w^0$ and that K is a bounded closed infinite subset of \mathbb{R}^d , $X \subset K$ and $h_{X,K} = \sup_{x \in K} \operatorname{dist}(x, X)$.

Then

$$|f(x) - (\mathcal{I}_X f)(x)| \leq k_G \sqrt{(f - \mathcal{I}_X f, f)_{w,0}} h_{X,K}, \quad x \in K, \quad (2.40)$$

where

$$k_G^2 = (2\pi)^{-d} \int \frac{|\cdot|^2}{w} = - (2\pi)^{-\frac{d}{2}} \left(|D|^2 G \right) (0), \quad \sqrt{(f - \mathcal{I}_X f, f)_{w,0}} \leq \|f\|_{w,0}, \quad (2.41)$$

and the order of convergence is at least 1. Further, for the 'Riesz' data functions R_y , $y \in K$, we have

$$|R_y(x) - (\mathcal{I}_X R_y)(x)| \leq (k_G)^2 (h_{X,K})^2, \quad x, y \in K, \quad (2.42)$$

i.e. a 'doubled' estimate of at least 2 for the rate of convergence.

Proof. Let $X = \{x^{(j)}\}_{j=1}^N$. Then since \mathcal{I}_X is an interpolant on X

$$f(x) - (\mathcal{I}_X f)(x) = (f - \mathcal{I}_X f)(x) - (f - \mathcal{I}_X f)(x^{(j)}),$$

for all j and applying the inequality of part 1 of Corollary 75 to $f - \mathcal{I}_X f \in X_w^0$ we get

$$\begin{aligned} |f(x) - (\mathcal{I}_X f)(x)| &= \left| (f - \mathcal{I}_X f)(x) - (f - \mathcal{I}_X f)(x^{(j)}) \right| \\ &\leq k_G \|f - \mathcal{I}_X f\|_{w,0} |x - x^{(j)}| \\ &= k_G \sqrt{(f - \mathcal{I}_X f, f)_{w,0}} |x - x^{(j)}|, \quad j = 1, \dots, N, \end{aligned} \quad (2.43)$$

Now suppose that $X \subset K$. Then the inequalities 2.43 imply that

$$|f(x) - (\mathcal{I}_X f)(x)| \leq k_G \sqrt{(f - \mathcal{I}_X f, f)_{w,0}} \operatorname{dist}(x, X),$$

and so if x is restricted to K

$$|f(x) - (\mathcal{I}_X f)(x)| \leq k_G \sqrt{(f - \mathcal{I}_X f, f)_{w,0}} \sup_{x \in K} \operatorname{dist}(x, X) = k_G \sqrt{(f - \mathcal{I}_X f, f)_{w,0}} h_{X,K}.$$

Thus when $f = R_y$

$$\begin{aligned} |R_y(x) - (\mathcal{I}_X R_y)(x)| &\leq k_G \sqrt{(R_y - \mathcal{I}_X R_y, R_y)_{w,0}} h_{X,K} \\ &= k_G \sqrt{R_y(y) - (\mathcal{I}_X R_y)(y)} h_{X,K}, \end{aligned} \quad (2.44)$$

so that when $x = y$

$$R_y(y) - (\mathcal{I}_X R_y)(y) \leq k_G \sqrt{R_y(y) - (\mathcal{I}_X R_y)(y)} h_{X,K},$$

and $R_y(y) - (\mathcal{I}_X R_y)(y) \leq (k_G h_{X,K})^2$. Inequality 2.44 now implies inequality 2.42 as required.

Finally, that $\int \frac{| \cdot |^2}{w} = -(2\pi)^{d/2} (|D|^2 G)(0)$, follows directly from 1.78. ■

2.6.7 Examples: radial basis functions

It was shown in Subsection 1.2.5 that the **shifted thin-plate splines** and the **Gaussian** have weight functions satisfying property W02 for all $\kappa \geq 1$. Thus we can apply Theorem 114 to obtain the same orders of convergence that were obtained for the Type 1 results in Subsection 2.6.1 i.e. a convergence of order 1.

It was shown in Subsection 1.2.5 that $0 \leq \kappa < v - d/2$ for the **Sobolev splines**. Thus we can choose $\kappa \geq 1$ iff $v - d/2 > 1$.

From 2.41, $k_G^2 = -(2\pi)^{-d} (|D|^2 G)(0)$. Now if $G(x) = f(r^2)$ then by part 2 of Theorem 78, $(|D|^2 G)(0) = 2f'(0)d$ and so

$$k_G = (2\pi)^{-d/4} \sqrt{-2f'(0)\sqrt{d}}, \quad (2.45)$$

and if $G(x) = g(r)$ then by part 1 of Theorem 78, $(|D|^2 G)(0) = g''(0)d$ and so

$$k_G = (2\pi)^{-d/4} \sqrt{-g''(0)\sqrt{d}}. \quad (2.46)$$

Example 115 *Shifted thin-plate splines* $f(r) = (1+r)^v$, $f'(r) = v(1+r)^{v-1}$ and so

$$k_G = (2\pi)^{-d/4} \sqrt{-2v\sqrt{d}}.$$

Example 116 *Gaussian* $f(r) = e^{-r}$, $f'(r) = -e^{-r}$ and hence $k_G = (2\pi)^{-d/4} \sqrt{2}\sqrt{d}$.

Example 117 Sobolev splines Here we use results of Subsubsection 108. From 2.27,

$$g(r) = \frac{1}{2^{v-1}\Gamma(v)} \tilde{K}_{v-d/2}(r) \text{ and so } g''(0) = \frac{1}{2^{v-1}\Gamma(v)} D^2 \tilde{K}_{v-d/2}(0).$$

If $v - d/2$ is an integer then $v - d/2 = 2, 3, 4, \dots$ and by 2.28

$$g''(0) = \frac{D^2 \tilde{K}_{v-d/2}(0)}{2^{v-1}\Gamma(v)} = -\frac{2^{v-d/2-2} (v-d/2-2)!}{2^{v-1}\Gamma(v)} = -\frac{(v-d/2-2)!}{2^{d/2+1}\Gamma(v)},$$

and by 2.46

$$k_G = (2\pi)^{-d/4} \sqrt{-g''(0)} \sqrt{d} = (2\pi)^{-d/4} \sqrt{\frac{(v-d/2-2)!}{2^{d/2+1}\Gamma(v)}} \sqrt{d}. \quad (2.47)$$

If $v - d/2$ is **not** an integer then $v - d/2 > 1$ and $v - d/2 \neq 2, 3, 4, \dots$ By 2.34

$$\begin{aligned} g''(0) &= \frac{D^2 \tilde{K}_{v-d/2}(0)}{2^{v-1}\Gamma(v)} = -\frac{2^{|v-d/2-2|} \Gamma(|v-d/2-1|)}{2^{v-1}\Gamma(v)} = -\frac{2^{|v-d/2-2|} \Gamma(v-d/2-1)}{2^{v-1}\Gamma(v)} \\ &= -\frac{\Gamma(v-d/2-1)}{2^{v-1-|v-d/2-2|} \Gamma(v)}, \end{aligned}$$

and

$$\begin{aligned} k_G &= (2\pi)^{-d/4} \sqrt{\frac{\Gamma(v-d/2-1)}{2^{v-1-|v-d/2-2|} \Gamma(v)}} \sqrt{d} \\ &= \begin{cases} (2\pi)^{-d/4} \sqrt{\frac{\Gamma(v-d/2-1)}{2^{2v-d/2-3} \Gamma(v)}} \sqrt{d}, & 1 < v-d/2 < 2, \\ (2\pi)^{-d/4} \sqrt{\frac{\Gamma(v-d/2-1)}{2^{d/2+1} \Gamma(v)}} \sqrt{d}, & v-d/2 > 2, \\ & v-d/2 \neq 2, 3, 4, \dots \end{cases} \end{aligned} \quad (2.48)$$

Finally, 2.47 and 2.48 can be combined to give

$$k_G = \begin{cases} (2\pi)^{-d/4} \sqrt{\frac{\Gamma(v-d/2-1)}{2^{2v-d/2-3} \Gamma(v)}} \sqrt{d}, & 1 < v-d/2 < 2, \\ (2\pi)^{-d/4} \sqrt{\frac{\Gamma(v-d/2-1)}{2^{d/2+1} \Gamma(v)}} \sqrt{d}, & v-d/2 > 2. \end{cases}$$

2.6.8 Examples: tensor product basis functions

Example 118 Extended B-splines ($1 \leq n \leq l$) Since the weight function has property W02 for κ iff $\kappa+1/2 < n$

we can choose $\kappa = 1$ iff $n \geq 2$. Then by Theorem 114, $k_G = (2\pi)^{-d/4} \sqrt{-\left(|D|^2 G_s\right)(0)}$ and since

$$\begin{aligned} \left(|D|^2 G_s\right)(0) &= \sum_{k=1}^d (D_k^2 G_s)(0) = \sum_{k=1}^d D_k^2 (G_1(x_1) G_1(x_2) \dots G_1(x_d))(0) \\ &= \sum_{k=1}^d G_1(0)^{d-1} D^2 G_1(0) \\ &= G_1(0)^{d-1} D^2 G_1(0) d, \end{aligned}$$

it follows that

$$k_G = (2\pi)^{-d/4} \sqrt{-G_1(0)^{d-1} D^2 G_1(0)} \sqrt{d}.$$

These convergence results are summarized in the Table 2.2.

Type 2 interpolant convergence order estimates. Only assume W02 for $\kappa \geq 1$.				
Weight function	Parameter constraints	Converg. order	$(2\pi)^{d/4} k_G$	h_G
Sobolev splines $(v > \frac{d}{2})$	$v - \frac{d}{2} \geq 2$	1	$\sqrt{\frac{\Gamma(v-d/2-1)}{2^{d/2+1}\Gamma(v)}}\sqrt{d}$	∞
	$1 < v - \frac{d}{2} < 2$	1	$\sqrt{\frac{\Gamma(v-d/2-1)}{2^{2v-d/2-3}\Gamma(v)}}\sqrt{d}$	∞
Shifted thin-plate $(-d/2 < v < 0)$	-	1	$\sqrt{-2v}\sqrt{d}$	∞
Gaussian	-	1	$\sqrt{2}\sqrt{d}$	∞
Extended B-spline $(1 \leq n \leq l)$	$n \geq 2$	1	$\sqrt{-G_1(0)^{d-1} D^2 G_1(0)}\sqrt{d}^{(1)}$	∞
⁽¹⁾ G_1 is the univariate basis function used to form the tensor product.				

TABLE 2.2.

2.6.9 Examples: summary table

2.7 Error estimates using unisolvent data subsets ($\kappa \geq 1$)

Multipoint Taylor series expansions and Lagrange interpolation using minimal unisolvent sets of independent data points is fundamental to the theory of positive order basis function interpolation [62]. In that case the order of the unisolvent set is the order of the basis function. We will now show that this technique can be used when the order is zero. Here, however, the order of unisolvency is related to the value of the weight function parameter κ .

For the case $1 \leq \kappa \leq 2$ it is better to use Type 1 or 2 estimates because theory is much simpler, the constants can be calculated and the order of convergence obtained is the same.

In Theorem 114 we assumed the weight function had property W02 for some $\kappa \geq 1$ and so obtained an order 1 estimate for the convergence of the interpolant. In this subsection we will show that by assuming the data is a unisolvent set of points of order $[\kappa]$ an order $[\kappa]$ convergence estimate can be obtained for an arbitrary data function.

Definition 119 Unisolvent sets and minimal unisolvent sets

Recall that P_m is the set of polynomials of **order** m i.e. of degree $m-1$ when $m \geq 1$. Note that $\text{order} = 1 + \text{degree}$.

Then a finite set of distinct points $X = \{x_i\}$ is said to be a **unisolvent set** with respect to P_m if: $p \in P_m$ and $p(x_i) = 0$ for all $x_i \in X$ implies $p = 0$.

Sometimes we say X is unisolvent of order m or that X is **m -unisolvent**.

It is known that any unisolvent set has at least $M = \dim P_m$ points, and that any unisolvent set of more than M points has a unisolvent subset with M points. Consequently, a unisolvent set with M points is called a **minimal unisolvent set**.

The polynomial $p(u) = \sum_{|\alpha| \leq m-1} u^\alpha$ has order m , and from the identity A.4 in the Appendix:

$$M = \dim P_m = p(\mathbf{1}) = \sum_{|\alpha| \leq m-1} 1 = \binom{d+m-1}{d}, \quad m \geq 1. \quad (2.49)$$

Theorem 120 Suppose $M = \dim P_m$ and $A = \{a_i\}_{i=1}^M \subset \mathbb{R}^d$. Then:

1. If $\{p_j\}_{j=1}^M$ is any basis of P_m then A is minimally m -unisolvent iff $\det(p_j(a_i)) \neq 0$.
2. In one dimension any set of m distinct points is m -unisolvent.
3. In any dimension $m = 1$ implies $M = 1$ and P_1 consists of the constant polynomials. The minimal unisolvent sets consist of single points.

Proof. Part 1 follows directly from the definition of unisolvency. **Part 2** Choose the monomial basis $\{x^k\}_{k=0}^{m-1}$ for P_m . Then the determinant of part 1 is Vandermonde's alternant which is singular iff two points coincide.

Part 3 From 2.49: $M = \dim P_m = \binom{d+1-1}{d} = 1$. ■

Definition 121 *Cardinal basis for polynomials* P_m .

A basis $\{l_i\}_{i=1}^M$ for P_m is a **cardinal basis** for the minimal unisolvent set $A = \{a_i\}_{i=1}^M$ if $l_i(a_j) = \delta_{i,j}$ and the l_i are polynomials with **real valued** coefficients.

It is known that a set is minimally unisolvent iff there exists a (unique) cardinal basis for the set.

The next step is to introduce the Lagrange interpolation operator \mathcal{P} and the operator $\mathcal{Q} = I - \mathcal{P}$:

Definition 122 *The unisolvency operators* $\mathcal{P} : C^{(0)} \rightarrow P_m$ and $\mathcal{Q} : C^{(0)} \rightarrow C^{(0)}$.

These operators are only defined for integers $m \geq 1$. Suppose the set $A = \{a_i\}_{i=1}^M$ is a minimal unisolvent set with respect to the polynomials P_m and by Definition 121 there is a unique cardinal basis $\{l_i\}_{i=1}^M$ for A . Then for any continuous function f the operators \mathcal{P} and \mathcal{Q} are defined by

$$\mathcal{P}f = \sum_{i=1}^M f(a_i) l_i, \quad \mathcal{Q} = I - \mathcal{P}.$$

Theorem 123 *The operators* \mathcal{P} and \mathcal{Q} *have the following elementary properties:*

1. $p \in P_m$ implies $\mathcal{P}p = p$ and hence $\mathcal{Q}p = 0$.
2. $\mathcal{P}f$ interpolates the data $\{(a_i, f(a_i))\}_{i=1}^M$. Indeed, \mathcal{P} is termed the **Lagrange polynomial interpolation function**.
3. $\mathcal{P}^2 = \mathcal{P}$, $\mathcal{P}\mathcal{Q} = \mathcal{Q}\mathcal{P} = 0$ and $\mathcal{Q}^2 = \mathcal{Q}$ so the operators are projections.
4. $\text{null } \mathcal{Q} = \text{range } \mathcal{P}$.

Proof. **Part 1** is true since each member of the cardinal basis satisfies $\mathcal{P}l_j = \sum_{i=1}^M l_i(a_i) l_i = l_j$. **Part 2** is true because $l_i(a_j) = \delta_{i,j}$. Regarding **part 3**, \mathcal{P} is a projection since by part 2

$$\mathcal{P}^2 f = \mathcal{P} \left(\sum_{i=1}^M f(a_i) l_i \right) = \sum_{|\alpha| < k} f(a_i) \mathcal{P}(l_i) = \sum_{i=1}^M f(a_i) l_i = \mathcal{P}f,$$

and so

$$\mathcal{P}\mathcal{Q} = \mathcal{P}(I - \mathcal{P}) = \mathcal{P} - \mathcal{P}^2 = 0 = (I - \mathcal{P})\mathcal{P} = \mathcal{Q}\mathcal{P},$$

which implies $\mathcal{Q}^2 = \mathcal{Q}(I - \mathcal{P}) = \mathcal{Q}$ and we have proved part 3. Finally $\mathcal{P} + \mathcal{Q} = I$ so **part 4** holds. ■

To study the pointwise order of convergence of the minimal interpolant to its data function we will need the following two lemmas. The first lemma provides a pointwise upper bound for the operator \mathcal{Q} using a **multipoint Taylor series expansion** which will express $\mathcal{Q}f(x) = u(x) - \mathcal{P}u(x)$ in terms of the derivatives of order m evaluated on the intervals $[x, a_i]$. The basic tool is the Taylor series expansion with integral remainder.

Lemma 124 *Suppose* $f \in C^{(m)}(\mathbb{R}^d)$ *and* $A = \{a_i\}_{i=1}^M$ *is a minimal unisolvent set of order* $m \geq 1$. *Then we have the upper bound*

$$|\mathcal{Q}f(x)| \leq \frac{d^{\frac{m}{2}}}{m!} \left(\sum_{i=1}^M |l_i(x)| \right) \left(\max_{\substack{|\beta|=m \\ z \in S_{A,x}}} |(D^\beta f)(z)| \right) \left(\max_{i=1}^M |a_i - x| \right)^m, \quad x \in \mathbb{R}^d, \quad (2.50)$$

where $S_{A,x} = \bigcup_{i=1}^M [x, a_i]$ is the union of closed 1-dimensional intervals.

Proof. From Definition 122 of \mathcal{P} and \mathcal{Q}

$$\mathcal{Q}f(x) = f(x) - \mathcal{P}f(x) = f(x) - \sum_{i=1}^M f(a_i) l_i(x) = f(x) - \sum_{i=1}^M f(x + (a_i - x)) l_i(x).$$

Using the Taylor series expansion formula with integral remainder given in Section A.8 of the Appendix, we have for each i :

$$f(x + (a_i - x)) = \sum_{|\beta| < m} \frac{D^\beta f(x)}{\beta!} (a_i - x)^\beta + (\mathcal{R}_m f)(x, a_i - x),$$

where the remainder term satisfies

$$|(\mathcal{R}_m f)(x, a_i - x)| \leq \frac{d^{\frac{m}{2}}}{m!} \max_{\substack{|\beta|=m \\ t \in [x, a_i]}} |D^\beta f(t)| |a_i - x|^m.$$

Thus

$$\begin{aligned} \sum_{i=1}^M f(x + (a_i - x)) l_i(x) &= \sum_{i=1}^M \left(\sum_{|\beta| < m} \frac{D^\beta f(x)}{\beta!} (a_i - x)^\beta + (\mathcal{R}_m f)(x, a_i - x) \right) l_i(x) \\ &= \sum_{i=1}^M \sum_{|\beta| < m} \frac{D^\beta f(x)}{\beta!} (a_i - x)^\beta l_i(x) + \sum_{i=1}^M (\mathcal{R}_m f)(x, a_i - x) l_i(x). \end{aligned}$$

But by part 1 of Theorem 123 the operator \mathcal{P} preserves polynomials of degree $< m$. Hence

$$\begin{aligned} \sum_{i=1}^M \sum_{|\beta| < m} \frac{D^\beta f(x)}{\beta!} (a_i - x)^\beta l_i(x) &= \sum_{|\beta| < m} \frac{D^\beta f(x)}{\beta!} \mathcal{P}_y \left((y - x)^\beta \right) (y = x) \\ &= \sum_{|\beta| < m} \frac{D^\beta f(x)}{\beta!} \left((y - x)^\beta \right) (y = x) \\ &= f(x), \end{aligned}$$

leaving us with

$$\sum_{i=1}^M f(x + (a_i - x)) l_i(x) = f(x) + \sum_{i=1}^M (\mathcal{R}_m f)(x, a_i - x) l_i(x),$$

and

$$\mathcal{Q}f(x) = - \sum_{i=1}^M (\mathcal{R}_m f)(x, a_i - x) l_i(x). \quad (2.51)$$

Finally, by applying the remainder estimate A.18 given in the Appendix, we get

$$\begin{aligned} |\mathcal{Q}f(x)| &\leq \left(\sum_{i=1}^M |l_i(x)| \right) \max_{i=1}^M |(\mathcal{R}_m f)(x, a_i - x)| \\ &\leq \frac{d^{\frac{m}{2}}}{m!} \left(\sum_{i=1}^M |l_i(x)| \right) \max_{i=1}^M \left(\max_{\substack{|\beta|=m \\ t \in [x, a_i]}} |D^\beta f(t)| |a_i - x|^m \right) \\ &\leq \frac{d^{\frac{m}{2}}}{m!} \left(\sum_{i=1}^M |l_i(x)| \right) \left(\max_{\substack{|\beta|=m \\ z \in S_{A,x}}} |D^\beta f(z)| \right) \left(\max_{i=1}^M |a_i - x| \right)^m, \end{aligned} \quad (2.52)$$

as required. ■

To study the convergence of the minimal interpolant we will also need the following lemma which supplies the required results from the theory of Lagrange interpolation. These results are stated without proof. This lemma has been created from Lemma 3.2, Lemma 3.5 and Theorem 3.6 of Light and Wayne [41]. The results of this lemma do not involve any reference to weight or basis functions or to functions in X_w^0 , but use the properties of the data region Ω which contains the independent data points X and the order of the unisolvency used for the interpolation. Thus we have separated the part of the proof that involves basis functions from the part that uses the detailed theory of Lagrange interpolation operators.

Lemma 125 *Suppose first that:*

1. Ω is a bounded region of \mathbb{R}^d having the cone property e.g. Section 4.3 of Adams [4].
2. X is a unisolvent subset of Ω of order m .

Suppose $\{l_j\}_{j=1}^M$ is the cardinal basis of P_m with respect to a minimal unisolvent subset of Ω . Using Lagrange polynomial interpolation techniques, it can be shown there exists a constant $K'_{\Omega,m} > 0$ such that

$$\sum_{j=1}^M |l_j(x)| \leq K'_{\Omega,m}, \quad x \in \bar{\Omega}, \quad (2.53)$$

and all minimal unisolvent subsets of Ω . Now define

$$h_{X,\Omega} = \sup_{\omega \in \Omega} \text{dist}(\omega, X),$$

and fix $x \in X$. By using Lagrange interpolation techniques it can be shown there are constants $c_{\Omega,m}, h_{\Omega,m} > 0$ such that when $h_{X,\Omega} < h_{\Omega,m}$ there exists a minimal unisolvent set $A \subset X$ satisfying

$$\text{diam}(A \cup \{x\}) \leq c_{\Omega,m} h_{X,\Omega}.$$

Before deriving the first interpolation error estimate I will show that there exists a suitable sequence of independent data sets $X^{(k)} \subset \Omega$ with $h_{X^{(k)},\Omega}$ tending to zero. The proof is very close to that of Theorem 102 which considered the case of a closed data region.

Theorem 126 *Suppose Ω is a bounded region containing all the independent data sets. Then there exists a sequence of independent data sets $X^{(k)} \subset \Omega$ such that $X^{(k)} \subset X^{(k+1)}$ and $h_{X^{(k)},\Omega} \rightarrow 0$ as $k \rightarrow \infty$.*

Proof. For $k = 1, 2, 3, \dots$ there exists a finite covering of Ω by the balls

$\left\{ B\left(a_k^{(j)}; \frac{1}{k}\right) \right\}_{j=1}^{M_k}$. Construct $X^{(1)}$ by choosing points from Ω so that one point lies in each ball $B\left(a_k^{(j)}; \frac{1}{k}\right)$. Construct $X^{(k+1)}$ by first choosing the points $X^{(k)}$ and then at least one extra point so that $X^{(k+1)}$ contains points from each ball $B\left(a_{k+1}^{(j)}; \frac{1}{k+1}\right)$.

Then $x \in \Omega \cap X^{(k)}$ implies $x \in B\left(a_k^{(j)}; \frac{1}{k}\right)$ for some j and hence $\text{dist}(x, X^{(k)}) < \frac{1}{k}$. Hence $h_{X^{(k)},\Omega} = \sup_{x \in \Omega} \text{dist}(x, X^{(k)}) < \frac{1}{k}$ and $\lim_{k \rightarrow \infty} h_{X^{(k)},\Omega} = 0$. ■

Now we are ready to state our order of convergence result for the minimal norm interpolant for the case of a weight function with integer parameter $\kappa \geq 1$.

Theorem 127 *Let w be a weight function with property W02 for some $\kappa \in \mathbb{R}^1$ such that $\kappa \geq 1$ and let G be the corresponding basis function. Set $m = \lfloor \kappa \rfloor$.*

Suppose $\mathcal{I}_X f$ is the minimal norm interpolant of the data function $f \in X_w^0$ on the independent data set X contained in the data region Ω .

We use the notation and assumptions of Lemma 125 which means assuming that X is m -unisolvent and Ω is a bounded region whose boundary satisfies the cone condition.

$$\text{Now set } k_G = \frac{d^{m/2}}{(2\pi)^{d/2} m!} (c_{\Omega,m})^m K'_{\Omega,m} \max_{|\beta|=m} |D^{2\beta} G(0)|.$$

Then there exists $h_{\Omega,m} > 0$ such that for $x \in \bar{\Omega}$

$$|f(x) - (\mathcal{I}_X f)(x)| \leq k_G \sqrt{(f - \mathcal{I}_X f, f)_{w,0}} (h_{X,\Omega})^m \leq k_G \|f\|_{w,0} (h_{X,\Omega})^m, \quad (2.54)$$

when $h_{X,\Omega} = \sup_{\omega \in \Omega} \text{dist}(\omega, X) < h_{\Omega,m}$ i.e. the order of convergence is at least m .

Further, we have the upper bound

$$|f(x) - (\mathcal{I}_X f)(x)| \leq k'_G \sqrt{(f - \mathcal{I}_X f, f)_{w,0}} (\text{diam } \Omega)^m, \quad x \in \bar{\Omega}, \quad (2.55)$$

where $k'_G = \frac{d^{m/2}}{(2\pi)^{d/2} m!} K'_{\Omega,m} \max_{|\beta|=m} |D^{2\beta} G(0)|$. The constants $c_{\Omega,m}, K'_{\Omega,m}$ and $h_{\Omega,m}$ only depend on Ω, m and d . In terms of the integrals which define weight property W02 we have

$$\max_{|\beta|=m} |D^{2\beta} G(0)| \leq (2\pi)^{-d/2} \int \frac{|\xi|^{2m} d\xi}{w(\xi)}.$$

Proof. The set X is unisolvent so from Definition 119 it must have a minimal unisolvent subset, say $A = \{a_i\}_{i=1}^M$, which we use to define the Lagrangian operators \mathcal{P} and $\mathcal{Q} = I - \mathcal{P}$ of Definition 122. Since f is a data function, $f(x) - (\mathcal{I}_X f)(x) = \mathcal{Q}(f - \mathcal{I}_X f)(x)$ and then by estimating $|\mathcal{Q}(f - \mathcal{I}_X f)(x)|$ using Lemma 124 we get

$$|f(x) - \mathcal{I}_X f(x)| \leq \frac{d^{\frac{m}{2}}}{m!} \left(\sum_{i=1}^M |l_i(x)| \right) \left(\max_{\substack{|\beta|=m \\ z \in S_{A,x}}} |D^\beta(f - \mathcal{I}_X f)(z)| \right) \max_{i=1}^M |a_i - x|^m.$$

The next step is to consider the third factor on the last line. From part 4 of Theorem 72

$$\begin{aligned} |D^\beta(f - \mathcal{I}_X f)(z)| &= \left| \left(f - \mathcal{I}_X f, (-D)^\beta R_z \right)_{w,0} \right| \\ &\leq \|f - \mathcal{I}_X f\|_{w,0} \left\| (-D)^\beta R_z \right\|_{w,0} \\ &\leq \|f - \mathcal{I}_X f\|_{w,0} |(D^{2\beta} R_z)(z)|, \end{aligned} \quad (2.56)$$

by part 4 of Theorem 72.

Finally, by part 1 of Theorem 72, $R_z = (2\pi)^{-d/2} G(\cdot - z)$ so that $(D^{2\beta} R_z)(z) = (2\pi)^{-d/2} D^{2\beta} G(0)$ and

$$|D^\beta(f - \mathcal{I}_X f)(z)| \leq (2\pi)^{-d/2} \|f - \mathcal{I}_X f\|_{w,0} |D^{2\beta} G(0)|. \quad (2.57)$$

Thus

$$\max_{\substack{|\beta|=m \\ z \in S_{A,x}}} |D^\beta(f - \mathcal{I}_X f)(z)| \leq (2\pi)^{-d/2} \|f - \mathcal{I}_X f\|_{w,0} \max_{|\beta|=m} |D^{2\beta} G(0)|,$$

and so

$$|f(x) - \mathcal{I}_X f(x)| \leq \frac{d^{\frac{m}{2}}}{(2\pi)^{\frac{d}{2}} m!} \|f - \mathcal{I}_X f\|_{w,0} \max_{|\beta|=m} |D^{2\beta} G(0)| \left(\sum_{i=1}^M |l_i(x)| \right) \max_{i=1}^M |a_i - x|^m. \quad (2.58)$$

To estimate the last two factors on the right side of the this equation we will need the previous Lagrangian Lemma 125. In the notation of this lemma, if $h_{X,\Omega} = \sup_{\omega \in \Omega} \text{dist}(\omega, X) < h_{\Omega,m}$ then for a given x there exists a

minimal unisolvent set $A = \{a_i\}_{i=1}^M$ such that $\text{diam}(A \cup \{x\}) \leq c_{\Omega,m} h_{X,\Omega}$ and $\sum_{j=1}^M |l_j(x)| \leq K'_{\Omega,m}$.

Thus $|a_i - x| \leq c_{\Omega,m} h_{X,\Omega}$ and

$$\begin{aligned} |f(x) - (\mathcal{I}_X f)(x)| &\leq \frac{d^{\frac{m}{2}}}{(2\pi)^{\frac{d}{2}} m!} \|f - \mathcal{I}_X f\|_{w,0} \max_{|\beta|=m} |D^{2\beta} G(0)| K'_{\Omega,m} (c_{\Omega,m} h_{X,\Omega})^m \\ &= k_G \|f - \mathcal{I}_X f\|_{w,0} (h_{X,\Omega})^m, \end{aligned}$$

and because $\|f - \mathcal{I}_X f\|_{w,0}^2 = (f - \mathcal{I}_X f, f)_{w,0}$ we obtain

$$|f(x) - (\mathcal{I}_X f)(x)| \leq k_G \sqrt{(f - \mathcal{I}_X f, f)_{w,0}} (h_{X,\Omega})^m, \quad x \in \Omega, \quad (2.59)$$

which is almost the required inequality. The extension of the last inequality to $x \in \overline{\Omega}$ is an easy consequence of the fact that f and $\mathcal{I}_X f$ are continuous on \mathbb{R}^d . The second inequality now follows directly from 2.12 and so the order of convergence of the minimal norm interpolant is at least $m = \lfloor \kappa \rfloor$.

To prove 2.55 we begin with 2.58 and using the inequalities proved in this proof we obtain directly that

$$\begin{aligned} |f(x) - \mathcal{I}_X f(x)| &\leq \frac{d^{\frac{m}{2}}}{(2\pi)^{\frac{d}{2}} m!} \sqrt{(f - \mathcal{I}_X f, f)_{w,0}} \max_{|\beta|=m} |D^{2\beta} G(0)| K'_{\Omega,m} (\text{diam } \Omega)^m \\ &= k'_G \sqrt{(f - \mathcal{I}_X f, f)_{w,0}} (\text{diam } \Omega)^m, \end{aligned}$$

when $x \in \Omega$. Again the extension of the last inequality to $x \in \overline{\Omega}$ is an easy consequence of the fact that f and $\mathcal{I}_X f$ are continuous on \mathbb{R}^d .

Finally, from 1.48 we have $D^{2\beta}G(x) = (2\pi)^{-\frac{d}{2}} \int \frac{(i\xi)^{2\beta} e^{ix\xi}}{w(\xi)} d\xi$ and so $D^{2\beta}G(0) = (2\pi)^{-\frac{d}{2}} \int \frac{(i\xi)^{2\beta}}{w(\xi)} d\xi$. When $|\beta| = m$

$$(2\pi)^{\frac{d}{2}} |D^{2\beta}G(0)| \leq \int \frac{|(i\xi)^{2\beta}|}{w(\xi)} d\xi \leq \int \frac{|\xi|^{2|\beta|}}{w(\xi)} d\xi = \int \frac{|\xi|^{2m}}{w(\xi)} d\xi.$$

■

Thus for an arbitrary data function the order of convergence of the minimal norm interpolant is at least $\lfloor \kappa \rfloor$. Using the same technique as Corollary 105 the following *double rate* of convergence estimate can be obtained:

Corollary 128 *Under the notation and assumptions of the previous Theorem 127 the data functions $R_{x'}$ satisfy*

$$|R_{x'}(x) - (\mathcal{I}_X R_{x'})(x)| \leq (k_G)^2 (h_{X,\Omega})^{2\lfloor \kappa \rfloor}, \quad x, x' \in K, \quad (2.60)$$

when $h_{X,K} < h_G$ i.e. the order of convergence is at least $2 \lfloor \kappa \rfloor$.

2.7.1 Examples: radial basis function interpolants

In Subsection 1.2.5 it was shown that the weight functions of the **shifted thin-plate splines** and the **Gaussian** satisfy property W02 for all $\kappa \geq 0$ so $\lfloor \kappa \rfloor \in \mathbb{Z}_+$.

For the **Sobolev splines** the weight functions satisfy property W02 when $0 \leq \kappa < v - d/2$. Thus $\lfloor \kappa \rfloor = v - d/2 - 1$ when $v - d/2 \in \mathbb{Z}_+$ and $v - d/2 \geq 2$, and $\lfloor \kappa \rfloor = \lfloor v - d/2 \rfloor$ when $v - d/2 \notin \mathbb{Z}_+$ and $v - d/2 > 1$. Compare these with the estimates of Subsubsection 2.6.2 as summarized in Table 2.1.

2.7.2 Examples: tensor product extended B-spline interpolant

Corollary 129 *Suppose the weight function is an extended B-spline weight function with parameters $2 \leq n \leq l$. Then the order of convergence of the minimal norm interpolant to an arbitrary data function is at least $n - 1$. Further, the order of convergence to a Riesz data function R_y is at least $2n - 2$.*

Proof. Theorem 19 implies that $\lfloor \kappa \rfloor = n - 1$ and Theorem 127 implies that the order of convergence is at least $n - 1$. Corollary 128 now shows the order of convergence to a Riesz data function R_y is at least $2 \lfloor \kappa \rfloor = 2n - 2$. ■

2.7.3 Examples: summary table

Interpolant error estimates: W02 for some $\kappa \geq 1$. Uses Lagrange interpolation and Taylor series.		
Weight function	Parameter constraints	Convergence orders ($\lfloor \kappa \rfloor$)
Sobolev splines ($v > d/2$)	$v - \frac{d}{2} = 2, 3, 4, \dots$	$\lfloor v - d/2 \rfloor - 1$
	$v - \frac{d}{2} > 1, v - \frac{d}{2} \notin \mathbb{Z}_+$	$\lfloor v - d/2 \rfloor$
Shifted thin-plate spline	-	1, 2, 3, 4, ...
Gaussian	-	1, 2, 3, 4, ...
Extended B-spline ($1 \leq n \leq l$)	$n \geq 2$	$n - 1$

TABLE 2.3.

2.8 Data functions and numerical results for type 1 and type 2 estimates

In this section we will only be interested in the convergence of the interpolant to its data function and not in the algorithm's performance as an interpolant. We will only consider the numerical experiments regarding the convergence of the interpolants generated by dilations of the one-dimensional extended B-spline basis functions 1.53 with parameters n and l . We will also restrict ourselves to one dimension so that the data density parameter can be easily calculated.

We will divide our numerical experiments into those with $n = 1$ and those with $n = 2$. For the case $n = 1$ we will consider the two cases $n = l = 1$ and $n = 1, l = 2$ so that derivatives are involved, and for $n = 2$ we will use $n = 2, l = 2$. The data region will be the interval $[-1.5, 1.5]$.

Because all the scaled extended B-spline basis weight functions have a power of $\sin x$ in the denominator we will need to derive special classes of data functions which are convenient for numerical calculations. This will include characterizing the data functions locally as Sobolev spaces which makes it easy to choose data functions for numerical experiments.

See also the discussion in Chapter 5 regarding the data functions generated by the **central difference** weight functions. There it is shown that locally the sets of data functions for the extended B-splines and central difference weight functions are identical.

2.8.1 Extended B-splines with $n = 1$

The hat function case $n = 1, l = 1$

The hat weight function w_s is defined by 1.26 and was discussed in Subsections 1.2.1 and 1.2.8. This is a scaled, extended B-splines basis function with parameters $n = l = 1$ and Theorem 66 implies $\max[\kappa] = 0$.

Now suppose Π is the multivariate tensor product rectangular function defined using the 1-dimensional function $\Pi(t) = 1$ when $|t| < 1/2$ and $\Pi(t) = 0$ when $|t| > 1/2$. We will now justify using data functions of the form

$$f_d = u * \Pi, \quad u \in L^2(\mathbb{R}^d). \quad (2.61)$$

Because $\widehat{\Pi}(t) = (2\pi)^{-1/2} \frac{\sin(t/2)}{t/2}$ and $\widehat{\Lambda}(t) = (2\pi)^{-1/2} \left(\frac{\sin(t/2)}{t/2} \right)^2$ it follows that

$$\left(\widehat{\Pi}(\xi) \right)^2 = (2\pi)^{-d/2} \widehat{\Lambda}(\xi), \quad \xi \in \mathbb{R}^d.$$

Since $\Pi \in L^1$, Young's inequality

$$\|f * g\|_r \leq \|f\|_p \|g\|_q, \quad f \in L^p, g \in L^q, \quad \frac{1}{p} + \frac{1}{q} = 1 + \frac{1}{r}, \quad 1 \leq p, q, r \leq \infty, \quad (2.62)$$

implies $u * \Pi \in L^2(\mathbb{R}^d)$ and $u * \Pi = (2\pi)^{-d/2} \int u(y) \Pi(\cdot - y) dy$. Further $u * \Pi \in L^2$ implies $u * \Pi \in L^1_{loc}$ and if $w_s = \frac{1}{\Lambda}$ is the hat weight function

$$\|f_d\|_{w_s, 0} = \left(\int w_s |\widehat{u\widehat{\Pi}}|^2 \right)^{1/2} = \left(\int \frac{1}{\Lambda} |\widehat{u\widehat{\Pi}}|^2 \right)^{1/2} = (2\pi)^{-d/4} \|u\|_2, \quad (2.63)$$

so that $u * \Pi \in X^0_{w_s}$. Now $u \in L^2$ implies $u \in L^1_{loc}$ and we can define $V \in L^1_{loc}(\mathbb{R}^d)$ by the integral

$$V(x) = \int_0^x u(t) dt, \quad u \in L^2(\mathbb{R}^d), \quad (2.64)$$

over the volume of the open rectangle $R(0, x)$ so that

$$\begin{aligned} f_d &= (2\pi)^{-d/2} \int u(y) \Pi(x - y) dy = (2\pi)^{-d/2} \int_{x-1/2}^{x+1/2} u(y) dy \\ &= (2\pi)^{-d/2} \left(V\left(x + \frac{1}{2}\right) - V\left(x - \frac{1}{2}\right) \right), \end{aligned} \quad (2.65)$$

and we note that any translate is also a data function.

Observe that by the Cauchy-Schwartz inequality

$$|V(x) - V(y)| = \left| \int_y^x u(t) dt \right| \leq \|u\|_2 |x - y|^{d/2},$$

so V is continuous and since $u \in L^1(R(0, x))$ equation 2.64 implies that $D^1 V = u$ where $\mathbf{1} = (1, 1, \dots, 1)$.

Given $u \in L^2(\mathbb{R}^d)$ we can now avoid the convolution 2.61 and calculate the data function using 2.64 and then 2.65. The norm $\|f_d\|_{w_s,0}$ is calculated using 2.63.

On the other hand, suppose a distribution V satisfies $D^1V \in L^2$ and set $u = D^1V$. Then V satisfies 2.64, is continuous and 2.65 defines the data function. The norm is again given by 2.63.

To obtain our 1-dimensional data function f_d we will choose

$$u = e^{-x^2},$$

for which

$$V = (2\pi)^{\frac{1}{2}} \text{erf}, \quad \|u\|_2 = 2(2\pi)^{\frac{1}{4}}, \quad \|u * \Pi\|_{w_s,0} = 2, \quad (2.66)$$

and

$$f_d = u * \Pi = \text{erf}\left(x + \frac{1}{2}\right) - \text{erf}\left(x - \frac{1}{2}\right). \quad (2.67)$$

For the *double rate* convergence experiment we will use $\Lambda = \sqrt{2\pi}R_0$ as the data function. By part 2 of Theorem 17, $\kappa < 1/2$ so we must use the Type 1 error estimates of Theorems 104 and 103. These imply that if

$$G(0) - \text{Re } G(x) \leq C_G |x|^{2s}, \quad |x| \leq h_G,$$

then there exists some $h_G > 0$ such that

$$|f_d(x) - (\mathcal{I}_X f_d)(x)| \leq \|f_d\|_{w,0} \min\left\{k_G (h_{X,K})^s, \sqrt{R_0(0)}\right\}, \quad x \in K, \quad (2.68)$$

when $h_{X,K} = \sup_{s \in K} \text{dist}(s, X) \leq h_G$. Here $k_G = (2\pi)^{-\frac{1}{4}} \sqrt{2C_G}$, $R_0(0) = (2\pi)^{-\frac{1}{2}} G(0)$ and X is an independent data set contained in the closed bounded infinite data region K . From Corollary 105 we have the corresponding double order convergence estimate

$$|R_0(x) - (\mathcal{I}_X R_0)(x)| \leq \min\left\{(k_G)^2 (h_{X,K})^{2s}, R_0(0)\right\}, \quad x \in \mathbb{R}^1. \quad (2.69)$$

Since we are using the hat basis function Corollary 109 gives: $G(0) = 1$, $C_G = 1$, $s = 1/2$, $h_G = \infty$, and from 2.66 and 2.67, $\|f_d\|_{w,0} = 2$.

Numerical results

Using the functions and parameters discussed in the last subsection the four subplots displayed in Figure 2.1 each display the superposition of 20 interpolants.

The two upper subplots relate to the data function 2.67 and the lower subplots relate to the data function R_0 i.e. the Riesz representer 1.64. The right-hand subplots are filtered versions of the actual unstable interpolant. The data function is given at the top of the left-hand plots and the annotation at the bottom of the figure supplies the following additional information:

Input parameters

N = L = 1 - the hat function is a member of the family of scaled extended B-splines with the indicated parameter values.

spl scale 1/2 - changes basis function scale (dilation): $x' = x/\text{spl_scale}$.

sm parm 0 - the smoothing parameter is always zero for interpolation.

samp 20 - the sample size i.e. the number of test data files generated. The data function is evaluated on the interval $[-1.5, 1.5]$ using a uniform (statistical) distribution.

pts 2:3600 - specifies the smallest number of data points 2 and the largest number of data points 3600. The other values are given in exponential steps with a multiplier of approximately 1.2.

Output parameters/messages

max ill-cond err -3.5:-4.2 - this relates the ill-conditioning of the interpolation matrix to the interpolation error. A number or aster * preceding the colon refers to the data function f_d and a number or aster after the colon refers to the data function R_0 . An aster * will mean there were no ill-conditioned interpolation matrices generated by the data function. Here -3.5 means that the largest (unfiltered) interpolation error for which a matrix was ill-conditioned was $10^{-4.2}$.




FIGURE 2.1. Interpolant convergence: extended B-spline.

ill-cond pts 1234:3600 1499:2963 - the first colon-separated group corresponds to the data function f_d and indicates the smallest and largest numbers of data points for which the interpolant matrix was ill-conditioned. Asters indicate no ill-conditioning. The second colon-separated group refers to the data function R_0 .

Note that all the plots shown in this document have the same format and annotations.

As mentioned above the interpolants are filtered. The filter calculates the value below which 90% of the interpolant errors lie. The filter is designed to remove ‘large’, isolated spikes which dominate the actual errors. The interpolation error is calculated on a grid with 300 cells applied to the domain of the data function. No filter is used for the first five interpolants because there is no instability for small numbers of data points.

As the number of points increases the numerical smoother of R_0 is observed to simplify to three very large increasingly narrow spikes at ± 1.5 and 0, and these dominate by about three orders of magnitude a residual stable error function of uniform amplitude and zero trend.

The smoother of f_d consists of intermingled spikes of various heights superimposed on a trend curve of amplitude comparable to the average spike size. The maximum spike height is at most about one order of magnitude of the average spike height. At the boundary, where the trend is near zero, there are often two spikes which are narrow w.r.t. the interior spikes.

The (blue) kinked line at the top of each subplot in Figure 2.1 is the theoretical upper bound for the error given by inequalities 2.68 or 2.69. Clearly for the data function f_d the theoretical bound of $1/2$ underestimates the convergence rate by a factor of about four - assuming the filtering is valid. The situation for the data function R_0 is more complex. The double theoretical convergence rate of $2s = 1$ might suggest that the actual interpolant converges twice as quickly for the Riesz data function and the filtering reinforces this suspicion. However, there is no nice linear decrease observed and the error of each interpolant decreases in large steps to the stable state.

It is also very interesting to note that the theoretical upper error bound for the data function R_0 is able to take into account quite closely the instability of the interpolant.

The case $n = 1, l = 2$

Amongst other things, the following result will equip us with some tools to generate data functions for the extended B-splines data spaces, data functions for which the X_w^0 norm can be calculated. This result is closely related to the calculations done above for the hat function.

Definition 130 If $x, y \in \mathbb{R}^d$ then $x.y = (x_i y_i)$ denotes the **component-wise product** of x and y whereas the scalar or inner product is denoted by xy or (x, y) .

Component-wise inequality is denoted $x \neq y$.

Translations of functions will be defined by $\tau_c f(x) = f(x - c)$, $c \in \mathbb{R}^d$, and **dilations of functions** given by $\sigma_\lambda f(x) = f(x/\lambda)$ where $\lambda \in \mathbb{R}^d$ and $\lambda \neq 0$.

Dilations of sets will be defined by $\sigma_\lambda(\Omega) = \lambda\Omega$ and **translations of sets** defined by $\tau_c(\Omega) = \Omega + c$.

Regarding **function domains**: $\text{dom } \sigma_\lambda f = \lambda \cdot \text{dom } f = \sigma_\lambda \text{ dom } f$ and $\text{dom } \tau_c f = c + \text{dom } f = \tau_c \text{ dom } f$.

For **function supports**: $\text{supp } \sigma_\lambda f = \lambda \cdot \text{supp } f = \sigma_\lambda \text{ supp } f$ and $\text{supp } \tau_c f = c + \text{supp } f = \tau_c \text{ supp } f$.

Theorem 131 Central difference operators and global data functions If α is a multi-index and $c \in \mathbb{R}^d$ we define the **central difference operator** δ_c^α to be the composition of the 1-dimensional operators $\delta_c^\alpha = \delta_{c_1}^{\alpha_1} \delta_{c_2}^{\alpha_2} \dots \delta_{c_d}^{\alpha_d}$, where

$$\delta_{c_k}^{\alpha_k} = (\delta_{c_k})^{\alpha_k}, \quad \delta_{c_k} = \tau_{-\frac{c_k}{2} \mathbf{e}_k} - \tau_{\frac{c_k}{2} \mathbf{e}_k}, \quad k = 1, \dots, d, \quad (2.70)$$

and if $b \in \mathbb{R}^1$ we use the abbreviation $\delta_b^\alpha = \delta_{b\mathbf{1}}^\alpha$. It then follows (see part 3 of remark below) that:

$$\delta_c^\alpha f = \sum_{\beta \leq \alpha} (-1)^{|\beta|} \binom{\alpha}{\beta} \tau_{(2\beta - \alpha) \cdot \frac{c}{2}} f, \quad f \in \mathcal{D}' \text{ or } L^2, \quad (2.71)$$

where $(2\beta - \alpha) \cdot \frac{c}{2}$ indicates the component-wise vector product.

Next, suppose w_s is the **extended B-spline** weight function with parameters n and l given by 1.27, and that in the sense of distributions $D^\alpha U \in L^2(\mathbb{R}^d)$ when $\alpha \leq n\mathbf{1}$.

Then:

1.

$$\delta_c^\alpha U = \left(\left(2i \sin \left(\frac{c}{2} \cdot \xi \right) \right)^\alpha \widehat{U} \right)^\vee,$$

which extends easily to S' .

2. $\delta_2^{l\mathbf{1}} U$ and $\delta_2^{2l\mathbf{1}} U$ define **data functions** such that

$$\|\delta_2^{l\mathbf{1}} U\|_{w_s, 0} = 2^{ld} \|D^{n\mathbf{1}} U\|_2, \quad \|\delta_2^{2l\mathbf{1}} U\|_{w_s, 0} \leq 2^{2ld} \|D^{n\mathbf{1}} U\|_2. \quad (2.72)$$

3. **Translations** are isometric isomorphisms from $X_{w_s}^0$ to $X_{w_s}^0$.

4. If $m \geq 1$ is an integer then the **dilation** σ_m is a continuous mapping from X_w^0 to X_w^0 . In fact

$$\|\sigma_m f\|_{w_s, 0} \leq m^{(l-n+1/2)d} \|f\|_{w_s, 0}, \quad f \in X_{w_s}^0. \quad (2.73)$$

5. The **embedding** $X_{w_s}^0 \hookrightarrow C_B^{(n-1)}$ is continuous when $C_B^{(n-1)}$ is endowed with the sup. norm $\max_{|\alpha| \leq n-1} \|D^\alpha u\|_\infty$.

6. Suppose $v \in C_B^\infty(\mathbb{R}^d)$. If v has periods $\{\mathbf{e}_k\}_{k=1}^d$ then $v\delta_2^{l\mathbf{1}} U = \delta_2^{l\mathbf{1}}(vU) \in X_w^0$ for all l . If v has period $\{2\mathbf{e}_k\}_{k=1}^d$ then $v\delta_2^{l\mathbf{1}} U = \delta_2^{l\mathbf{1}}(vU) \in X_w^0$ when l is even.

Proof. Equation 2.71 can be easily proved in one dimension and then for arbitrary dimension using the definitions of $\binom{\alpha}{\beta}$ and $\beta \leq \alpha$.

Part 1 Since $\widehat{\delta_{c_k} U} = e^{-i\frac{c_k}{2}\xi_k}\widehat{U} - e^{+i\frac{c_k}{2}\xi_k}\widehat{U} = (-2i\sin\frac{c_k}{2}\xi_k)\widehat{U}$ i.e. $\delta_{c_k}^{\alpha_k}U = \left((-2i\sin\frac{c_k}{2}\xi_k)\widehat{U}\right)^\vee$ we have $\delta_{c_k}^{\alpha_k}U = \left((-2i\sin\frac{c_k}{2}\xi_k)^{\alpha_k}\widehat{U}\right)^\vee$ and hence

$$\delta_c^\alpha U = \left(\left(-2i\sin\frac{c_1}{2}\xi_1\right)^{\alpha_1} \dots \left(-2i\sin\frac{c_d}{2}\xi_d\right)^{\alpha_d}\widehat{U}\right)^\vee = \left(\left(-2i\sin\left(\frac{c}{2}\cdot\xi\right)\right)^\alpha\widehat{U}\right)^\vee.$$

Part 2 The space X_w^0 was introduced in Definition 21. Now using the Cauchy-Schwartz theorem it is easy to show that any L^2 function is L_{loc}^1 . Further, Plancherel's theorem implies that $\|\widehat{U}\|_2 = \|U\|_2$ and so $\widehat{U} \in L_{loc}^1$ and $\widehat{U} \in L_{loc}^1$. Again by Plancherel's theorem $D^\beta U \in L^2$ implies $\|D^\beta U\|_2^2 = \|\widehat{D^\beta U}\|_2^2 = \int \xi^{2\beta} |\widehat{U}|^2$. Consequently, from Part 1,

$$\begin{aligned} \|\delta_2^{l1}U\|_{w_s,0}^2 &= \int w_s \left|\widehat{\delta_2^{l1}U}\right|^2 = \int \frac{\xi^{2n1}}{(\sin \xi_k)^{2l1}} \left|(2i\sin \xi_k)^{l1}\widehat{U}\right|^2 \\ &= 2^{2ld} \int \xi^{2n1} |\widehat{U}|^2 \\ &= 2^{2ld} \|D^{n1}U\|_2^2, \end{aligned} \tag{2.74}$$

and so $\delta_2^{l1}U \in X_{w_s}^0$. Regarding $\delta_2^{2l1}U$,

$$\begin{aligned} \|\delta_2^{2l1}U\|_{w_s,0}^2 &= \int w_s \left|\widehat{\delta_2^{2l1}U}\right|^2 = \int \frac{\xi^{2n1}}{(\sin \xi_k)^{2l1}} \left|(-2i\sin \xi_k)^{2l1}\widehat{U}\right|^2 \\ &= 2^{4ld} \int \frac{\xi^{2n1}}{(\sin \xi_k)^{2l1}} (\sin \xi_k)^{4l1} |\widehat{U}|^2 \\ &= 2^{4ld} \int (\sin \xi_k)^{2l1} \left|\widehat{D^{n1}U}\right|^2 \\ &\leq 2^{4ld} \int \left|\widehat{D^{n1}U}\right|^2 \\ &= 2^{4ld} \int |D^{n1}U|^2 \end{aligned}$$

Part 3 The stated properties of translations τ_c follow directly from the elementary properties: $\tau_c\tau_{-c} = \tau_{-c}\tau_c = 1$ and $|\widehat{\tau_c u}| = |\widehat{u}|$.

Part 4 Regarding the dilations, by using two changes of variable we obtain

$$\begin{aligned} \|\sigma_m f\|_{w_s,0}^2 &= \int w_s \left|\widehat{\sigma_m f}\right|^2 = \int w_s \left|(m\mathbf{1})^1 \sigma_{\frac{1}{m}} \widehat{f}\right|^2 \\ &= m^{2d} \int w_s(s) \left|\widehat{f}(ms)\right|^2 ds \\ &= m^d \int_{\mathbb{R}^d} w_s\left(\frac{t}{m}\right) \left|\widehat{f}(t)\right|^2 dt \\ &= m^d \int \frac{\left(\frac{t}{m}\right)^{2n1}}{(\sin \frac{t_k}{m})^{2l1}} \left|\widehat{f}(t)\right|^2 dt \\ &= \frac{1}{m^{(2n-1)d}} \int \frac{t^{2n1}}{(\sin \frac{t_k}{m})^{2l1}} \left|\widehat{f}(t)\right|^2 dt \\ &= \frac{1}{m^{(2n-1)d}} \int \frac{(\sin t_k)^{2l1}}{(\sin \frac{t_k}{m})^{2l1}} \frac{t^{2n1}}{(\sin t_k)^{2l1}} \left|\widehat{f}(t)\right|^2 dt \\ &= \frac{1}{m^{(2n-1)d}} \int \left(\frac{\sin t_k}{\sin \frac{t_k}{m}}\right)^{2l1} w_s(t) \left|\widehat{f}(t)\right|^2 dt \\ &\leq m^{(2(l-n)+1)d} \|f\|_{w_s,0}^2, \end{aligned} \tag{2.75}$$

since $\left| \frac{\sin s}{\sin \frac{s}{m}} \right| \leq m$ for all $s \in \mathbb{R}^1$ and all integers $m \geq 1$. This proves 2.73 and continuity.

Part 5 From part 6 Theorem 72 the embedding $X_{w_s}^0 \hookrightarrow C_B^{(\kappa)}$ is continuous and 1.28 allows us to choose $\kappa = n - 1$.

Part 6 Firstly, $U \in L^2$ implies $vU \in L^2$. Further, since $L^2 \subset S'$, Leibniz' formula for tempered distributions S' implies

$$D^\alpha (vU) = \sum_{\beta \leq \alpha} \binom{\alpha}{\beta} D^{\alpha-\beta} v D^\beta U, \quad U \in L^2, \quad v \in C_B^\infty. \quad (2.76)$$

Now $D^\beta U \in L^2$ for $\beta \leq n$, so that $D^\alpha (vU) \in L^2$ when $\alpha \leq n$. Since $\delta_2^{l\mathbf{1}} U \in X_{w_s}^0 \subset S' \subset \mathcal{D}'$, if v has period \mathbf{e}_k then in the sense of distributions, in one dimension 2.71 implies

$$\begin{aligned} v \delta_2^{l\mathbf{e}_k} U &= v \sum_{j=0}^l (-1)^j \binom{l}{j} f(\cdot + (l-2j)\mathbf{e}_k) \\ &= \sum_{j=0}^l (-1)^j \binom{l}{j} (vf)(\cdot + (l-2j)\mathbf{e}_k) \\ &= \delta_2^{l\mathbf{e}_k} (vU). \end{aligned}$$

Consequently $v \delta_2^{l\mathbf{1}} U = \delta_2^{l\mathbf{1}} (vU)$ and thus 2.72 of this theorem implies $v \delta_2^{l\mathbf{1}} U \in X_{w_s}^0$. Finally, it is now clear that if v has periods $2\mathbf{e}_k$ and l is even then $v \delta_2^{l\mathbf{1}} U = \delta_2^{l\mathbf{1}} (vU)$. ■

Remark 132

1. **Norms of data functions** Further to the comment preceding the last theorem: If $D^\alpha U \in L^2(\mathbb{R}^d)$ for $\alpha \leq n\mathbf{1}$ then $f_d = \delta_2^{l\mathbf{1}} U$ is a data function with norm $2^{ld} \|D^{n\mathbf{1}} U\|_2$ and translating this function does not change the norm. In addition, if $v \in C_B^\infty(\mathbb{R}^d)$ has periods $\{\mathbf{e}_k\}_{k=1}^d$ when l is odd or v has period $\{2\mathbf{e}_k\}_{k=1}^d$ when l is even, then $v f_d = \delta_2^{l\mathbf{1}} (vU)$ is also a data function with norm $2^{ld} \|D^{n\mathbf{1}} (vU)\|_2$.

2. **Regarding part 6 of the last theorem** The condition $v \in C_B^\infty(\mathbb{R}^d)$ can be weakened to $v \in W^{n\mathbf{1}, \infty}(\mathbb{R}^d)$ where

$$W^{n\mathbf{1}, \infty}(\mathbb{R}^d) = \{f \in L^\infty(\mathbb{R}^d) : D^\alpha f \in L^\infty, \alpha \leq n\mathbf{1}\}, \quad (2.77)$$

is the L^∞ Sobolev space introduced below in Definition 135. This can be proved using the Leibniz formula $D(vf) = vDf + (Dv)f$ where $v \in W^{n\mathbf{1}, \infty}$, $f \in W^{n\mathbf{1}}$. This formula can in turn be demonstrated by adapting the proof of Theorem 14.2, Section 1.14 Petersen [52].

3. We use the convenient full Fourier transform notation $F[f]$ and partial Fourier transform $F_{x_k}[f(x)]$.

Since $F_{x_k}[f(x - t\mathbf{e}_k)] = e^{-it\xi_k} F_{x_k}[f(x)]$ and $F[f(x - \tau)] = e^{-i\tau\xi} F[f(x)]$, if $f \in L^2$ we have the sequence of equations

$$\begin{aligned} F_{x_k}[\delta_{c_k} f(x)] &= F_{x_k} \left[\tau_{-\frac{1}{2}c_k \mathbf{e}_k} f \right] - F_{x_k} \left[\tau_{\frac{1}{2}c_k \mathbf{e}_k} f \right] \\ &= \left(e^{\frac{i}{2}c_k \xi_k} - e^{-\frac{i}{2}c_k \xi_k} \right) F_{x_k}[f]. \\ F_{x_k}[\delta_{c_k}^{\alpha_k} f] &= \left(e^{\frac{i}{2}c_k \xi_k} - e^{-\frac{i}{2}c_k \xi_k} \right)^{\alpha_k} F_{x_k}[f], \end{aligned}$$

so that by means of the binomial theorem

$$\begin{aligned}
F[\delta_c^\alpha f] &= \left(\left(e^{\frac{i}{2}c_k \xi_k} \right) + \left(-e^{-\frac{i}{2}c_k \xi_k} \right) \right)^\alpha F[f] \\
&= \sum_{\beta \leq \alpha} \binom{\alpha}{\beta} \left(e^{\frac{i}{2}c_k \xi_k} \right)^{\alpha-\beta} \left(-e^{-\frac{i}{2}c_k \xi_k} \right)^\beta F[f] \\
&= \sum_{\beta \leq \alpha} (-1)^{|\beta|} \binom{\alpha}{\beta} \left(e^{\frac{i}{2} \sum (\alpha_k - \beta_k) c_k \xi_k} \right) \left(e^{-\frac{i}{2} \sum \beta_k c_k \xi_k} \right) F[f] \\
&= \sum_{\beta \leq \alpha} (-1)^{|\beta|} \binom{\alpha}{\beta} e^{\frac{i}{2} \sum (\alpha_k - 2\beta_k) c_k \xi_k} F[f] \\
&= \sum_{\beta \leq \alpha} (-1)^{|\beta|} \binom{\alpha}{\beta} e^{-i \left((2\beta_k - \alpha_k) \frac{c_k}{2} \right) \xi} F[f] \\
&= \sum_{\beta \leq \alpha} (-1)^{|\beta|} \binom{\alpha}{\beta} e^{-i \left((2\beta - \alpha) \cdot \frac{c}{2} \right) \xi} F[f] \\
&= \sum_{\beta \leq \alpha} (-1)^{|\beta|} \binom{\alpha}{\beta} F \left[\tau_{(2\beta - \alpha) \cdot \frac{c}{2}} f \right] \\
&= F \left[\sum_{\beta \leq \alpha} (-1)^{|\beta|} \binom{\alpha}{\beta} \tau_{(2\beta - \alpha) \cdot \frac{c}{2}} f \right],
\end{aligned}$$

and applying the inverse Fourier transform gives 2.71 on L^2 . This immediately means that 2.71 holds for the distribution test functions C_0^∞ and hence for all distributions.

Our basis function is the (unscaled) 1-dimensional extended B-spline G_1 with parameters $n = 1$ and $l = 2$ given by 1.53 i.e.

$$G_1(t) = (-1)^{l-n} \frac{(2\pi)^{l/2}}{2^{2(l-n)+1}} \left(D^{2(l-n)} \left((*\Lambda)^l \right) \right) \left(\frac{t}{2} \right) = -\frac{\pi}{4} (D^2 (\Lambda * \Lambda)) \left(\frac{t}{2} \right)$$

for $t \in \mathbb{R}^1$. But

$$\begin{aligned}
D^2 (\Lambda * \Lambda) &= \Lambda * D^2 \Lambda = \Lambda * (\delta(\cdot + 1) - 2\delta + \delta(\cdot - 1)) \\
&= \frac{1}{\sqrt{2\pi}} (\Lambda(\cdot + 1) - 2\Lambda + \Lambda(\cdot - 1)),
\end{aligned} \tag{2.78}$$

so that

$$G_1(t) = -\frac{\sqrt{2\pi}}{8} (\Lambda(\frac{t}{2} + 1) - 2\Lambda(\frac{t}{2}) + \Lambda(\frac{t}{2} - 1)),$$

and hence

$$DG_1(t) = -\frac{\sqrt{2\pi}}{16} (\Lambda'(\frac{t}{2} + 1) - 2\Lambda'(\frac{t}{2}) + \Lambda'(\frac{t}{2} - 1)),$$

i.e. $\|DG_1\|_\infty = \frac{3}{16}\sqrt{2\pi}$. Now by Theorem 87

$$G_1(0) - G_1(t) \leq \|DG_1\|_\infty |t|, \quad x \in \mathbb{R}^1,$$

which means that

$$G_1(0) = \frac{\sqrt{2\pi}}{4}, \quad C_G = \|DG_1\|_\infty = \frac{3}{16}\sqrt{2\pi}, \quad s = \frac{1}{2}, \quad h_G = \infty.$$

With reference to the last theorem we will choose the bell-shaped data function

$$f_d = \delta_2^2 U \in X_w^0, \tag{2.79}$$

where

$$U(x) = \frac{e^{-k_{1,2}x^2}}{\delta_2^2 (e^{-k_{1,2}x^2})(0)} = \frac{e^{-k_{1,2}x^2}}{2(1 - e^{-4k_{1,2}})}, \quad k_{1,2} = 0.3, \tag{2.80}$$

so that

$$\|f_d\|_{w,0} = 4 \|DU\|_2 = \sqrt[4]{2\pi} \frac{\sqrt[4]{4k_{1,2}}}{1 - e^{-4k_{1,2}}}.$$

The interpolation error estimates given by 2.68 and 2.69 are now

$$|f_d(x) - (\mathcal{I}_X f_d)(x)| \leq \|f_d\|_{w,0} \min \left\{ k_G (h_{X,K})^s, \sqrt{R_0(0)} \right\}, \quad x \in K,$$

and

$$|R_0(x) - (\mathcal{I}_X R_0)(x)| \leq \min \left\{ (k_G)^2 (h_{X,K})^{2s}, R_0(0) \right\}, \quad x \in \mathbb{R}^1,$$

respectively, where $k_G = (2\pi)^{-\frac{1}{4}} \sqrt{2C_G}$ and $R_0(0) = (2\pi)^{-\frac{1}{2}} G_1(0)$.

For the theory developed in the previous sections it was convenient to use the simple, unscaled weight function definition 1.27. However, I have observed that scaling can significantly improve the performance of the basis function interpolant and so I will present the following theorem for the scaled, extended B-splines.

Theorem 133 *Suppose $\tilde{G}_s(x) = \prod_{k=1}^d \tilde{G}_1(x_k)$ where $\tilde{G}_1 = (-1)^{l-n} D^{2(l-n)} \left((*\Lambda)^l \right)$ and Λ is the univariate hat function and n, l are integers such that $1 \leq n \leq l$.*

For given $\lambda > 0$, $\tilde{G}_s(\lambda x)$ is called a scaled extended B-spline basis function. The corresponding weight function is $\tilde{w}_\lambda(t) = (2\lambda a)^d w_s\left(\frac{t}{2\lambda}\right)$ where $a = \frac{(2\pi)^{l/2}}{2^{2(l-n)+1}}$ and w_s is the extended B-spline weight function 1.27 with parameters n, l . Indeed, \tilde{w}_λ has property W02 for κ iff w_s has property W02 for κ . Further

$$\tilde{G}_s(0) - \tilde{G}_s(\lambda x) \leq 2\lambda a^{-d} \sqrt{d} G_1(0)^{d-1} \|DG_1\|_\infty |x|, \quad x \in \mathbb{R}^d. \quad (2.81)$$

Finally, if $f_d \in X_w^0$ and $g_d(x) = f_d(2\lambda x)$, it follows that $g_d \in X_{\tilde{w}_\lambda}^0$ and $\|g_d\|_{\tilde{w}_\lambda,0} = a^{d/2} \|f_d\|_{w,0}$.

Proof. From 1.53, $\tilde{G}_s(x) = a^{-d} G_s(2x)$, where G_s is the extended B-spline basis function with parameters n and l . Hence by Theorem 52 the corresponding weight function is $w_\lambda(t) = (2\lambda a)^d w\left(\frac{t}{2\lambda}\right)$ with property W02 for κ . By Theorem 87

$$G_s(0) - G_s(x) \leq \sqrt{d} G_1(0)^{d-1} \|DG_1\|_\infty |x|, \quad x \in \mathbb{R}^1,$$

and because $\tilde{G}_s(\lambda x) = a^{-d} G_s(2\lambda x)$ we have

$$\begin{aligned} \tilde{G}_s(0) - \tilde{G}_s(\lambda x) &= a^{-d} (G_s(0) - G_s(2\lambda x)) \leq a^{-d} \sqrt{d} G_1(0)^{d-1} \|DG_1\|_\infty |2\lambda x| \\ &= 2\lambda a^{-d} \sqrt{d} G_1(0)^{d-1} \|DG_1\|_\infty |x|. \end{aligned}$$

Finally, $\hat{g}_d(t) = (2\lambda)^{-d} \hat{f}_d\left(\frac{t}{2\lambda}\right)$ and so

$$\|g_d\|_{w_\lambda,0}^2 = \int (2\lambda a)^d w_s\left(\frac{t}{2\lambda}\right) \left| (2\lambda)^{-d} \hat{f}_d\left(\frac{t}{2\lambda}\right) \right|^2 dt = a^d \int w_s(s) \left| \hat{f}_d(s) \right|^2 ds = a^d \|f_d\|_{w,0}^2.$$

■

Numerical results

Using the functions and parameters discussed in the last subsection the four subplots displayed in Figure 2.2 each display the superposition of 20 interpolants. The two upper subplots relate to the data function 2.79 and the lower subplot relates to the data function R_0 i.e. the Riesz representer 1.64. The right-hand subplots are filtered versions of the actual unstable interpolant. The four subplots of Figure 2.2 each display the superposition of 20 interpolants.

As the number of points increases the numerical interpolant of f_d gradually simplifies to two spikes at the end points of the data interval with stable errors in between. The interpolant of R_0 is observed to simplify to a large increasingly narrow spike at zero and this dominates a stable error function with absolute value of the order of 10^{-7} .

The (blue) kinked line above each interpolant at the top of each subplot in Figure 2.2 is the estimated upper bound for the error given by the inequalities 2.68 or 2.69. Clearly for the data function f_d the theoretical bound of $1/2$ underestimates the convergence rate by a factor of approximately four - assuming the filtering is valid. The situation for the data function R_0 is more complex. The double theoretical convergence rate of $2s = 1$

FIGURE 2.2. Interpolant convergence: extended B-spline.

might suggest that the actual interpolant converges twice as quickly for the Riesz data function and the filtering reinforces this suspicion. However, there is no nice linear decrease observed and the error of each interpolant decreases in a large step and then smaller steps to the stable state.

It is also very interesting to note that the theoretical upper error bound for the data function R_0 is able to take into account quite closely the instability of the interpolant.

2.8.2 Extended B-splines with $n = 2$

Since $n \geq 2$, Table 2.2 tells us we can use the Type 2 error estimates of Theorem 114 and the estimate of Theorem 103.

The case: $n = 2, l = 2$

From Corollary 133 the function

$$G_{2,2}(x) = \frac{(\Lambda * \Lambda)(2x)}{(\Lambda * \Lambda)(0)} = \frac{3\sqrt{2\pi}}{2} (\Lambda * \Lambda)(2x),$$

is a scaled extended B-spline basis function with parameters $n = 2, l = 2$ such that $\text{supp } G_{2,2} = [-1, 1]$ and $G_{2,2}(0) = 1$. From 1.53 the scaling factor is $\lambda = 4$. To calculate $G_{2,2}$ we use the convenient formula

$$G_{2,2}(x) = (1+x)^2 \Lambda(2x+1) + (1-2x^2) \Lambda(2x) + (1-x)^2 \Lambda(2x-1), \tag{2.82}$$

derived by observing that we require the symmetric equivalents of the B-splines b^k studied, for example, in Chapter 3 of Höllig [33]: Noting that $\Lambda(x) = b^1(x+1)$, the symmetric equivalents of the convolution formula of box 3.11 and of the formulas of boxes 3.3, 3.4 can be used to derive 2.82. With reference to Theorem 131 choose

the data function 2.79, 2.80 and for double rate convergence experiments we will use $R_0 = (2\pi)^{-\frac{1}{2}} G_{2,2}$ as the data function.

Since $n \geq 2$, Table 2.2 tells us we can use the Type 2 error estimates of Theorem 114 and the estimate of Theorem 103. These imply that

$$|f_d(x) - (\mathcal{I}_X f_d)(x)| \leq \|f_d\|_{w,0} \min \left\{ k_G h_{X,K}, \sqrt{R_0(0)} \right\}, \quad x \in K, f_d \in X_w^0, \quad (2.83)$$

and

$$|R_0(x) - (\mathcal{I}_X R_0)(x)| \leq \min \left\{ (k_G)^2 (h_{X,K})^2, R_0(0) \right\}, \quad x \in \mathbb{R}^1, \quad (2.84)$$

where $h_{X,K} = \sup_{s \in K} \text{dist}(s, X)$ and in addition

$$k_G = (2\pi)^{-\frac{1}{4}} \sqrt{-G_{2,2}(0)^{d-1} D^2 G_{2,2}(0) \sqrt{d}} = (2\pi)^{-\frac{1}{4}} \sqrt{-D^2 G_{2,2}(0)},$$

$$R_0(0) = (2\pi)^{-\frac{1}{2}} G_{2,2}(0) = (2\pi)^{-\frac{1}{2}},$$

and $K = [-1.5, 1.5]$.

Using 2.78 we have $-D^2 G_{2,2}(0) = -6\sqrt{2\pi} D^2 (\Lambda * \Lambda)(0) = 6\sqrt{2\pi} \frac{2}{\sqrt{2\pi}} = 12$ so that $k_G = (2\pi)^{-\frac{1}{4}} \sqrt{12}$.

It remains to calculate $\|f_d\|_{w,0}$. But from 2.79 and Plancherel's theorem

$$\|f_d\|_{w,0} = 2^{ld} \|D^{n1} U\|_2 = 4 \|D^2 U\|_2 = 4 \|\xi^2 \widehat{U}\|_2.$$

By 2.80, $U(x) = \frac{e^{-k_{1,2} x^2}}{2(1-e^{-4k_{1,2}})}$ so $\widehat{U}(\xi) = \frac{1}{2(1-e^{-4k_{1,2}})} \frac{1}{\sqrt{k_{1,2}}} e^{-\frac{\xi^2}{k_{1,2}}}$ and

$$\begin{aligned} \|\xi^2 \widehat{U}\|_2 &= \frac{4}{2(1-e^{-4k_{1,2}}) \sqrt{k_{1,2}}} \left(\int \xi^4 e^{-\frac{2\xi^2}{k_{1,2}}} d\xi \right)^{1/2} \\ &= \frac{2}{(1-e^{-4k_{1,2}}) \sqrt{k_{1,2}}} \frac{k_{1,2}}{2} \sqrt[4]{\frac{k_{1,2}}{2}} \left(\int \xi^4 e^{-\xi^2} d\xi \right)^{1/2} \\ &= \frac{2}{(1-e^{-4k_{1,2}}) \sqrt{k_{1,2}}} \frac{k_{1,2}}{2} \sqrt[4]{\frac{k_{1,2}}{2}} \left(\frac{3}{4} \sqrt{\pi} \right)^{1/2} \\ &= \frac{1}{2(1-e^{-4k_{1,2}}) \sqrt{k_{1,2}}} k_{1,2} \sqrt[4]{k_{1,2}} \left(\frac{9\pi}{2} \right)^{1/4} \\ &= \frac{1}{2} \sqrt[4]{\frac{9\pi}{2}} \frac{(k_{1,2})^{3/4}}{1-e^{-4k_{1,2}}}, \end{aligned}$$

and hence $\|f_d\|_{w,0} = 2 \sqrt[4]{\frac{9\pi}{2}} \frac{(k_{1,2})^{3/4}}{1-e^{-4k_{1,2}}} = \sqrt[4]{72\pi} \frac{(k_{1,2})^{3/4}}{1-e^{-4k_{1,2}}}$. To summarize:

$$k_G = \frac{\sqrt{12}}{(2\pi)^{1/4}}; \quad \|f_d\|_{w,0} = \sqrt[4]{72\pi} \frac{(k_{1,2})^{3/4}}{1-e^{-4k_{1,2}}}, \quad k_{1,2} = 0.3; \quad h_G = \infty.$$

Numerical results

Using the functions and parameters derived above the 4 subplots of Figure 2.3 were generated. Each plot displays the superposition of 20 interpolants with unfiltered output on the left and filtered interpolants on the right. Above the interpolants is a (blue) kinked line whose slope indicates the theoretically predicted rate of convergence given by inequalities 2.83 and 2.84. There is also an adjacent line which represents an estimate of the slope implied by the filtered interpolant. For $f_d = \delta_2^2 \frac{e^{-k_{1,2} x^2}}{2(1-e^{-4k_{1,2}})}$ the estimated rate of convergence is $n - 1 = 1$ and for R_0 the estimated convergence rate is $2n - 2 = 2$.

As the number of points increases both numerical interpolants were observed to consist of spikes of various sizes but no dominant spikes.

The (blue) kinked line above each interpolant at the top of each subplot in Figure 2.3 is the theoretical upper bound for the error given by inequalities 2.83 or 2.84. Clearly for the data function f_d the theoretical bound

FIGURE 2.3. Interpolant convergence: extended B-spline.

of 1 underestimates the convergence rate by a factor of about 3 - assuming the filtering is valid. For for the data function R_0 a theoretical bound of 2 underestimates a convergence rate of about 5. The double theoretical convergence rate of 2 might suggest that the actual interpolant converges twice as quickly for the Riesz data function and the filtering reinforces this suspicion.

2.9 Characterizing certain global data spaces locally

The **global data space** is the Hilbert space X_w^0 of continuous functions on \mathbb{R}^d used to define the minimal norm interpolant, and later, the Exact and Approximate smoothers. However, these interpolants and smoothers are independent of the values of the data functions outside the data region Ω . Therefore we will want pointwise error estimates which involve the **local data spaces** i.e. the local restriction space $X_w^0(\Omega)$.

In the next subsection we will use the central difference operators 2.71 to characterize the local data spaces in the case of the scaled B-spline weight functions: in fact we show that the local data spaces contain the same set of functions as a special, local, Sobolev space, denoted $W^{m1}(\Omega)$. In the subsequent subsection we will then extend the class of weight functions for which this $W^{m1}(\Omega)$ characterization result is applicable. This is for the specific purpose of characterizing the local data space of the tensor product central difference weight functions which will be studied in Chapter 5. This is useful numerically because it is easy to choose functions in $W^{m1}(\Omega)$.

In the last subsection we will discuss the conversion of global pointwise error estimates to local estimates.

2.9.1 The extended class of B-spline weight functions

Suppose the data region $\Omega \subset \mathbb{R}^d$ is bounded and that w is a scaled, extended B-spline weight function. We start with some definitions and in these definitions we use the notation $\alpha \leq m$ where m is a non-negative integer, α is a multi-index and

$$\{\alpha : \alpha \leq m\} = \{\alpha : \alpha_k \leq m \text{ for } k = 1, \dots, m\}.$$

See Definition 679 of the Appendix.

Our next important data function result Theorem 156 will require some L^2 Sobolev space theory based on the comprehensive study [4] by Adams.

Definition 134 Sobolev spaces $W^{m,\infty}(\Omega), W^{m,\infty}, W^m(\Omega), W^m, H^m, m = 0, 1, 2, \dots$
 For any open set $\Omega \subset \mathbb{R}^d$ and in the sense of distributions:

$$\begin{aligned} W^{m,\infty}(\Omega) &= \{u \in L^\infty(\Omega) : D^\alpha u \in L^\infty(\Omega) \text{ for } |\alpha| \leq m\}, \\ W^{m,\infty} &= W^{m,\infty}(\mathbb{R}^d), \end{aligned}$$

with respective norms $\|u\|_{m,\infty,\Omega} = \sum_{|\alpha| \leq m} \binom{m}{\alpha} \|D^\alpha u\|_{\infty,\Omega}$ and $\|u\|_{m,\infty} = \|u\|_{m,\infty,\mathbb{R}^d}$.

$$\begin{aligned} W^m(\Omega) &= \{u \in L^2(\Omega) : D^\alpha u \in L^2(\Omega) \text{ for } |\alpha| \leq m\}, \\ W^m &= W^m(\mathbb{R}^d), \end{aligned}$$

with norms $\|u\|_{m,2,\Omega}^2 = \sum_{|\alpha| \leq m} \binom{m}{\alpha} \|D^\alpha u\|_{2,\Omega}^2$ and $\|u\|_{m,2} = \|u\|_{m,2,\mathbb{R}^d}$.

Also define

$$H^m = H^m(\mathbb{R}^d) = \left\{ u \in L^2(\Omega) : \int (1 + |\xi|^2)^m |\widehat{u}(\xi)|^2 d\xi < \infty \right\}.$$

Using the identity of part 6 of Definition 679 we have: if $\binom{m}{\alpha} := \frac{m!}{\alpha!(m-|\alpha|)!}$ then

$$\begin{aligned} \int (1 + |\xi|^2)^m |\widehat{u}(\xi)|^2 d\xi &= \int \sum_{|\alpha| \leq m} \binom{m}{\alpha} \xi^{2\alpha} |\widehat{u}(\xi)|^2 d\xi \\ &= \sum_{|\alpha| \leq m} \binom{m}{\alpha} \int |\widehat{D^\alpha u}|^2 \\ &= \sum_{|\alpha| \leq m} \binom{m}{\alpha} \int |D^\alpha u|^2 \\ &= \sum_{|\alpha| \leq m} \binom{m}{\alpha} \|D^\alpha u\|_{L^2}^2 \\ &= \|u\|_{m,2}^2. \end{aligned}$$

Here the weight function is $(1 + |\xi|^2)^m$ and we have $W^m = H^m$ with identical norms. See also Paragraph 7.62 of Adams & Fournier.

We will also need the following Sobolev spaces which are described in the literature as having **dominating mixed derivatives**:

Definition 135 Sobolev spaces with dominating mixed derivatives $W^{m\mathbf{1}}(\Omega), W^{m\mathbf{1}}, W_0^{m\mathbf{1}}(\Omega), W_0^{m\mathbf{1}}, H^{m\mathbf{1}}, m = 0, 1, 2, 3, \dots$

For any open set $\Omega \subset \mathbb{R}^d$ and in the sense of distributions:

$$\begin{aligned} W^{m\mathbf{1}}(\Omega) &= \{u \in L^2(\Omega) : D^\alpha u \in L^2(\Omega) \text{ for } \alpha \leq m\mathbf{1}\}, \\ W^{m\mathbf{1}} &= W^{m\mathbf{1}}(\mathbb{R}^d), \\ W_0^{m\mathbf{1}}(\Omega) &= \text{closure of } C_0^\infty(\Omega) \text{ in } W^{m\mathbf{1}}(\Omega), \\ W_0^{m\mathbf{1}} &= W_0^{m\mathbf{1}}(\mathbb{R}^d), \end{aligned}$$

with norms $\|u\|_{W^{m\mathbf{1}}(\Omega)}^2 \equiv \|u\|_{m\mathbf{1},2,\Omega}^2 := \sum_{\alpha \leq m\mathbf{1}} \binom{m\mathbf{1}}{\alpha} \|D^\alpha u\|_{2,\Omega}^2$ and $\|u\|_{W_0^{m\mathbf{1}}(\Omega)} = \|u\|_{W^{m\mathbf{1}}(\Omega)}$.

Also define:

$$\begin{aligned} W^{m\mathbf{1},\infty}(\Omega) &= \{u \in L^\infty(\Omega) : D^\alpha u \in L^\infty(\Omega) \text{ for } \alpha \leq m\mathbf{1}\}, \\ W^{m\mathbf{1},\infty} &= W^{m\mathbf{1},\infty}(\mathbb{R}^d), \end{aligned}$$

with respective norms $\|u\|_{W^{m\mathbf{1},\infty}(\Omega)}^2 \equiv \|u\|_{m\mathbf{1},\infty,\Omega}^2 := \sum_{\alpha \leq m\mathbf{1}} \binom{m\mathbf{1}}{\alpha} \|D^\alpha u\|_{\infty,\Omega}^2$ and $\|u\|_{m\mathbf{1},\infty} = \|u\|_{m\mathbf{1},\infty,\mathbb{R}^d}$.

Also define

$$H^{m\mathbf{1}}(\Omega) := \left\{ u \in L^2 : \int ((1 + \xi_1^2) \dots (1 + \xi_d^2))^m |\widehat{u}(\xi)|^2 d\xi < \infty \right\}, \quad (2.85)$$

with norm $\|u\|_{H^{m\mathbf{1}}(\Omega)} = \|((1 + \xi_1^2) \dots (1 + \xi_d^2))^m \widehat{u}(\xi)\|_{L^2} = \|(1 + \xi \cdot \xi)^{m\mathbf{1}} \widehat{u}(\xi)\|_{L^2}$, where we have used the component-wise vector multiplication notation $\xi \cdot \xi$.

Now using the binomial (multinomial) theorem,

$$\begin{aligned} \|u\|_{H^{m\mathbf{1}}(\Omega)}^2 &= \int ((1 + \xi_1^2) \dots (1 + \xi_d^2))^m |\widehat{u}(\xi)|^2 d\xi \\ &= \int (1 + \xi \cdot \xi)^{m\mathbf{1}} |\widehat{u}(\xi)|^2 d\xi \\ &= \int \sum_{\alpha \leq m\mathbf{1}} \binom{m\mathbf{1}}{\alpha} (\xi \cdot \xi)^\alpha |\widehat{u}(\xi)|^2 d\xi \\ &= \int \sum_{\alpha \leq m\mathbf{1}} \binom{m\mathbf{1}}{\alpha} \xi^{2\alpha} |\widehat{u}(\xi)|^2 d\xi \\ &= \sum_{\alpha \leq m\mathbf{1}} \binom{m\mathbf{1}}{\alpha} \int |\widehat{D^\alpha u}|^2 \\ &= \sum_{\alpha \leq m\mathbf{1}} \binom{m\mathbf{1}}{\alpha} \int |D^\alpha u|^2 \\ &= \sum_{\alpha \leq m\mathbf{1}} \binom{m\mathbf{1}}{\alpha} \|D^\alpha u\|_{L^2}^2 \\ &= \|u\|_{m\mathbf{1},2,\mathbb{R}^d}^2. \end{aligned}$$

Thus $H^{m\mathbf{1}} = W^{m\mathbf{1}}$ as sets and the norms are identical.

Note also that when $m \geq 1$, Corollary 16 and 2.85 imply $H^{m\mathbf{1}}$ is always a reproducing kernel Hilbert space with tensor product weight function $(1 + \xi_1^2)^m \dots (1 + \xi_d^2)^m$ and that the weight function parameter satisfies $\kappa < \mathbf{1}$.

Definition 136 Segment condition We say a domain Ω satisfies the segment condition if every $x \in \text{bdry } \Omega$ has a neighborhood U_x and $y_x \in \mathbb{R}^d \setminus 0$ such that if $z \in \Omega \cap U_x$ then $z + ty_x \in \Omega$ for $0 < t < 1$.

Observe that the segment property is invariant under translations and dilations of the domain.

Definition 137 Spaces of continuous functions

In §1.28 Adam's and Fournier [5] define $C^{(m)}(\overline{\Omega})$ by:

$$C^{(m)}(\overline{\Omega}) = \left\{ u \in C^{(m)}(\Omega) : D^\alpha u \text{ is bounded and unif. contin. on } \Omega \text{ for } |\alpha| \leq m \right\},$$

and our analogue is

$$C^{(m\mathbf{1})}(\overline{\Omega}) = \left\{ u \in C^{(m\mathbf{1})}(\Omega) : D^\alpha u \text{ is bounded and unif. contin. on } \Omega \text{ for } \alpha \leq m\mathbf{1} \right\}. \quad (2.86)$$

We endow them with the respective supremum norms

$$\|u\|_{m,\infty,\Omega} = \max_{|\alpha| \leq m} \sup_{x \in \Omega} |D^\alpha u(x)|, \quad \|u\|_{m\mathbf{1},\infty,\Omega} = \max_{\alpha \leq m\mathbf{1}} \sup_{x \in \Omega} |D^\alpha u(x)|. \quad (2.87)$$

These two spaces are Banach spaces. We also define the **restriction vector spaces**

$$\left. \begin{aligned} r_\Omega C_B^{(m)} &:= \left\{ r_\Omega u : u \in C_B^{(m)} \right\} \\ r_\Omega C_B^{(m1)} &:= \left\{ r_\Omega u : u \in C_B^{(m1)} \right\} \end{aligned} \right\}. \quad (2.88)$$

Theorem 138 *If Ω is a bounded open set then:*

1. $r_\Omega C^{(m)} \subset C^{(m)}(\overline{\Omega})$ and $r_\Omega C^{(m1)} \subset C^{(m1)}(\overline{\Omega})$.

We can now endow $r_\Omega C^{(m)}$ and $r_\Omega C^{(m1)}$ with the norms 2.87. In fact:

2. $r_\Omega C_B^{(m)} \hookrightarrow C^{(m)}(\overline{\Omega})$ and $r_\Omega C_B^{(m1)} \hookrightarrow C^{(m1)}(\overline{\Omega})$.

Using extension operators we prove:

3. If Ω has the uniform rectangle property of Definition 636 then $r_\Omega C_0^{(m1)} = C^{(m1)}(\overline{\Omega})$ as Banach spaces.

Proof. Part 1 If $u \in C^{(0)}$ then u is continuous on $\overline{\Omega}$. But $\overline{\Omega}$ is compact so u is uniformly continuous on $\overline{\Omega}$ and consequently $r_\Omega u$ has a unique extension to $C^{(0)}(\overline{\Omega})$. Thus $u \in C^{(m)}$ implies $r_\Omega u \in C^{(m)}(\overline{\Omega})$ and so $r_\Omega C^{(m)} \subset C^{(m)}(\overline{\Omega})$.

Part 2 Clearly $r_\Omega C_B^{(m)} \hookrightarrow C^{(m)}(\overline{\Omega})$ since both spaces have the same norm. A similar argument applies to $r_\Omega C_B^{(m1)}$.

Part 3 Suppose $f \in C^{(m1)}(\overline{\Omega})$. From Theorem 661 there exists a linear extension mapping $\mathcal{E}_\Omega : C^{(m1)}(\Omega) \rightarrow C_B^{(m1)}$ so

$$f \in C^{(m1)}(\overline{\Omega}) \Rightarrow \mathcal{E}_\Omega f \in C^{(m1)} \Rightarrow r_\Omega \mathcal{E}_\Omega f = f \Rightarrow f \in r_\Omega C^{(m1)}.$$

■

??? **SORT OUT! QUOTIENT NORM**, $r_\Omega C_B^{(m1)} = r_\Omega C_0^{(m1)} = C_0^{(m1)} / C_{0;\Omega^c}^{(m1)}$
and

$$\left. \begin{aligned} r_\Omega C_0^{(m)} &= \left\{ r_\Omega u : u \in C_0^{(m)} \right\} \\ r_\Omega C_0^{(m1)} &= \left\{ r_\Omega u : u \in C_0^{(m1)} \right\} \end{aligned} \right\}.$$

We also endow them with the norms 2.87.

?? Restriction norms:

$$\begin{aligned} \|f\|_{m,\infty,\Omega}^B &= \min \left\{ \|g\|_{m,\infty} : r_\Omega g = r_\Omega f, \quad g \in C_B^{(m)} \right\}, \\ \|f\|_{m,\infty,\Omega}^0 &= \min \left\{ \|g\|_{m,\infty} : r_\Omega g = r_\Omega f, \quad g \in C_0^{(m)} \right\}. \end{aligned}$$

but do these norms exist?

For any closed set $K = \overline{\Omega} \subset \mathbb{R}^d$ define

$$\begin{aligned} C_{0;K}^{(m1)} &= \left\{ u \in C_0^{(m1)} : \text{supp } u \subseteq K \right\}, \\ C_{0;K}^{(m)} &= \left\{ u \in C_0^{(m)} : \text{supp } u \subseteq K \right\}, \end{aligned}$$

and since the functions in $C_0^{(m1)}$ are ?? uniformly continuous (but not $C_B^{(m1)}$) these spaces are Banach spaces when endowed with the usual supremum norms. We now use the quotient space theory of Chapter B.

Since $C_{0;\Omega^c}^{(m)}$ is a closed subspace of $C_0^{(m)}$ we form the quotient space $C_0^{(m)} / C_{0;\Omega^c}^{(m)}$ whose elements are the equivalence classes $[u]$ given by

$$v \sim u \text{ iff } u = v \text{ on } \Omega,$$

and endow it with the restriction norm:

$$\|[u]\|'_{m,\infty,\Omega} = \min_{v \sim u} \|v\|_{m,\infty,\Omega}.$$

$C_0^{(m)}/C_{0;\Omega^c}^{(m)}$ is now a normed Banach space.

?? FIX! Then from Theorem 706 the quotient mappings $R_\Omega u = [r_\Omega u]$ satisfy

$$r_\Omega C_0^{(m)} = C_0^{(m)}/C_{0;\Omega^c}^{(m)}, \quad r_\Omega C_0^{(m1)} = C_0^{(m1)}/C_{0;\Omega^c}^{(m1)},$$

and are isometries.

if $C_{B;\Omega^c}^{(m)}$ and $C_{B;\Omega^c}^{(m1)}$ are closed. ?? If Ω is bounded then NO!

and by ??, $r_\Omega C_B^{(m)}$ and $r_\Omega C_B^{(m1)}$ are Banach spaces.

We now introduce the local (restriction) data space corresponding to an arbitrary data space X_w^0 :

Definition 139 The local data space $X_w^0(\Omega)$ Suppose that w is a weight function with property W02 or W03 and suppose $\Omega \subset \mathbb{R}^d$ is open. Define the vector space $X_w^0(\Omega) = \{r_\Omega u : u \in X_w^0\}$, where $r_\Omega u$ denotes the action of the linear operator which restricts u to Ω . Endow $X_w^0(\Omega)$ with the restriction norm of Theorem 714 of the Appendix i.e.

$$\|v\|_{w,0;\Omega} = \inf \left\{ \|u\|_{w,0} : u \in X_w^0, r_\Omega u = v \right\}, \quad (2.89)$$

and by Theorem 714, $r_\Omega : X_w^0 \rightarrow X_w^0(\Omega)$ is continuous and $X_w^0(\Omega)$ is a Banach space.

Further, by the same theorem $\|\cdot\|_{w,0;\Omega}$ satisfies the parallelogram law and so $X_w^0(\Omega)$ is a Hilbert space.

We know that X_w^0 has reproducing kernel $\Phi(x, y) = (2\pi)^{-d/2} G(x - y) = R_y(x)$. Hence $X_w^0(\Omega)$ has the unique Riesz representer $R_y^\Omega(x) := r_{\Omega \times \Omega} R_y(x)$.

Remark 140 ??? Use BLAH from the loc. paper.

To use the notation $X_w^0(\Omega)$ or $X_w^0(\overline{\Omega})$? Grisvard uses $H^s(\overline{\Omega}) := r_\Omega H^s$ in Definition 1.3.2.4 of [29]. Wloka uses $H^s(\Omega) := r_\Omega H^s$. To be consistent with the definition $C^\infty(\overline{\Omega}) = r_\Omega C^\infty$ we should perhaps use $X_w^0(\overline{\Omega}) = r_\Omega X_w^0$ but if the boundary is such that an extension of $X_w^0(\Omega)$ to X_w^0 exists then by Theorem 715, $X_w^0(\Omega)$ is homeomorphic to $X_w^0/(X_w^0)_{\Omega^c}$ and in PDE theory Ω is used and not $\overline{\Omega}$.

We now show for Ω open and bounded there exists an extension operator based on the adjoint of the restriction operator r_Ω . This operator exists for all local data spaces $X_w^0(\Omega)$ but no explicit construction is given.

Theorem 141 The adjoint extension operator r_Ω^* : Suppose $\Omega \subset \mathbb{R}^d$ is open and bounded, and the weight function w has property W02 or W03. Then the Hilbert space adjoint operator $r_\Omega^* : X_w^0(\Omega) \rightarrow X_w^0$ is a continuous extension with $\|r_\Omega\|_{op} = \|r_\Omega^*\|_{op} = 1$ and this is the minimal extension operator norm.

Further,

$$r_\Omega r_\Omega^* R_y^\Omega = R_y^\Omega, \quad (2.90)$$

where R_y^Ω is the Riesz representer of the evaluation functional on $X_w^0(\Omega)$ i.e. $R_y^\Omega = r_\Omega R_y$ and $R_y(x) = (2\pi)^{-d/2} G(x - y)$ where $x, y \in \Omega$ and G is the basis function.

Finally, r_Ω^* commutes with translations τ_c and dilations σ_λ in the sense that

$$\tau_c r_\Omega^* = r_{\tau_c \Omega}^* \tau_c, \quad \sigma_\lambda r_\Omega^* = r_{\lambda \Omega}^* \sigma_\lambda. \quad (2.91)$$

Proof. From the definition of $X_w^0(\Omega)$ we have $r_\Omega : X_w^0 \xrightarrow{\text{contin}} X_w^0(\Omega)$ and so $r_\Omega^* : X_w^0(\Omega) \xrightarrow{\text{contin}} X_w^0$. Now for $y \in \Omega$ and all z ,

$$\begin{aligned} (r_\Omega^* r_\Omega R_y)(z) &= (r_\Omega^* r_\Omega R_y, R_z)_{w,0} = (r_\Omega R_y, r_\Omega R_z)_{w,0;\Omega} = \\ &= (R_y^\Omega, R_z^\Omega)_{w,0;\Omega} = \overline{R_z^\Omega(y)} = \overline{R_z(y)} = R_y(z), \end{aligned}$$

so that

$$r_\Omega^* R_y^\Omega = R_y, \quad (2.92)$$

and hence $r_\Omega r_\Omega^* R_y^\Omega = r_\Omega R_y = R_y^\Omega$ as claimed. Define

$$\begin{aligned} W_G^\Omega &:= \left\{ \sum_{\text{finite sum}} \alpha_k G(\cdot - x^{(k)}) : x^{(k)} \in \Omega \right\} = \left\{ \sum_{\text{finite sum}} \alpha_k R_{x^{(k)}} : x^{(k)} \in \Omega \right\} \\ W_G^\Omega(\Omega) &:= r_\Omega W_G^\Omega. \end{aligned} \quad (2.93)$$

A standard result is that a subspace Z of a Hilbert space is dense iff its orthogonal complement Z^\perp is $\{0\}$. Hence in general W_G^Ω is not dense in X_w^0 because $(W_G^\Omega)^\perp = \{u \in X_w^0 : r_\Omega u = 0\}$ e.g. when G has bounded support. But is the restriction space $W_G^\Omega(\Omega)$ always dense in $X_w^0(\Omega)$? We aim to prove that $W_G^\Omega(\Omega)^\perp = \{0\}$. Indeed, if $F \in X_w^0(\Omega)$ then $(F, U)_{w,0;\Omega} = 0 \forall U \in W_G^\Omega(\Omega)$ implies $(F, R_y^\Omega)_{w,0;\Omega} = 0 \forall y \in \Omega$ i.e. $F(y) = 0 \forall y \in \Omega$ which means that $F = 0$. Thus

$$W_G^\Omega(\Omega) \text{ is dense in } X_w^0(\Omega), \quad (2.94)$$

and we observe that 2.90 implies r_Ω^* is an extension operator when applied to $r_\Omega W_G^\Omega$.

Next choose arbitrary $U \in X_w^0(\Omega)$. Then there must exist $\{U_k\} \subset W_G^\Omega(\Omega)$ such that $U_k \rightarrow U$. Hence $r_\Omega^* U_k \rightarrow r_\Omega^* U$ and so $U_k = r_\Omega r_\Omega^* U_k \rightarrow r_\Omega r_\Omega^* U$. But $U_k \rightarrow U$ so $U = r_\Omega r_\Omega^* U$ and therefore r_Ω^* is an extension operator.

Clearly

$$\|r_\Omega^* U\|_{w,0;\Omega}^2 = (r_\Omega^* U, r_\Omega^* U)_{w,0} = (U, r_\Omega r_\Omega^* U)_{w,0;\Omega} = \|U\|_{w,0;\Omega}^2,$$

so that $\|r_\Omega^*\|_{op} = 1$. That $\|r_\Omega^*\|_{op} = \|r_\Omega\|_{op}$ is an elementary property of adjoints. Further, if E is any continuous extension then $\|U\|_{w,0;\Omega} \leq \|EU\|_{w,0}$ which implies that $\|E\|_{op} \geq 1$.

If $f \in X_w^0$ and $U \in X_w^0(\Omega)$ then

$$\begin{aligned} (\tau_c r_\Omega^* U, f)_{w,0} &= (r_\Omega^* U, \tau_{-c} f)_{w,0} = (U, r_\Omega \tau_{-c} f)_{w,0;\Omega} = (U, \tau_{-c} r_{\tau_c} f)_{w,0;\Omega} = \\ &= (\tau_c U, r_{\tau_c} f)_{w,0;\tau_c \Omega} = (r_{\tau_c}^* \tau_c U, f)_{w,0}, \end{aligned}$$

and

$$\begin{aligned} (\sigma_\lambda r_\Omega^* U, f)_{w,0} &= (r_\Omega^* U, \sigma_\lambda f)_{w,0} = (U, r_\Omega \sigma_\lambda f)_{w,0;\Omega} = (U, \sigma_\lambda r_{\lambda \Omega} f)_{w,0;\Omega} = \\ &= (\sigma_\lambda U, r_{\lambda \Omega} f)_{w,0;\lambda \Omega} = (r_{\lambda \Omega}^* \sigma_\lambda U, f)_{w,0}. \end{aligned}$$

■

Recall that Definition 48 introduced the Hilbert spaces $X_{w,K}^0 := (X_w^0)_K := \{f \in X_w^0 : \text{supp } f \subseteq K\}$.

Corollary 142 *Suppose $\Omega \subset \mathbb{R}^d$ is open. Then $X_w^0(\Omega^c)$ is a Hilbert space and the equivalence class $u \sim v$ iff $u = v$ on Ω generates an isometric isomorphism:*

$$X_w^0(\Omega) \approx X_w^0 / (X_w^0)_{\Omega^c}.$$

Proof. The existence of the continuous extension $r^* : X_w^0(\Omega) \rightarrow X_w^0$ allows us to apply Theorem 715. ■

Corollary 143 *Under the conditions of Theorem 141, $\text{supp } r_\Omega^* X_w^0(\Omega) \subset \overline{\Omega} + \text{supp } G$ and $r_\Omega^* : X_w^0(\Omega) \rightarrow (X_w^0)_{\overline{\Omega} + \text{supp } G}$ is continuous.*

Proof. From 2.92, $\text{supp } r_\Omega^* W_G^\Omega(\Omega) \subset \overline{\Omega} + \text{supp } G$. Choose $F \in X_w^0(\Omega)$. Then by 2.94 there exists a sequence $\{F_k\}$ in $W_G^\Omega(\Omega)$ which converges to F . We have $\text{supp } r_\Omega^* F_k \subset \overline{\Omega} + \text{supp } G$.

Suppose $\overline{\Omega} + \text{supp } G \neq \mathbb{R}^d$ and choose $x \notin \overline{\Omega} + \text{supp } G$. Then

$$(r_\Omega^* F)(x) = (r_\Omega^* F, R_x)_{w,0} = (F, R_x^\Omega)_{w,0;\Omega} = \lim_{k \rightarrow \infty} (F_k, R_x^\Omega)_{w,0;\Omega} = \lim_{k \rightarrow \infty} F_k(x) = 0,$$

and so $\text{supp } r_\Omega^* F \subset \overline{\Omega} + \text{supp } G$. ■

Remark 144 *For certain proofs of the results below see Chapter D in the Appendix. The work [5] by Adams and Fournier is devoted to Sobolev space theory and a review of this study shows that many of its results can be extended to the spaces $W^{m,1}(\Omega)$, which are clearly the "standard" isotropic Sobolev spaces $W^m(\Omega)$ in one dimension. In particular, **assuming Ω is a bounded region**:*

1. **Theorem 3.3** can be modified to prove that $W^{m,1}(\Omega)$ is a Banach space.
2. **Theorem 3.6** can be modified to prove that $W^{m,1}(\Omega)$ is a separable, reflexive, uniformly convex Hilbert space with inner products defined in terms of their norms.
3. **Lemma 3.16** can be easily modified to handle **mollifiers** of $W^{m,1}(\Omega)$.

4. Regarding **approximation by smooth functions**: if Ω has the **segment property** then the restriction space $r_\Omega C^\infty$ is dense in $W^{m\mathbf{1}}(\Omega)$ and $r_\Omega C_0^\infty = r_\Omega C^\infty = r_\Omega C_B^\infty$ as sets. (modified **Theorem 3.22** - see **Theorem 720**).

Also, for **any open set** Ω , $C^{(m\mathbf{1})}(\Omega) \cap W^{m\mathbf{1}}(\Omega)$ is dense in $W^{m\mathbf{1}}(\Omega)$ (modified **Theorem 3.17** - see **Theorem 719**).

5. Two **extension operators** are available:

- (a) **The adjoint data space extension** $\mathcal{E}_\Omega := r_\Omega^*$ which maps $X_w^0(\Omega)$ into X_w^0 .

In **Theorem 141** it was shown that for an arbitrary data space X_w^0 the adjoint r_Ω^* of the restriction operator $r_\Omega : X_w^0 \rightarrow X_w^0(\Omega)$ is a continuous extension operator $r_\Omega^* : X_w^0(\Omega) \rightarrow X_w^0$ and some relevant properties proved. It was noted in **Definition 135** that $W^{m\mathbf{1}}$ is a data space for all integer $m \geq 1$. From **Corollary 143**, $\text{supp } r_\Omega^* X_w^0(\Omega) \subset \overline{\Omega} + \text{supp } G$ and $r_\Omega^* : X_w^0(\Omega) \rightarrow (X_w^0)_{\overline{\Omega} + \text{supp } G}$ is continuous.

- (b) **A constructive extension operator** $\mathcal{E}_\Omega^{m\mathbf{1}}$ which maps $W^{m\mathbf{1}}(\Omega)$ into $W^{m\mathbf{1}}$.

From **Theorem 4.26** of Adams & Fournier [5] there exists a continuous extension operator $\mathcal{E}'_\Omega : W^m(\Omega) \rightarrow W^m$ which is constructed using the **method of reflections** and assumes Ω has the **uniform $C^{(m)}$ -regularity property** of **Section 4.6**. We have $\mathcal{E}'_\Omega : W^k(\Omega) \rightarrow W^k$ is continuous for $k \leq m$. The proof of **Theorem 4.26** involves a **two-step** construction. The **first (reflection) step** involves an extension from the half-space $\Omega = \mathbb{R}_+^d$ to \mathbb{R}^d by reflection and it is easy to show that this extension is also continuous from $W^{m\mathbf{1}}(\mathbb{R}_+^d)$ to $W^{m\mathbf{1}}(\mathbb{R}^d)$. The **second (localization) step** uses the uniform $C^{(m)}$ -regularity property to locally map neighborhoods of the boundary $\partial\Omega$ into the unit ball B_1 . It turns out that if we try to modify the localization step by replacing the $C^{(m)}$ -regular map by one having smoothness $C^{(m\mathbf{1})}$ then we encounter a basic problem and our attempt fails, as noted in **Section 12**.

To construct an **explicit form** for the extension operator $\mathcal{E}_\Omega^{m\mathbf{1}} : W^{m\mathbf{1}}(\not\subseteq) \rightarrow W^{m\mathbf{1}}$ it seems we currently need to severely restrict the boundary of Ω and impose the **rectangle property** introduced in **Definition 636** of **Section 12** below. These extensions are constructed in **Theorems 657** and **662** and are denoted there by E_Ω and $E_\Omega^{n\mathbf{1}}$ respectively.

If Ω satisfies the rectangle property then $\sigma_\lambda \Omega$ and $\tau_c \Omega$ also satisfy the rectangle property. Here the finite covering of Ω , the corresponding partition of unity etc. are all transformed appropriately.

Note also that the rectangle property implies the segment property.

- (c) Finally, both these extension operators commute with translations and dilations in the sense that

$$\begin{aligned} \tau_c \mathcal{E}_\Omega &= \mathcal{E}_{\Omega+c} \tau_c, & \sigma_\lambda \mathcal{E}_\Omega &= \mathcal{E}_{\lambda\Omega} \sigma_\lambda. \\ \tau_c \mathcal{E}_\Omega^{m\mathbf{1}} &= \mathcal{E}_{\Omega+c}^{m\mathbf{1}} \tau_c, & \sigma_\lambda \mathcal{E}_\Omega^{m\mathbf{1}} &= \mathcal{E}_{\lambda\Omega}^{m\mathbf{1}} \sigma_\lambda. \end{aligned}$$

6. Easy modification of **Lemma 3.27** of [5]: let $\mathcal{E}_0 u$ denote the **zero extension** of $u \in W_0^{m\mathbf{1}}(\Omega)$ outside Ω . Then for $\alpha \leq m\mathbf{1}$, $D^\alpha \mathcal{E}_0 u = \mathcal{E}_0 D^\alpha u$ in \mathcal{D}' , and $\mathcal{E}_0 u \in W^{m\mathbf{1}}(\mathbb{R}^d)$ with $\|\mathcal{E}_0 u\|_{W^{m\mathbf{1}}} = \|u\|_{W_0^{m\mathbf{1}}(\Omega)}$.

7. For any closed set K which is the **closure of an open set** define

$$\begin{aligned} C_K^{m\mathbf{1}} &:= \{\phi \in C^{m\mathbf{1}} : \text{supp } \phi \subseteq K\}. \\ C_K^\infty &:= \{\phi \in C^\infty : \text{supp } \phi \subseteq K\}. \end{aligned}$$

8. Special case of **Theorem 722**: If $\phi \in r_\Omega C^\infty$ (**definition 2.88**) and $u \in W^{m\mathbf{1}}(\Omega)$ then $\phi u \in W^{m\mathbf{1}}(\Omega)$ and

$$\|\phi u\|_{m\mathbf{1},2,\Omega} \leq 2^{md/2} \|\phi\|_{m\mathbf{1},\infty,\Omega} \|u\|_{m\mathbf{1},2,\Omega}.$$

where $c_{m,d}$ is independent of both u and ϕ .

9. For any closed set $K \subset \mathbb{R}^d$ define (cf. **Definition 48** of $X_{w:K}^0$)

$$W_K^{m\mathbf{1}} := \{u \in W^{m\mathbf{1}} : \text{supp } u \subseteq K\}, \quad \|u\|_{W_K^{m\mathbf{1}}} = \|u\|_{W^{m\mathbf{1}}}.$$

An easy argument (see **Theorem 49**) using the fact that $W^{m\mathbf{1}}$ is a reproducing kernel Hilbert space, shows that $W_K^{m\mathbf{1}}$ is a closed subspace of $W^{m\mathbf{1}}$ and hence a Hilbert space.

A modification of Theorem 3.7 of Wloka [63] is: if Ω has the segment property then $r_\Omega W_\Omega^{m1} = W_0^{m1}(\Omega)$ and $C_0^\infty(\Omega)$ is dense in W_Ω^{m1} . This is Theorem 723 in the Appendix. In fact, part 6 implies that $r_\Omega : W_\Omega^1 \rightarrow W_0^1(\Omega)$ is an **isometric isomorphism** with inverse \mathcal{E}_0 .

10. If Ω is a bounded open set then multiplication by a $r_\Omega C_\Omega^\infty$ function is a continuous mapping from $W^{m1}(\Omega)$ to $W_0^{m1}(\Omega)$. In fact, using part 9 we have $r_\Omega C_\Omega^\infty \subset r_\Omega W_\Omega^{m1} = W_0^{m1}(\Omega) \subset W^{m1}(\Omega)$ and we can apply Theorem 722 to get

$$\|\phi u\|_{W_0^{m1}(\Omega)} \leq 2^{md/2} \|\phi\|_{W^{m1,\infty}(\Omega)} \|u\|_{W^{m1}(\Omega)}, \quad \phi \in r_\Omega C_\Omega^\infty, \quad u \in W^{m1}(\Omega). \quad (2.95)$$

11. **Grisvard** [29] in subsection 1.3.2 gives three different definitions of Sobolev spaces:

Definition 1.3.2.1 is vanilla $W_p^s(\Omega)$ and **Definition 1.3.2.2** is $\overset{\circ}{W}_p^s(\Omega) = \text{cl } C_0^\infty(\Omega)$.

Definition 1.3.2.4 introduces $W_p^s(\overline{\Omega}) := r_\Omega W_p^s$. **Grisvard** says that **Hörmander** [34] uses this approach but I checked and he does not - he uses the **local** space which exploits the fact that $\phi \in C_0^\infty(\Omega)$ and $u \in W_p^s$ implies $\phi u \in W_p^s(\Omega)$. However, **Wloka** [63] does use this approach in Section 1.5 - see part 12.

Definition 1.3.2.5 introduces $\widetilde{W}_p^s(\Omega) := \{u \in W_p^s(\Omega) : E_0 u \in W_p^s(\mathbb{R}^d)\}$.

12. **Wloka** [63]: Avoids interpolation spaces by defining in **Definition 3.1**, $W_2^s(\Omega)$, $s \geq 0$, using the elementary **Slobodeckii** double integral difference method. **Definition 3.2** introduces $\overset{\circ}{W}_2^s(\Omega) := \text{closure } C_0^\infty(\Omega)$.

Suppose Ω has the segment property. In **Theorem 3.6** he shows that $r_\Omega C_0^\infty \xrightarrow{d} W_2^s(\Omega)$ and in **Theorem 3.7** he shows that $\overset{\circ}{W}_2^s(\Omega) = (W_2^s)_\Omega := r_\Omega \{f \in W_2^s : \text{supp } f \subseteq \overline{\Omega}\}$.

Definition 5.1 defines $H^s(\mathbb{R}^d)$, $s \in \mathbb{R}^1$, using the **Fourier transform** method. **Definition 5.2** defines $H^s(\Omega) := r_\Omega H^s(\mathbb{R}^d)$ with the restriction norm which is an inner product. **Theorem 5.2** shows $W_2^s \simeq H^s$ i.e. equal as sets and with equivalent norms. **Lemma 5.1** says $r_\Omega C_0^\infty \xrightarrow{d} H^s(\Omega)$. If we define $\overset{\circ}{H}^s(\Omega) := \text{closure } C_0^\infty(\Omega)$ then $\overset{\circ}{H}^s(\Omega) \simeq \overset{\circ}{W}_2^s(\Omega)$ when $s \geq 0$. **Theorem 5.3** states that if $E_\Omega : H^s(\Omega) \rightarrow H^s$ is a continuous extension operator then $H^s(\Omega) \simeq W_2^s(\Omega)$ when $s \geq 0$.

13. **Trèves** [58] defines $H^s(K) = ??$ after **Proposition 25.4**.

14. In part 12 **Wloka** defines $H^s(\mathbb{R}^d)$ using the **Fourier transform** on L^2 and then let $H^s(\Omega) := r_\Omega H^s(\mathbb{R}^d)$. This will motivate the use of the restriction space notation $X_w^0(\Omega) = r_\Omega X_w^0$ in **Definition 139** below. This is because X_w^0 is defined globally using the **Fourier transform** on \mathbb{R}^d .

I next present further results concerning the $W^{m1}(\Omega)$ spaces. Observe that the proof of part 4 uses both L^1 and L^2 **Fourier transform** theory and introduces an equivalent **Fourier transform** norm for W^{m1} .

Lemma 145 The spaces $W^{m1}(\Omega)$ and $W_0^{m1}(\Omega)$ have the following properties:

1. The **translation** operator τ_c is an **isometric isomorphism** from $W^{m1}(\Omega)$ to $W^{m1}(\tau_c \Omega)$.
The **dilation** operator σ_λ is a **homeomorphism** from $W^{m1}(\Omega)$ to $W^{m1}(\sigma_\lambda \Omega)$.
2. (**Copy** of part 10 of **Remark 144**) If Ω is a bounded open set then **multiplication by a $r_\Omega C_\Omega^\infty$ function** is a continuous mapping from $W^{m1}(\Omega)$ to $W_0^{m1}(\Omega)$. In fact

$$\|\phi u\|_{W_0^{m1}(\Omega)} \leq 2^{md/2} \|\phi\|_{W^{m1,\infty}(\Omega)} \|u\|_{W^{m1}(\Omega)}, \quad \phi \in r_\Omega C_\Omega^\infty, \quad u \in W^{m1}(\Omega), \quad (2.96)$$

3. **The extensions** $\mathcal{E}_{\Omega;\varepsilon} : W^{m1}(\Omega) \rightarrow W_0^{m1}(\Omega_\varepsilon)$:

- (a) If $\Omega \subset \mathbb{R}^d$ has the **rectangle property** then given $\varepsilon > 0$ we can **construct** an explicit continuous linear extension mapping $\mathcal{E}_{\Omega;\varepsilon} : W^{m1}(\Omega) \rightarrow W_0^{m1}(\Omega_\varepsilon)$ using the operator \mathcal{E}_Ω^{m1} .
- (b) Suppose the region Ω is bounded and satisfies the **segment condition**, and $\varepsilon > 0$. Then there **exists** a continuous linear extension mapping $\mathcal{E}_{\Omega;\varepsilon} : W^{m1}(\Omega) \rightarrow W_0^{m1}(\Omega_\varepsilon)$ constructed using \mathcal{E}_Ω .

(c) Both these extensions commute with translations and dilations in the sense that

$$\tau_c \mathcal{E}_{\Omega;\varepsilon} = \mathcal{E}_{\Omega+c;\varepsilon} \tau_c, \quad \sigma_\lambda \mathcal{E}_{\Omega;\varepsilon} = \mathcal{E}_{\lambda\Omega;\lambda\varepsilon} \sigma_\lambda.$$

4. Global embedding If

$$w_{m\mathbf{1}}(\xi) = (1 + \xi_1^2)^m \dots (1 + \xi_d^2)^m, \quad m = 1, 2, 3, \dots, \quad (2.97)$$

then $\|1/w_{m\mathbf{1}}\|_1 = \left(2^{-2(m-1)} \binom{2m-2}{m-1} \pi\right)^d$ and $w_{m\mathbf{1}}$ is a weight function with property W03 for $\kappa < (m - \frac{1}{2}) \mathbf{1}$. We have $W^{m\mathbf{1}} = X_{w_{m\mathbf{1}}}^0 \hookrightarrow C_B^{(m-1)\mathbf{1}}$ where $W^{m\mathbf{1}}$ and $X_{w_{m\mathbf{1}}}^0$ have equivalent norms.

5. Local embedding $X_{w_{m\mathbf{1}}}^0(\Omega) \hookrightarrow r_\Omega C_B^{(m-1)\mathbf{1}}$.

6. **Poincaré's inequality** Suppose Ω is contained in the open rectangle $R(a, b)$ and $u \in W_0^{m\mathbf{1}}(\Omega)$. Then $\|D^{m\mathbf{1}}u\|_{L^2(\Omega)}$ is an **equivalent norm on $W_0^{m\mathbf{1}}(\Omega)$** . In fact

$$\|D^\alpha u\|_{L^2(\Omega)} \leq \left(\frac{b-a}{\sqrt{2}}\right)^{m\mathbf{1}-\alpha} \|D^{m\mathbf{1}}u\|_{L^2(\Omega)}, \quad \alpha \leq m\mathbf{1}, \quad u \in W_0^{m\mathbf{1}}(\Omega).$$

Proof. Part 1 $W^{m\mathbf{1}}(\Omega)$ is closed under translations and dilations, the inverses of translations and dilations are translations and dilations respectively, and the continuity calculations are simple changes of variable.

Part 2 Remark 144.

Part 3a Since Ω satisfies the uniform rectangle property, part 5a of Remark 144 means there exists a continuous extension operator $\mathcal{E}_\Omega^{m\mathbf{1}} : W^{m\mathbf{1}}(\Omega) \rightarrow W^{m\mathbf{1}}(\mathbb{R}^d)$. Using Lemma 37 we next construct a truncation function $\phi_{\Omega;\varepsilon} \in C_{\overline{\Omega_\varepsilon}}^\infty$ such that $0 \leq \phi_{\Omega;\varepsilon} \leq 1$, $\phi_{\Omega;\varepsilon} = 1$ on $\Omega_{\varepsilon/3}$ and $\text{supp } \phi_{\Omega;\varepsilon} \subseteq \overline{\Omega_\varepsilon}$. Thus $r_{\Omega_\varepsilon} \phi_{\Omega;\varepsilon} \in r_{\Omega_\varepsilon} C_{\overline{\Omega_\varepsilon}}^\infty$ and we define the mapping $\mathcal{E}_{\Omega;\varepsilon}$ by

$$\mathcal{E}_{\Omega;\varepsilon} u := r_{\Omega_\varepsilon} (\phi_{\Omega;\varepsilon} \mathcal{E}_\Omega^{m\mathbf{1}} u), \quad u \in W^{m\mathbf{1}}(\Omega). \quad (2.98)$$

Now by part 5 of Remark 144 the rectangle condition implies the segment property and so by part 2,

$$\begin{aligned} \|\mathcal{E}_{\Omega;\varepsilon} u\|_{W_0^{m\mathbf{1}}(\Omega_\varepsilon)} &= \|r_{\Omega_\varepsilon} (\phi_{\Omega;\varepsilon} \mathcal{E}_\Omega^{m\mathbf{1}} u)\|_{W_0^{m\mathbf{1}}(\Omega_\varepsilon)} \\ &\leq 2^{md/2} \|r_{\Omega_\varepsilon} \phi_{\Omega;\varepsilon}\|_{W^{m\mathbf{1},\infty}(\Omega_\varepsilon)} \|\mathcal{E}_\Omega^{m\mathbf{1}} u\|_{W^{m\mathbf{1}}(\Omega_\varepsilon)} \\ &= 2^{md/2} \|\phi_{\Omega;\varepsilon}\|_{W^{m\mathbf{1},\infty}(\Omega_\varepsilon)} \|\mathcal{E}_\Omega^{m\mathbf{1}} u\|_{W^{m\mathbf{1}}} \\ &\leq 2^{md/2} \|\phi_{\Omega;\varepsilon}\|_{W^{m\mathbf{1},\infty}(\Omega_\varepsilon)} \|\mathcal{E}_\Omega^{m\mathbf{1}}\|_{op} \|u\|_{W^{m\mathbf{1}}(\Omega)}. \end{aligned}$$

Part 3b From Definition 135 we know that $W^{m\mathbf{1}}$ is a data function space and hence by Theorem 141 there exists a continuous extension operator $\mathcal{E}_\Omega := r_\Omega^*, r_\Omega^* : W^{m\mathbf{1}}(\Omega) \rightarrow W^{m\mathbf{1}}$ with $\|r_\Omega^*\|_{op} = 1$. Following part 3a we define our extension by 2.98 and by the successive use of Remark 144 (which uses the segment property), part 2 of Lemma 145 and then Theorem 141 we obtain the sequence of continuity estimates

$$\begin{aligned} \|\mathcal{E}_{\Omega;\varepsilon} u\|_{W_0^{m\mathbf{1}}(\Omega_\varepsilon)} &= \|r_{\Omega_\varepsilon} (\phi_{\Omega;\varepsilon} \mathcal{E}_\Omega u)\|_{W_0^{m\mathbf{1}}(\Omega_\varepsilon)} = \|\phi_{\Omega;\varepsilon} \mathcal{E}_\Omega u\|_{W_{\overline{\Omega_\varepsilon}}^{m\mathbf{1}}} = \\ &\leq 2^{md/2} \|\phi_{\Omega;\varepsilon}\|_{W^{m\mathbf{1},\infty}(\Omega_\varepsilon)} \|\mathcal{E}_\Omega\|_{op} \|u\|_{W^{m\mathbf{1}}(\Omega)} \\ &= 2^{md/2} \|\phi_{\Omega;\varepsilon}\|_{W^{m\mathbf{1},\infty}(\Omega_\varepsilon)} \|u\|_{W^{m\mathbf{1}}(\Omega)}. \end{aligned}$$

Part 3c From 1.42 and 1.43 of Lemma 37, $\sigma_\lambda \phi_{\Omega;\varepsilon} = \phi_{\lambda\Omega;\lambda\varepsilon}$ and $\tau_c \phi_{\Omega;\varepsilon} = \phi_{\Omega+c;\varepsilon}$. By part 5c of Remark 144 $\tau_c \mathcal{E}_\Omega = \mathcal{E}_{\Omega+c} \tau_c$ and $\sigma_\lambda \mathcal{E}_\Omega = \mathcal{E}_{\lambda\Omega} \sigma_\lambda$ so we have the two sequences of equations

$$\tau_c \mathcal{E}_{\Omega;\varepsilon} u = \tau_c r_{\Omega_\varepsilon} (\phi_{\Omega;\varepsilon} \mathcal{E}_\Omega u) = r_{\Omega_\varepsilon+c} ((\tau_c \phi_{\Omega;\varepsilon}) \tau_c \mathcal{E}_\Omega u) = r_{(\Omega+c)_\varepsilon} (\phi_{\Omega+c;\varepsilon} \mathcal{E}_{\Omega+c} \tau_c u) = \mathcal{E}_{\Omega+c;\varepsilon} \tau_c u,$$

and

$$\sigma_\lambda \mathcal{E}_{\Omega;\varepsilon} u = \sigma_\lambda r_{\Omega_\varepsilon} (\phi_{\Omega;\varepsilon} \mathcal{E}_\Omega u) = r_{\lambda\Omega_\varepsilon} (\phi_{\lambda\Omega;\lambda\varepsilon} \sigma_\lambda \mathcal{E}_\Omega u) = r_{(\lambda\Omega)_\varepsilon} (\phi_{\lambda\Omega;\lambda\varepsilon} \mathcal{E}_{\lambda\Omega} \sigma_\lambda u) = \mathcal{E}_{\lambda\Omega;\lambda\varepsilon} \sigma_\lambda u. \quad (2.99)$$

An identical argument applies when $\mathcal{E}_{\Omega;\varepsilon}$ is defined using $\mathcal{E}_{\Omega}^{m\mathbf{1}}$.

Part 4 Noting Theorem 15 we easily show that the tensor product function $w_{m\mathbf{1}}$ is a weight function with property W03 iff $\kappa < (m - \frac{1}{2})\mathbf{1}$, and hence by Theorem 31, $X_{w_{m\mathbf{1}}}^0 \hookrightarrow C_B^{(\max\{\kappa\})} = C_B^{(m-1)\mathbf{1}}$. Now applying the binomial theorem yields

$$\begin{aligned} w_{m\mathbf{1}}(\xi) &= (1 + (\xi_k^2))^{m\mathbf{1}} = \sum_{\alpha \leq m\mathbf{1}} \binom{m\mathbf{1}}{\alpha} (\xi_k^2)^\alpha = \sum_{\alpha \leq m\mathbf{1}} \binom{m}{\alpha_1} \cdots \binom{m}{\alpha_d} \xi^{2\alpha} \\ &\leq 2^{md} \sum_{\alpha \leq m\mathbf{1}} \xi^{2\alpha}, \end{aligned}$$

so that since

$$\begin{aligned} \|u\|_{W^{m\mathbf{1}}}^2 &= \sum_{\alpha \leq m\mathbf{1}} \|D^\alpha u\|_2^2 = \sum_{\alpha \leq m\mathbf{1}} \int |D^\alpha u|^2 = \sum_{\alpha \leq m\mathbf{1}} \int |\widehat{D^\alpha u}|^2 = \\ &= \sum_{\alpha \leq m\mathbf{1}} \int \xi^{2\alpha} |\widehat{u}|^2 = \int \left(\sum_{\alpha \leq m\mathbf{1}} \xi^{2\alpha} \right) |\widehat{u}|^2, \end{aligned}$$

we have the equivalence

$$\|u\|_{W^{m\mathbf{1}}}^2 \leq \int w_{m\mathbf{1}} |\widehat{u}|^2 \leq 2^{md} \|u\|_{W^{m\mathbf{1}}}^2.$$

That $\|1/w_{m\mathbf{1}}\|_1 = \left(2^{-2(m-1)} \binom{2m-2}{m-1} \pi\right)^d$ is just a consequence of a standard 1-dimensional integral.

Part 5 From part 4, $X_{w_{m\mathbf{1}}}^0 \hookrightarrow C_B^{(m-1)\mathbf{1}}$ and so from Definition 137, $X_{w_{m\mathbf{1}}}^0(\Omega) \subset r_\Omega C_B^{(m-1)\mathbf{1}}$. In addition, $r_\Omega : X_{w_{m\mathbf{1}}}^0 \xrightarrow{c} X_{w_{m\mathbf{1}}}^0(\Omega)$ and $r_\Omega : C_B^{(m-1)\mathbf{1}} \rightarrow r_\Omega C_B^{(m-1)\mathbf{1}}$ is continuous under the supremum norm, and so $X_{w_{m\mathbf{1}}}^0(\Omega) \hookrightarrow r_\Omega C_B^{(m-1)\mathbf{1}}$.

Part 6. Suppose $\phi \in C_0^\infty(\Omega)$. Then $\phi(x) = \int_{a_1}^{x_1} D_1 \phi(t_1, x') dt_1$ and so by the Cauchy-Schwartz inequality, when $x_1 \in [a_1, b_1]$,

$$\begin{aligned} |\phi(x)| &\leq \int_{a_1}^{x_1} |D_1 \phi(t_1, x')| dt_1 \leq \left(\int_{a_1}^{x_1} dt_1 \right)^{1/2} \left(\int_{a_1}^{x_1} |D_1 \phi(t_1, x')|^2 dt_1 \right)^{1/2} \\ &\leq (x_1 - a_1)^{1/2} \left(\int_{a_1}^{x_1} |D_1 \phi(t_1, x')|^2 dt_1 \right)^{1/2} \\ &\leq (x_1 - a_1)^{1/2} \left(\int_{a_1}^{b_1} |D_1 \phi(t_1, x')|^2 dt_1 \right)^{1/2}. \end{aligned}$$

Thus

$$\begin{aligned} \int_\Omega |\phi|^2 &= \int_{\mathcal{R}(a,b)} |\phi|^2 \leq \int_{a_1}^{b_1} (x_1 - a_1) dx_1 \int_{\mathcal{R}(a',b')} \int_{a_1}^{b_1} |D_1 \phi(t_1, x')|^2 dt_1 dx' \\ &= \frac{1}{2} (b_1 - a_1)^2 \int_{\mathcal{R}(a,b)} |D_1 \phi|^2 \\ &= \left(\frac{b_1 - a_1}{\sqrt{2}} \right)^2 \int_\Omega |D_1 \phi|^2 dx. \end{aligned}$$

A permutation argument now shows that

$$\int_\Omega |\phi|^2 \leq \left(\frac{b_i - a_i}{\sqrt{2}} \right)^2 \int_\Omega |D_i \phi|^2, \quad i = 1, \dots, d.$$

Thus, for all α ,

$$\int_\Omega |D^\alpha \phi|^2 \leq \left(\frac{b-a}{\sqrt{2}} \right)^{2\beta} \int_\Omega |D^{\alpha+\beta} \phi|^2, \quad \forall \alpha, \beta.$$

and in particular, when $\beta = m\mathbf{1} - \alpha$,

$$\int_{\Omega} |D^{\alpha} \phi|^2 \leq \left(\frac{b-a}{\sqrt{2}}\right)^{2(m\mathbf{1}-\alpha)} \int_{\Omega} |D^{m\mathbf{1}} \phi|^2, \quad \alpha \leq m\mathbf{1}.$$

Finally, we will extend the result using density of $C_0^{\infty}(\Omega)$ in $W_0^{m\mathbf{1}}(\Omega)$. Choose $u \in W_0^{m\mathbf{1}}(\Omega)$ and $\phi \in C_0^{\infty}(\Omega)$ and $\alpha \leq m\mathbf{1}$. Then

$$\begin{aligned} & \left(\int_{\Omega} |D^{\alpha} u|^2 \right)^{1/2} \\ & \leq \left(\int_{\Omega} |D^{\alpha} \phi|^2 \right)^{1/2} + \left(\int_{\Omega} |D^{\alpha} (u - \phi)|^2 \right)^{1/2} \\ & \leq \left(\int_{\Omega} |D^{\alpha} \phi|^2 \right)^{1/2} + \|u - \phi\|_{W^{m\mathbf{1}}(\Omega)} \\ & \leq \left(\frac{b-a}{\sqrt{2}}\right)^{m\mathbf{1}-\alpha} \left(\int_{\Omega} |D^{m\mathbf{1}} \phi|^2 \right)^{1/2} + \|u - \phi\|_{W^{m\mathbf{1}}(\Omega)} \\ & \leq \left(\frac{b-a}{\sqrt{2}}\right)^{m\mathbf{1}-\alpha} \left(\int_{\Omega} |D^{m\mathbf{1}} u|^2 \right)^{1/2} + \left(\frac{b-a}{\sqrt{2}}\right)^{m\mathbf{1}-\alpha} \left(\int_{\Omega} |D^{m\mathbf{1}} (u - \phi)|^2 \right)^{1/2} + \|u - \phi\|_{W^{m\mathbf{1}}(\Omega)} \\ & \leq \left(\frac{b-a}{\sqrt{2}}\right)^{m\mathbf{1}-\alpha} \left(\int_{\Omega} |D^{m\mathbf{1}} u|^2 \right)^{1/2} + \left(1 + \left(\frac{b-a}{\sqrt{2}}\right)^{m\mathbf{1}-\alpha} \right) \|u - \phi\|_{W^{m\mathbf{1}}(\Omega)}, \end{aligned}$$

and the density of $C_0^{\infty}(\Omega)$ in $W_0^{m\mathbf{1}}(\Omega)$ implies

$$\left(\int_{\Omega} |D^{\alpha} u|^2 \right)^{1/2} \leq \left(\frac{b-a}{\sqrt{2}}\right)^{m\mathbf{1}-\alpha} \left(\int_{\Omega} |D^{m\mathbf{1}} u|^2 \right)^{1/2}, \quad u \in W_0^{m\mathbf{1}}(\Omega).$$

■

We will need some more properties of the central difference operator $\delta_2^{2l\mathbf{1}}$ which was introduced in Theorem 131. These properties will relate the space $X_{w_s}^0$ to the space $W^{n\mathbf{1}}(\Omega)$ locally as illustrated in Figure 2.4 below.

Lemma 146 *Properties of the central difference operator $\delta_2^{2l\mathbf{1}}$* Suppose w_s is the extended B-spline weight function with parameters n and l . Then:

1. $\delta_2^{2l\mathbf{1}} : W^{n\mathbf{1}} \rightarrow X_{w_s}^0$ is continuous.
2. If $f \in W^{n\mathbf{1}}$ and $\text{supp } f \subset [-1, 1]^d$ then

$$(-1)^{ld} \binom{2l}{l}^{-d} \delta_2^{2l\mathbf{1}} f = f + \mathcal{A}_{2l} f, \quad (2.100)$$

where

$$\mathcal{A}_{2l} f = (-1)^{ld} \binom{2l}{l}^{-d} \sum_{\mathbf{0} \leq \beta \leq 2l\mathbf{1}; \beta \neq l\mathbf{1}} (-1)^{|\beta|} \binom{2l\mathbf{1}}{\beta} \tau_{2\beta-2l} f. \quad (2.101)$$

For $\mathbf{0} \leq \alpha, \beta \leq 2l\mathbf{1}$,

$$\begin{aligned} \text{supp } \tau_{2\beta-2l} f & \subset [-1, 1]^d - (2\beta - 2l) \subset \mathbb{R}^d \setminus (-1, 1)^d, \\ \text{supp } \tau_{2\alpha-2l} f \cap \text{supp } \tau_{2\beta-2l} f & \subset \tau_{2\alpha-2l} \partial \left([-1, 1]^d \right) \cap \tau_{2\beta-2l} \partial \left([-1, 1]^d \right), \\ & \text{when } \alpha \neq \beta, \end{aligned}$$

and

$$\begin{aligned} \text{supp } \mathcal{A}_{2l} f & = \bigcup_{\mathbf{0} \leq \beta \leq 2l\mathbf{1}; \beta \neq l\mathbf{1}} \text{supp } \tau_{2\beta-2l} f, \\ \text{supp } \mathcal{A}_{2l} f & \subset (2l+1) [-1, 1]^d \setminus (-1, 1)^d. \end{aligned} \quad (2.102)$$

If $\Omega \subset (-1, 1)^d$ then:

3. $(-1)^{-ld} \binom{2l}{l}^{-d} \delta_2^{2l1} \mathcal{E}_0 : W_0^{n1}(\Omega) \rightarrow X_{w_s}^0$ is a continuous extension mapping where \mathcal{E}_0 is the zero extension operator.

4. If l is even then $(-1)^{-\frac{l}{2}d} \binom{l}{l/2}^{-d} \delta_2^{l1} \mathcal{E}_0 : W_0^{n1}(\Omega) \rightarrow X_{w_s}^0$ is a continuous extension mapping.

Proof. Part 1 If $f \in W^{n1}$ then by the equality 2.72 of Theorem 131,

$$\|\delta_2^{2l1} f\|_{w_s,0} \leq 4^{ld} \|D^{n1} f\|_2 \leq 4^{ld} \|f\|_{W^{n1}}. \quad (2.103)$$

Part 2 From 2.71,

$$\delta_2^{2l1} f = \sum_{\beta \leq 2l1} (-1)^{|\beta|} \binom{2l1}{\beta} \tau_{2\beta-2l} f \quad (2.104)$$

$$\begin{aligned} &= (-1)^{|l1|} \binom{2l1}{l1} f + \sum_{\beta \leq 2l1, \beta \neq l1} (-1)^{|\beta|} \binom{2l1}{\beta} \tau_{2\beta-2l} f \\ &= (-1)^{ld} \binom{2l}{l}^d f + \sum_{\beta \leq 2l1, \beta \neq l1} (-1)^{|\beta|} \binom{2l1}{\beta} \tau_{2\beta-2l} f, \end{aligned} \quad (2.105)$$

which proves 2.101. Further, from 2.101 and Definition 130, $\beta \neq l1$ and $\text{supp } f \subset [-1, 1]^d$ implies

$$\begin{aligned} \text{supp } \tau_{2\beta-2l} f &= \tau_{2\beta-2l} \text{supp } f = \text{supp } f - (2\beta - 2l) \subset [-1, 1]^d - (2\beta - 2l) \\ &\subset \mathbb{R}^d \setminus (-1, 1)^d. \end{aligned}$$

Since $f = 0$ on $\tau_{2\beta-2l} \partial([-1, 1]^d)$

$$\text{supp } \mathcal{A}_{2l} f \subset \bigcup_{\beta \leq 2l1, \beta \neq l1} \text{supp } \tau_{2\beta-2l} f \subset \mathbb{R}^d \setminus (-1, 1)^d.$$

Also

$$\begin{aligned} \text{supp } \mathcal{A}_{2l} f &\subset \bigcup_{\beta \leq 2l1, \beta \neq l1} \text{supp } \tau_{2\beta-2l} f \subset \bigcup_{\beta \leq 2l1} (2\beta - 2l + \text{supp } f) \\ &\subset \bigcup_{\beta \leq 2l1} (2\beta - 2l + [-1, 1]^d) \\ &\subset [-(2l+1), 2l+1]^d \\ &= (2l+1)[-1, 1]^d. \end{aligned}$$

Part 3 Continuity follows directly from part 6 of Remark 144 and then part 1 above. The extension property follows from applying 2.102 to 2.100.

Part 4 Use 2.72 and the expansion

$$\delta_2^{l1} f = \sum_{\beta \leq l1} (-1)^{|\beta|} \binom{l1}{\beta} \tau_{2\beta-l} f = (-1)^{\frac{l}{2}d} \binom{l}{l/2}^d f + \sum_{\substack{\beta \leq l1 \\ \beta \neq \frac{l}{2}1}} (-1)^{|\beta|} \binom{l1}{\beta} \tau_{2\beta-l} f.$$

■

We will now use the extension operator $\delta_2^{l1} \mathcal{E}_0 : W_0^{n1}((-1, 1)^d) \rightarrow X_{w_s}^0$ of part 3 to construct a continuous extension $E : W^{n1}(\Omega) \rightarrow X_{w_s}^0$. The idea is to map $W^{n1}(\Omega)$ into $W^{n1}(\Omega^0)$ where $\Omega^0 \subset [-1, 1]^d$ and then apply Lemma 146.

Theorem 147 *The extension operator $E : W^{n1}(\Omega) \rightarrow X_{w_s}^0$*

We construct our extension operator E in six steps:

1. Suppose w_s is an extended B-spline weight function on \mathbb{R}^d with parameters n and l ;
2. Ω is a bounded region satisfying the segment property and so permits the continuous extension operator $\mathcal{E}_{\Omega;\varepsilon} : W^{m1}(\Omega) \rightarrow W_0^{m1}(\Omega_\varepsilon)$ introduced in part 3b of Lemma 145;
3. C is any open cube with $\overline{\Omega} \subset C$ and set $0 < \varepsilon \leq \text{dist}(\Omega, \mathbb{R}^d \setminus C)$.
4. Then let c be the centre of C and choose an integer $m \geq 1$ such that

$$\sigma_{1/m}\tau_{-c}C = \frac{1}{m}(C - c) \subseteq (-1, 1)^d, \quad (2.106)$$

and set $\Omega^0 = \sigma_{1/m}\tau_{-c}\Omega$.

5. By Definitions 636 and 136 Ω^0 also has the segment property and so by part 2 of Lemma 145 there always exists a continuous extension operator $\mathcal{E}_{\Omega^0;\varepsilon/m} : W^{n1}(\Omega^0) \rightarrow W_0^{n1}(\Omega_{\varepsilon/m})$.
6. We will now define the linear mapping E of Figure 2.4 by:

$$Ef := (-1)^{ld} \binom{2l}{l}^{-d} \tau_c \sigma_m \delta_2^{2l1} \mathcal{E}_0 \mathcal{E}_{\Omega^0;\varepsilon/m} \sigma_{1/m} \tau_{-c} f, \quad f \in W^{n1}(\Omega), \quad (2.107)$$

where \mathcal{E}_0 is the extension by zero operator of part 6 of Remark 144.

This theorem will show that: $E : W^{n1}(\Omega) \rightarrow X_{w_s}^0$ satisfies

$$Ef = \mathcal{E}_0 \mathcal{E}_{\Omega;\varepsilon} f + (-1)^{ld} \binom{2l}{l}^{-d} \sum_{\beta \leq 2l1, \beta \neq l1} (-1)^{|\beta|} \binom{2l1}{\beta} \tau_{2m(\beta-l)} \mathcal{E}_0 \mathcal{E}_{\Omega;\varepsilon} f. \quad (2.108)$$

Also we have the following inclusions for the support of $\mathcal{E}_0 \mathcal{E}_{\Omega;\varepsilon} f$:

$$\text{supp } \mathcal{E}_0 \mathcal{E}_{\Omega;\varepsilon} f \subset \overline{\Omega_\varepsilon} \subset \overline{C} \subset c + m[-1, 1]^d. \quad (2.109)$$

$$\begin{aligned} \text{supp } \tau_{2m(\beta-l)} \mathcal{E}_0 \mathcal{E}_{\Omega;\varepsilon} f &\subset \text{supp } \mathcal{E}_{\Omega;\varepsilon} f - 2m(\beta-l) \subset \mathbb{R}^d \setminus \Omega_\varepsilon, \\ &\text{when } \mathbf{0} \leq \beta \leq 2l1, \beta \neq l1. \end{aligned} \quad (2.110)$$

$$\begin{aligned} \text{supp } \tau_{2m(\beta-l)} \mathcal{E}_0 \mathcal{E}_{\Omega;\varepsilon} f &\subset \left(c + (2l+1)m[-1, 1]^d \right) \setminus \left(c + m(-1, 1)^d \right), \\ &\text{when } \mathbf{0} \leq \beta \leq 2l1, \beta \neq \mathbf{1}, \end{aligned}$$

$$\begin{aligned} \text{supp } \tau_{2m(\alpha-l)} \mathcal{E}_0 \mathcal{E}_{\Omega;\varepsilon} f \cap \text{supp } \tau_{2m(\beta-l)} \mathcal{E}_0 \mathcal{E}_{\Omega;\varepsilon} f &\subset (\tau_{2m(\alpha-l)} \partial C) \cap (\tau_{2m(\beta-l)} \partial C), \\ &\text{when } \mathbf{0} \leq \alpha, \beta \leq 2l1, \alpha \neq \beta, \end{aligned} \quad (2.111)$$

and for the support of Ef :

$$\text{supp } Ef = \bigcup_{\mathbf{0} \leq \beta \leq 2l1} \text{supp } \tau_{2m(\beta-l)} \mathcal{E}_0 \mathcal{E}_{\Omega;\varepsilon} f. \quad (2.112)$$

$$\text{supp } Ef \subset c + (2l+1)m[-1, 1]^d. \quad (2.113)$$

Finally, $E : W^{n1}(\Omega) \rightarrow X_{w_s}^0$ is a continuous linear **extension** with

$$\|Ef\|_{w_s,0} \leq \frac{(4m)^{ld}}{\binom{2l}{l}^d} \|D^{n1} \mathcal{E}_{\Omega;\varepsilon} f\|_{L^2(\Omega_\varepsilon)} \leq \frac{(4m)^{ld}}{\binom{2l}{l}^d} \|\mathcal{E}_{\Omega;\varepsilon} f\|_{W_0^{n1}(\Omega_\varepsilon)}, \quad (2.114)$$

and

$$\|Ef\|_{w_s,0} \leq \left(e^{\frac{1}{6l}} \sqrt{\pi l m^l} \right)^d \|\mathcal{E}_{\Omega;\varepsilon} f\|_{W_0^{n1}(\Omega_\varepsilon)}.$$

Proof. The relevant commutative diagram is Figure 2.4 and the relevant sets and mappings are shown in Figure 2.5.

We first show that the mapping 2.107 makes sense:

Result 1 From part 1 of Lemma 145, $\sigma_{1/m}\tau_{-c} : W^{n1}(\Omega) \rightarrow W^{n1}(\Omega^0)$ is a homeomorphism.

FIGURE 2.4. Function spaces and mappings for defining the extension mapping E .

 FIGURE 2.5. Sets and mappings for defining the extension mapping E .

Result 2 From 2.106, $\Omega^0 \subset [-1, 1]^d$ and since $0 < \varepsilon \leq \text{dist}(\Omega, \mathbb{R}^d \setminus C)$, we have $0 < \sigma_{1/m}\varepsilon \leq \text{dist}(\sigma_{1/m}\tau_{-c}\Omega, \mathbb{R}^d \setminus \sigma_{1/m}\tau_{-c}C)$, i.e. $0 < \varepsilon/m \leq \text{dist}(\Omega^0, \mathbb{R}^d \setminus (-1, 1)^d)$ and by part 3 of Lemma 145, $\mathcal{E}_{\Omega^0; \varepsilon/m} : W^{n\mathbf{1}}(\Omega^0) \rightarrow W_0^{n\mathbf{1}}(\Omega_{\varepsilon/m}^0)$.

Result 3 From part 3 of Lemma 146, $(-1)^{ld} \binom{2l}{l}^{-d} \delta_2^{2l\mathbf{1}} \mathcal{E}_0 : W_0^{n\mathbf{1}}(\Omega_{\varepsilon/m}^0) \rightarrow X_{w_s}^0$ is a continuous extension.

Result 4 From part 1 of Lemma 146, $\sigma_m : X_w^0 \rightarrow X_w^0$ is continuous.

These four results imply that $E : W^{n\mathbf{1}}(\Omega) \rightarrow X_{w_s}^0$ is continuous.

Equation 2.108 for E follows directly from part 3 of Lemma 145.

To prove the extension property of E we start with 2.108 and 2.104 and then compose the translations and dilations by noting that $\tau_c \sigma_m \tau_{2\beta-2l} \sigma_{1/m} \tau_{-c} g = \tau_{m(2\beta-2l)} g$:

$$\begin{aligned}
 Ef &= (-1)^{ld} \binom{2l}{l}^{-d} \tau_c \sigma_m \sum_{\beta \leq 2l\mathbf{1}} (-1)^{|\beta|} \binom{2l\mathbf{1}}{\beta} \tau_{2\beta-2l} \sigma_{1/m} \tau_{-c} \mathcal{E}_0 \mathcal{E}_{\Omega; \varepsilon} f \\
 &= (-1)^{ld} \binom{2l}{l}^{-d} \sum_{\beta \leq 2l\mathbf{1}} (-1)^{|\beta|} \binom{2l\mathbf{1}}{\beta} \tau_c \sigma_m \tau_{2\beta-2l} \sigma_{1/m} \tau_{-c} \mathcal{E}_0 \mathcal{E}_{\Omega; \varepsilon} f \\
 &= (-1)^{ld} \binom{2l}{l}^{-d} \left(\sum_{\beta \leq 2l\mathbf{1}} (-1)^{|\beta|} \binom{2l\mathbf{1}}{\beta} \tau_{m(2\beta-2l)} \right) \mathcal{E}_0 \mathcal{E}_{\Omega; \varepsilon} f \\
 &= \mathcal{E}_0 \mathcal{E}_{\Omega; \varepsilon} f + (-1)^{ld} \binom{2l}{l}^{-d} \sum_{\beta \leq 2l\mathbf{1}, \beta \neq l\mathbf{1}} (-1)^{|\beta|} \binom{2l\mathbf{1}}{\beta} \tau_{2m(\beta-l)} \mathcal{E}_0 \mathcal{E}_{\Omega; \varepsilon} f,
 \end{aligned}$$

which proves 2.108.

Obviously $\text{supp } \tau_{2m(\alpha-l)} \mathcal{E}_0 \mathcal{E}_{\Omega; \varepsilon} f \subset \text{supp } \mathcal{E}_0 \mathcal{E}_{\Omega; \varepsilon} f - 2m(\alpha-l) \subset \Omega_\varepsilon - 2m(\alpha-l)$. But since $\Omega_\varepsilon \subset C$ and 2.106 implies $C \subset c + m[-1, 1]^d$, we have 2.109. Because of the scale factor m these inclusions immediately imply 2.110 and 2.111 and subsequently 2.112.

Since $\text{supp } \mathcal{E}_0 \mathcal{E}_{\Omega; \varepsilon} f \subset c + m[-1, 1]^d$,

$$\begin{aligned} \text{supp } Ef &= \bigcup_{\mathbf{0} \leq \beta \leq 2l\mathbf{1}} \text{supp } \tau_{2m(\beta-l)} \mathcal{E}_0 \mathcal{E}_{\Omega; \varepsilon} f \subset \bigcup_{\mathbf{0} \leq \beta \leq 2l\mathbf{1}} \tau_{2m(\beta-l)} C \subset \\ &\subset \bigcup_{\mathbf{0} \leq \beta \leq 2l\mathbf{1}} (C - 2m(\beta-l)) \\ &\subset C - \bigcup_{\mathbf{0} \leq \beta \leq 2l\mathbf{1}} 2m(\beta-l)[-1, 1]^d \\ &= C - 2m \bigcup_{\mathbf{0} \leq \beta \leq 2l\mathbf{1}} (\beta-l) \\ &= C + 2m[-l\mathbf{1}, l\mathbf{1}] \\ &= C + 2ml[-1, 1]^d \\ &\subset c + m[-1, 1]^d + 2ml[-1, 1]^d \\ &= c + (2l+1)m[-1, 1]^d, \end{aligned}$$

and we have proved the inclusion 2.112.

To prove inequality 2.114 we start with equation 2.107 for E . When $f \in W^{n\mathbf{1}}(\Omega)$ using the equations of part 3 of Lemma 145 and then the estimates 2.73 and 2.103 yield

$$\begin{aligned} \binom{2l}{l}^d \|Ef\|_{w_s, 0} &= \|\tau_c \sigma_m \delta_2^{2l\mathbf{1}} \mathcal{E}_0 \mathcal{E}_{\Omega^0; \varepsilon/m} \sigma_{1/m} \tau_{-c} f\|_{w_s, 0} \\ &= \|\tau_c \sigma_m \delta_2^{2l\mathbf{1}} \sigma_{1/m} \tau_{-c} \mathcal{E}_0 \mathcal{E}_{\Omega; \varepsilon} f\|_{w_s, 0} \\ &= \|\sigma_m \delta_2^{2l\mathbf{1}} \sigma_{1/m} \tau_{-c} \mathcal{E}_0 \mathcal{E}_{\Omega; \varepsilon} f\|_{w_s, 0} \\ &\leq m^{(l-n+1/2)d} \|\delta_2^{2l\mathbf{1}} \sigma_{1/m} \tau_{-c} \mathcal{E}_0 \mathcal{E}_{\Omega; \varepsilon} f\|_{w_s, 0} \\ &= m^{(l-n+1/2)d} 4^{ld} \|D^{n\mathbf{1}} \sigma_{1/m} \tau_{-c} \mathcal{E}_0 \mathcal{E}_{\Omega; \varepsilon} f\|_2 \\ &= m^{(l-n+1/2)d} 4^{ld} \|m^{nd} \sigma_{1/m} D^{n\mathbf{1}} \tau_{-c} \mathcal{E}_0 \mathcal{E}_{\Omega; \varepsilon} f\|_2 \\ &= m^{(l+1/2)d} 4^{ld} \|\sigma_{1/m} D^{n\mathbf{1}} \tau_{-c} \mathcal{E}_0 \mathcal{E}_{\Omega; \varepsilon} f\|_2 \\ &= m^{(l+1/2)d} 4^{ld} m^{-d/2} \|D^{n\mathbf{1}} \tau_{-c} \mathcal{E}_0 \mathcal{E}_{\Omega; \varepsilon} f\|_2 \\ &= (4m)^{ld} \|D^{n\mathbf{1}} \tau_{-c} \mathcal{E}_0 \mathcal{E}_{\Omega; \varepsilon} f\|_2 \\ &= (4m)^{ld} \|D^{n\mathbf{1}} \mathcal{E}_0 \mathcal{E}_{\Omega; \varepsilon} f\|_2 \\ &= (4m)^{ld} \|D^{n\mathbf{1}} E_{\Omega; \varepsilon} f\|_{L^2(\Omega_\varepsilon)} \\ &\leq (4m)^{ld} \|\mathcal{E}_{\Omega; \varepsilon} f\|_{W_0^{n\mathbf{1}}(\Omega_\varepsilon)}. \end{aligned}$$

But from A.54, $\frac{e^{-\frac{1}{6l}}}{\sqrt{\pi l}} < 2^{-2l} \binom{2l}{l}$ so that $\binom{2l}{l}^{-1} < \frac{e^{\frac{1}{6l}} \sqrt{\pi l}}{2^{2l}}$ and hence

$$\begin{aligned} \|Ef\|_{w_s, 0} &\leq \left(\binom{2l}{l}^{-1} (4m)^l \right)^d \|\mathcal{E}_{\Omega; \varepsilon} f\|_{W_0^{n\mathbf{1}}(\Omega_\varepsilon)} < \left(\frac{e^{\frac{1}{6l}} \sqrt{\pi l}}{2^{2l}} (4m)^l \right)^d \|\mathcal{E}_{\Omega; \varepsilon} f\|_{W_0^{n\mathbf{1}}(\Omega_\varepsilon)} \\ &= \left(e^{\frac{1}{6l}} \sqrt{\pi l} m^l \right)^d \|\mathcal{E}_{\Omega; \varepsilon} f\|_{W_0^{n\mathbf{1}}(\Omega_\varepsilon)}. \end{aligned}$$

Finally, an application of 2.110 and 2.111 to 2.108 yields $\text{supp } (Ef - \mathcal{E}_0 \mathcal{E}_{\Omega; \varepsilon} f) \subset \mathbb{R}^d \setminus \Omega_\varepsilon$, which means that $Ef = \mathcal{E}_{\Omega; \varepsilon} f$ on Ω_ε and hence that $Ef = \mathcal{E}_{\Omega; \varepsilon} f = f$ on Ω . Thus E is an extension. ■

Remark 148 *If instead we assume that Ω satisfies the rectangle condition then we can either note that Ω must have the segment property and construct $\mathcal{E}_{\Omega; \varepsilon}$ using the canonical extension operator \mathcal{E}_Ω or more directly we can construct $\mathcal{E}_{\Omega; \varepsilon}$ using the extension operator $\mathcal{E}_\Omega^{m\mathbf{1}}$.*

Remark 149 ?? From Theorem 72 the Riesz representer is

$$R_x(y) = (2\pi)^{-d/2} G(y-x).$$

From the theorem in Chapter 5 of Part 1 of Aronszajn [7] the unique local Riesz representer $R_x^\Omega(y)$ is given by

$$R_x^\Omega(y) = R_x(y), \quad x, y \in \Omega.$$

How does the above extension operator E relate to the extension defined by $R_x^\Omega \rightarrow R_x$ when $x \in \Omega$?

See 2.92 i.e. $r_\Omega^* R_y^\Omega = R_y$.

How does the above extension operator E relate to translations in general?

If we replace $W^{n1}(\Omega)$ by $W_0^{n1}(\Omega)$ in the last theorem then we do not need to leave room for the extension $\mathcal{E}_{\Omega;\varepsilon}$ which goes to zero in a neighborhood of Ω . In this case we can set $\varepsilon = 0$ and adjust the proof to obtain:

Corollary 150 *The extension operator $E : W_0^{n1}(\Omega) \rightarrow X_{w_s}^0$. Suppose:*

1. w_s is an extended B-spline weight function on \mathbb{R}^d with parameters n and l ;
2. Ω is a bounded region with the segment property;
3. C is any open cube with $\Omega \subseteq C$;
4. Let c be the centre of C and choose an integer $m \geq 1$ such that

$$\Omega^0 := \sigma_{1/m} \tau_{-c} C = \frac{1}{m} (C - c) \subset (-1, 1)^d.$$

Now define the mapping:

$$Ef = (-1)^{ld} \binom{2l}{l}^{-d} \tau_c \sigma_m \delta_2^{2l1} \mathcal{E}_0 \sigma_{1/m} \tau_{-c} f, \quad f \in W_0^{n1}(\Omega),$$

where \mathcal{E}_0 is the zero extension operator.

Then $E : W_0^{n1}(\Omega) \rightarrow X_{w_s}^0$ is a continuous linear extension such that

$$Ef = \mathcal{E}_0 f + (-1)^{ld} \binom{2l}{l}^{-d} \sum_{\beta \leq 2l1, \beta \neq l1} (-1)^{|\beta|} \binom{2l1}{\beta} \tau_{2m(\beta-l)} \mathcal{E}_0 f.$$

Regarding supports:

$$\begin{aligned} \text{supp } f &\subset \bar{\Omega} \subset \bar{C} \subset c + m[-1, 1]^d, \\ \text{supp } \tau_{2m(\alpha-l)} f &\subset \text{supp } f - 2m(\alpha-l) \subset \mathbb{R}^d \setminus \Omega, \\ &\quad \text{when } \mathbf{0} \leq \alpha \leq 2l1, \alpha \neq l1, \\ \text{supp } \tau_{2m(\alpha-l)} f \cap \text{supp } \tau_{2m(\beta-l)} f &\subset (\tau_{2m(\alpha-l)} \partial C) \cap (\tau_{2m(\beta-l)} \partial C), \\ &\quad \text{when } \mathbf{0} \leq \alpha, \beta \leq 2l1, \alpha \neq \beta, \end{aligned}$$

and

$$\begin{aligned} \text{supp } Ef &= \bigcup_{\mathbf{0} \leq \beta \leq 2l1} \text{supp } \tau_{2m(\beta-l)} \mathcal{E}_0 f, \\ \text{supp } Ef &\subset c + m(2l+1)[-1, 1]^d. \end{aligned}$$

Regarding the continuity of E :

$$\|Ef\|_{w_s,0} \leq (4m)^{ld} \binom{2l}{l}^{-d} \|D^{n1} f\|_{L^2(\Omega)} \leq \left(e^{\frac{1}{6l}} \sqrt{\pi l m^l} \right)^d \|D^{n1} f\|_{L^2(\Omega)},$$

and the right side is an equivalent norm on $W_0^{n1}(\Omega)$.

5. Regarding the Fourier transform of Ef ,

$$\widehat{Ef} = 4^{ld} \binom{2l}{l}^{-d} (\sin m\xi_k)^{2l1} \widehat{\mathcal{E}_0 f}.$$

6. If $f \in W_0^{n1}(\Omega) \simeq (X_w^0)_{\overline{\Omega}}$ and $g \in X_{w_s}^0$ then

$$(Ef, g)_{w_s, 0} = 4^{ld} \binom{2l}{l}^{-d} \int_{\Omega} D^{n1} f \overline{D^{n1} \mathcal{B}_m^{2l1} g},$$

where for any multi-index $\alpha \geq \mathbf{0}$,

$$\mathcal{B}_m^{\alpha} := \mathcal{B}_m^{\alpha_1} \mathcal{B}_m^{\alpha_2} \dots \mathcal{B}_m^{\alpha_d}, \quad \mathcal{B}_m^{\alpha_j} := (\mathcal{B}_m^{\mathbf{e}_j})^{\alpha_j}, \quad \mathcal{B}_m^{\mathbf{e}_j} := \sum_{k=0}^m \tau_{(2k-m)\mathbf{e}_j}.$$

$$\widehat{\mathcal{B}_m^{\mathbf{e}_j} g}(\xi) = \frac{\sin m\xi_j}{\sin \xi_j} \widehat{g}, \quad \widehat{\mathcal{B}_m^{\alpha} g}(\xi) = \left(\frac{\sin m\xi_j}{\sin \xi_j} \right)^{\alpha} \widehat{g}.$$

and $\{\mathbf{e}_1, \mathbf{e}_2, \dots, \mathbf{e}_d\}$ is the canonical basis for \mathbb{R}^d .

7. ?? (See part 6 of Lemma 145) If $f \in W_0^{n1}(\Omega) \simeq (X_{w_s}^0)_{\overline{\Omega}}$ then

$$f(x) = 4^{ld} \binom{2l}{l}^{-d} \int_{\Omega} D^{n1} f \overline{D^{n1} \mathcal{B}_m^{2l1} R_x^{w_s}}, \quad x \in \Omega,$$

and

$$|f(x)| \leq 4^{ld} \binom{2l}{l}^{-d} \|D^{n1} \mathcal{B}_m^{2l1} R_x^{w_s}\|_{L^2(\Omega)} \|D^{n1} f\|_{L^2(\Omega)}, \quad x \in \Omega,$$

and $\|D^{n1} f\|_{L^2(\Omega)}$ is a norm on $W_0^{n1}(\Omega)$.

Proof. Parts 1 to 4 follow directly from Theorem 147 with $\varepsilon = 0$ but with part 4 needing part 6 of Lemma 145.

Part 5

$$\begin{aligned} & \sum_{\beta \leq 2l1} (-1)^{|\beta|} \binom{2l1}{\beta} (\tau_{2m(\beta-l1)} \mathcal{E}_0 f)^{\wedge} \\ &= \left(\sum_{\beta \leq 2l1} \binom{2l1}{\beta} (-1)^{|\beta|} e^{-i2m(\beta-l1)\xi} \right) \widehat{\mathcal{E}_0 f} \\ &= \left(\sum_{\beta \leq 2l1} \binom{2l1}{\beta} (-1)^{|\beta|} e^{i2m(l1-\beta)\xi} \right) \widehat{\mathcal{E}_0 f} \\ &= e^{-i2ml1\xi} \left(\sum_{\beta \leq 2l1} \binom{2l1}{\beta} (-1)^{|\beta|} e^{i2m(2l1-\beta)\xi} \right) \widehat{\mathcal{E}_0 f} \\ &= e^{-i2ml1\xi} \left(\sum_{\beta \leq 2l1} \binom{2l1}{\beta} (-1)^{|\beta|} (e^{i2m\xi_k})^{2l1-\beta} \right) \widehat{\mathcal{E}_0 f} \\ &= e^{-i2ml1\xi} (-1 + (e^{i2m\xi_k}))^{2l1} \widehat{\mathcal{E}_0 f} \\ &= ((-e^{-im\xi_k}) + (e^{im\xi_k}))^{2l1} \widehat{\mathcal{E}_0 f} \\ &= (e^{im\xi_k} - e^{-im\xi_k})^{2l1} \widehat{\mathcal{E}_0 f} \\ &= (2i)^{2ld} \left(\frac{e^{im\xi_k} - e^{-im\xi_k}}{2i} \right)^{2l1} \widehat{\mathcal{E}_0 f} \\ &= (2i)^{2ld} (\sin m\xi_k)^{2l1} \widehat{\mathcal{E}_0 f} \\ &= (2i)^{2ld} (\sin m\xi_1 \sin m\xi_2 \dots \sin m\xi_d)^{2l1} \widehat{\mathcal{E}_0 f}, \end{aligned}$$

so that

$$\begin{aligned}\widehat{E}f &= (-1)^{ld} \binom{2l}{l}^{-d} (2i)^{2ld} (\sin m\xi_k)^{2l1} \widehat{\mathcal{E}_0 f} \\ &= (i)^{2ld} \binom{2l}{l}^{-d} (2i)^{2ld} (\sin m\xi_k)^{2l1} \widehat{\mathcal{E}_0 f} \\ &= 4^{ld} \binom{2l}{l}^{-d} (\sin m\xi_k)^{2l1} \widehat{\mathcal{E}_0 f}.\end{aligned}$$

Part 6 ??

$$\begin{aligned}(Ef, g)_{w,0} &= \int w \widehat{E}f \overline{\widehat{g}} = 4^{ld} \binom{2l}{l}^{-d} \int w (\sin m\xi_k)^{2l1} \widehat{\mathcal{E}_0 f} \overline{\widehat{g}} = \\ &= 4^{ld} \binom{2l}{l}^{-d} \int \frac{\xi^{2n1}}{(\sin \xi_k)^{2l1}} (\sin m\xi_k)^{2l1} \widehat{\mathcal{E}_0 f} \overline{\widehat{g}} = \\ &= 4^{ld} \binom{2l}{l}^{-d} \int \xi^{2n1} \widehat{\mathcal{E}_0 f} \overline{\left(\frac{\sin m\xi_k}{\sin \xi_k}\right)^{2l1} \widehat{g}} \\ &= 4^{ld} \binom{2l}{l}^{-d} \int \xi^{2n1} \widehat{\mathcal{E}_0 f} \overline{\widehat{\mathcal{B}_m^{2l1} g}} \\ &= 4^{ld} \binom{2l}{l}^{-d} \int \widehat{\mathcal{E}_0 D^{n1} f} \overline{\widehat{D^{n1} \mathcal{B}_m^{2l1} g}} \\ &= 4^{ld} \binom{2l}{l}^{-d} \int_{\Omega} D^{n1} f \overline{D^{n1} \mathcal{B}_m^{2l1} g}.\end{aligned}$$

In one dimension

$$\begin{aligned}\frac{\sin ms}{\sin s} &= \frac{(e^{is})^m - (e^{-is})^m}{e^{is} - e^{-is}} = \sum_{k=0}^m (e^{is})^{m-k} (e^{-is})^k. \\ \frac{\sin ms}{\sin s} \widehat{g} &= \sum_{k=0}^m (e^{is})^{m-k} (e^{-is})^k \widehat{g}.\end{aligned}$$

But $(\tau_k g)^\wedge = e^{-ik\xi} \widehat{g}$ so

$$\frac{\sin ms}{\sin s} \widehat{g} = \sum_{k=0}^m (e^{is})^{m-k} \widehat{\tau_k g} = \left(\sum_{k=0}^m \tau_{2k-m} g \right)^\wedge = \widehat{\mathcal{B}_m^{2l} g}.$$

Part 7 Let $g = R_x$ in part 6. ■

Remark 151

1. Noting part 4 of Lemma 146, when l is even the operator δ_2^{l1} can be used instead of δ_2^{2l1} to construct an extension $E : W^{n1}(\Omega) \rightarrow X_{w_s}^0$ which can be used below.
2. The mappings in Figure 2.4 which are used to define the extension E are independent of $n \leq l$.
3. ?? Calculate the Hilbert space adjoint of E ?

Noting Definition 130:

Theorem 152 We have $\tau_a : X_w^0(\Omega) \rightarrow X_w^0(\tau_a \Omega)$ is an isometric isomorphism.

Proof. We use the translation operator facts that for all $b \in \mathbb{R}^d$, $\tau_b X_w^0 = X_w^0$ and

$$\tau_b r_\Omega f = r_{\tau_b \Omega} \tau_b f. \quad (2.115)$$

Hence

$$\begin{aligned}
\|\tau_a f\|_{w,0;\tau_a\Omega} &= \inf \left\{ \|u\|_{w,0} : u \in X_w^0, r_{\tau_a\Omega} u = \tau_a f \right\} \\
&= \inf \left\{ \|u\|_{w,0} : u \in X_w^0, \tau_{-a} r_{\tau_a\Omega} u = f \right\} \\
&= \inf \left\{ \|u\|_{w,0} : u \in X_w^0, r_\Omega \tau_{-a} u = f \right\} \\
&= \inf \left\{ \|u\|_{w,0} : u \in X_w^0, r_\Omega \tau_{-a} u = f \right\} \\
&= \inf \left\{ \|v\|_{w,0} : \tau_a v \in X_w^0, r_\Omega v = f \right\} \\
&= \inf \left\{ \|v\|_{w,0} : v \in \tau_{-a} X_w^0, r_\Omega v = f \right\} \\
&= \inf \left\{ \|v\|_{w,0} : v \in X_w^0, r_\Omega v = f \right\} \\
&= \|f\|_{w,0;\Omega}
\end{aligned}$$

■

Theorem 153 Suppose that w is a weight function with property W02 or W03. Then if $\lambda > 0$:

1. The dilation $\sigma_\lambda : X_w^0 \rightarrow X_{\sigma_{1/\lambda} w}^0$ is a homeomorphism with inverse $\sigma_{1/\lambda}$ and operator norm $|\lambda^1|$.
2. Also $\sigma_\lambda : X_w^0(\Omega) \rightarrow X_{\sigma_{1/\lambda} w}^0(\lambda\Omega)$ is a homeomorphism with inverse $\sigma_{1/\lambda}$ and operator norm $|\lambda^1|$.

Proof. Part 1 Note part 8 of Remark 2. From part 12 of Summary 683 $(\sigma_\lambda f)^\wedge = |\lambda^1| \sigma_{1/\lambda} \widehat{f}$, where $\sigma_\lambda f(x) := f(x./\lambda)$. Thus

$$\begin{aligned}
\|\sigma_\lambda u\|_{w,0}^2 &= \int w(\xi) |\widehat{\sigma_\lambda u}(\xi)|^2 d\xi \\
&= \int w(\xi) |\lambda^1| |\widehat{u}(\lambda.\xi)|^2 d\xi \\
&= \int w(\xi) (\lambda^1)^2 |\widehat{u}(\lambda.\xi)|^2 d\xi \\
&: \eta = \lambda.\xi, \quad d\xi = \frac{1}{|\lambda^1|} d\eta \Rightarrow \\
&= \int w(\eta./\lambda) (\lambda^1)^2 |\widehat{u}(\eta)|^2 \frac{1}{|\lambda^1|} d\eta \\
&= |\lambda^1| \int w(\eta./\lambda) |\widehat{u}(\eta)|^2 d\eta
\end{aligned}$$

Part 2 ?? ■

Corollary 154 Let w_s be an extended B-spline weight function on \mathbb{R}^d with parameters n and l . Suppose Ω is a bounded region with the rectangle or segment property.

Then $W^{n1}(\Omega) \hookrightarrow X_{\sigma_\lambda w_s}^0(\Omega)$ where σ_λ is any scalar dilation operator.

Proof. By part 5b of Remark 144 the rectangle condition implies the segment property. Under this condition Theorem 147 showed that a continuous extension $E : W^{n1}(\Omega) \hookrightarrow X_w^0$ exists for the extended B-splines. Now by Definition 139, $r_\Omega E : W^{n1}(\Omega) \rightarrow X_w^0(\Omega)$ is a continuous inclusion. Since $\lambda\Omega$ also has the segment property we also have $W^{n1}(\lambda\Omega) \hookrightarrow X_{w_s}^0(\lambda\Omega)$, and an application of the mapping result of part 2 of Theorem 153 and part 1 of Lemma 145 enables us to write

$$W^{n1}(\Omega) \xrightarrow{\sigma_\lambda} W^{n1}(\lambda\Omega) \hookrightarrow X_{w_s}^0(\lambda\Omega) \xrightarrow{\sigma_{1/\lambda}} X_{\sigma_\lambda w_s}^0(\Omega),$$

which proves this corollary. ■

Observe that the local space $X_w^0(\Omega)$ can be regarded as the set of data functions for the minimal norm interpolation problem where the data is contained in Ω , and Corollary 154 proves that $W^{n1}(\Omega) \subset X_w^0(\Omega)$ for

scaled extended B-splines. The minimum norm interpolation problem can be defined in terms of extensions of these spaces to \mathbb{R}^d and the matrix equation for the interpolant only uses values of the data function on Ω . **Thus $W^{n\mathbf{1}}(\Omega)$ is the source of all data functions for the interpolation problem when w is a scaled extended B-spline weight function.**

The last corollary will now be strengthened to characterize the data functions for the minimal norm interpolation problem for scaled extended B-splines.

Lemma 155 *Suppose w_s is an extended B-spline weight function with parameters n and l , and Ω is a bounded region with the rectangle or segment property.*

Then $X_{\sigma_\lambda w_s}^0(\Omega) \hookrightarrow W^{n\mathbf{1}}(\Omega)$ where σ_λ is any scalar dilation operator.

Proof. Suppose $v \in X_{w_s}^0(\Omega)$ and let v^e be any extension of v to $X_{w_s}^0$. Noting that $n \leq l$, if $\alpha \leq n$ we have

$$\begin{aligned} \|v^e\|_{w_s,0}^2 &= \int w_s |\widehat{v^e}|^2 = \int \frac{s^{2n\mathbf{1}}}{(\sin s_i)^{2l\mathbf{1}}} |\widehat{v^e}(s)|^2 ds = \int s^{2\alpha} \frac{s^{2(n\mathbf{1}-\alpha)}}{(\sin s_i)^{2l\mathbf{1}}} |\widehat{v^e}(s)|^2 ds \\ &\geq \int s^{2\alpha} \frac{s^{2(n\mathbf{1}-\alpha)}}{(\sin s_i)^{2(n\mathbf{1}-\alpha)}} |\widehat{v^e}(s)|^2 ds \\ &\geq \int s^{2\alpha} |\widehat{v^e}(s)|^2 ds \\ &= \int |\widehat{D^\alpha v^e}(s)|^2 ds \\ &= \int |D^\alpha v^e(t)|^2 dt \\ &\geq \|D^\alpha v\|_{L^2(\Omega)}^2, \end{aligned}$$

and so $D^\alpha v \in L^2(\Omega)$ for $\alpha \leq n\mathbf{1}$, which means $v \in W^{n\mathbf{1}}(\Omega)$ since $v \in L^2(\Omega)$. Further, the definition 2.89 of the norm on $X_{w_s}^0(\Omega)$ implies $\|D^\alpha v\|_{L^2(\Omega)} \leq \|v\|_{w_s,0;\Omega}$ when $\alpha \leq n\mathbf{1}$, verifying that $X_{w_s}^0(\Omega) \hookrightarrow W^{n\mathbf{1}}(\Omega)$.

By part 5b of Remark 144 the rectangle condition implies the segment property.

Since $\lambda\Omega$ also has the segment property the operator $\mathcal{E}_{\lambda\Omega}$ is also defined. Hence $X_{w_s}^0(\lambda\Omega) \hookrightarrow W^{n\mathbf{1}}(\lambda\Omega)$ and an application of part 2 of Theorem 153 and part 1 of Lemma 145 enables us to write

$$X_{\sigma_\lambda w_s}^0(\Omega) \xrightarrow{\sigma_\lambda} X_{w_s}^0(\lambda\Omega) \hookrightarrow W^{n\mathbf{1}}(\lambda\Omega) \xrightarrow{\sigma_{1/\lambda}} W^{n\mathbf{1}}(\Omega),$$

which proves this corollary. ■

We now have our **main result**:

Theorem 156 *Suppose w_s is an extended B-spline weight function with parameters n, l and $\Omega \subset \mathbb{R}^d$ is a bounded region with the rectangle or segment property. Then for any dilation operator σ_λ :*

1. $W^{n\mathbf{1}}(\Omega) = X_{\sigma_\lambda w_s}^0(\Omega)$ as sets and their norms are equivalent.
2. $X_{\sigma_\lambda w_s}^0(\Omega) \hookrightarrow r_\Omega C_B^{(n-1)\mathbf{1}}$.

Proof. First note that the rectangle property implies the segment property.

Part 1 This follows directly from Lemma 155 and Corollary 154.

Part 2 From part 5 of Lemma 145, $X_{w_s}^0(\Omega) \hookrightarrow r_\Omega C_B^{(n-1)\mathbf{1}}$.

From part 1, $X_{w_s}^0(\Omega) = W^{n\mathbf{1}}(\Omega) = X_{\sigma_\lambda w_s}^0(\Omega)$ as sets so $X_{\sigma_\lambda w_s}^0(\Omega) \subset r_\Omega C_B^{(n-1)\mathbf{1}}$.

Also from part 1, $X_{w_s}^0(\Omega)$ and $X_{\sigma_\lambda w_s}^0(\Omega)$ must have equivalent norms so $X_{\sigma_\lambda w_s}^0(\Omega) \hookrightarrow r_\Omega C_B^{(n-1)\mathbf{1}}$. ■

Recall that for arbitrary K closed the Hilbert space $(X_{w_s}^0)_K = \{f \in X_{w_s}^0 : \text{supp } f \subseteq K\}$ was introduced in Definition 48.

Corollary 157 *The mapping $E\iota : X_{w_s}^0(\Omega) \rightarrow (X_{w_s}^0)_{c+m(2l+1)[-1,1]^d}$ is a continuous extension.*

Here $\iota : X_{w_s}^0(\Omega) \rightarrow W^{n\mathbf{1}}(\Omega)$ is the continuous inclusion operator of Lemma 155 and $E : W^{n\mathbf{1}}(\Omega) \rightarrow X_{w_s}^0$ is the continuous extension operator of Theorem 147.

Proof. From parts 4 and 5 of Theorem 147, $E : W^{n1}(\Omega) \rightarrow X_{w_s}^0$ with $\text{supp } Ef \subset c + m(2l+1)[-1, 1]^d$ so that $E : W^{n1}(\Omega) \rightarrow (X_{w_s}^0)_{c+m(2l+1)[-1, 1]^d}$ is continuous. Clearly $E\iota f = Ef = f$ on Ω . ■

Remark 158 ?? Can the Exact smoother problem be formulated locally on $(X_{w_s}^0)_{c+m(2l+1)[-1, 1]^d}$? Yes, because the support of the Exact smoother lies in this space? ?? Minimize the smoother on range $E\iota$?

Since G_s has bounded support it follows that for sufficiently large m , $W_{G_s}^\Omega \subset (X_{w_s}^0)_{c+m(2l+1)[-1, 1]^d}$. Hence, for such an m ,

$$\mathcal{S}_X f = \underset{f \in (X_{w_s}^0)_{c+m(2l+1)[-1, 1]^d}}{\text{argmin}} \quad J_s[f] \in W_{G_s}^\Omega \subset (X_{w_s}^0)_{c+m(2l+1)[-1, 1]^d}.$$

Define

$$S_X^\Omega F := r_\Omega \mathcal{S}_X r_\Omega^* F.$$

Note that 2.90 implies $r_\Omega^* r_\Omega g = g$ when $g \in W_{G_s}^\Omega$. Hence

$$r_\Omega^* S_X^\Omega F = \mathcal{S}_X r_\Omega^* F.$$

?? Also, from Corollary 143, $r_{w_s; \Omega}^* : X_{w_s}^0(\Omega) \rightarrow (X_{w_s}^0)_{\overline{\Omega} + \text{supp } G_s}$ is a continuous extension operator with $\|r_{w_s; \Omega}^*\|_{op} = 1$. Hence

$$\mathcal{S}_X f = \underset{f \in (X_{w_s}^0)_{\overline{\Omega} + \text{supp } G_s}}{\text{argmin}} \quad J_s[f] \in W_{G_s}^\Omega \subset (X_{w_s}^0)_{\overline{\Omega} + \text{supp } G_s}.$$

Consider $(\mathcal{S}_X f - f, g)_{w, 0}$ where $f, g \in (X_{w_s}^0)_{\overline{\Omega} + \text{supp } G_s}$?

Also

$$\begin{aligned} (S_X^\Omega F - F, F')_{w, 0; \Omega} &= (r_\Omega \mathcal{S}_X r_\Omega^* F - F, F')_{w, 0; \Omega} = (r_\Omega^* r_\Omega \mathcal{S}_X r_\Omega^* F - r_\Omega^* F, r_\Omega^* F')_{w, 0} \\ &= (\mathcal{S}_X r_\Omega^* F - r_\Omega^* F, r_\Omega^* F')_{w, 0}. \end{aligned}$$

??

Remark 159 ??? Characterize $W_0^{n1}(\Omega)'$ (see characterization of $W_0^n(\Omega)'$). p62 of Adams and Fournier [5] - $W^{-m, p'}(\Omega)$.

Compare this to $(X_{w_s}^0)'$ and X_{1/w_s}^0 .

Theorem 160 ?? FIX! Suppose that for some integers $n, l > 0$,

$$C_1 (\sin \xi_k)^{4l1} \leq \frac{(1 + \xi \cdot \xi)^{n1}}{w} \leq C_2.$$

Suppose also that Ω has the segment property or uniform rectangle property.

Then $X_w^0(\Omega) \simeq H^{n1}(\Omega)$.

?? What about the converse?

Proof. Refer to Figure 2.6.

First note that the uniform property implies the segment property.

?? Theorem 343 and the second inequality imply $X_w^0 \xrightarrow{\iota} H^{n1}$ with the embedding ι having operator norm $\|\iota\| = \left\| \frac{(1 + \xi \cdot \xi)^{n1}}{w(\xi)} \right\|_\infty^{1/2}$. ??

By Theorem 141 there exists a continuous extension operator $E_w := r_\Omega^*$, $E_w : X_w^0(\Omega) \rightarrow X_w^0$ so the continuous operator $\iota_\Omega = r_\Omega \iota E_w$ is an embedding.

From Definition 135 we know that W^{n1} is a data function space and hence by Theorem 141 there exists a continuous extension operator $E_n := r_\Omega^*$, $E_n : W^{n1}(\Omega) \rightarrow W^{n1}$ with $\|E_n\|_{op} = 1$. ■

2.9.2 A larger class of weight functions

In Theorem 156 it was shown that $W^{n1}(\Omega) = X_w^0(\Omega)$ setwise where w is the scaled extended B-spline weight function with parameters n and l , and $\Omega \subset \mathbb{R}^d$ is a bounded region with the segment (Definition 136) or uniform rectangle property (Definition 636). Here we will extend the class of weight functions to which this $W^{n1}(\Omega)$ characterization applies, although it still essentially only applies to tensor product weight functions.

FIGURE 2.6. ?? ADD BLAH!

The class of weight functions will be extended for the express purpose of including the central difference weight functions which will be introduced in Chapter 5. This will be done by generalizing the central difference operator δ_2^{2l1} , or δ_2^{l1} if l is even, to a convolution operator.

The central difference operators δ_2^{l1} , δ_2^{2l1} have the properties $\widehat{\delta_2^{l1}u}(\xi) = (2i \sin \xi_k)^{l1} \widehat{u}(\xi)$ and $\widehat{\delta_2^{2l1}u}(\xi) = (2i \sin \xi_k)^{2l1} \widehat{u}(\xi)$, so that when multiplied by the weight function the zeros of the sines can be used to cancel out the weight function poles, as in the proof of part 2 of Theorem 131, leaving a function of polynomial increase of at most n . This ensures the continuity of $\delta_2^{l1}, \delta_2^{2l1} : W^{n1} \rightarrow X_w^0$; so $(2i \sin \xi_k)^{l1}$ and $(2i \sin \xi_k)^{2l1}$ are examples of g below and this motivates condition 2.118. It was also shown in Lemma 146 that $f \in W^{n1}$ and $\text{supp } f \subset [-1, 1]^d$ implies

$$(-1)^{ld} \binom{2l1}{l1}^{-d} \delta_2^{2l1} f = f + \mathcal{A}_{2l} f, \text{ where } \text{supp } \mathcal{A}_{2l} f \subset \mathbb{R}^d \setminus [-1, 1]^d,$$

and when l is even:

$$(-1)^{ld} \binom{l1}{\frac{l}{2}1}^{-d} \delta_2^{l1} f = f + \mathcal{A}_l f, \text{ where } \text{supp } \mathcal{A}_l f \subset \mathbb{R}^d \setminus [-1, 1]^d,$$

and these examples motivate assumption 2.120 below.

Suppose

$$\eta \in S', \quad \text{supp } \eta \subset \mathbb{R}^d \setminus 2(-1, 1)^d, \quad \widehat{\eta} \in L_{loc}^1. \quad (2.116)$$

Then we define

$$\chi = \eta + (2\pi)^{d/2} \delta, \quad (2.117)$$

which implies $\chi \in S'$ and $\widehat{\chi} \in L_{loc}^1$. Suppose also that there is a constant $C_\chi \geq 0$ and a positive integer n such that

$$w(\xi) |\widehat{\chi}(\xi)|^2 \leq C_\chi w_n(\xi) \text{ a.e.}, \quad (2.118)$$

where w_n is the weight function defined by 2.97.

Then $(\chi^*) \mathcal{E}_0$ maps W_0^{n1} to X_w^0 continuously since $u \in W_0^{n1}$ implies $(\chi^*) \mathcal{E}_0 u \in S'$ and thus $\widehat{\chi^* \mathcal{E}_0 u} = \widehat{\chi} \widehat{\mathcal{E}_0 u} \in L_{loc}^1$ so that

$$\begin{aligned} \|(\chi^*) \mathcal{E}_0 u\|_{w,0}^2 &= \int w \left| \widehat{(\chi^*) \mathcal{E}_0 u} \right|^2 = \int w \left| \widehat{\chi} \widehat{\mathcal{E}_0 u} \right|^2 \leq C_\chi \int \prod_{k=1}^d (1 + \xi_k^2)^n \left| \widehat{\mathcal{E}_0 u} \right|^2 = \\ &= C_\chi \|\mathcal{E}_0 u\|_{W^{n1}}^2 = C_\chi \|u\|_{W_0^{n1}}^2. \end{aligned} \quad (2.119)$$

Also, if $u \in W_0^{n1} \left((-1, 1)^d \right)$ then

$$\text{supp } ((\chi^*) \mathcal{E}_0 u - \mathcal{E}_0 u) = \text{supp } (\eta^* \mathcal{E}_0 u) \subset \text{supp } \eta + \text{supp } \mathcal{E}_0 u \subset \mathbb{R}^d \setminus (-1, 1)^d, \quad (2.120)$$

which means that $(\chi^*) \mathcal{E}_0 : W_0^{n1} \left((-1, 1)^d \right) \rightarrow X_w^0$ is a continuous extension and consequently

$$(\chi^*) \mathcal{E}_0 : W_0^{n1}(\Omega) \rightarrow X_w^0 \text{ is a continuous extension,} \quad (2.121)$$

when $\Omega \subset [-1, 1]^d$.

Example 161 The operator δ_2^{2l1} Set $(-1)^{ld} \binom{2l1}{l1}^{-d} \delta_2^{2l1} \mathcal{E}_0 u = (\chi *) \mathcal{E}_0 u$. Then

$$\begin{aligned} (-1)^{ld} \binom{2l1}{l1}^{-d} \delta_2^{2l1} \mathcal{E}_0 u &= (2\pi)^{d/2} (-1)^{ld} \binom{2l1}{l1}^{-d} \delta * (\delta_2^{2l1} \mathcal{E}_0 u) \\ &= (2\pi)^{d/2} \left((-1)^{ld} \binom{2l1}{l1}^{-d} \delta_2^{2l1} \delta \right) * \mathcal{E}_0 u, \end{aligned}$$

so that

$$\begin{aligned} \chi &= (2\pi)^{d/2} (-1)^{ld} \binom{2l1}{l1}^{-d} \delta_2^{2l1} \delta \in \mathcal{E}', \\ \eta &= \chi - (2\pi)^{d/2} \delta \\ &= (2\pi)^{d/2} \left((-1)^{ld} \binom{2l1}{l1}^{-d} \delta_2^{2l1} - 1 \right) \delta \in \mathcal{E}', \end{aligned}$$

and from 2.105

$$\eta = (-1)^{-ld} \binom{2l}{l}^{-d} \sum_{\beta \leq 2l1, \beta \neq l1} (-1)^{|\beta|} \binom{2l1}{\beta} \tau_{2\beta-2lf},$$

so that $\text{supp } \eta \subset \mathbb{R}^d \setminus 2(-1, 1)^d$. From 2.74,

$$\begin{aligned} \widehat{\chi} &= (2\pi)^{d/2} (-1)^{ld} \binom{2l1}{l1}^{-d} \widehat{\delta_2^{2l1} \delta} = (2\pi)^{d/2} (-1)^{ld} \binom{2l1}{l1}^{-d} (2i \sin \xi_k)^{2l1} \widehat{\delta} \\ &= (-1)^{ld} \binom{2l1}{l1}^{-d} (2i \sin \xi_k)^{2l1}. \end{aligned}$$

The commutative diagram for the construction of the extension map $E : W^{n1}(\Omega) \rightarrow X_w^0$ is now Figure 2.7:

FIGURE 2.7. Function spaces and mappings for defining the extension mapping E.

This diagram implies that

$$Ef = \tau_c \sigma_m (\chi *) \mathcal{E}_0 \mathcal{E}_{\Omega^0; \varepsilon/m} \sigma_{1/m} \tau_{-c} f, \quad f \in W^{n1}(\Omega). \quad (2.122)$$

From the diagram we see that $\sigma_m : X_w^0 \rightarrow X_w^0$ must be continuous where $m \geq 1$ is an integer. This was proven for the spline weight functions in part 4 of Theorem 131 and inspection of this proof shows that continuity still holds if there exists an integer $m \geq 1$ and a constant $c_m > 0$ such that

$$w(\xi/m) \leq c_m w(\xi), \quad \text{a.e. on } \mathbb{R}^d. \quad (2.123)$$

Lemma 162 Suppose the weight function w has property W03 and satisfies 2.123. Then:

1. (cf. 2.73) The dilation operator $\sigma_m : X_w^0 \rightarrow X_w^0$ is continuous. In fact,

$$\|\sigma_m f\|_{w,0} \leq \sqrt{c_m m^d} \|f\|_{w,0}. \quad (2.124)$$

If $\chi \in S'$ and $u \in \mathcal{E}'$ then:

2. $\sigma_m(\chi * u) = m^{-d}(\sigma_m \chi) * (\sigma_m u)$ and $\chi * (\sigma_m u) = m^d \sigma_m((\sigma_{1/m} \chi) * u)$ and,
3. $\tau_c(\chi * u) = \chi * (\tau_c u) = (\tau_c \chi) * u$.
4. The operator $\sigma_m(\chi^*) \mathcal{E}_0$ is a continuous linear mapping from $W_0^{n1}((-1, 1)^d)$ to X_w^0 and

$$\|\sigma_m(\chi^*) \mathcal{E}_0 u\|_{w,0} \leq \sqrt{C_\chi c_m m^d} \|u\|_{W_0^{n1}((-1,1)^d)}, \quad u \in W_0^{n1}((-1, 1)^d).$$

5. If Σ is a region then

$$\|\sigma_{1/m} g\|_{W^{n1}(\Sigma)} \leq m^{-\frac{d}{2}} \max\{1, m^{nd}\} \|g\|_{W^{n1}(m\Sigma)}, \quad g \in W^{n1}(m\Sigma).$$

Proof. Part 1

$$\begin{aligned} \|\sigma_m f_d\|_{w,0}^2 &= \int w(t) \left| \widehat{\sigma_m f_d} \right|^2(t) dt = m^{2d} \int w(t) \left| \widehat{f_d}(mt) \right|^2 dt = m^d \int w(\xi/m) \left| \widehat{f_d}(\xi) \right|^2 d\xi \\ &\leq c_m m^d \int w(\xi) \left| \widehat{f_d}(\xi) \right|^2 d\xi \\ &= c_m m^d \|f_d\|_{w,0}^2. \end{aligned}$$

Parts 2 and 3 Use the fact that $\chi * u = (\widehat{u} \widehat{\chi})^\vee$.

Part 4 From 2.119 and part 1, continuity is guaranteed by

$$\begin{aligned} \|\sigma_m(\chi^*) \mathcal{E}_0 u\|_{w,0} &\leq \sqrt{c_m m^d} \|(\chi^*) \mathcal{E}_0 u\|_{w,0} \leq \sqrt{C_\chi c_m m^d} \|\mathcal{E}_0 u\|_{W^{n1}} \\ &\leq \sqrt{C_\chi c_m m^d} \|\mathcal{E}_0 u\|_{W^{n1}((-1,1)^d)}. \end{aligned}$$

Part 5

$$\begin{aligned} \|\sigma_{1/m} g\|_{W^{n1}(\Sigma)}^2 &= \sum_{\alpha \leq n\mathbf{1}} \|D^\alpha \sigma_{1/m} g\|_{L^2(\Sigma)}^2 = \sum_{\alpha \leq n\mathbf{1}} m^{2|\alpha|} \|\sigma_{1/m} D^\alpha g\|_{L^2(\Sigma)}^2 \\ &= \max\{1, m^{2nd}\} \sum_{\alpha \leq n\mathbf{1}} \|\sigma_{1/m} D^\alpha g\|_{L^2(\Sigma)}^2, \end{aligned}$$

but

$$\|\sigma_{1/m} D^\alpha g\|_{L^2(\Sigma)}^2 = \int_\Sigma |(D^\alpha g)(mx)|^2 dx = m^{-d} \int_{m\Sigma} |D^\alpha g|^2 = m^{-d} \|D^\alpha g\|_{L^2(m\Sigma)}^2,$$

so

$$\|\sigma_{1/m} g\|_{W^{n1}(\Sigma)}^2 \leq m^{-d} \max\{1, m^{2nd}\} \sum_{\alpha \leq n\mathbf{1}} \|D^\alpha g\|_{L^2(m\Sigma)}^2.$$

■

Now we are ready to prove:

Theorem 163 *Suppose the weight function w and region Ω satisfy:*

1. $w \in W03$.
2. There exists $\chi \in S'$ with properties 2.117 and 2.116 and also 2.118 holds for some integer $n \geq 1$.
3. Ω is a bounded region with the segment property.
4. w satisfies 2.123 for some integer $m \geq 1$.

We can choose an open cube C with center c such that $\bar{\Omega} \subset C$ and $\frac{1}{m}(C - c) \subset [-1, 1]^d$. Choose $\varepsilon > 0$ such that $0 < \varepsilon/m \leq \text{dist}(\Omega, \mathbb{R}^d \setminus C)$ and let

$$\Omega^0 = \sigma_{1/m}\tau_{-c}\Omega = \frac{1}{m}(C - c). \quad (2.125)$$

Since Ω^0 also has the segment property, by part 3 of Lemma 145 there exists a continuous extension operator $\mathcal{E}_{\Omega^0; \varepsilon/m} : W^{n1}(\Omega^0) \rightarrow W_0^{n1}(\Omega_{\varepsilon/m}^0)$. Next define the mapping E of Figure 2.7 by:

$$Ef := \tau_c \sigma_m (\chi^*) \mathcal{E}_0 \mathcal{E}_{\Omega^0; \varepsilon/m} \sigma_{1/m} \tau_{-c} f, \quad f \in W^{n1}(\Omega). \quad (2.126)$$

Then $E : W^{n1}(\Omega) \rightarrow X_w^0$ is a continuous linear extension such that

$$Ef = \tau_c \sigma_m (\chi^*) \sigma_{1/m} \tau_{-c} \mathcal{E}_0 \mathcal{E}_{\Omega; \varepsilon} f, \quad f \in W^{n1}(\Omega), \quad (2.127)$$

and

$$\text{supp } Ef \subset m \text{supp } \eta + \Omega_\varepsilon \subset c + m \left([-1, 1]^d + \text{supp } \eta \right). \quad (2.128)$$

Regarding the continuity of E :

$$\|Ef\|_{w,0} \leq \sqrt{C_\chi c_m m^{nd}} \|\mathcal{E}_{\Omega; \varepsilon} f\|_{W_0^{n1}(\Omega_\varepsilon)} \leq \sqrt{C_\chi c_m m^{nd}} \|\mathcal{E}_{\Omega; \varepsilon}\| \|f\|_{W^{n1}(\Omega)}, \quad f \in W^{n1}(\Omega). \quad (2.129)$$

Proof. The relevant commutative diagram is Figure 2.7 and the relevant sets and mappings are given in Figure 2.5.

We first show that the mapping 2.126 makes sense:

1) From part 1 of Lemma 145, $\sigma_{1/m}\tau_{-c} : W^{n1}(\Omega) \rightarrow W^{n1}(\Omega^0)$ is a homeomorphism.

2) The inclusion 2.125 implies $\Omega^0 \subset [-1, 1]^d$ and since $0 < \varepsilon < \text{dist}(\Omega, \mathbb{R}^d \setminus C)$, we have $0 < \varepsilon/m < \text{dist}(\sigma_{1/m}\tau_{-c}\Omega, \mathbb{R}^d \setminus \sigma_{1/m}\tau_{-c}C)$ i.e. $0 < \varepsilon/m < \text{dist}(\Omega^0, \mathbb{R}^d \setminus (-1, 1)^d)$, and so $\Omega_{\varepsilon/m}^0 \subset (-1, 1)^d$. Hence by part 3 of Lemma 145, $\sigma_{1/m}\tau_{-c}f \in W^{n1}(\Omega^0)$ can be extended by the continuous operator $\mathcal{E}_{\Omega^0; \varepsilon/m}$ to \mathbb{R}^d as a function in $W_0^{n1}(\Omega_{\varepsilon/m}^0)$.

3) From 2.121, $(\chi^*)\mathcal{E}_0 : W_0^{n1}((-1, 1)^d) \rightarrow X_w^0$ is a continuous extension.

4) From part 1 of Lemma 162, $\tau_c \sigma_m : X_w^0 \rightarrow X_w^0$ is continuous.

These four results imply that $E : W^{n1}(\Omega) \rightarrow X_w^0$ is continuous.

Next, part 3 of Lemma 145 enables us to write

$$Ef = \tau_c \sigma_m (\chi^*) \mathcal{E}_0 \mathcal{E}_{\Omega^0; \varepsilon/m} \sigma_{1/m} \tau_{-c} f = \tau_c \sigma_m (\chi^*) \sigma_{1/m} \tau_{-c} \mathcal{E}_0 \mathcal{E}_{\Omega; \varepsilon} f,$$

proving 2.127. From part 2 of Lemma 162, $\chi^*(\sigma_{1/m}u) = m^{-d}\sigma_{1/m}((\sigma_m\chi)^*u)$ so

$$\begin{aligned} Ef &= \tau_c \sigma_m (\chi^*) \sigma_{1/m} \tau_{-c} \mathcal{E}_0 \mathcal{E}_{\Omega; \varepsilon} f = \tau_c \sigma_m \sigma_{1/m} ((m^{-d}\sigma_m\chi)^*) \tau_{-c} \mathcal{E}_0 \mathcal{E}_{\Omega; \varepsilon} f \\ &= \tau_c ((m^{-d}\sigma_m\chi)^*) \tau_{-c} \mathcal{E}_0 \mathcal{E}_{\Omega; \varepsilon} f \\ &= \tau_c \tau_{-c} ((m^{-d}\sigma_m\chi)^*) \mathcal{E}_0 \mathcal{E}_{\Omega; \varepsilon} f \\ &= (m^{-d}\sigma_m\chi)^* (\mathcal{E}_0 \mathcal{E}_{\Omega; \varepsilon} f). \end{aligned} \quad (2.130)$$

We will now show that the convolution operator $(m^{-d}\sigma_m\chi)^*$ is an extension operator by showing that it satisfies the same conditions as χ i.e. 2.116, 2.117 and 2.118.

But

$$\begin{aligned} m^{-d}\sigma_m\chi - (2\pi)^{d/2} \delta &= m^{-d}\sigma_m \left(\eta + (2\pi)^{d/2} \delta \right) - (2\pi)^{d/2} \delta \\ &= m^{-d}\sigma_m\eta + (2\pi)^{d/2} m^{-d}\sigma_m\delta - (2\pi)^{d/2} \delta \\ &= m^{-d}\sigma_m\eta + (2\pi)^{d/2} \delta - (2\pi)^{d/2} \delta \\ &= m^{-d}\sigma_m\eta, \end{aligned}$$

so that

$$\begin{aligned} \operatorname{supp} \left(m^{-d} \sigma_m \chi - (2\pi)^{d/2} \delta \right) &= \operatorname{supp} (m^{-d} \sigma_m \eta) = \operatorname{supp} (\sigma_m \eta) \\ &= \sigma_m \operatorname{supp} \eta \\ &= m \operatorname{supp} \eta. \end{aligned}$$

Now 2.116 and $m \geq 1$ imply

$$\operatorname{supp} \left(m^{-d} \sigma_m \chi - (2\pi)^{d/2} \delta \right) \subseteq \mathbb{R}^d \setminus 2m(-1, 1)^d,$$

which means that $(m^{-d} \sigma_m \chi) *$ is an extension and hence that $Ef = (m^{-d} \sigma_m \chi) * (\mathcal{E}_0 \mathcal{E}_{\Omega; \varepsilon} f)$ is an extension of f beyond Ω .

Regarding the support of E :

$$\begin{aligned} \operatorname{supp} Ef &= \operatorname{supp} (m^{-d} \sigma_m \chi) * (\mathcal{E}_0 \mathcal{E}_{\Omega; \varepsilon} f) \\ &\subset \operatorname{supp} (m^{-d} \sigma_m \chi) + \operatorname{supp} (\mathcal{E}_0 \mathcal{E}_{\Omega; \varepsilon} f) \\ &= \operatorname{supp} (m^{-d} \sigma_m \chi) + \operatorname{supp} \mathcal{E}_{\Omega; \varepsilon} f \\ &\subset \operatorname{supp} (m^{-d} \sigma_m \chi) + \Omega_\varepsilon \\ &= \operatorname{supp} (\sigma_m \chi) + \Omega_\varepsilon \\ &= m \operatorname{supp} \chi + \Omega_\varepsilon, \end{aligned}$$

but from 2.117 i.e. $\chi = \eta + (2\pi)^{d/2} \delta$ we have $\operatorname{supp} \chi \subset \operatorname{supp} \eta \cup \{\mathbf{0}\} \subset \operatorname{supp} \eta$ so that

$$\operatorname{supp} Ef \subset m \operatorname{supp} \eta + \Omega_\varepsilon.$$

But $\Omega_\varepsilon \subset C$ and $\frac{1}{m}(C - c) \subset [-1, 1]^d$ implies $\Omega_\varepsilon \subset c + m[-1, 1]^d$ and consequently

$$\operatorname{supp} Ef \subset m \operatorname{supp} \eta + \Omega_\varepsilon \subset c + m \left([-1, 1]^d + \operatorname{supp} \eta \right).$$

Regarding the continuity of E :

$$(m^{-d} \sigma_m \chi)^\wedge (\xi) = m^{-d} (\sigma_m \chi)^\wedge (\xi) = m^{-d} m^d \widehat{\chi}(m\xi) = \widehat{\chi}(m\xi),$$

and inequality 2.123 yields

$$\begin{aligned} w(\xi) \left| (m^{-d} \sigma_m \chi)^\wedge (\xi) \right|^2 &= w(\xi) |\widehat{\chi}(m\xi)|^2 \leq c_m w(m\xi) |\widehat{\chi}(m\xi)|^2 \\ &\leq c_m C_\chi \prod_{k=1}^d (1 + m^2 \xi_k^2)^n \\ &\leq m^{2nd} c_m C_\chi w_n(\xi). \end{aligned}$$

Thus

$$(m^{-d} \sigma_m \chi) * : W_0^{n1} \left((-1, 1)^d \right) \rightarrow X_w^0 \text{ is a continuous extension.}$$

Starting from 2.127, part 4 of Lemma 162 implies

$$\begin{aligned} \|Ef\|_{w,0} &= \|\tau_c \sigma_m (\chi^*) \sigma_{1/m} \tau_{-c} \mathcal{E}_0 \mathcal{E}_{\Omega; \varepsilon} f\|_{w,0} \\ &= \|\sigma_m (\chi^*) \sigma_{1/m} \tau_{-c} \mathcal{E}_0 \mathcal{E}_{\Omega; \varepsilon} f\|_{w,0} \\ &\leq \sqrt{C_\chi c_m m^d} \|\sigma_{1/m} \tau_{-c} \mathcal{E}_0 \mathcal{E}_{\Omega; \varepsilon} f\|_{W^{n1}} \\ &= \sqrt{C_\chi c_m m^d} \|\sigma_{1/m} \tau_{-c} \mathcal{E}_0 \mathcal{E}_{\Omega; \varepsilon} f\|_{W^{n1}}, \end{aligned}$$

and, since $m \geq 1$, by part 5 of Lemma 162 and then part 1 of Lemma 145,

$$\begin{aligned} \|Ef\|_{w,0} &\leq \sqrt{C_\chi c_m m^d m^{-\frac{d}{2}} \max\{1, m^{nd}\}} \|\tau_{-c} \mathcal{E}_0 \mathcal{E}_{\Omega;\varepsilon} f\|_{W^{n1}} \\ &= \sqrt{C_\chi c_m m^{nd}} \|\tau_{-c} \mathcal{E}_0 \mathcal{E}_{\Omega;\varepsilon} f\|_{W^{n1}} \\ &= \sqrt{C_\chi c_m m^{nd}} \|\mathcal{E}_0 \mathcal{E}_{\Omega;\varepsilon} f\|_{W^{n1}} \\ &= \sqrt{C_\chi c_m m^{nd}} \|\mathcal{E}_{\Omega;\varepsilon} f\|_{W_0^{n1}(\Omega_\varepsilon)}. \end{aligned}$$

Finally, from part 3 of Lemma 145,

$$\|Ef\|_{w,0} \leq \sqrt{C_\chi c_m m^{nd}} \|\mathcal{E}_{\Omega;\varepsilon} f\|_{W_0^{n1}(\Omega_\varepsilon)} \leq \sqrt{C_\chi c_m m^{nd}} \|\mathcal{E}_{\Omega;\varepsilon}\|_{op} \|f\|_{W^{n1}(\Omega)}.$$

■

We now have a more general version of Corollary 154.

Corollary 164 *Suppose the weight function w and bounded region Ω satisfy assumptions 1 to 4 of Theorem 163. Then $W^{n1}(\Omega) \hookrightarrow X_{\sigma_\lambda w}^0(\Omega)$ where σ_λ is any scalar dilation operator.*

Proof. In Theorem 163 a continuous extension $E : W^{n1}(\Omega) \hookrightarrow X_w^0$ was constructed so that by Definition 139, $r_\Omega E : W^{n1}(\Omega) \rightarrow X_w^0(\Omega)$ is a continuous inclusion. Since $\lambda\Omega$ also permits one of the extension operators $\mathcal{E}_{\lambda\Omega}$ described in part 5 of Remark 144 we also have $W^{n1}(\lambda\Omega) \hookrightarrow X_w^0(\lambda\Omega)$, and an application of the dilation results of part 4 of Theorem 131 and part 1 of Lemma 145 enables us to write

$$W^{n1}(\Omega) \xrightarrow{\sigma_\lambda} W^{n1}(\lambda\Omega) \hookrightarrow X_w^0(\lambda\Omega) \xrightarrow{\sigma_\lambda^{-1}} X_{\sigma_\lambda w}^0(\Omega),$$

which proves this corollary. ■

The next result characterizes the data functions locally.

Corollary 165 Local data functions *Suppose the assumptions of Theorem 163 hold and we also assume that there exist constants $c_\alpha > 0$ such that*

$$w(\xi) \geq c_\alpha \xi^{2\alpha}, \quad \text{a.e. on } \mathbb{R}^d, \text{ for } \alpha \leq n1, \quad (2.131)$$

or equivalently: there exists a constant $c_w > 0$ such that

$$w(\xi) \geq c_w w_n(\xi), \quad \text{a.e. on } \mathbb{R}^d, \quad (2.132)$$

where the weight function w_n is defined by 2.97. Then:

1. For each $\lambda \in \mathbb{R}_+^1$, $X_{\sigma_\lambda w}^0(\Omega) = W^{n1}(\Omega)$ as sets and the norms are equivalent.
2. $X_{\sigma_\lambda w}^0(\Omega) \hookrightarrow r_\Omega C_B^{(n-1)1}$.

Proof. Part 1 Inspection of the proof of Lemma 155 reveals that it still holds when the weight function w satisfies property 2.131. Hence $X_{\sigma_\lambda w}^0(\Omega) \hookrightarrow W^{n1}(\Omega)$ where σ_λ is any scalar dilation operator. Also, by Corollary 164, $W^{n1}(\Omega) \hookrightarrow X_{\sigma_\lambda w}^0(\Omega)$. These two results imply that $X_{\sigma_\lambda w}^0(\Omega) = W^{n1}(\Omega)$ as sets and that the norms are equivalent.

Part 2 From the proof of part 2 of Theorem 156, $X_{\sigma_\lambda w_s}^0(\Omega) \hookrightarrow r_\Omega C_B^{(n-1)1}$. ■

Remark 166 *Conditions 2.132 and 2.118 imply that $|\widehat{\chi}(\xi)| \leq \sqrt{C_\chi/c_w}$ and hence that $|\widehat{\eta}(\xi)| \leq 1 + \sqrt{C_\chi/c_w}$.*

Remark 167 Interpolated weight functions *The results of this section can be applied to the interpolated weight function $w_1^{1-t} w_2^t$ introduced in Theorem 5 i.e. if both w_1 and w_2 satisfy the specified conditions then $w_1^{1-t} w_2^t$ also does for all $t \in [0, 1]$.*

Example 168 Tensor product weight functions and specifically central difference weight functions *These are studied in Section 5.5.*

2.9.3 Applications: local pointwise error estimates from global ones estimates

The characterizations of this section can be applied to **global pointwise error estimates** of the form

$$|\mathcal{S}f(x) - f(x)| \leq c' \|f\|_{w,0} h^s, \quad x \in \Omega, f \in X_w^0,$$

where \mathcal{S} is the minimal norm interpolant operator or the Exact smoother operator of Chapter 7, s is the order of convergence and h is the spherical cavity size of the data. Now if $u \in W^1(\Omega)$, the extension operator E of Theorem 147, and more generally of Theorem 163, can be applied to give the local estimate

$$|\mathcal{S}u(x) - u(x)| = |\mathcal{S}Eu(x) - Eu(x)| \leq c' \|Eu\|_{w,0} h^s \leq c' \|E\| \|u\|_{W^1(\Omega)} h^s.$$

See Remark 158 concerning the definition of the local smoothing operator S_X^Ω .

3

Local interpolation errors using tempered distribution Taylor series

3.1 Introduction

In this chapter we will derive another set of pointwise error estimates for the interpolant which are then applied to the Sobolev splines and the extended B-splines to obtain better convergence estimates.

We start by deriving a **tempered distribution Taylor series** expansion with a Fourier transform remainder (3.10, 3.11) using a 1-dimensional Taylor series expansion applied to $e^{ia\xi}$. Several interesting, weak Taylor series expansions are derived, both global and local (Lemmas 170 to 174). Considering the cases $\underline{\kappa} < 1$ and $\underline{\kappa} \geq 1$ separately the remainder is then estimated in terms of the Fourier transform norm $\|\cdot\|_{w,0}$ and a factor involving $1/\sqrt{w}$. In Section 3.3 general remainder estimates are obtained for the data functions generated by a radial weight function. In Section 3.4 general remainder estimates are obtained for data functions generated by tensor product weight functions. In this case reproducing kernel/Riesz representer techniques are used to bound the derivatives near the origin e.g. 3.53.

In the next two sections these remainder estimates are used to derive global and local orders of convergence formulas for the interpolant, with separate sections being devoted to the cases $\underline{\kappa} < 1$ and $\underline{\kappa} \geq 1$ respectively. The case $\underline{\kappa} < 1$ does not make (explicit) use of unisolvency. The $\underline{\kappa} \geq 1$ case uses the techniques of multipoint Taylor series expansions combined with Lagrange interpolation on minimal unisolvent sets of data points. These results are applied to the radial Sobolev splines and the tensor product extended B-splines and these are summarized in Table 3.1 for $\underline{\kappa} < 1$ and Table 3.2 for $\underline{\kappa} \geq 1$.

3.2 Pointwise Taylor series remainder estimates for data functions

We start by deriving the tempered distribution Taylor series expansion 3.10 with Fourier transform remainder 3.11 by means of the 1-dimensional Taylor series expansion A.15 applied to $e^{ia\xi}$. The Fourier transform is used to form $\|\cdot\|_{w,0}$ and estimates are derived by means of Young's convolution inequality.

Indeed, for $x \in \mathbb{R}^1$,

$$\begin{aligned} e^x &= \sum_{k \leq n} \frac{x^k}{k!} + (\mathcal{R}_{n+1} e^x)(0, x) = \sum_{k \leq n} \frac{x^k}{k!} + \frac{x^{n+1}}{n!} \int_0^1 (1-t)^n (D^{n+1} e^s)(tx) dt \\ &= \sum_{k \leq n} \frac{x^k}{k!} + \frac{x^{n+1}}{n!} \int_0^1 (1-t)^n e^{tx} dt, \end{aligned}$$

so that if we define g_n by

$$g_n(t) = \begin{cases} 0, & t < 0, \\ (1-t)^n, & 0 \leq t \leq 1, \\ 0, & t > 1, \end{cases} \quad n = 0, 1, 2, \dots, \quad (3.1)$$

it follows that

$$\begin{aligned} e^{ix} &= \sum_{k \leq n} \frac{(ix)^k}{k!} + \frac{(ix)^{n+1}}{n!} \int_0^1 (1-t)^n e^{itx} dt = \sum_{k \leq n} \frac{(ix)^k}{k!} + \frac{(ix)^{n+1}}{n!} \int_0^1 g_n(t) e^{itx} dt \\ &= \sum_{k \leq n} \frac{(ix)^k}{k!} + \frac{\sqrt{2\pi}}{n!} (ix)^{n+1} \widehat{g_n}(x) \\ &= \sum_{k \leq n} \frac{(ix)^k}{k!} + \frac{\sqrt{2\pi}}{n!} (ix)^{n+1} \check{g}_n(x), \end{aligned} \quad (3.2)$$

and

$$\check{g}_n(x) = \frac{n!}{\sqrt{2\pi}} \frac{e^{ix} - \sum_{k \leq n} \frac{(ix)^k}{k!}}{(ix)^{n+1}}.$$

Also, for $a, \xi \in \mathbb{R}^d$,

$$\begin{aligned} e^{ia\xi} &= \sum_{k \leq n} \frac{(ia\xi)^k}{k!} + \frac{(ia\xi)^{n+1}}{n!} \int_0^1 (1-t)^n e^{ita\xi} dt \\ &= \sum_{k \leq n} \frac{(ia\xi)^k}{k!} + \frac{\sqrt{2\pi}}{n!} (ia\xi)^{n+1} \widehat{g_n}(a\xi). \end{aligned} \quad (3.3)$$

Clearly

$$g_n(t) = (1-t)^{n-k} g_k(t).$$

More properties of g_n and $\widehat{g_n}$ are:

Lemma 169 *The function g_n given by 3.1 has the following properties:*

1. $\|g_n\|_1 = \frac{1}{n+1}$ and $\|g_n\|_2 = \frac{1}{\sqrt{2n+1}}$.

2. $\widehat{g_n} \in C_B^\infty$ and

$$|\widehat{g_n}(t)| \leq \frac{1}{\sqrt{2\pi}} \frac{1}{n+1}, \quad n = 0, 1, 2, \dots \quad (3.4)$$

3.

$$Dg_n = \begin{cases} \delta - \delta(\cdot - 1), & n = 0, \\ -ng_{n-1} + \delta, & n = 1, 2, 3, \dots, \end{cases}$$

and

$$\widehat{Dg_n} = \begin{cases} \frac{2i}{\sqrt{2\pi}} e^{-it/2} \sin \frac{t}{2}, & n = 0, \\ -n\widehat{g_{n-1}} + \frac{1}{\sqrt{2\pi}}, & n = 1, 2, 3, \dots \end{cases} \quad (3.5)$$

4. If we define

$$c_n = 2 + \frac{1}{n+1}, \quad n = 0, 1, 2, \dots, \quad (3.6)$$

then

$$|\widehat{g_n}(t)| \leq \frac{c_n}{\sqrt{2\pi}} \frac{1}{1+|t|}, \quad t \in \mathbb{R}^1, \quad n = 0, 1, 2, \dots \quad (3.7)$$

5. For each $a \in \mathbb{R}^d$ such that $a \neq \mathbf{0}$ we have $\widehat{g_n}(a\xi) \in C_B^\infty(\mathbb{R}^d)$.

6.

$$\|g_n * \widehat{Dg}_n\|_1 \leq \begin{cases} \frac{2}{\sqrt{2\pi}}, & n = 0, \\ \left(1 + \frac{1}{\sqrt{2\pi}}\right) \frac{1}{n+1}, & n \geq 1. \end{cases}$$

7.

$$\begin{aligned} \frac{(-1)^k}{n!} D^k g_n &= \frac{g_{n-k}}{(n-k)!} - \frac{\delta}{(n-k+1)!} + \frac{D\delta}{(n-k+2)!} - \dots + (-1)^k \frac{D^{k-1}\delta}{n!}, \quad k \leq n. \\ \frac{(-1)^{n+1}}{n!} D^{n+1} g_n &= \delta(\cdot - 1) - \delta + \frac{D\delta}{1!} - \frac{D^2\delta}{2!} + \dots + (-1)^{n+1} \frac{D^n\delta}{n!}. \end{aligned}$$

8.

$$D^{\widehat{n+j+1}} g_n(t) = (-1)^{n+j+1} \frac{n!}{\sqrt{2\pi}} (-it)^j \left(e^{-it} - \sum_{k=0}^n \frac{(-it)^k}{k!} \right), \quad j, n \geq 0,$$

and

$$\left| D^{\widehat{n+j+1}} g_n(t) \right| \leq \frac{n!}{\sqrt{2\pi}} |t|^j \left(1 + \sum_{k=0}^n \frac{|t|^k}{k!} \right), \quad j, n \geq 0,$$

and

$$D^{\widehat{n+j+1}} g_n \in C_{BP}^\infty \cap C_{\emptyset, n+j+1}^\infty.$$

Proof. Part 1 A simple calculation.

Part 2 Since g_n is a distribution with bounded support, $\widehat{g}_n \in C_{BP}^\infty$ and the estimates 3.4 follow directly from the formula, $\widehat{g}_n(t) = \frac{1}{\sqrt{2\pi}} \int_0^1 e^{-ist} (1-s)^n ds$.

Part 3 If $n = 0$ then $Dg_0 = \{Dg_0\} + \delta - \delta(\cdot - 1) = 0 + \delta - \delta(\cdot - 1)$.

Hence $\widehat{Dg}_0 = \widehat{\delta} - \widehat{\delta(\cdot - 1)} = \frac{1}{\sqrt{2\pi}} (1 - e^{-it}) = \frac{2i}{\sqrt{2\pi}} e^{-it/2} \left(\frac{e^{it/2} - e^{-it/2}}{2i} \right) = \frac{2i}{\sqrt{2\pi}} e^{-it/2} \sin \frac{t}{2}$.

If $n \geq 1$ then $Dg_n = \{Dg_n\} + \delta = -n(1-t)^{n-1} g_0 + \delta = -ng_{n-1} + \delta$.

Part 4 Suppose $n \geq 1$. Then from part 3 and then part 2:

$$\begin{aligned} |t| \left| \widehat{g}_n(t) \right| &= \left| \widehat{Dg}_n(t) \right| \leq \begin{cases} \frac{2}{\sqrt{2\pi}}, & n = 0, \\ n \left| \widehat{g}_{n-1}(t) \right| + \frac{1}{\sqrt{2\pi}}, & n \geq 1, \end{cases} \\ &\leq \frac{2}{\sqrt{2\pi}}, \end{aligned}$$

so that

$$(1 + |t|) \left| \widehat{g}_n(t) \right| \leq \left| \widehat{g}_n(t) \right| + \frac{2}{\sqrt{2\pi}} \leq \frac{1}{\sqrt{2\pi}} \left(2 + \frac{1}{n+1} \right) = \frac{c_n}{\sqrt{2\pi}}.$$

Part 5 True since $\widehat{g}_n \in C_B^\infty(\mathbb{R}^1)$.

Part 6 From part 3,

$$Dg_n = \begin{cases} \delta - \delta(\cdot - 1), & n = 0, \\ -ng_{n-1} + \delta, & n = 1, 2, 3, \dots \end{cases}$$

Hence

$$\begin{aligned} \left\| g_0 * \widehat{Dg}_0 \right\|_1 &= \left\| g_0 * (\delta - \delta(\cdot - 1)) \right\|_1 = \frac{1}{\sqrt{2\pi}} \|g_0 - g_0(\cdot + 1)\|_1 \\ &= \frac{1}{\sqrt{2\pi}} (\|g_0\|_1 + \|g_0(\cdot + 1)\|_1) \\ &= \frac{1}{\sqrt{2\pi}} (\|g_0\|_1 + \|g_0(\cdot + 1)\|_1) \\ &= \frac{2}{\sqrt{2\pi}} \|g_0\|_1 \\ &\leq \frac{2}{\sqrt{2\pi}}, \end{aligned}$$

and if $n \geq 1$,

$$\begin{aligned}
\|g_n * \widetilde{Dg_n}\|_1 &= \|g_n * (-n\tilde{g}_{n-1} + \delta)\|_1 \\
&= \left\| -ng_n * \tilde{g}_{n-1} + \frac{1}{\sqrt{2\pi}}g_n \right\|_1 \\
&\leq n \|g_n * \tilde{g}_{n-1}\|_1 + \frac{1}{\sqrt{2\pi}} \|g_n\|_1 \\
&\leq n \|g_n\|_1 \|\tilde{g}_{n-1}\|_1 + \frac{1}{\sqrt{2\pi}} \|\tilde{g}_n\|_1 \\
&= n \|g_n\|_1 \|g_{n-1}\|_1 + \frac{1}{\sqrt{2\pi}} \|g_n\|_1 \\
&\leq n \frac{1}{n(n+1)} + \frac{1}{\sqrt{2\pi}} \frac{1}{n+1} \\
&= \left(1 + \frac{1}{\sqrt{2\pi}}\right) \frac{1}{n+1}.
\end{aligned}$$

Part 7 From part 3, $Dg_n = -ng_{n-1} + \delta$. Hence

$$\begin{aligned}
D^2g_n &= -nDg_{n-1} + D\delta = -n(-(n-1)g_{n-2} + \delta) + D\delta = n(n-1)g_{n-2} - n\delta + D\delta. \\
D^3g_n &= n(n-1)Dg_{n-2} - nD\delta + D^2\delta = n(n-1)(-(n-2)g_{n-3} + \delta) - nD\delta + D^2\delta = \\
&= -n(n-1)(n-2)g_{n-3} + n(n-1)\delta - nD\delta + D^2\delta,
\end{aligned}$$

and in general

$$(-D)^k g_n = \frac{n!}{(n-k)!} g_{n-k} - \frac{n!}{(n-k+1)!} \delta + \frac{n!}{(n-k+2)!} D\delta - \dots + (-1)^k D^{k-1} \delta, \quad k \leq n.$$

$$\frac{(-1)^k}{n!} D^k g_n = \frac{g_{n-k}}{(n-k)!} - \frac{\delta}{(n-k+1)!} + \frac{D\delta}{(n-k+2)!} - \dots + (-1)^k \frac{D^{k-1} \delta}{n!}, \quad k \leq n.$$

$$\frac{(-1)^n}{n!} D^n g_n = g_0 - \frac{\delta}{1!} + \frac{D\delta}{2!} - \dots + (-1)^n \frac{D^{n-1} \delta}{n!}.$$

$$\begin{aligned}
\frac{(-1)^n}{n!} D^{n+1} g_n &= Dg_0 - \frac{D\delta}{1!} + \frac{D^2\delta}{2!} - \dots + (-1)^n \frac{D^n \delta}{n!} \\
&= \delta - \delta(-1) - \frac{D\delta}{1!} + \frac{D^2\delta}{2!} - \dots + (-1)^n \frac{D^n \delta}{n!}.
\end{aligned}$$

Part 8 From 3.2,

$$e^{ix} = \sum_{k \leq n} \frac{(ix)^k}{k!} + \frac{\sqrt{2\pi}}{n!} (ix)^{n+1} \check{g}_n(x).$$

Thus

$$\begin{aligned}
 (ix)^j e^{ix} &= \sum_{k \leq n} \frac{(ix)^{j+k}}{k!} + \frac{\sqrt{2\pi}}{n!} (ix)^{n+j+1} \overset{\vee}{g}_n(x); \\
 (ix)^j e^{ix} &= \sum_{k \leq n} \frac{(ix)^{j+k}}{k!} + \frac{\sqrt{2\pi}}{n!} (ix)^{n+j+1} \widehat{g}_n(-x); \\
 (-it)^j e^{-it} &= \sum_{k \leq n} \frac{(-it)^{j+k}}{k!} + \frac{\sqrt{2\pi}}{n!} (-it)^{n+j+1} \widehat{g}_n(t); \\
 (-it)^j e^{-it} &= \sum_{k \leq n} \frac{(-it)^{j+k}}{k!} + \frac{\sqrt{2\pi}}{n!} (-1)^{n+j+1} D^{\widehat{n+j+1}} g_n(t); \\
 D^{\widehat{n+j+1}} g_n(t) &= (-1)^{n+j+1} \frac{n!}{\sqrt{2\pi}} \left((-it)^j e^{-it} - \sum_{k \leq n} \frac{(-it)^{j+k}}{k!} \right); \\
 D^{\widehat{n+j+1}} g_n(t) &= (-1)^{n+j+1} \frac{n!}{\sqrt{2\pi}} (-it)^j \left(e^{-it} - \sum_{k \leq n} \frac{(-it)^k}{k!} \right).
 \end{aligned}$$

Clearly $D^{\widehat{n+j+1}} g_n(t) \in C_{BP}^\infty$. Since $(-it)^j \in C_{\emptyset, j}^\infty$ and $e^{-it} - \sum_{k \leq n} \frac{(-it)^k}{k!} \in C_{\emptyset, n+1}^\infty$ we have $D^{\widehat{n+j+1}} g_n(t) \in C_{\emptyset, n+j+1}^\infty$.

A simple estimate is

$$\left| D^{\widehat{n+j+1}} g_n(t) \right| \leq \frac{n!}{\sqrt{2\pi}} |t|^j \left(1 + \sum_{k \leq n} \frac{|t|^k}{k!} \right).$$

■

Thus if $f \in S'$ and ξ is the **action** variable when $a \neq \mathbf{0}$ we can write 3.3 as

$$\left(e^{ia\xi} - \sum_{k \leq n} \frac{(ia\xi)^k}{k!} \right) \widehat{f} = \frac{\sqrt{2\pi}}{n!} (ia\xi)^{n+1} \widehat{\overline{g}}_n(a\xi) \widehat{f}, \quad (3.8)$$

or on using the first of the multi-index identities A.2,

$$\frac{(a\xi)^k}{k!} = \sum_{|\beta|=k} \frac{a^\beta \xi^\beta}{\beta!}, \quad \frac{d^k}{k!} = \sum_{|\beta|=k} \frac{1}{\beta!}, \quad (3.9)$$

we get

$$\left(f(\cdot + a) - \sum_{k \leq n} \frac{(aD)^k}{k!} f \right)^\wedge = \left(f(\cdot + a) - \sum_{|\beta| \leq n} \frac{a^\beta}{\beta!} D^\beta f \right)^\wedge = \frac{\sqrt{2\pi}}{n!} (ia\xi)^{n+1} \widehat{\overline{g}}_n(a\xi) \widehat{f},$$

which implies the tempered distribution Taylor series expansion

$$f(\cdot + a) - \sum_{|\beta| \leq n} \frac{a^\beta}{\beta!} D^\beta f = f(\cdot + a) - \sum_{k \leq n} \frac{(aD)^k}{k!} f = (\mathcal{R}_{n+1} f)(\cdot, a), \quad f \in S', \quad (3.10)$$

where

$$(\mathcal{R}_{n+1} f)(\cdot, a) := \frac{\sqrt{2\pi}}{n!} \left((ia\xi)^{n+1} \widehat{\overline{g}}_n(a\xi) \widehat{f} \right)^\vee, \quad f \in S', \quad n = 0, 1, 2, \dots \quad (3.11)$$

Suppose $f \in C_B^{(n)}$ and $(aD)^{n+1} f \in L^1$. For clarity set $u = (aD)^{n+1} f$ where $D = (D_k)_{k=1}^d$, so that

$$\begin{aligned} (ia\xi)^{n+1} \overline{g_n}(a\xi) \widehat{f}(\xi) &= \overline{g_n}(a\xi) \widehat{u}(\xi) = \frac{1}{\sqrt{2\pi}} \int_0^1 e^{isa\xi} g_n(s) \widehat{u}(\xi) ds \\ &= \frac{1}{\sqrt{2\pi}} \int_0^1 g_n(s) F_x[u(x+sa)](\xi) ds \\ &= \frac{1}{\sqrt{2\pi}} F_x \left[\int_0^1 g_n(s) u(x+sa) ds \right] (\xi), \end{aligned}$$

because $u = (aD)^{n+1} f \in L^1$ implies the Fourier transform can be transposed allowing an application of Fubini's theorem. Thus

$$(\mathcal{R}_{n+1}f)(x, a) = \frac{1}{n!} \int_0^1 g_n(s) \left((aD)^{n+1} f \right) (x+sa) ds, \quad f \in C_B^{(n)}, \quad (aD)^{n+1} f \in L^1. \quad (3.12)$$

If, in addition, $(\widehat{aD})^{n+1} f \in L^\infty([x, x+a])$ where $\widehat{a} = a/|a|$ then

$$\begin{aligned} |(\mathcal{R}_{n+1}f)(x, a)| &\leq \frac{1}{n!} \left\| (aD)^{n+1} f \right\|_\infty \int_0^1 g_n(s) ds \\ &= \left(\frac{1}{(n+1)!} \left\| (\widehat{aD})^{n+1} f \right\|_{\infty, [x, x+a]} \right) |a|^{n+1}. \end{aligned}$$

Thus we have proved the global result:

Lemma 170 Suppose $f \in C_{BP}^{(n)}(\mathbb{R}^d)$ and in the distribution sense $(aD)^{n+1} f \in L^1(\mathbb{R}^d)$ when $|a| = 1$. Then

$$f(\cdot + a) - \sum_{k \leq n} \frac{(aD)^k}{k!} f = \frac{1}{n!} \int_0^1 g_n(s) \left((aD)^{n+1} f \right) (x+sa) ds, \quad a, x \in \mathbb{R}^d. \quad (3.13)$$

We can easily weaken the condition $(bD)^{n+1} f \in L^1(\mathbb{R}^d)$ to $(bD)^{n+1} f \in L_{loc}^1(\mathbb{R}^d)$ and obtain:

Lemma 171 Suppose $f \in C_{BP}^{(n)}(\mathbb{R}^d)$ and in the distribution sense $(aD)^{n+1} f \in L_{loc}^1(\mathbb{R}^d)$ when $|a| = 1$. Then for all a , $(\mathcal{R}_{n+1}f)(\cdot, a) \in L^1$ uniformly and

$$f(\cdot + a) - \sum_{k \leq n} \frac{(aD)^k}{k!} f = \frac{1}{n!} \int_0^1 g_n(s) \left((aD)^{n+1} f \right) (\cdot + sa) ds \text{ a.e. on } \mathbb{R}^d. \quad (3.14)$$

Proof. Choose arbitrary x and a . Lemma 37 then tells us that we can choose $\phi \in C_0^\infty$ such $\phi = 1$ on a neighborhood of the closed line segment $[x, x+a]$. Then $\phi f \in C_{BP}^{(n)}$ and in the distribution sense $(bD)^{n+1}(\phi f) \in L^1$ when $|b| = 1$. Thus 3.13 holds for ϕf i.e.

$$(\phi f)(x+a) - \sum_{k \leq n} \frac{(aD)^k}{k!} (\phi f)(x) = \frac{1}{n!} \int_0^1 g_n(s) \left((aD)^{n+1} (\phi f) \right) (x+sa) ds \text{ a.e.}$$

consequently the remainder formula 3.14 holds for each x and a . ■

A further easy local generalization is:

Lemma 172 Suppose $\Omega \subseteq \mathbb{R}^d$ is an open set, $f \in C_{BP}^{(n)}(\not\subseteq)$ and in the distribution sense $(bD)^{n+1} f \in L_{loc}^1(\not\subseteq)$ when $|b| = 1$. Further, suppose that $x, x+a \in \Omega$ and $[x, x+a] \subset \Omega$. Then

$$f(x+a) - \sum_{k \leq n} \frac{(aD)^k}{k!} f(x) = \frac{1}{n!} \int_0^1 g_n(s) \left((aD)^{n+1} f \right) (x+sa) ds. \quad (3.15)$$

Proof. Lemma 37 tells us that we can choose $\phi \in C_0^\infty(\Omega)$ such that $\phi = 1$ on a neighborhood of the closed line segment $[x, x+a]$. Then $\phi f \in C_{BP}^{(n)}$ and in the distribution sense $(bD)^{n+1}(\phi f) \in L^1$ when $|b| = 1$. Thus 3.13 holds for ϕf and

$$(\phi f)(\cdot + a) - \sum_{k \leq n} \frac{(aD)^k}{k!} (\phi f) = \frac{1}{n!} \int_0^1 g_n(s) \left((aD)^{n+1} (\phi f) \right) (\cdot + sa) ds, \quad \text{on } \mathbb{R}^d.$$

consequently 3.15 holds for the specific x and a . ■

Yet another global generalization is:

Lemma 173 *Suppose $f \in S'$ and $(aD)^{n+1} f \in L^1$ when $|a| = 1$. Then $(\mathcal{R}_{n+1}f)(\cdot, a) \in L^1$ for all a , and in the sense of distributions*

$$f(\cdot + a) - \sum_{k \leq n} \frac{(aD)^k}{k!} f = \frac{1}{n!} \int_0^1 g_n(s) \left((aD)^{n+1} f \right) (\cdot + sa) ds, \quad a \in \mathbb{R}^d.$$

Proof. The assumption that $f \in S'$ yields 3.10 and 3.11. By inspection we then see that the subsequent calculations still yield equation 3.12 for the remainder without making the assumption $f \in C_{BP}^{(n)}$. Further

$$\left| \int_0^1 g_n(s) \left((aD)^{n+1} f \right) (x + sa) ds \right| \leq \left\| (aD)^{n+1} f \right\|_1,$$

and the remainder is L^1 for all a . ■

which in turn leads to the local result:

Lemma 174 *?? CHECK AGAIN - esp. last claim! ?? Suppose $\Omega \subseteq \mathbb{R}^d$ is open and that when $|b| = 1$, $(bD)^k f \in L_{loc}^1(\not\subseteq)$ when $k \leq n+1$. Further, suppose that $x, x+a \in \Omega$ and $[x, x+a] \subset \Omega$.*

Then in the sense of distributions

$$f(x+a) - \sum_{k \leq n} \frac{(aD)^k}{k!} f(x) \stackrel{a.e.}{=} \frac{1}{n!} \int_0^1 g_n(s) \left((aD)^{n+1} f \right) (x+sa) ds. \quad (3.16)$$

Also, $(\mathcal{R}_{n+1}f)(\cdot, a) \in L_{loc}^1(B_r(x))$ where $r = \min\{\text{dist}(x, \Omega^c), \text{dist}(x+a, \Omega^c)\}$.

Proof. Lemma 37 tells us that we can choose $\phi \in C_0^\infty$ such $\phi = 1$ on a neighborhood of the closed line segment $[x, x+a]$. Then $\phi f \in \mathcal{E}' \subset S'$ and, since $(bD)^k f \in L_{loc}^1(\not\subseteq)$ when $k \leq n+1$, in the distribution sense $(bD)^{n+1}(\phi f) \in L^1$ when $|b| = 1$. Then Lemma 173 implies that in the distribution sense

$$(\phi f)(\cdot + b) - \sum_{k \leq n} \frac{(aD)^k}{k!} (\phi f) = \frac{1}{n!} \int_0^1 g_n(s) \left((bD)^{n+1} (\phi f) \right) (\cdot + sb) ds, \quad b \in \mathbb{R}^d,$$

which means that

$$f(x+a) - \sum_{k \leq n} \frac{(aD)^k}{k!} f = \frac{1}{n!} \int_0^1 g_n(s) \left((aD)^{n+1} f \right) (x+sa) ds,$$

as claimed.

The last claim ?? TRUE? ?? follows from the form of the left side of 3.16 and the fact that $(bD)^k f \in L_{loc}^1(\not\subseteq)$ when $k \leq n+1$ and $|b| = 1$. ■

The general remainder result 3.11 will now be specialized to the functions in X_w^0 - see the remarks to this theorem:

Theorem 175 Basic remainder estimates *Suppose the weight function w has property W02 for some κ . Set $m = \lfloor \kappa \rfloor$ and $\hat{a} := a/|a|$. Then for all $f \in X_w^0$ we have:*

1. *the weight function estimates: for all $x, a \in \mathbb{R}^d$,*

$$\begin{aligned} |(\mathcal{R}_{m+1}f)(x, a)| &\leq \frac{c_m}{m!} \left(\int \frac{|\hat{a}\xi|^{2\kappa}}{w(\xi)} d\xi \right)^{1/2} \|f\|_{w,0} |a|^\kappa \\ &\leq \frac{c_m}{m!} \left(\int \frac{|\cdot|^{2\kappa}}{w} \right)^{1/2} \|f\|_{w,0} |a|^\kappa, \end{aligned} \quad (3.17)$$

where c_m is given by 3.6,

2. and the following basis function estimate: for all $x, a \in \mathbb{R}^d$,

$$|(\mathcal{R}_{m+1}f)(x, a)| \leq \left(\int \left| e^{ia\xi} - \sum_{k=0}^m \frac{(ia\xi)^k}{k!} \right|^2 \widehat{G}(\xi) d\xi \right)^{1/2} \|f\|_{w,0} \quad (3.18)$$

$$\begin{aligned} &= (2\pi)^{\frac{d}{4}} \left(2G(0) - \sum_{k=0}^m \frac{1}{k!} \left((aD)^k G \right) (-a) - \sum_{k=0}^m \frac{1}{k!} (-aD)^k G(a) + \right. \\ &\quad \left. + \sum_{\substack{j,k \leq m \\ j+k > m}} \frac{(-1)^j}{j!k!} \left((aD)^{j+k} G \right) (0) \right)^{\frac{1}{2}} \|f\|_{w,0}. \end{aligned} \quad (3.19)$$

3. When $m = 0$ the basis function estimate of part 2 becomes

$$|(\mathcal{R}_1f)(x, a)| \leq (2\pi)^{\frac{d}{4}} \sqrt{2} (G(0) - \operatorname{Re} G(a))^{\frac{1}{2}} \|f\|_{w,0}, \quad x, a \in \mathbb{R}^d. \quad (3.20)$$

4. For all m : suppose $(aD)^{2m+1}G \in L^1$ when $|a| = 1$. Then

$$|(\mathcal{R}_{m+1}f)(x, a)| \leq (2\pi)^{\frac{d}{4}} \sqrt{(\mathcal{R}_{2m+1}G)(a)} \|f\|_{w,0}, \quad x, a \in \mathbb{R}^d, \quad (3.21)$$

where

$$\begin{aligned} &(\mathcal{R}_{2m+1}G)(a) \\ &= \sum_{k=m+1}^{2m} \frac{1}{k!} \left\{ \left(\mathcal{R}_{2m+1-k} \left((-aD)^k G \right) \right) (0, a) + \left(\mathcal{R}_{2m+1-k} \left((aD)^k G \right) \right) (0, -a) \right\} + \\ &\quad + (\mathcal{R}_{2m+1}G)(a, -a) + (\mathcal{R}_{2m+1}G)(-a, a) \end{aligned} \quad (3.22)$$

$$= 2 \int_0^1 \left(\sum_{j=0}^{m-1} \frac{(-1)^j (1-s)^j}{j! (2m-j)!} - \frac{s^{2m}}{(2m)!} \right) \left((aD)^{2m+1} \operatorname{Re} G \right) (sa) ds. \quad (3.23)$$

5. We have

$$\int_0^1 \left| \sum_{j=0}^{m-1} \frac{(-1)^j (1-s)^j}{j! (2m-j)!} - \frac{s^{2m}}{(2m)!} \right| ds = \frac{1}{(2m+1)(m!)^2} = \frac{\binom{2m}{m}}{(2m+1)!}. \quad (3.24)$$

Proof. Part 1 Since $f \in X_w^0$ we have $\sqrt{w}\hat{f} \in L^2$ and $\|f\|_{w,0} = \|\sqrt{w}\hat{f}\|_2$ and so from 3.11 we proceed formally forwards and then justify each step backwards to get:

$$\begin{aligned} |(\mathcal{R}_{m+1}f)(x, a)| &\leq \frac{\sqrt{2\pi}}{m!} \left\| \left((ia\xi)^{m+1} \widehat{g}_m(a\xi) \hat{f} \right)^\vee \right\|_\infty \\ &= \frac{\sqrt{2\pi}}{m!} \left\| \left(\frac{(a\xi)^{m+1}}{\sqrt{w}} \widehat{g}_m(a\xi) \sqrt{w}\hat{f} \right)^\vee \right\|_\infty \\ &= \frac{\sqrt{2\pi}}{m!} \left\| \left(\frac{(a\xi)^{m+1}}{\sqrt{w}} \widehat{g}_m(a\xi) \right)^\vee * (\sqrt{w}\hat{f})^\vee \right\|_\infty \end{aligned} \quad (3.25)$$

$$\leq \frac{\sqrt{2\pi}}{m!} \left\| \left(\frac{(a\xi)^{m+1}}{\sqrt{w}} \widehat{g}_m(a\xi) \right)^\vee \right\|_2 \left\| (\sqrt{w}\hat{f})^\vee \right\|_2 \quad (3.26)$$

$$= \frac{\sqrt{2\pi}}{m!} \left\| \frac{(a\xi)^{m+1}}{\sqrt{w}} \widehat{g}_m(a\xi) \right\|_2 \|\sqrt{w}\hat{f}\|_2 \quad (3.27)$$

$$= \frac{\sqrt{2\pi}}{m!} \left(\int \frac{(a\xi)^{2(m+1)}}{w(\xi)} |\widehat{g}_m(a\xi)|^2 d\xi \right)^{1/2} \|f\|_{w,0} \quad (3.28)$$

$$\leq \frac{\sqrt{2\pi}}{m!} \left(\int \frac{(a\xi)^{2(m+1)}}{w(\xi)} \left(\frac{c_m/\sqrt{2\pi}}{1+|a\xi|} \right)^2 d\xi \right)^{1/2} \|f\|_{w,0} \quad (3.29)$$

$$= \frac{c_m}{m!} \left(\int \frac{(a\xi)^{2(m+1)}}{w(\xi)} \left(\frac{1}{1+|a\xi|} \right)^2 d\xi \right)^{1/2} \|f\|_{w,0}$$

$$= \frac{c_m}{m!} \left(\int \frac{|a\xi|^{2\kappa}}{w(\xi)} \left(\frac{|a\xi|^{m+1-\kappa}}{1+|a\xi|} \right)^2 d\xi \right)^{1/2} \|f\|_{w,0}$$

$$\leq \frac{c_m}{m!} \left(\int \frac{|a\xi|^{2\kappa}}{w(\xi)} \left(\frac{(1+|a\xi|)^{m+1-\kappa}}{1+|a\xi|} \right)^2 d\xi \right)^{1/2} \|f\|_{w,0}$$

$$\leq \frac{c_m}{m!} \left(\int \frac{|a\xi|^{2\kappa}}{w(\xi)} d\xi \right)^{1/2} \|f\|_{w,0}$$

$$= \frac{c_m}{m!} \left(\int \frac{|\widehat{a\xi}|^{2\kappa}}{w(\xi)} d\xi \right)^{1/2} \|f\|_{w,0} |a|^\kappa$$

$$\leq \frac{c_m}{m!} \left(\int \frac{|\cdot|^{2\kappa}}{w} \right)^{1/2} \|f\|_{w,0} |a|^\kappa$$

$< \infty$.

The last integral exists since w has property W02 for κ . Step 3.25 \Leftrightarrow 3.26 is Young's estimate 2.62 for convolutions when $p = q = 2$ and $r = \infty$. Step 3.26 \Leftrightarrow 3.27 is Plancherel's theorem for L^2 functions. Step 3.28 \Leftrightarrow 3.29 uses the estimates 3.7.

Part 2 Our starting point is inequality 3.28 of part 1 of this theorem:

$$|(\mathcal{R}_{m+1}f)(x, a)| \leq \frac{\sqrt{2\pi}}{m!} \left(\int \frac{(a\xi)^{2(m+1)}}{w(\xi)} |\widehat{g}_m(a\xi)|^2 d\xi \right)^{1/2} \|f\|_{w,0}.$$

The Taylor series expansion 3.3 can be rewritten

$$(ia\xi)^{m+1} \widehat{g}_m(a\xi) = \frac{m!}{\sqrt{2\pi}} \left(e^{ia\xi} - \sum_{k=0}^m \frac{(ia\xi)^k}{k!} \right),$$

so that

$$\begin{aligned}
|(\mathcal{R}_{m+1}f)(x, a)| &\leq \frac{\sqrt{2\pi}}{m!} \left(\int \frac{(a\xi)^{2(m+1)}}{w(\xi)} |\widehat{g}_m(a\xi)|^2 d\xi \right)^{1/2} \|f\|_{w,0} \\
&= \frac{\sqrt{2\pi}}{m!} \left(\int |(a\xi)^{m+1} \widehat{g}_m(a\xi)|^2 \widehat{G}(\xi) d\xi \right)^{1/2} \|f\|_{w,0} \\
&= \frac{\sqrt{2\pi}}{m!} \left(\int \left| \frac{m!}{\sqrt{2\pi}} \left(e^{ia\xi} - \sum_{k=0}^m \frac{(ia\xi)^k}{k!} \right) \right|^2 \widehat{G}(\xi) d\xi \right)^{1/2} \|f\|_{w,0} \\
&= \left(\int \left| e^{ia\xi} - \sum_{k=0}^m \frac{(ia\xi)^k}{k!} \right|^2 \widehat{G}(\xi) d\xi \right)^{1/2} \|f\|_{w,0},
\end{aligned}$$

which proves 3.18. But

$$\begin{aligned}
\left| e^{ia\xi} - \sum_{k=0}^m \frac{(ia\xi)^k}{k!} \right|^2 &= \left(e^{ia\xi} - \sum_{l=0}^m \frac{(ia\xi)^l}{l!} \right) \left(e^{ia\xi} - \sum_{k=0}^m \frac{(ia\xi)^k}{k!} \right) \\
&= \left(e^{-ia\xi} - \sum_{l=0}^m \frac{(-ia\xi)^l}{l!} \right) \left(e^{ia\xi} - \sum_{k=0}^m \frac{(ia\xi)^k}{k!} \right) \\
&= 1 - e^{-ia\xi} \sum_{k=0}^m \frac{(ia\xi)^k}{k!} - e^{ia\xi} \sum_{l=0}^m \frac{(-ia\xi)^l}{l!} + \sum_{k,l=0}^m \frac{(-ia\xi)^l (ia\xi)^k}{l! k!} \\
&= 1 - e^{-ia\xi} \sum_{k=0}^m \frac{(ia\xi)^k}{k!} - e^{ia\xi} \sum_{l=0}^m \frac{(-1)^l (ia\xi)^l}{l!} + \sum_{l,k=0}^m \frac{(-1)^l (ia\xi)^{l+k}}{k!l!},
\end{aligned}$$

and since we know that $e^{ia\xi} \widehat{G}(\xi) = (G(\cdot + a))^\wedge(\xi)$ and $(ia\xi)^k \widehat{G}(\xi) = ((aD)^k G)^\wedge(\xi)$ it follows that

$$\begin{aligned}
&\left| e^{ia\xi} - \sum_{k=0}^m \frac{(ia\xi)^k}{k!} \right|^2 \widehat{G} \\
&= \left(1 - \sum_{k=0}^m \frac{(ia\xi)^k}{k!} e^{-ia\xi} - \sum_{l=0}^m \frac{(-ia\xi)^l}{l!} e^{ia\xi} + \sum_{l,k=0}^m \frac{(-1)^l}{k!l!} (ia\xi)^{l+k} \right) \widehat{G} \\
&= \widehat{G} - \sum_{k=0}^m \frac{(ia\xi)^k e^{-ia\xi} \widehat{G}}{k!} - \sum_{l=0}^m \frac{(-ia\xi)^l e^{ia\xi} \widehat{G}}{l!} + \sum_{l,k=0}^m \frac{(-1)^l}{k!l!} (ia\xi)^{l+k} \widehat{G} \\
&= \widehat{G} - \sum_{k=0}^m \frac{(ia\xi)^k G(\cdot - a)}{k!} - \sum_{l=0}^m \frac{(-ia\xi)^l G(\cdot + a)}{l!} + \sum_{l,k=0}^m \frac{(-1)^l}{k!l!} (ia\xi)^{l+k} \widehat{G} \\
&= \widehat{G} - \sum_{k=0}^m \frac{(aD)^k G(\cdot - a)}{k!} - \sum_{l=0}^m \frac{(-aD)^l G(\cdot + a)}{l!} + \sum_{l,k=0}^m \frac{(-1)^l}{k!l!} (aD)^{l+k} G \\
&= \left(G - \sum_{k=0}^m \frac{((aD)^k G)(\cdot - a)}{k!} - \sum_{l=0}^m \frac{((-aD)^l G)(\cdot + a)}{l!} + \sum_{l,k=0}^m \frac{(-1)^l}{k!l!} (aD)^{l+k} G \right)^\wedge,
\end{aligned}$$

and hence

$$\begin{aligned}
&(2\pi)^{-\frac{d}{2}} \int \left| e^{ia\xi} - \sum_{k=0}^m \frac{(ia\xi)^k}{k!} \right|^2 \widehat{G}(\xi) d\xi \\
&= G(0) - \sum_{k=0}^m \frac{((aD)^k G)(-a)}{k!} - \sum_{k=0}^m \frac{((-aD)^k G)(a)}{k!} + \sum_{l,k=0}^m \frac{(-1)^l}{k!l!} ((aD)^{l+k} G)(0), \tag{3.30}
\end{aligned}$$

which proves 3.19 and this part.

Part 3 Substitute $m = 0$ in the RHS of inequality 3.19:

$$\begin{aligned} |(\mathcal{R}_1 f)(x, a)| &\leq 2G(0) - \overline{G(a)} - G(a) \\ &= 2(G(0) - \operatorname{Re} G(a)). \end{aligned}$$

Part 4 Regarding the last term in 3.30:

$$\begin{aligned} \sum_{l,k=0}^m \frac{(-1)^l}{k!l!} \left((aD)^{l+k} G \right) (0) &= \sum_{l+k \leq m} \frac{(-1)^l}{k!l!} \left((aD)^{l+k} G \right) (0) + \sum_{\substack{l+k > m \\ l, k \leq m}} \frac{(-1)^l}{k!l!} \left((aD)^{l+k} G \right) (0) \\ &= \sum_{q=0}^m \sum_{l+k=q} \frac{(-1)^l}{k!l!} \left((aD)^{l+k} G \right) (0) + \sum_{\substack{l+k > m \\ l, k \leq m}} \frac{(-1)^l}{k!l!} \left((aD)^{l+k} G \right) (0) \\ &= \sum_{q=0}^m \left(\sum_{l+k=q} \frac{(-1)^l}{k!l!} \right) \left((aD)^q G \right) (0) + \sum_{\substack{l+k > m \\ l, k \leq m}} \frac{(-1)^l}{k!l!} \left((aD)^{l+k} G \right) (0), \end{aligned}$$

and since when $q > 0$,

$$\begin{aligned} \sum_{l+k=q} \frac{(-1)^l}{k!l!} &= \sum_{|\alpha|=q} \frac{((-1)^{\alpha_1} 1^{\alpha_2}) (1^{\alpha_1} 1^{\alpha_2})}{\alpha!} = \sum_{|\alpha|=q} \frac{(-1, 1)^\alpha (1, 1)^\alpha}{\alpha!} = \frac{((-1, 1) \cdot (1, 1))^q}{q!} = \\ &= 0, \end{aligned} \tag{3.31}$$

we have

$$\begin{aligned} \sum_{l,k=0}^m \frac{(-1)^l}{k!l!} \left((aD)^{l+k} G \right) (0) &= G(0) + \sum_{\substack{l+k > m \\ l, k \leq m}} \frac{(-1)^l}{k!l!} \left((aD)^{l+k} G \right) (0) \\ &= G(0) + \sum_{q=m+1}^{2m} \sum_{\substack{l+k=q \\ l, k \leq m}} \frac{(-1)^l}{k!l!} \left((aD)^{l+k} G \right) (0) \\ &= G(0) + \sum_{q=m+1}^{2m} \left(\sum_{\substack{l+k=q \\ l, k \leq m}} \frac{(-1)^l}{k!l!} \right) \left((aD)^q G \right) (0), \end{aligned}$$

so that

$$\begin{aligned} (2\pi)^{-\frac{d}{2}} \int \left| e^{ia\xi} - \sum_{k=0}^m \frac{(ia\xi)^k}{k!} \right|^2 \widehat{G}(\xi) d\xi \\ = 2G(0) - \sum_{k=0}^m \frac{\left((aD)^k G \right) (-a)}{k!} - \sum_{k=0}^m \frac{\left((-aD)^k G \right) (a)}{k!} + \sum_{\substack{l+k > m \\ l, k \leq m}} \frac{(-1)^l}{k!l!} \left((aD)^{l+k} G \right) (0). \end{aligned}$$

But

$$\sum_{\substack{l+k > m \\ l, k \leq m}} \frac{(-1)^l}{k!l!} \left((aD)^{l+k} G \right) = \sum_{q=m+1}^{2m} \sum_{\substack{l+k=q \\ l, k \leq m}} \frac{(-1)^l}{k!l!} \left((aD)^{l+k} G \right) = \sum_{q=m+1}^{2m} \left(\sum_{\substack{l+k=q \\ l, k \leq m}} \frac{(-1)^l}{k!l!} \right) (aD)^q G,$$

so that

$$\begin{aligned}
& (2\pi)^{-\frac{d}{2}} \int \left| e^{ia\xi} - \sum_{k=0}^m \frac{(ia\xi)^k}{k!} \right|^2 \widehat{G}(\xi) d\xi \\
&= 2G(0) - \sum_{k=0}^m \frac{\left((aD)^k G \right)(-a)}{k!} - \sum_{k=0}^m \frac{\left((-aD)^k G \right)(a)}{k!} + \\
&\quad + \sum_{q=m+1}^{2m} \left(\sum_{\substack{l+k=q \\ l, k \leq m}} \frac{(-1)^l}{k!l!} \right) (aD)^q G(0). \tag{3.32}
\end{aligned}$$

Since $D^\alpha G \in L^1$ when $|\alpha| = 2m+1$ we can apply 3.10 with remainder 3.13 to get

$$\begin{aligned}
G(0) &= G(a-a) = \sum_{k=0}^{2m} \frac{\left((-aD)^k G \right)(a)}{k!} + (\mathcal{R}_{2m+1}G)(a, -a), \\
G(0) &= G(-a+a) = \sum_{k=0}^{2m} \frac{\left((aD)^k G \right)(-a)}{k!} + (\mathcal{R}_{2m+1}G)(-a, a),
\end{aligned}$$

so that 3.32 becomes

$$\begin{aligned}
& (2\pi)^{-\frac{d}{2}} \int \left| e^{ia\xi} - \sum_{k \leq m} \frac{(ia\xi)^k}{k!} \right|^2 \widehat{G}(\xi) d\xi \\
&= \sum_{k=m+1}^{2m} \frac{\left((-aD)^k G \right)(a)}{k!} + \sum_{k=m+1}^{2m} \frac{\left((aD)^k G \right)(-a)}{k!} + \sum_{q=m+1}^{2m} \left(\sum_{\substack{l+k=q \\ l, k \leq m}} \frac{(-1)^l}{k!l!} \right) (aD)^q G(0) + \\
&\quad + (\mathcal{R}_{2m+1}G)(a, -a) + (\mathcal{R}_{2m+1}G)(-a, a). \tag{3.33}
\end{aligned}$$

Since $D^\alpha G \in L^1$ when $|\alpha| = 2m+1$ we can apply 3.10 with remainder 3.13 to $\left((-aD)^k G \right)(b)$ about $b=0$ to get

$$\left((aD)^k G \right)(b) = \sum_{l=0}^{2m-k} \frac{\left((bD)^l (aD)^k G \right)(0)}{l!} + \mathcal{R}_{2m+1-k} \left((aD)^k G \right)(0, b), \quad 0 \leq k \leq 2m.$$

When $b = -a$ we get

$$\left((aD)^k G \right)(-a) = \sum_{l=0}^{2m-k} \frac{(-1)^l}{l!} \left((aD)^{k+l} G \right)(0) + \mathcal{R}_{2m+1-k} \left((aD)^k G \right)(0, -a), \quad 0 \leq k \leq 2m, \tag{3.34}$$

and when $a \rightarrow -a$ and $b = a$ we get

$$\begin{aligned}
& \left((-aD)^k G \right)(a) \\
&= \sum_{l=0}^{2m-k} \frac{\left((aD)^l (-aD)^k G \right)(0)}{l!} + \mathcal{R}_{2m+1-k} \left((-aD)^k G \right)(0, a) \\
&= \sum_{l=0}^{2m-k} \frac{(-1)^k}{l!} \left((aD)^{k+l} G \right)(0) + \mathcal{R}_{2m+1-k} \left((-aD)^k G \right)(0, a), \quad 0 \leq k \leq 2m. \tag{3.35}
\end{aligned}$$

Now substitute the Taylor series expansions 3.34 and 3.35 into the terms of the first and second summations of 3.33 to get

$$\begin{aligned}
& \sum_{k=m+1}^{2m} \frac{((-aD)^k G)(a)}{k!} \\
&= \sum_{k=m+1}^{2m} \frac{1}{k!} \left(\sum_{l=0}^{2m-k} \frac{(-1)^k}{l!} (aD)^{k+l} G(0) + \mathcal{R}_{2m+1-k} \left((-aD)^k G \right) (0, a) \right) \\
&= \sum_{k=m+1}^{2m} \frac{(-1)^k}{k!} \sum_{l=0}^{2m-k} \frac{(aD)^{k+l} G(0)}{l!} + \sum_{k=m+1}^{2m} \frac{1}{k!} \mathcal{R}_{2m+1-k} \left((-aD)^k G \right) (0, a) \\
&= \sum_{k=m+1}^{2m} \sum_{l=0}^{2m-k} \frac{(-1)^k}{k!l!} (aD)^{k+l} G(0) + \dots \\
&= \sum_{q=m+1}^{2m} \sum_{\substack{k+l=q \\ k \geq m+1}} \frac{(-1)^k}{k!l!} (aD)^{k+l} G(0) + \dots \\
&= \sum_{q=m+1}^{2m} \left(\sum_{\substack{k+l=q \\ k \geq m+1}} \frac{(-1)^k}{k!l!} \right) (aD)^q G(0) + \dots \\
&= \sum_{q=m+1}^{2m} \left(\sum_{\substack{k+l=q \\ k \geq m+1}} \frac{(-1)^k}{k!l!} \right) (aD)^q G(0) + \sum_{k=m+1}^{2m} \frac{1}{k!} \mathcal{R}_{2m+1-k} \left((-aD)^k G \right) (0, a), \tag{3.36}
\end{aligned}$$

and so

$$\begin{aligned}
& \frac{((aD)^k G)(-a)}{k!} \\
&= \sum_{q=m+1}^{2m} \left(\sum_{\substack{k+l=q \\ k \geq m+1}} \frac{(-1)^k}{k!l!} \right) ((-aD)^q G)(0) + \sum_{k=m+1}^{2m} \frac{1}{k!} \mathcal{R}_{2m+1-k} \left((aD)^k G \right) (0, -a) \\
&= \sum_{q=m+1}^{2m} (-1)^q \left(\sum_{\substack{k+l=q \\ k \geq m+1}} \frac{(-1)^k}{k!l!} \right) (aD)^q G(0) + \dots \\
&= \sum_{q=m+1}^{2m} (-1)^q \left(\sum_{\substack{k+l=q \\ k \geq m+1}} \frac{(-1)^{-k}}{k!l!} \right) (aD)^q G(0) + \dots \\
&= \sum_{q=m+1}^{2m} \left(\sum_{\substack{k+l=q \\ k \geq m+1}} \frac{(-1)^{q-k}}{k!l!} \right) (aD)^q G(0) + \dots \\
&= \sum_{q=m+1}^{2m} \left(\sum_{\substack{k+l=q \\ k \geq m+1}} \frac{(-1)^l}{k!l!} \right) (aD)^q G(0) + \sum_{k=m+1}^{2m} \frac{1}{k!} \mathcal{R}_{2m+1-k} \left((aD)^k G \right) (0, -a). \tag{3.37}
\end{aligned}$$

Substituting 3.36 and 3.37 into 3.33 gives

$$\begin{aligned}
 & (2\pi)^{-\frac{d}{2}} \int \left| e^{ia\xi} - \sum_{k \leq m} \frac{(ia\xi)^k}{k!} \right|^2 \widehat{G}(\xi) d\xi \\
 &= \sum_{q=m+1}^{2m} \left(\sum_{\substack{k+l=q \\ k \geq m+1}} \frac{(-1)^k}{k!l!} \right) (aD)^q G(0) + \sum_{k=m+1}^{2m} \frac{1}{k!} \left(\mathcal{R}_{2m+1} \left((-aD)^k G \right) \right) (0, a) + \\
 &+ \sum_{q=m+1}^{2m} \left(\sum_{\substack{k+l=q \\ k \geq m+1}} \frac{(-1)^l}{k!l!} \right) (aD)^q G(0) + \sum_{k=m+1}^{2m} \frac{1}{k!} \left(\mathcal{R}_{2m+1} \left((aD)^k G \right) \right) (0, -a) + \\
 &+ \sum_{q=m+1}^{2m} \left(\sum_{\substack{l+k=q \\ l, k \leq m}} \frac{(-1)^l}{k!l!} \right) (aD)^q G(0) + (\mathcal{R}_{2m+1} G)(a, -a) + (\mathcal{R}_{2m+1} G)(-a, a) \\
 &= \sum_{q=m+1}^{2m} \left(\sum_{\substack{k+l=q \\ k \geq m+1}} \frac{(-1)^k}{k!l!} \right) (aD)^q G(0) + \sum_{q=m+1}^{2m} \left(\sum_{\substack{k+l=q \\ k \geq m+1}} \frac{(-1)^l}{k!l!} \right) (aD)^q G(0) + \\
 &+ \sum_{q=m+1}^{2m} \left(\sum_{\substack{l+k=q \\ l, k \leq m}} \frac{(-1)^l}{k!l!} \right) (aD)^q G(0) + \\
 &+ \sum_{k=m+1}^{2m} \frac{1}{k!} \left(\mathcal{R}_{2m+1-k} \left((-aD)^k G \right) \right) (0, a) + \sum_{k=m+1}^{2m} \frac{1}{k!} \left(\mathcal{R}_{2m+1-k} \left((aD)^k G \right) \right) (0, -a) + \\
 &+ (\mathcal{R}_{2m+1} G)(a, -a) + (\mathcal{R}_{2m+1} G)(-a, a) \\
 &= \sum_{q=m+1}^{2m} \left(\sum_{\substack{k+l=q \\ k \geq m+1}} \frac{(-1)^k}{k!l!} + (-1)^q \sum_{\substack{k+l=q \\ k \geq m+1}} \frac{(-1)^k}{k!l!} + \sum_{\substack{l+k=q \\ l, k \leq m}} \frac{(-1)^l}{k!l!} \right) (aD)^q G(0) + (\mathcal{R}_{2m+1} G)(a),
 \end{aligned}$$

i.e.

$$\begin{aligned}
 & (2\pi)^{-\frac{d}{2}} \int \left| e^{ia\xi} - \sum_{k \leq m} \frac{(ia\xi)^k}{k!} \right|^2 \widehat{G}(\xi) d\xi \\
 &= \sum_{q=m+1}^{2m} \left(\sum_{\substack{k+l=q \\ k \geq m+1}} \frac{(-1)^k}{k!l!} + \sum_{\substack{k+l=q \\ k \geq m+1}} \frac{(-1)^l}{k!l!} + \sum_{\substack{k+l=q \\ k, l \leq m}} \frac{(-1)^l}{k!l!} \right) (aD)^q G(0) + \mathcal{R}_{2m+1} G(a), \tag{3.38}
 \end{aligned}$$

where $\mathcal{R}_{2m+1} G(a)$ was defined by 3.22 in the statement of part 4.

Using 3.31 we get for $m + 1 \leq q \leq 2m$,

$$\begin{aligned}
 \sum_{\substack{k+l=q \\ k \geq m+1}} \frac{(-1)^k}{k!l!} + \sum_{\substack{k+l=q \\ k \geq m+1}} \frac{(-1)^l}{k!l!} + \sum_{\substack{k+l=q \\ k, l \leq m}} \frac{(-1)^l}{k!l!} &= \sum_{\substack{k+l=q \\ l \geq m+1}} \frac{(-1)^l}{k!l!} + \sum_{\substack{k+l=q \\ k \geq m+1}} \frac{(-1)^l}{k!l!} + \sum_{\substack{k+l=q \\ k, l \leq m}} \frac{(-1)^l}{k!l!} \\
 &= \sum_{\substack{k+l=q \\ l \geq m+1}} \frac{(-1)^l}{k!l!} + \sum_{\substack{k+l=q \\ k \geq m+1}} \frac{(-1)^l}{k!l!} + \sum_{\substack{k+l=q \\ k, l \leq m}} \frac{(-1)^l}{k!l!} \\
 &= \sum_{k+l=q} \frac{(-1)^l}{k!l!} \\
 &= 0,
 \end{aligned}$$

so that 3.38 becomes

$$(2\pi)^{-\frac{d}{2}} \int \left| e^{ia\xi} - \sum_{k \leq m} \frac{(ia\xi)^k}{k!} \right|^2 \widehat{G}(\xi) d\xi = \mathcal{R}_{2m+1}G(a), \quad (3.39)$$

which combined with 3.18 yields

$$\begin{aligned}
 |(\mathcal{R}_{m+1}f)(x, a)| &\leq \left(\int \left| e^{ia\xi} - \sum_{k \leq m} \frac{(ia\xi)^k}{k!} \right|^2 \widehat{G}(\xi) d\xi \right)^{1/2} \|f\|_{w,0} \\
 &= (2\pi)^{\frac{d}{4}} \sqrt{\mathcal{R}_{2m+1}G(a)} \|f\|_{w,0},
 \end{aligned}$$

which proves 3.21.

Since $G \in C_B^{(2m)}$ and $(aD)^{2m+1}G \in L^1$, Lemma 170 implies that

$$\begin{aligned}
 &\sum_{k=m+1}^{2m} \frac{1}{k!} \left(\mathcal{R}_{2m+1-k} \left((-aD)^k G \right) \right) (0, a) \\
 &= \sum_{k=m+1}^{2m} \frac{1}{k!} \left(\frac{1}{(2m-k)!} \int_0^1 g_{2m-k}(s) \left((aD)^{2m+1-k} (-aD)^k G \right) (sa) ds \right) \\
 &= \sum_{k=m+1}^{2m} \frac{1}{k! (2m-k)!} \int_0^1 (-1)^k g_{2m-k}(s) \left((aD)^{2m+1} G \right) (sa) ds \\
 &= \int_0^1 \sum_{k=m+1}^{2m} \frac{(-1)^k (1-s)^{2m-k}}{k! (2m-k)!} \left((aD)^{2m+1} G \right) (sa) ds \\
 &= \int_0^1 \sum_{j=0}^{m-1} \frac{(-1)^j (1-s)^j}{j! (2m-j)!} \left((aD)^{2m+1} G \right) (sa) ds \\
 &= \int_0^1 \phi_{2m}(s) \left((aD)^{2m+1} G \right) (sa) ds, \quad (3.40)
 \end{aligned}$$

where

$$\phi_{2m}(s) := \begin{cases} 0, & m = 0, \\ \sum_{j=0}^{m-1} \frac{(-1)^j (1-s)^j}{j! (2m-j)!}, & m = 1, 2, 3, \dots, \end{cases} \quad (3.41)$$

and so $a \rightarrow -a$ yields

$$\begin{aligned} \sum_{k=m+1}^{2m} \frac{1}{k!} \left(\mathcal{R}_{2m+1-k} \left((aD)^k G \right) \right) (0, -a) &= \frac{1}{(2m)!} \int_0^1 \phi_{2m}(s) \left((-aD)^{2m+1} G \right) (-sa) ds \\ &= \frac{-1}{(2m)!} \int_0^1 \phi_{2m}(s) \left((aD)^{2m+1} G \right) (-sa) ds \\ &= \frac{1}{(2m)!} \int_0^1 \phi_{2m}(s) \left((aD)^{2m+1} \overline{G} \right) (sa) ds, \end{aligned}$$

which means that

$$\begin{aligned} \sum_{k=m+1}^{2m} \frac{1}{k!} \left\{ \left(\mathcal{R}_{2m+1} \left((-aD)^k G \right) \right) (0, a) + \mathcal{R}_{2m+1} \left((aD)^k G \right) (0, -a) \right\} \\ = \frac{1}{(2m)!} \int_0^1 \phi_{2m}(s) \left((aD)^{2m+1} G \right) (sa) ds + \frac{1}{(2m)!} \int_0^1 \phi_{2m}(s) \left((aD)^{2m+1} \overline{G} \right) (sa) ds \\ = \frac{2}{(2m)!} \int_0^1 \phi_{2m}(s) \left((aD)^{2m+1} \operatorname{Re} G \right) (sa) ds, \end{aligned} \quad (3.42)$$

Since $G \in C_B^{(2m)}$ and $(aD)^{2m+1} G \in L^1$, Lemma 170 again implies that

$$\begin{aligned} (\mathcal{R}_{2m+1} G)(a, -a) &= \frac{1}{(2m)!} \int_0^1 g_{2m}(s) \left((-aD)^{2m+1} G \right) (a - sa) ds \\ &= \frac{-1}{(2m)!} \int_0^1 g_{2m}(s) \left((aD)^{2m+1} G \right) ((1-s)a) ds \\ &= \frac{-1}{(2m)!} \int_0^1 (1-s)^{2m} \left((aD)^{2m+1} G \right) ((1-s)a) ds \\ &= \frac{1}{(2m)!} \int_1^0 t^{2m} \left((aD)^{2m+1} G \right) (ta) dt \\ &= \frac{-1}{(2m)!} \int_0^1 t^{2m} \left((aD)^{2m+1} G \right) (ta) dt, \end{aligned}$$

and so $a \rightarrow -a$ yields

$$\begin{aligned} (\mathcal{R}_{2m+1} G)(-a, a) &= \frac{-1}{(2m)!} \int_0^1 t^{2m} \left((-aD)^{2m+1} G \right) (-ta) dt \\ &= \frac{1}{(2m)!} \int_0^1 t^{2m} \left((aD)^{2m+1} G \right) (-ta) dt \\ &= \frac{-1}{(2m)!} \int_0^1 t^{2m} \left((aD_x)^{2m+1} (G(-x)) \right) (ta) dt \\ &= \frac{-1}{(2m)!} \int_0^1 t^{2m} \left((aD)^{2m+1} \overline{G} \right) (ta) dt, \end{aligned} \quad (3.43)$$

and hence

$$(\mathcal{R}_{2m+1} G)(a, -a) + (\mathcal{R}_{2m+1} G)(-a, a) = \frac{-2}{(2m)!} \int_0^1 t^{2m} \left((aD)^{2m+1} \operatorname{Re} G \right) (ta) dt. \quad (3.44)$$

Now 3.42, 3.44 substituted into 3.22 gives

$$\begin{aligned}
(\mathcal{R}_{2m+1}G)(a) &= \sum_{k=m+1}^{2m} \frac{1}{k!} \left\{ \left(\mathcal{R}_{2m+1-k} \left((-aD)^k G \right) \right) (0, a) + \left(\mathcal{R}_{2m+1-k} \left((aD)^k G \right) \right) (0, -a) \right\} + \\
&\quad + (\mathcal{R}_{2m+1}G)(a, -a) + (\mathcal{R}_{2m+1}G)(-a, a) \\
&= 2 \int_0^1 \phi_{2m}(s) \left((aD)^{2m+1} \operatorname{Re} G \right) (sa) ds - \frac{2}{(2m)!} \int_0^1 s^{2m} \left((aD)^{2m+1} \operatorname{Re} G \right) (sa) ds \\
&= 2 \int_0^1 \left(\sum_{j=0}^{m-1} \frac{(-1)^j (1-s)^j}{j! (2m-j)!} - \frac{s^{2m}}{(2m)!} \right) \left((aD)^{2m+1} \operatorname{Re} G \right) (sa) ds,
\end{aligned}$$

which is 3.23.

Part 5 We now calculate

$$\int_0^1 \left| \sum_{j=0}^{m-1} \frac{(-1)^j (1-s)^j}{j! (2m-j)!} - \frac{s^{2m}}{(2m)!} \right| ds.$$

Clearly

$$\sum_{j=0}^{m-1} \frac{(-1)^j (1-s)^j}{j! (2m-j)!} = \frac{1}{(2m)!} \sum_{j=0}^{m-1} \binom{2m}{j} (-1)^j (1-s)^j,$$

but

$$\begin{aligned}
\sum_{j=0}^{m-1} \binom{2m}{j} (-1)^j (1-s)^j &= \sum_{j=0}^{2m} \binom{2m}{j} (-1)^{2m-j} (1-s)^j - \sum_{j=m}^{2m} \binom{2m}{j} (-1)^{2m-j} (1-s)^j \\
&= (-1 + 1-s)^{2m} - \sum_{j=m}^{2m} \binom{2m}{j} (-1)^{2m-j} (1-s)^j \\
&= s^{2m} - \sum_{j=m}^{2m} \binom{2m}{j} (-1)^{2m-j} (1-s)^j \\
&= s^{2m} - \sum_{k=m}^0 \binom{2m}{2m-k} (-1)^k (1-s)^{2m-k} \\
&= s^{2m} - \sum_{k=0}^m \binom{2m}{k} (-1)^k (1-s)^{2m-k} \\
&= s^{2m} - (1-s)^m \sum_{k=0}^m \binom{2m}{k} (-1)^k (1-s)^{m-k} \\
&= s^{2m} - (1-s)^m \sum_{k=0}^m \binom{2m}{m-k} (-1)^{m-k} (1-s)^k \\
&= s^{2m} + (-1)^{m+1} (1-s)^m \sum_{k=0}^m \binom{2m}{m-k} (-1)^k (1-s)^k,
\end{aligned}$$

so that

$$\begin{aligned}
& \sum_{j=0}^{m-1} \frac{(-1)^j (1-s)^j}{j! (2m-j)!} - \frac{s^{2m}}{(2m)!} \\
&= \frac{1}{(2m)!} \sum_{j=0}^{m-1} \binom{2m}{j} (-1)^j (1-s)^j - \frac{s^{2m}}{(2m)!} \\
&= \frac{1}{(2m)!} \left(s^{2m} + (-1)^{m+1} (1-s)^m \sum_{k=0}^m \binom{2m}{m-k} (-1)^k (1-s)^k \right) - \frac{s^{2m}}{(2m)!} \\
&= \frac{(-1)^{m+1}}{(2m)!} (1-s)^m \sum_{k=0}^m \binom{2m}{m-k} (-1)^k (1-s)^k,
\end{aligned}$$

and hence

$$\begin{aligned}
\int_0^1 \left| \sum_{j=0}^{m-1} \frac{(-1)^j (1-s)^j}{j! (2m-j)!} - \frac{s^{2m}}{(2m)!} \right| ds &= \frac{1}{(2m)!} \int_0^1 (1-s)^m \sum_{k=0}^m \binom{2m}{m-k} (-1)^k (1-s)^k ds \\
&= \frac{1}{(2m)!} \int_0^1 t^m \sum_{k=0}^m \binom{2m}{m-k} (-1)^k t^k dt.
\end{aligned}$$

We consider two cases: m odd and m even.

Case m is odd Regarding the integrand:

$$\begin{aligned}
& t^m \sum_{k=0}^m \binom{2m}{m-k} (-1)^k t^k \\
&= t^m \left(\binom{2m}{m} - \binom{2m}{m-1} t + \binom{2m}{m-2} t^2 - \binom{2m}{m-3} t^3 + \dots + \binom{2m}{1} t^{m-1} - \binom{2m}{0} t^m \right) \\
&= t^m \left(\left\{ \binom{2m}{m} - \binom{2m}{m-1} t \right\} + \left\{ \binom{2m}{m-2} t^2 - \binom{2m}{m-3} t^3 \right\} + \dots + \left\{ \binom{2m}{1} t^{m-1} - \binom{2m}{0} t^m \right\} \right) \\
&= \left\{ \binom{2m}{m} t^m - \binom{2m}{m-1} t^{m+1} \right\} + \left\{ \binom{2m}{m-2} t^{m+2} - \binom{2m}{m-3} t^{m+3} \right\} + \dots + \left\{ \binom{2m}{1} t^{2m-1} - \binom{2m}{0} t^{2m} \right\} \\
&\geq 0,
\end{aligned}$$

since $0 \leq t \leq 1$ implies this expression is the sum of m non-negative terms. Further

$$\begin{aligned}
 & \frac{1}{(2m)!} \int_0^1 t^m \sum_{k=0}^m \binom{2m}{m-k} (-1)^k t^k ds \\
 &= \frac{1}{(2m)!} \left(\left\{ \binom{2m}{m} \frac{1}{m+1} - \binom{2m}{m-1} \frac{1}{m+2} \right\} + \left\{ \binom{2m}{m-2} \frac{1}{m+3} - \binom{2m}{m-3} \frac{1}{m+4} \right\} + \dots \right) \\
 & \quad + \left\{ \binom{2m}{1} \frac{1}{2m} - \binom{2m}{0} \frac{1}{2m+1} \right\} \\
 &= \left\{ \frac{1}{m!m!} \frac{1}{m+1} - \frac{1}{(m-1)!(m+1)!} \frac{1}{m+2} \right\} + \\
 & \quad + \left\{ \frac{1}{(m-2)!(m+2)!} \frac{1}{m+3} - \frac{1}{(m+1)!(m+3)!} \frac{1}{m+4} \right\} + \dots \\
 & \quad + \left\{ \frac{1}{1!(2m-1)!} \frac{1}{2m} - \frac{1}{0!(2m)!} \frac{1}{2m+1} \right\} \\
 &= \left\{ \frac{1}{m!(m+1)!} - \frac{1}{(m-1)!(m+2)!} \right\} + \left\{ \frac{1}{(m-2)!(m+3)!} - \frac{1}{(m-3)!(m+4)!} \right\} + \dots \\
 & \quad + \left\{ \frac{1}{1!(2m)!} - \frac{1}{0!(2m+1)!} \right\} \\
 &= \frac{1}{(2m+1)!} \left(\left\{ \binom{2m+1}{m} - \binom{2m+1}{m-1} \right\} + \left\{ \binom{2m+1}{m-2} - \binom{2m+1}{m-3} \right\} + \dots + \left\{ \binom{2m+1}{1} - \binom{2m+1}{0} \right\} \right) \\
 &= \frac{1}{(2m+1)!} \left(\left\{ \binom{2m}{m} + \binom{2m}{m-1} \right\} - \left\{ \binom{2m}{m-1} + \binom{2m}{m-2} \right\} + \left\{ \binom{2m}{m-2} + \binom{2m}{m-3} \right\} - \dots \right) \\
 & \quad + \left\{ \binom{2m}{1} + \binom{2m}{0} \right\} - \binom{2m}{0} \\
 &= \frac{1}{(2m+1)!} \binom{2m}{m},
 \end{aligned}$$

which means that when m is odd:

$$\begin{aligned}
 \frac{1}{(2m)!} \int_0^1 \left| \sum_{j=0}^{m-1} \frac{(-1)^j (1-s)^j}{j!(2m-j)!} - \frac{s^{2m}}{(2m)!} \right| ds &= \frac{1}{(2m+1)!} \binom{2m}{m} \\
 &= \frac{1}{(2m+1)(m!)^2}.
 \end{aligned}$$

Case m is even

$$\begin{aligned}
 & t^m \sum_{k=0}^m \binom{2m}{m-k} (-1)^k t^k \\
 &= t^m \left(\binom{2m}{m} - \binom{2m}{m-1} t + \binom{2m}{m-2} t^2 - \binom{2m}{m-3} t^3 + \dots - \binom{2m}{1} t^{m-1} + \binom{2m}{0} t^m \right) \\
 &= t^m \left(\left\{ \binom{2m}{m} - \binom{2m}{m-1} t \right\} + \left\{ \binom{2m}{m-2} t^2 - \binom{2m}{m-3} t^3 \right\} + \dots \right) \\
 & \quad + \left\{ \binom{2m}{2} t^{m-2} - \binom{2m}{1} t^{m-1} \right\} + \binom{2m}{0} t^m \\
 &= \left\{ \binom{2m}{m} t^m - \binom{2m}{m-1} t^{m+1} \right\} + \left\{ \binom{2m}{m-2} t^{m+2} - \binom{2m}{m-3} t^{m+3} \right\} + \dots \\
 & \quad + \left\{ \binom{2m}{2} t^{2m-2} - \binom{2m}{1} t^{2m-1} \right\} + \binom{2m}{0} t^{2m} \\
 &\geq 0,
 \end{aligned}$$

since $0 \leq t \leq 1$ implies this expression is the sum of $m + 1$ non-negative terms. Further

$$\begin{aligned}
 & \frac{1}{(2m)!} \int_0^1 t^m \sum_{k=0}^m \binom{2m}{m-k} (-1)^k t^k ds \\
 &= \frac{1}{(2m)!} \left(\left\{ \binom{2m}{m} \frac{1}{m+1} - \binom{2m}{m-1} \frac{1}{m+2} \right\} + \left\{ \binom{2m}{m-2} \frac{1}{m+3} - \binom{2m}{m-3} \frac{1}{m+4} \right\} + \dots \right) \\
 & \quad + \left\{ \binom{2m}{2} \frac{1}{2m-1} - \binom{2m}{1} \frac{1}{2m} \right\} + \binom{2m}{0} \frac{1}{2m+1} \\
 &= \left\{ \frac{1}{m!m!} \frac{1}{m+1} - \frac{1}{(m-1)!(m+1)!} \frac{1}{m+2} \right\} + \\
 & \quad + \left\{ \frac{1}{(m-2)!(m+2)!} \frac{1}{m+3} - \frac{1}{(m+1)!(m+3)!} \frac{1}{m+4} \right\} + \dots \\
 & \quad + \left\{ \frac{1}{2!(2m-2)!} \frac{1}{2m-1} - \frac{1}{1!(2m-1)!} \frac{1}{2m} \right\} + \frac{1}{0!(2m)!} \frac{1}{2m+1} \\
 &= \left\{ \frac{1}{m!(m+1)!} - \frac{1}{(m-1)!(m+2)!} \right\} + \left\{ \frac{1}{(m-2)!(m+3)!} - \frac{1}{(m-3)!(m+4)!} \right\} + \dots \\
 & \quad + \left\{ \frac{1}{2!(2m-1)!} - \frac{1}{1!(2m)!} \right\} + \frac{1}{0!(2m+1)!} \\
 &= \frac{1}{(2m+1)!} \left(\binom{2m+1}{m} - \binom{2m+1}{m-1} + \binom{2m+1}{m-2} - \binom{2m+1}{m-3} + \dots + \binom{2m+1}{2} - \binom{2m+1}{1} + \binom{2m+1}{0} \right) \\
 &= \frac{1}{(2m+1)!} \left(\left\{ \binom{2m}{m} + \binom{2m}{m-1} \right\} - \left\{ \binom{2m-1}{m-1} + \binom{2m-1}{m-2} \right\} + \left\{ \binom{2m-2}{m-2} + \binom{2m-2}{m-3} \right\} - \dots \right) \\
 & \quad - \left\{ \binom{2m}{1} + \binom{2m}{0} \right\} - \binom{2m}{0} \\
 &= \frac{1}{(2m+1)!} \binom{2m}{m},
 \end{aligned}$$

which means that when m is even:

$$\begin{aligned}
 \frac{1}{(2m)!} \int_0^1 \left| \sum_{j=0}^{m-1} \frac{(-1)^j (1-s)^j}{j!(2m-j)!} - \frac{s^{2m}}{(2m)!} \right| ds &= \frac{1}{(2m+1)!} \binom{2m}{m} \\
 &= \frac{1}{(2m+1)(m!)^2}.
 \end{aligned}$$

■

Corollary 176 *If $H = \text{Re } G$ and $f \in X_w^0$ then*

$$\begin{aligned}
 |(\mathcal{R}_{m+1}f)(x, a)| &\leq \left(\int \left| e^{ia\xi} - \sum_{k=0}^m \frac{(ia\xi)^k}{k!} \right|^2 \widehat{H}(\xi) d\xi \right)^{1/2} \|f\|_{w,0} \\
 &= (2\pi)^{\frac{d}{4}} \left(2H(0) - 2 \sum_{k=0}^m \frac{(-1)^k}{k!} (aD)^k H(a) + \right. \\
 & \quad \left. + \sum_{j,k \leq m; j+k > m} \frac{(-1)^j}{j!k!} ((aD)^{j+k} H)(0) \right)^{\frac{1}{2}} \|f\|_{w,0}, \tag{3.45}
 \end{aligned}$$

for all $x, a \in \mathbb{R}^d$.

Proof. Regarding part 2 of Theorem 175 set

$$f(a) = \int \left| e^{ia\xi} - \sum_{k=0}^m \frac{(ia\xi)^k}{k!} \right|^2 \widehat{G}(\xi) d\xi,$$

so that

$$\begin{aligned}
 f(-a) &= \int \left| e^{-ia\xi} - \sum_{k=0}^m \frac{(-ia\xi)^k}{k!} \right|^2 \widehat{G}(\xi) d\xi = \int \left| e^{ia\eta} - \sum_{k=0}^m \frac{(ia\eta)^k}{k!} \right|^2 \widehat{G}(-\eta) d\eta \\
 &= \int \left| e^{ia\eta} - \sum_{k=0}^m \frac{(ia\eta)^k}{k!} \right|^2 \widehat{G(-x)}(\eta) d\eta \\
 &= \int \left| e^{ia\eta} - \sum_{k=0}^m \frac{(ia\eta)^k}{k!} \right|^2 \widehat{G}(\eta) d\eta.
 \end{aligned}$$

Hence

$$\int \left| e^{ia\xi} - \sum_{k=0}^m \frac{(ia\xi)^k}{k!} \right|^2 \widehat{\operatorname{Im} G}(\xi) d\xi = 0, \quad (3.46)$$

and

$$\int \left| e^{ia\xi} - \sum_{k=0}^m \frac{(ia\xi)^k}{k!} \right|^2 \widehat{G}(\xi) d\xi = \int \left| e^{ia\xi} - \sum_{k=0}^m \frac{(ia\xi)^k}{k!} \right|^2 \widehat{\operatorname{Re} G}(\xi) d\xi. \quad (3.47)$$

From Theorem 51 we know that, as distributions,

$$\left((aD)^k G \right) (-\cdot) = (-1)^k (aD)^k \overline{G} = (-aD)^k \overline{G}, \quad k \geq 0, \quad a \in \mathbb{R}^d.$$

Also $\operatorname{Re} D^\alpha G$ is an even distribution when $|\alpha|$ is even and an odd distribution when $|\alpha|$ is odd. Consequently

$$\begin{aligned}
 &\sum_{k \leq m} \frac{1}{k!} \left((aD)^k G \right) (-a) + \sum_{k=0}^m \frac{1}{k!} (-aD)^k G(a) \\
 &= \sum_{k=0}^m \frac{(-1)^k}{k!} \left((aD)^k \overline{G} \right) (a) + \sum_{k=0}^m \frac{(-1)^k}{k!} (aD)^k G(a) \\
 &= 2 \sum_{k=0}^m \frac{(-1)^k}{k!} (aD)^k \operatorname{Re} G(a)
 \end{aligned}$$

and inequalities 3.18 and 3.19 become

$$\begin{aligned}
 |(\mathcal{R}_{m+1}f)(x, a)| &\leq \left(\int \left| e^{ia\xi} - \sum_{k=0}^m \frac{(ia\xi)^k}{k!} \right|^2 \widehat{\operatorname{Re} G}(\xi) d\xi \right)^{1/2} \|f\|_{w,0} \\
 &= (2\pi)^{\frac{d}{4}} \left(2G(0) - 2 \operatorname{Re} \sum_{k=0}^m \frac{(-1)^k}{k!} (aD)^k G(a) + \right. \\
 &\quad \left. + \sum_{\substack{j,k \leq m \\ j+k > m}} \frac{(-1)^j}{j!k!} \left((aD)^{j+k} G \right) (0) \right)^{\frac{1}{2}} \|f\|_{w,0} \\
 &= \operatorname{Re} (2\pi)^{\frac{d}{4}} \left(2G(0) - 2 \operatorname{Re} \sum_{k=0}^m \frac{(-1)^k}{k!} (aD)^k G(a) + \right. \\
 &\quad \left. + \sum_{\substack{j,k \leq m \\ j+k > m}} \frac{(-1)^j}{j!k!} \left((aD)^{j+k} G \right) (0) \right)^{\frac{1}{2}} \|f\|_{w,0} \\
 &= (2\pi)^{\frac{d}{4}} \left(2 \operatorname{Re} G(0) - 2 \sum_{k=0}^m \frac{(-1)^k}{k!} (aD)^k \operatorname{Re} G(a) + \right. \\
 &\quad \left. + \sum_{\substack{j,k \leq m \\ j+k > m}} \frac{(-1)^j}{j!k!} \left((aD)^{j+k} \operatorname{Re} G \right) (0) \right)^{\frac{1}{2}} \|f\|_{w,0},
 \end{aligned}$$

i.e. if $H = \operatorname{Re} G$ then

$$\begin{aligned}
 |(\mathcal{R}_{m+1}f)(x, a)| &\leq \left(\int \left| e^{ia\xi} - \sum_{k=0}^m \frac{(ia\xi)^k}{k!} \right|^2 \widehat{H}(\xi) d\xi \right)^{\frac{1}{2}} \|f\|_{w,0} \\
 &= (2\pi)^{\frac{d}{4}} \left(2H(0) - 2 \sum_{k=0}^m \frac{(-1)^k}{k!} (aD)^k H(a) + \right. \\
 &\quad \left. + \sum_{j,k \leq m, j+k > m} \frac{(-1)^j}{j!k!} \left((aD)^{j+k} H \right) (0) \right)^{\frac{1}{2}} \|f\|_{w,0}.
 \end{aligned}$$

■

We now want to obtain some upper bounds for $\mathcal{R}_{2m+1}(a)$ given by 3.22.

Corollary 177 *Regarding the remainder \mathcal{R}_{2m+1} of part 4 of Theorem 175:*

1. If $\left\| (\widehat{a}D)^{2m+1} G(x) \right\|_{\infty, B_r} < \infty$ then

$$\mathcal{R}_{2m+1}G(a) \leq \frac{1}{(2m+1)(m!)^2} \left\| (\widehat{c}D)^{2m+1} G \right\|_{\infty, B_r} |a|^{2m+1}, \quad |a| \leq r.$$

2. If $\max_{|\alpha|=2m+1} \|D^\alpha G\|_{\infty, B_r} < \infty$ then

$$\mathcal{R}_{2m+1}G(a) \leq \binom{2m}{m} \left(\sum_{|\beta|=2m+1} \frac{1}{\beta!} \|D^\beta G\|_{\infty, B_r} \right) |a|^{2m+1}, \quad |a| \leq r,$$

and

$$\mathcal{R}_{2m+1}G(a) \leq \frac{d^{m+1/2}}{(2m+1)(m!)^2} \left(\max_{|\beta|=2m+1} \|D^\beta G\|_{\infty, B_r} \right) |a|^{2m+1}, \quad |a| \leq r.$$

Proof. Part 1 From 3.23 and 3.24, if $\hat{x} := x/|x|$ and $|a| \leq r$,

$$\begin{aligned} \mathcal{R}_{2m+1}G(a) &= 2 \int_0^1 \left(\sum_{j=0}^{m-1} \frac{(-1)^j (1-s)^j}{j!(2m-j)!} - \frac{s^{2m}}{(2m)!} \right) \left((aD)^{2m+1} \operatorname{Re} G \right) (sa) ds \\ &\leq 2 \left(\int_0^1 \left| \sum_{j=0}^{m-1} \frac{(-1)^j (1-s)^j}{j!(2m-j)!} - \frac{s^{2m}}{(2m)!} \right| ds \right) \max_{s \in [0,1]} \left| (aD)^{2m+1} \operatorname{Re} G(sa) \right| \\ &\leq \frac{1}{(2m+1)(m!)^2} \max_{s \in [0,1]} \left| (aD)^{2m+1} \operatorname{Re} G(sa) \right| \\ &= \frac{1}{(2m+1)(m!)^2} \max_{s \in [0,1]} \left| (\hat{a}D)^{2m+1} \operatorname{Re} G(sa) \right| |a|^{2m+1} \\ &= \frac{1}{(2m+1)(m!)^2} \max_{s \in [0,1]} \left| (\hat{s}aD)^{2m+1} \operatorname{Re} G(sa) \right| |a|^{2m+1} \\ &\leq \frac{1}{(2m+1)(m!)^2} \left\| (\hat{\cdot}D)^{2m+1} \operatorname{Re} G \right\|_{\infty, B_r} |a|^{2m+1}. \end{aligned}$$

Part 2 Using the expansion A.2 we get

$$\begin{aligned} \frac{1}{(2m+1)!} \left| (\hat{\cdot}D)^{2m+1} G(x) \right| &= \left| \sum_{|\beta|=2m+1} \frac{\hat{x}^\beta}{\beta!} D^\beta G(x) \right| \leq \sum_{|\beta|=2m+1} \frac{|\hat{x}^\beta|}{\beta!} |D^\beta G(x)| \\ &\leq \sum_{|\beta|=2m+1} \frac{1}{\beta!} |D^\beta G(x)|, \end{aligned}$$

so that

$$\begin{aligned} \mathcal{R}_{2m+1}G(a) &\leq \frac{\binom{2m}{m}}{(2m+1)!} \left\| (\hat{\cdot}D)^{2m+1} \operatorname{Re} G \right\|_{\infty, B_r} |a|^{2m+1} \\ &\leq \binom{2m}{m} \left(\sum_{|\beta|=2m+1} \frac{1}{\beta!} \|D^\beta G\|_{\infty, B_r} \right) |a|^{2m+1}. \end{aligned}$$

Further,

$$\begin{aligned} \sum_{|\beta|=2m+1} \frac{1}{\beta!} \|D^\beta G\|_{\infty, B_r} &\leq \left(\sum_{|\beta|=2m+1} \frac{1}{\beta!} \right) \max_{|\beta|=2m+1} \|D^\beta G\|_{\infty, B_r} \\ &= \left(\sum_{|\beta|=2m+1} \frac{\mathbf{1}^{2\beta}}{\beta!} \right) \max_{|\beta|=2m+1} \|D^\beta G\|_{\infty, B_r} \\ &= \frac{|\mathbf{1}|^{2m+1}}{(2m+1)!} \max_{|\beta|=2m+1} \|D^\beta G\|_{\infty, B_r} \\ &= \frac{d^{m+1/2}}{(2m+1)!} \max_{|\beta|=2m+1} \|D^\beta G\|_{\infty, B_r}, \end{aligned}$$

and hence

$$\begin{aligned} \mathcal{R}_{2m+1}G(a) &\leq \frac{\binom{2m}{m}}{(2m+1)!} d^{m+1/2} \left(\max_{|\beta|=2m+1} \|D^\beta G\|_{\infty, B_r} \right) |a|^{2m+1} \\ &= \frac{d^{m+1/2}}{(2m+1)(m!)^2} \left(\max_{|\beta|=2m+1} \|D^\beta G\|_{\infty, B_r} \right) |a|^{2m+1}. \end{aligned}$$

■
 The weight function assumptions used to obtain part 4 of Theorem 175 imply (Corollary 56) that the basis function satisfies $G \in C_B^{(\lfloor 2\kappa \rfloor)} \subset C_B^{(2m)}$ if $m \leq \kappa < m + 1/2$ and $G \in C_B^{(\lfloor 2\kappa \rfloor)} \subset C_B^{(2m+1)}$ if $m + 1/2 \leq \kappa < m + 1$. If $m + 1/2 \leq \kappa < m + 1$ then $G \in C_B^{(2m+1)}$ means the additional assumptions of the next corollary are satisfied. However, part 1 of Theorem 175 implies that $|a|$ has the power κ which may be greater than $m + \frac{1}{2}$ obtained in the next corollary.

Corollary 178 *Let $(\mathcal{R}_{m+1}f)(x, a)$ be the remainder of part 4 of Theorem 175.*

1. If $\|(\hat{\cdot}D)^{2m+1}G\|_{\infty, B_r} < \infty$ for some $0 < r \leq \infty$ then

$$|(\mathcal{R}_{m+1}f)(x, a)| \leq \frac{(2\pi)^{\frac{d}{4}}}{\sqrt{2m+1}m!} \|(\hat{\cdot}D)^{2m+1}G\|_{\infty, B_r}^{\frac{1}{2}} \|f\|_{w,0} |a|^{m+\frac{1}{2}}, \quad |a| \leq r, \quad x \in \mathbb{R}^d.$$

2. If $\max_{|\beta|=2m+1} \|D^\beta G\|_{\infty, B_r} < \infty$ for some $0 < r \leq \infty$ then

$$|(\mathcal{R}_{m+1}f)(x, a)| \leq (2\pi)^{\frac{d}{4}} \binom{2m}{m}^{\frac{1}{2}} \left(\sum_{|\beta|=2m+1} \frac{\|D^\beta G\|_{\infty, B_r}}{\beta!} \right)^{\frac{1}{2}} \|f\|_{w,0} |a|^{m+\frac{1}{2}}, \quad |a| \leq r, \quad x \in \mathbb{R}^d,$$

and

$$|\mathcal{R}_{2m+1}(a)| \leq (2\pi)^{\frac{d}{4}} \frac{\sqrt{d^{m+\frac{1}{2}}}}{\sqrt{2m+1}m!} \left(\max_{|\beta|=2m+1} \|D^\beta G\|_{\infty, B_r} \right)^{\frac{1}{2}} \|f\|_{w,0} |a|^{m+\frac{1}{2}}, \quad |a| \leq r, \quad x \in \mathbb{R}^d.$$

3. If $m + 1/2 \leq \kappa < m + 1$ then $G \in C_B^{(2m+1)}$ and

$$|(\mathcal{R}_{m+1}f)(x, a)| \leq (2\pi)^{\frac{d}{4}} \binom{2m}{m}^{\frac{1}{2}} \left(\sum_{|\beta|=2m+1} \frac{\|D^\beta G\|_{\infty, B_r}}{\beta!} \right)^{\frac{1}{2}} \|f\|_{w,0} |a|^{m+\frac{1}{2}}, \quad a, x \in \mathbb{R}^d,$$

and

$$|\mathcal{R}_{2m+1}(a)| \leq (2\pi)^{\frac{d}{4}} \frac{\sqrt{d^{m+\frac{1}{2}}}}{\sqrt{2m+1}m!} \left(\max_{|\beta|=2m+1} \|D^\beta G\|_{\infty, B_r} \right)^{\frac{1}{2}} \|f\|_{w,0} |a|^{m+\frac{1}{2}}, \quad a, x \in \mathbb{R}^d.$$

Proof. Parts 1 and 2 Substitute the estimates for $\mathcal{R}_{2m+1}(a)$ derived in Corollary 177 into the estimate 3.21:

$$|(\mathcal{R}_{m+1}f)(x, a)| \leq (2\pi)^{\frac{d}{4}} \sqrt{\mathcal{R}_{2m+1}G(a)} \|f\|_{w,0}, \quad x, a \in \mathbb{R}^d.$$

Part 3 From Corollary 56, $G \in C_B^{(\lfloor 2\kappa \rfloor)} \subset C_B^{(2m+1)}$ so the additional assumptions of parts 1 and 2 are both satisfied for $r = \infty$. ■

3.3 Remainder estimates for data functions: radial weight function case

The radial weight functions were introduced in Subsection 1.2.5 and the following result is a radial function application of parts 1 and 4 of Theorem 175 when the weight function has property W02.

Theorem 179 Basic radial remainder estimates *Suppose the radial weight function w has property W02 for κ and that \hat{w} is defined by 1.11 when $d \geq 2$ and $\hat{w} = w$ when $d = 1$. From Lemma 8, \hat{w} has property W02 for κ . Set $\hat{G} = 1/\hat{w}$ and $m = \lfloor \kappa \rfloor$.*

1. Then if $f \in X_w^0$ the estimate of part 1 of Theorem 175 becomes:

$$|(\mathcal{R}_{m+1}f)(x, a)| \leq \frac{c_m}{m!} \left(2 \int_0^\infty \frac{|s|^{2\kappa} ds}{\overset{\circ}{w}(s)} \right)^{1/2} \|f\|_{w,0} |a|^\kappa, \quad x, a \in \mathbb{R}^d, \quad m = 0, 1, 2, \dots, \quad (3.48)$$

where c_m is given by 3.6.

2. If $\hat{a} = a/|a|$ and $(\hat{\cdot}Df)(a) = \hat{a}_1 D_1 + \dots + \hat{a}_d D_d$ then

$$\begin{aligned} (\hat{\cdot}D)(|a|) &= 1, \\ (\hat{\cdot}D)g(|a|) &= g'(|a|), \\ G(a) &= (2\pi)^{-\frac{(d-1)}{2}} \overset{\circ}{G}(|a|), \\ (\hat{\cdot}D\overset{\circ}{G})(|a|) &= D\overset{\circ}{G}(|a|). \end{aligned}$$

3. Regarding part 4 of Theorem 175: if $\left\| D^{2m+1}\overset{\circ}{G} \right\|_{\infty, B_r} < \infty$ for some $r > 0$ then

$$|(\mathcal{R}_{m+1}f)(x, a)| \leq \frac{(2\pi)^{\frac{1}{4}}}{\sqrt{2m+1}m!} \left\| D^{2m+1}\overset{\circ}{G} \right\|_{\infty, B_r}^{\frac{1}{2}} \|f\|_{w,0} |a|^{m+\frac{1}{2}}, \quad |a| \leq r, \quad x \in \mathbb{R}^d.$$

Proof. Part 1 Since the weight function is radial, when $d > 1$ we can apply Lemma 8 with $u(s) = |s|^{2\kappa}$ to the estimate 3.17 of Theorem 175. In fact

$$\int_{\mathbb{R}^d} \frac{u(\hat{x}\xi)}{w(\xi)} d\xi = \int_{\mathbb{R}^1} \frac{u(s)}{\overset{\circ}{w}(s)} ds = \int_0^\infty \frac{u(s) + u(-s)}{\overset{\circ}{w}(s)} ds = 2 \int_0^\infty \frac{|s|^{2\kappa}}{\overset{\circ}{w}(s)} ds,$$

so 3.17 becomes

$$|(\mathcal{R}_{m+1}f)(x, a)| \leq \frac{c_m}{m!} \left(2 \int_0^\infty \frac{|s|^{2\kappa}}{\overset{\circ}{w}(s)} ds \right)^{1/2} \|f\|_{w,0} |a|^\kappa, \quad x, a \in \mathbb{R}^d.$$

Part 2 We have

$$(\hat{\cdot}D)(|a|) = \sum \hat{a}_i D_i |a| = \sum \hat{a}_i a_i |a|^{-1} = \sum \hat{a}_i \hat{a}_i = 1,$$

and

$$(\hat{\cdot}D)g(|a|) = \sum \hat{a}_i D_i g(|a|) = \sum \hat{a}_i g'(|a|) D_i |a| = \sum \hat{a}_i g'(|a|) a_i |a|^{-1} = g'(|a|).$$

From Theorem 58, $G(a) = (2\pi)^{-\frac{d}{2}} \int_{\mathbb{R}^1} \frac{e^{i|a|s}}{\overset{\circ}{w}(s)} ds$ so that

$$G(a) = (2\pi)^{-\frac{d}{2}} \int_{\mathbb{R}^1} \frac{e^{i|a|s}}{\overset{\circ}{w}(s)} ds = (2\pi)^{-\frac{d}{2}+\frac{1}{2}} (2\pi)^{-\frac{1}{2}} \int_{\mathbb{R}^1} e^{i|a|t} \overset{\circ}{G}(t) dt = (2\pi)^{-\frac{(d-1)}{2}} \overset{\circ}{G}(|a|).$$

and the other two equations follow from the standard identities

$$\left(a D \overset{\circ}{G} \right) (|a|) = |a| D \overset{\circ}{G} (|a|).$$

Part 3 From part 4 of Theorem 175,

$$|(\mathcal{R}_{m+1}f)(x, a)| \leq (2\pi)^{\frac{d}{4}} \sqrt{\mathcal{R}_{2m+1}G(a)} \|f\|_{w,0},$$

and from part 1 Corollary 177,

$$\mathcal{R}_{2m+1}G(a) \leq \frac{1}{(2m+1)(m!)^2} \left\| (\widehat{D})^{2m+1} G \right\|_{\infty, B_r} |a|^{2m+1}, \quad |a| \leq r, \quad x \in \mathbb{R}^d,$$

but from part 2

$$(\widehat{D})^{2m+1} G(x) = (2\pi)^{-\frac{(d-1)}{2}} (\widehat{D})^{2m+1} \left(\overset{\circ}{G}(|x|) \right) = (2\pi)^{-\frac{(d-1)}{2}} \left(D^{2m+1} \overset{\circ}{G} \right) (|x|),$$

so that

$$\begin{aligned} |(\mathcal{R}_{m+1}f)(x, a)| &\leq (2\pi)^{\frac{d}{4}} (\mathcal{R}_{2m+1}(a))^{\frac{1}{2}} \|f\|_{w,0} \\ &\leq \frac{(2\pi)^{\frac{d}{4}}}{\sqrt{2m+1}m!} \left\| (\widehat{D})^{2m+1} G \right\|_{\infty, B_r}^{\frac{1}{2}} \|f\|_{w,0} |a|^{m+\frac{1}{2}} \\ &= \frac{(2\pi)^{\frac{d}{4}}}{\sqrt{2m+1}m!} \left\| (2\pi)^{-\frac{(d-1)}{2}} \left(D^{2m+1} \overset{\circ}{G} \right) (\cdot) \right\|_{\infty, B_r}^{\frac{1}{2}} \|f\|_{w,0} |a|^{m+\frac{1}{2}} \\ &= \frac{(2\pi)^{\frac{d}{4}}}{\sqrt{2m+1}m!} \left\| D^{2m+1} \overset{\circ}{G} \right\|_{\infty, B_r}^{\frac{1}{2}} \|f\|_{w,0} |a|^{m+\frac{1}{2}}. \end{aligned}$$

■

3.4 Remainder estimates for data functions: tensor product weight function case

In this section we use part 2 of Corollary 178 to estimate the remainder $|(\mathcal{R}_{m+1}f)(x, a)|$ in terms of bounds on the derivatives of the univariate basis function G_1 . To do this we need to impose a bound on $D^{2m+1}G_1$ near zero. It is natural to use the weight function property W03 and the fact that if a weight function has property W03 for smoothness parameter κ then it has property W02 smoothness parameter $\underline{\kappa}$.

Theorem 180 Data function remainder estimates: tensor product weight function *Suppose the tensor product weight function $w(x) = w_1(x_1)w_1(x_2)\dots w_1(x_d)$ has property W03 for κ . Set $m = \lfloor \underline{\kappa} \rfloor$. Suppose $G(x) = G_1(x_1)\dots G_1(x_d)$ is the corresponding tensor product basis function. Then $G \in C_B^{(\lfloor 2\kappa \rfloor)}(\mathbb{R}^d) \subset C_B^{(2m)}(\mathbb{R}^d)$ and $G_1 \in C_B^{(2m)}(\mathbb{R}^1)$.*

Now suppose *in addition* we assume that $\|D^{2m+1}G_1\|_{\infty, B_r} < \infty$ for some $r > 0$.

Then for all $f \in X_w^0$:

$$|(\mathcal{R}_{m+1}f)(x, a)| \leq (2\pi)^{\frac{d}{4}} \binom{2m}{m}^{\frac{1}{2}} \left(\sum_{j \leq 2m+1} \frac{\|D^j G_1\|_{\infty, B_r}}{j!} \right)^{\frac{d}{2}} \|f\|_{w,0} |a|^{m+\frac{1}{2}}, \quad |a| \leq r, \quad x \in \mathbb{R}^d, \quad (3.49)$$

and

$$|(\mathcal{R}_{m+1}f)(x, a)| \leq \frac{(2\pi)^{\frac{d}{4}} \sqrt{d^{m+\frac{1}{2}}}}{\sqrt{2m+1}m!} \left(\max_{j \leq 2m+1} \|D^j G_1\|_{\infty, B_r} \right)^{\frac{d}{2}} \|f\|_{w,0} |a|^{m+\frac{1}{2}}, \quad |a| \leq r, \quad x \in \mathbb{R}^d. \quad (3.50)$$

Proof. Since $G \in C_B^{(\lfloor 2\kappa \rfloor)}(\mathbb{R}^d)$ we have $G \in C_B^{(2m)}(\mathbb{R}^d)$ and so $\|D^\beta G\|_{\infty, B_r} < \infty$ when $\beta \leq (2m+1)\mathbf{1}$. Hence $\|D^\beta G\|_{\infty, B_r} < \infty$ when $|\beta| = 2m+1$ and thus from part 2 of Corollary 178 we have the two estimates

$$|(\mathcal{R}_{m+1}f)(x, a)| \leq (2\pi)^{\frac{d}{4}} \binom{2m}{m}^{\frac{1}{2}} \left(\sum_{|\beta|=2m+1} \frac{\|D^\beta G\|_{\infty, B_r}}{\beta!} \right)^{\frac{1}{2}} \|f\|_{w,0} |a|^{m+\frac{1}{2}}, \quad (3.51)$$

and

$$|(\mathcal{R}_{m+1}f)(x, a)| \leq (2\pi)^{\frac{d}{4}} \frac{\sqrt{d^{m+\frac{1}{2}}}}{\sqrt{2m+1}m!} \left(\max_{|\beta|=2m+1} \|D^\beta G\|_{\infty, B_r} \right)^{\frac{1}{2}} \|f\|_{w,0} |a|^{m+\frac{1}{2}}, \quad (3.52)$$

which are valid for $|a| \leq r$ and $x \in \mathbb{R}^d$. Now

$$\begin{aligned} \|D^\beta G\|_{\infty, B_r} &= \left\| D_1^{\beta_1} G_1 D_2^{\beta_2} G_1 \dots D_d^{\beta_d} G_1 \right\|_{\infty, B_r} \\ &\leq \|D^{\beta_1} G_1\|_{\infty, B_r} \|D^{\beta_2} G_1\|_{\infty, B_r} \dots \|D^{\beta_d} G_1\|_{\infty, B_r}, \end{aligned}$$

so that (note the first inequality)

$$\begin{aligned} &\sum_{|\beta|=2m+1} \frac{1}{\beta!} \|D^\beta G\|_{\infty, B_r} \\ &\leq \sum_{\beta \leq (2m+1)\mathbf{1}} \frac{1}{\beta!} \|D^\beta G\|_{\infty, B_r} \\ &\leq \sum_{\beta \leq (2m+1)\mathbf{1}} \frac{1}{\beta_1!} \|D^{\beta_1} G_1\|_{\infty, B_r} \frac{1}{\beta_2!} \|D^{\beta_2} G_1\|_{\infty, B_r} \dots \frac{1}{\beta_d!} \|D^{\beta_d} G_1\|_{\infty, B_r} \\ &= \sum_{\beta_1 \leq 2m+1} \frac{1}{\beta_1!} \|D^{\beta_1} G_1\|_{\infty, B_r} \sum_{\beta_2 \leq 2m+1} \frac{1}{\beta_2!} \|D^{\beta_2} G_1\|_{\infty, B_r} \dots \sum_{\beta_d \leq 2m+1} \frac{1}{\beta_d!} \|D^{\beta_d} G_1\|_{\infty, B_r} \\ &= \left(\sum_{j \leq 2m+1} \frac{1}{j!} \|D^j G_1\|_{\infty, B_r} \right)^d, \end{aligned}$$

and substitution into 3.51 gives 3.49:

$$|(\mathcal{R}_{m+1}f)(x, a)| \leq (2\pi)^{\frac{d}{4}} \binom{2m}{m}^{\frac{1}{2}} \left(\sum_{j \leq 2m+1} \frac{1}{j!} \|D^j G_1\|_{\infty, B_r} \right)^{\frac{d}{2}} \|f\|_{w,0} |a|^{m+\frac{1}{2}}.$$

Regarding 3.52:

$$\begin{aligned} &\max_{|\beta|=2m+1} \|D^\beta G\|_{\infty, B_r} \\ &\leq \max_{\beta \leq (2m+1)\mathbf{1}} \|D^\beta G\|_{\infty, B_r} \\ &\leq \max_{\beta \leq (2m+1)\mathbf{1}} \|D^{\beta_1} G_1\|_{\infty, B_r} \|D^{\beta_2} G_1\|_{\infty, B_r} \dots \|D^{\beta_d} G_1\|_{\infty, B_r} \\ &= \max_{\beta_d \leq 2m+1} \dots \max_{\beta_2 \leq 2m+1} \max_{\beta_1 \leq 2m+1} \|D^{\beta_1} G_1\|_{\infty, B_r} \|D^{\beta_2} G_1\|_{\infty, B_r} \dots \|D^{\beta_d} G_1\|_{\infty, B_r} \\ &= \left(\max_{j \leq 2m+1} \|D^j G_1\|_{\infty, B_r} \right) \left(\max_{j \leq 2m+1} \|D^j G_1\|_{\infty, B_r} \right) \dots \left(\max_{j \leq 2m+1} \|D^j G_1\|_{\infty, B_r} \right) \\ &= \left(\max_{j \leq 2m+1} \|D^j G_1\|_{\infty, B_r} \right)^d, \end{aligned}$$

and substitution into 3.52 gives 3.50. ■

The next results show that well-known reproducing kernel/Riesz representer techniques can be used to globally bound the derivatives $\{D^k G_1\}_{k=1}^{2m}$ in terms of $\{D^k G_1(0)\}_{k=1}^{2m}$.

Lemma 181 *Suppose w_1 is a 1-dimensional weight function with smoothness parameter κ and the basis function G_1 is real-valued. Set $m = \lfloor \kappa \rfloor$. Then for $k \leq 2m$ and $x \in \mathbb{R}^1$,*

$$|D^k G_1(x)| \leq \begin{cases} (-1)^{(k+1)/2} (D^{k+1} G_1(0)) |x|, & k \text{ odd,} \\ (-1)^{k/2} D^k G_1(0), & k \text{ even.} \end{cases} \quad (3.53)$$

Proof. From Corollary 56, $G_1 \in C_B^{(\lfloor 2\kappa \rfloor)}(\mathbb{R}^1) \subset C_B^{(2m)}(\mathbb{R}^1)$ and from part 2 of Corollary 83,

so when k is even

$$|D^k G_1(x)| \leq (-1)^{k/2} D^k G_1(0), \quad k \text{ even}, \quad k \leq 2\kappa, \quad (3.54)$$

and since $\lfloor 2\kappa \rfloor \leq 2m + 1$ it follows that $k \leq 2m$.

When k is odd

 $k \leq 2m - 1$, $k + 1 \leq 2m$ and so $D^{k+1} G_1 \in C_B^{(0)}(\mathbb{R}^1)$. Hence by the mean value theorem there exists a function $t: \mathbb{R}^1 \rightarrow (0, 1)$ such that

$$D^k G_1(x) = D^k G_1(0) + x (D^{k+1} G_1)(t(x)x).$$

But G is even so $D^k G_1(0) = 0$ which means that $D^k G_1(x) = (D^{k+1} G_1)(t(x)x) x$ and by 3.54,

$$|D^k G_1(x)| \leq (-1)^{(k+1)/2} (D^{k+1} G_1(0)) |x|, \quad k \text{ odd}, \quad k \leq 2\kappa.$$

■

Using Lemma 181 we now calculate upper bounds for the terms in Theorem 180 which involve the derivatives of the one dimensional basis function of order at most $2m$.

Theorem 182 *Suppose w is a 1-dimensional weight function with smoothness parameter κ and real basis function G_1 . Set $m = \lfloor \kappa \rfloor$. Then regarding 3.50,*

$$\max_{j=0}^{2m} \|D^j G_1\|_{\infty, B_r} \leq \max \left\{ r \max_{k=1}^m |D^{2k} G_1(0)|, \max_{k=0}^m |D^{2k} G_1(0)| \right\},$$

and regarding 3.49,

$$\sum_{j=0}^{2m} \frac{1}{j!} \|D^j G_1\|_{\infty, B_r} \leq G_1(0) + \sum_{k=1}^m (-1)^k \left(\frac{1}{(2k)!} + \frac{r}{(2k-1)!} \right) D^{2k} G_1(0).$$

Proof. Since G_1 is real, G_1 is even and so $D^j G_1(0) = 0$ when $j = 1, 3, 5, \dots, 2m - 1$. Thus using Lemma 181 we get

$$\begin{aligned} \max_{j=0}^{2m} \|D^j G_1\|_{\infty, B_r} &= \max \left\{ \max_{\substack{j=1 \\ j \text{ odd}}}^{2m-1} \|D^j G_1\|_{\infty, B_r}, \max_{\substack{j=0 \\ j \text{ even}}}^{2m} \|D^j G_1\|_{\infty, B_r} \right\} \\ &= \max \left\{ \max_{k=0}^{m-1} \|D^{2k+1} G_1\|_{\infty, B_r}, \max_{k=0}^m \|D^{2k} G_1\|_{\infty, B_r} \right\} \\ &\leq \max \left\{ \max_{k=0}^{m-1} |D^{2k+2} G_1(0)| r, \max_{k=0}^m |D^{2k} G_1(0)| \right\} \\ &= \max \left\{ r \max_{k=1}^m |D^{2k} G_1(0)|, \max_{k=0}^m |D^{2k} G_1(0)| \right\}, \end{aligned}$$

and

$$\begin{aligned}
 & \sum_{j=0}^{2m} \frac{\|D^j G_1\|_{\infty, B_r}}{j!} \\
 & \leq \sum_{\substack{j=0 \\ j \text{ even}}}^{2m} \frac{1}{j!} \|D^j G_1\|_{\infty, B_r} + \sum_{\substack{j=1 \\ j \text{ odd}}}^{2m-1} \frac{1}{j!} \|D^j G_1\|_{\infty, B_r} \\
 & = \sum_{k=0}^m \frac{1}{(2k)!} \|D^{2k} G_1\|_{\infty, B_r} + \sum_{k=0}^{m-1} \frac{1}{(2k+1)!} \|D^{2k+1} G_1\|_{\infty, B_r} \\
 & \leq \sum_{k=0}^m \frac{(-1)^k}{(2k)!} D^{2k} G_1(0) + r \sum_{k=0}^{m-1} \frac{(-1)^{k+1}}{(2k+1)!} D^{2k+2} G_1(0) \\
 & = \sum_{k=0}^m \frac{(-1)^k}{(2k)!} D^{2k} G_1(0) + r \sum_{k=1}^m \frac{(-1)^k}{(2k-1)!} D^{2k} G_1(0) \\
 & = G_1(0) + \sum_{k=1}^m (-1)^k \left(\frac{1}{(2k)!} + \frac{r}{(2k-1)!} \right) D^{2k} G_1(0).
 \end{aligned}$$

■

3.5 Interpolation error: $w \in W02$ for $\kappa < 1$ or $w \in W03$ for $\underline{\kappa} < 1$

This section improves on the interpolation error results of Section 2.6 of the previous chapter. We want to estimate the data function remainder $(\mathcal{R}_{m+1}f)(x, a)$ so that the unisolvency data assumption is not required to remove the polynomial terms of the Taylor series. This implies $m = 0$ and we will use the remainder estimates of parts 1 and 4 of Theorem 175.

The remainder estimates of Theorem 104 motivate the form of the estimate 3.55 in the next theorem. This result is our main interpolation convergence estimate for the case when the weight function has property W02 for $\kappa < 1$ or W03 for $\underline{\kappa} < 1$. Whereas in Section 2.6 we had two interpolant convergence estimates i.e. Theorems 114 and 104, here we need only one.

The results are summarized in Table 3.1.

Theorem 183 Interpolant convergence for $\{w \in W02 : \kappa < 1\}$ Suppose $w \in W02$ for some $\kappa < 1$. Suppose all the independent data sets X are contained in a closed bounded infinite set K .

Assume that for some $s \geq 0$ and constants $c_w, h_w > 0$ the Taylor series data function remainder estimate

$$|f(x+a) - f(x)| \leq c_w \|f\|_{w,0} |a|^s, \quad |a| < h_w, \quad x \in K, \quad (3.55)$$

is valid for all $f \in X_w^0$.

Let \mathcal{I}_X be the minimal norm interpolant mapping for the independent data set X . Then for any data function $f \in X_w^0$ it follows that

$$|f(x) - \mathcal{I}_X f(x)| \leq c_w \sqrt{(f - \mathcal{I}_X f, f)_{w,0}} (h_{X,K})^s \leq c_w \|f\|_{w,0} (h_{X,K})^s, \quad x \in K, \quad (3.56)$$

when $h_{X,K} = \sup_{x \in K} \text{dist}(x, X) < h_w$ i.e. the order of convergence is at least s .

Further, for all data and any data function $f \in X_w^0$ we have

$$|f(x) - \mathcal{I}_X f(x)| \leq c_w \sqrt{(f - \mathcal{I}_X f, f)_{w,0}} (\text{diam } K)^s, \quad x \in K. \quad (3.57)$$

Proof. From Theorem 103, $\sqrt{(f - \mathcal{I}_X f, f)_{w,0}} \leq \|f\|_{w,0}$. Now fix $x \in K$ and let $X = \{x^{(j)}\}_{j=1}^N \subset K$ be an independent data set. Using the fact that $\mathcal{I}_X f$ interpolates f on X we can use 3.55 to obtain

$$\begin{aligned}
 |f(x) - \mathcal{I}_X f(x)| & = \left| (f - \mathcal{I}_X f)(x) - (f - \mathcal{I}_X f)(x^{(j)}) \right| \leq c_w \|f - \mathcal{I}_X f\|_{w,0} \left| x - x^{(j)} \right|^s \\
 & = c_w (f - \mathcal{I}_X f, f)_{w,0} \left| x - x^{(j)} \right|^s,
 \end{aligned}$$

because $\max_j |x - x^{(j)}| \leq \sup_{x \in K} \text{dist}(x, X) < h_w$. Note that the last step used the fact that \mathcal{I}_X is a self-adjoint projection. Then, since $\text{dist}(x, X) < h_w$, we can apply the upper bound 2.21 and obtain

$$|f(x) - \mathcal{I}_X f(x)| \leq \sqrt{c_w} \sqrt{(f - \mathcal{I}_X f, f)_{w,0}} |x - x^{(j)}|^s,$$

for all j and so

$$\begin{aligned} |f(x) - \mathcal{I}_X f(x)| &\leq c_w \sqrt{(f - \mathcal{I}_X f, f)_{w,0}} (\text{dist}(x, X))^s \\ &\leq c_w \sqrt{(f - \mathcal{I}_X f, f)_{w,0}} \left(\sup_{x \in K} \text{dist}(x, X) \right)^s \\ &= c_w \sqrt{(f - \mathcal{I}_X f, f)_{w,0}} (h_{X,K})^s, \end{aligned}$$

where the last step used inequalities 2.12. Since $\sqrt{(f - \mathcal{I}_X f, f)_{w,0}} \leq \|f\|_{w,0}$ the order of convergence is at least s . Finally, since $h_{X,K} \leq \text{diam } K$, 3.57 follows directly from 3.56. ■

Remark 184 *The remainder estimate 3.17 implies that the order of the interpolant convergence s is at least κ .*

Example 185 Sobolev splines *From Example 190, $w(\xi) = (1 + |\xi|^2)^v$ has property W01 for empty \mathcal{A} and property W02 for κ iff $0 \leq \kappa < v - d/2$. Here we assume that $\kappa < 1$ so $m = 0$ and $0 < v - d/2 \leq 1$. Comparison of 3.55 with 3.48 yields:*

$$c_w = 2\sqrt{2} \left(\int_0^\infty \frac{r^{2\kappa}}{\overset{\circ}{w}(r)} dr \right)^{1/2}, \quad h_w = \infty, \quad s = \kappa < v - d/2, \quad (3.58)$$

and the integral can be calculated using 3.78 below.

Example 186 Extended B-splines with parameter $\mathbf{n} = \mathbf{1}$ *From Theorem 66, and the weight function has property W03 for $\kappa < (n - 1/2)\mathbf{1}$ and hence property W02 for $\underline{\kappa} < (n - 1/2)$. Hence when $n = 1$, $\kappa < 1/2$ and $m = \lfloor \underline{\kappa} \rfloor = 0$. From part 1 of Theorem 175 and 3.55 the order of convergence is at least $\underline{\kappa}$ which is less than the previous convergence estimates of 1/2 e.g. Type 1 estimates of Table 2.1 and Theorem 104.*

However, from part 3 of Theorem 175,

$$|(\mathcal{R}_1 f)(x, a)| \leq (2\pi)^{\frac{d}{4}} \sqrt{2} (G(0) - G(a))^{\frac{1}{2}} \|f\|_{w,0}, \quad x, a \in \mathbb{R}^d,$$

and from Theorem 87,

$$|G(x) - G(y)| \leq \sqrt{d} G_1(0)^{d-1} \|DG_1\|_\infty |x - y|, \quad x, y \in \mathbb{R}^d,$$

so that

$$\begin{aligned} |(\mathcal{R}_1 f)(x, a)| &\leq (2\pi)^{\frac{d}{4}} \sqrt{2} \left(\sqrt{d} G_1(0)^{d-1} \|DG_1\|_\infty |a| \right)^{\frac{1}{2}} \|f\|_{w,0} \\ &= \left(2(2\pi)^{\frac{d}{2}} \sqrt{d} G_1(0)^{d-1} \|DG_1\|_\infty \right)^{\frac{1}{2}} \|f\|_{w,0} |a|^{1/2}, \end{aligned}$$

i.e. the order of convergence is 1/2, and comparison with 3.55 yields:

$$c_w = \left(2(2\pi)^{\frac{d}{2}} \sqrt{d} G_1(0)^{d-1} \|DG_1\|_\infty \right)^{\frac{1}{2}}, \quad h_w = \infty, \quad s = 1/2. \quad (3.59)$$

3.5.1 Examples: summary table

3.5.2 Local estimates

In Theorem 183 we derived error estimates for all $f \in X_w^0$. This result can be improved using the localization results of Section 2.9 which comes, however, at the price of the hard-to-calculate constant $\|E\|$:

Interpolant error: $w \in W02$ for $\kappa < 1$ or $w \in W03$ for $\underline{\kappa} < 1$ Technique: tempered distribution Taylor series.				
Weight function	Parameter constraints	Converg. order s	c_w	h_w
Sobolev spline ($v > d/2$)	$v - \frac{d}{2} \leq 1$	$s < v - \frac{d}{2}$	eq. 3.58	∞
Extended B-spline	$n = 1$	$s = 1/2$	eq. 3.59	∞

TABLE 3.1.

Theorem 187 *Suppose the weight function w and the data region Ω satisfy the localization conditions of Corollary 165. Suppose also that w satisfies the convergence conditions of Theorem 183 for $K = \overline{\Omega}$ and s .*

Then $X_w^0(\Omega) = W^1(\Omega)$ as sets and

$$|u(x) - \mathcal{I}_X u(x)| \leq c_w \|E\| \|u\|_{W^1(\Omega)} (h_{X,\Omega})^s, \quad x \in \Omega, \quad u \in W^1(\Omega), \quad (3.60)$$

where $\|E\|$ is the norm of the linear extension operator $E : W^1(\Omega) \rightarrow X_w^0$ used in Theorem 163.

Proof. Theorem 183 implies

$$|f(x) - \mathcal{I}_X f(x)| \leq c_w \|f\|_{w,0} (h_{X,\overline{\Omega}})^s, \quad x \in \Omega, \quad f \in X_w^0.$$

But from Theorem 163 the extension operator $E : W^1(\Omega) \rightarrow X_w^0$ is continuous so that if $u \in W^1(\Omega)$,

$$\begin{aligned} |u(x) - \mathcal{I}_X u(x)| &= |Eu(x) - \mathcal{I}_X Eu(x)| \leq c_w \|Eu\|_{w,0} (h_{X,\Omega})^s \\ &\leq c_w \|E\| \|u\|_{W^1(\Omega)} (h_{X,\Omega})^s. \end{aligned}$$

■

3.6 Interpolant error: $w \in W02$ for $\kappa \geq 1$ or $w \in W03$ for $\underline{\kappa} \geq 1$

3.6.1 Interpolation error

The pointwise convergence estimates of this section will be obtained by modifying those of Subsection 2.7 which used multipoint Taylor series expansions and Lagrange interpolation using minimal unisolvent sets of independent data points. Here we will use the remainder estimates of Theorem 179 and apply them to the Sobolev splines and extended B-splines to obtain improved convergence rates. Recall that the operator \mathcal{Q} was introduced in Definition 122.

Lemma 188 *Suppose $A = \{a_k\}_{k=1}^M$ is a minimal unisolvent set of order $m \geq 1$ and $f \in X_w^0$. Then*

$$\mathcal{Q}f(x) = - \sum_{k=1}^M (\mathcal{R}_m f)(x, a_k - x) l_k(x),$$

and we have the upper bound

$$|\mathcal{Q}f(x)| \leq \left(\sum_{k=1}^M |l_k(x)| \right) \max_{k=1}^M |(\mathcal{R}_m f)(x, a_k - x)|, \quad x \in \mathbb{R}^d,$$

where $\mathcal{R}_m f$ is the Taylor series remainder.

Proof. From Definition 122 of \mathcal{P} and \mathcal{Q}

$$\mathcal{Q}f(x) = f(x) - \mathcal{P}f(x) = f(x) - \sum_{k=1}^M f(a_k) l_k(x) = f(x) - \sum_{k=1}^M f(x + (a_k - x)) l_k(x).$$

Using the Taylor series expansion formula with remainder we have for each k

$$f(x + (a_k - x)) = \sum_{|\beta| < m} \frac{D^\beta f(x)}{\beta!} (a_k - x)^\beta + (\mathcal{R}_m f)(x, a_k - x),$$

so that

$$\begin{aligned} \sum_{k=1}^M f(x + (a_k - x)) l_k(x) &= \sum_{k=1}^M \left(\sum_{|\beta| < m} \frac{D^\beta f(x)}{\beta!} (a_k - x)^\beta + (\mathcal{R}_m f)(x, a_k - x) \right) l_k(x) \\ &= \sum_{k=1}^M \sum_{|\beta| < m} \frac{D^\beta f(x)}{\beta!} (a_k - x)^\beta l_k(x) + \sum_{k=1}^M (\mathcal{R}_m f)(x, a_k - x) l_k(x). \end{aligned}$$

But by part 1 of Theorem 123 the operator \mathcal{P} preserves polynomials of degree $< m$. Hence

$$\begin{aligned} \sum_{k=1}^M \sum_{|\beta| < m} \frac{D^\beta f(x)}{\beta!} (a_k - x)^\beta l_k(x) &= \sum_{|\beta| < m} \frac{D^\beta f(x)}{\beta!} \mathcal{P}_y \left((y - x)^\beta \right) (y = x) \\ &= \sum_{|\beta| < m} \frac{D^\beta f(x)}{\beta!} \left((y - x)^\beta \right) (y = x) \\ &= f(x), \end{aligned}$$

leaving us with

$$\sum_{k=1}^M f(x + (a_k - x)) l_k(x) = f(x) + \sum_{k=1}^M (\mathcal{R}_m f)(x, a_k - x) l_k(x),$$

and

$$\mathcal{Q}f(x) = - \sum_{k=1}^M (\mathcal{R}_m f)(x, a_k - x) l_k(x),$$

so that

$$|\mathcal{Q}f(x)| \leq \left(\sum_{k=1}^M |l_k(x)| \right) \max_{k=1}^M |(\mathcal{R}_m f)(x, a_k - x)|,$$

as required. ■

The next theorem is our main convergence result. This result corresponds to Theorem 127.

Theorem 189 Interpolant convergence using minimal unisolvent data sets.

Let w be a weight function with property W02 for some $\kappa \geq 1$ and let G be the corresponding basis function. Set $m = \lfloor \kappa \rfloor$ so that $m \geq 1$.

Suppose $\mathcal{I}_X f$ is the minimal norm interpolant of the data function $f \in X_w^0$ on the independent data set X contained in the data region Ω . We use the notation and assumptions of Lemma 125 which means assuming that X is m -unisolvent and Ω is a bounded region whose boundary satisfies the cone condition.

Now suppose there exists $\theta \geq 0$ and constants $h_w, c_w > 0$ such that the Taylor series remainder of Section A.8 satisfies the estimate

$$|(\mathcal{R}_m f)(x, a)| \leq c_w \|f\|_{w,0} |a|^{m+\theta}, \quad x \in \Omega, \quad |a| \leq h_w, \tag{3.61}$$

for all $f \in X_w^0$.

Then there exists $h_{\Omega,m} > 0$ such that for $x \in \Omega$:

$$\begin{aligned} |f(x) - \mathcal{I}_X f(x)| &\leq (c_{\Omega,m})^{m+\theta} K'_{\Omega,m} c_w \sqrt{(f - \mathcal{I}_X f, f)_{w,0}} (h_{X,\Omega})^{m+\theta} \\ &\leq (c_{\Omega,m})^{m+\theta} K'_{\Omega,m} c_w \|f\|_{w,0} (h_{X,\Omega})^{m+\theta}, \end{aligned} \tag{3.62}$$

when $h_{X,\Omega} = \sup_{\omega \in \Omega} \text{dist}(\omega, X) < \min\{h_{\Omega,m}, h_w\}$ i.e. the order of convergence is at least $m + \theta$.

Further, for all data sets we have the upper bound

$$|f(x) - \mathcal{I}_X f(x)| \leq K'_{\Omega,m} c_w \sqrt{(f - \mathcal{I}_X f, f)_{w,0}} (\text{diam } \Omega)^{m+\theta}, \quad x \in \bar{\Omega}. \tag{3.63}$$

The constants $c_{\Omega,m}, K'_{\Omega,m}$ and $h_{\Omega,m}$ only depend on Ω, m and d .

Proof. The set X is unisolvent so from Definition 119 it must have a minimal unisolvent subset, say $A = \{a_k\}_{k=1}^M$, which we use to define the Lagrangian operators \mathcal{P} and $\mathcal{Q} = I - \mathcal{P}$ of Definition 122. Now suppose $\max_{k=1}^M |a_k - x| \leq c_{\Omega, m} h_{X, \Omega}$. Since f is a data function, $f(x) - \mathcal{I}_X f(x) = \mathcal{Q}(f - \mathcal{I}_X f)(x)$ and by estimating $|\mathcal{Q}(f - \mathcal{I}_X f)(x)|$ using Lemma 188 we get the sequence of estimates

$$\begin{aligned} |f(x) - \mathcal{I}_X f(x)| &\leq \left(\sum_{k=1}^M |l_k(x)| \right) \max_{k=1}^M |(\mathcal{R}_m(f - \mathcal{I}_X f))(x, a_k - x)| \\ &\leq c_w \left(\sum_{k=1}^M |l_k(x)| \right) \|f - \mathcal{I}_X f\|_{w,0} \max_{k=1}^M |a_k - x|^{m+\theta} \\ &= c_w \left(\sum_{k=1}^M |l_k(x)| \right) \|f - \mathcal{I}_X f\|_{w,0} \left(\max_{k=1}^M |a_k - x| \right)^{m+\theta}. \end{aligned} \quad (3.64)$$

To estimate the last two factors on the right side of the last inequality we will need the previous Lagrangian Lemma 125. In the notation of this lemma, if $h_{X, \Omega} = \sup_{\omega \in \Omega} \text{dist}(\omega, X) < h_{\Omega, m}$ then for a given x there exists a

minimal unisolvent set $A = \{a_k\}_{k=1}^M$ such that $\text{diam}(A \cup \{x\}) \leq c_{\Omega, \kappa} h_{X, \Omega}$ and $\sum_{k=1}^M |l_k(x)| \leq K'_{\Omega, m}$.

Thus $|a_k - x| \leq c_{\Omega, m} h_{X, \Omega}$ and

$$|f(x) - \mathcal{I}_X f(x)| \leq c_w K'_{\Omega, m} \|f - \mathcal{I}_X f\|_{w,0} (c_{\Omega, m} h_{X, \Omega})^{m+\theta} = k_G \|f - \mathcal{I}_X f\|_{w,0} (h_{X, \Omega})^{m+\theta},$$

and because $\|f - \mathcal{I}_X f\|_{w,0}^2 = (f - \mathcal{I}_X f, f)_{w,0}$ we obtain

$$|f(x) - \mathcal{I}_X f(x)| \leq k_G \sqrt{(f - \mathcal{I}_X f, f)_{w,0}} (h_{X, \Omega})^{m+\theta}, \quad x \in \Omega, \quad (3.65)$$

which is almost the required inequality. The extension of the last inequality to $x \in \overline{\Omega}$ is an easy consequence of the fact that f and $\mathcal{I}_X f$ are continuous on \mathbb{R}^d . The second inequality of 3.62 now follows directly from 2.12 and so the order of convergence of the minimal norm interpolant is at least $m = \lfloor \kappa \rfloor$.

To prove 3.63 we start with 3.64 and write directly

$$\begin{aligned} |f(x) - \mathcal{I}_X f(x)| &\leq c_w K'_{\Omega, m} \|f - \mathcal{I}_X f\|_{w,0} (\text{diam } \Omega)^{m+\theta} \\ &= c_w K'_{\Omega, m} \sqrt{(f - \mathcal{I}_X f, f)_{w,0}} (\text{diam } \Omega)^{m+\theta}. \end{aligned}$$

■

3.6.2 Examples

Example 190 Sobolev splines The radial Sobolev spline weight functions were introduced in Subsection 1.2.5. From 1.19 the Sobolev weight functions are

$$w(\xi) = \left(1 + |\xi|^2\right)^v, \quad v > d/2, \quad (3.66)$$

and w has property $W01$ for empty \mathcal{A} and property $W02$ for κ iff $0 \leq \kappa < v - d/2$. We have assumed that $\kappa \geq 1$ so $v - d/2 > 1$ and

$$m = \lfloor \kappa \rfloor = \begin{cases} v - d/2 - 1, & \text{if } v - d/2 \text{ is an integer,} \\ \lfloor v - d/2 \rfloor, & \text{otherwise.} \end{cases} \quad (3.67)$$

We will use the radial remainder estimate 3.48 i.e.

$$|(\mathcal{R}_{m+1} f)(x, a)| \leq \frac{2 + \frac{1}{m+1}}{m!} \left(2 \int_0^\infty \frac{s^{2\kappa}}{\overset{\circ}{w}(s)} ds \right)^{1/2} \|f\|_{w,0} |a|^\kappa, \quad a, x \in \mathbb{R}^d.$$

Comparison with 3.61 yields:

$$c_w = \frac{2 + \frac{1}{m+1}}{m!} \left(2 \int_0^\infty \frac{s^{2\kappa}}{\overset{\circ}{w}(s)} ds \right)^{1/2}, \quad h_w = \infty, \quad \theta = \kappa - m, \quad (3.68)$$

where the constant $\int_0^\infty \frac{s^{2\kappa}}{\overset{\circ}{w}(s)} ds$ is given below by 3.78. We now show how to calculate $\int_0^\infty \frac{s^{2\kappa}}{\overset{\circ}{w}(s)} ds$, starting with the case $d = 1$:

Case 1 $d = 1$ Here $\overset{\circ}{w} = w$. Now the beta function B and the gamma function Γ satisfy

$$\begin{aligned} \int_0^{\pi/2} \sin^{2p} \theta \cos^{2q} \theta d\theta &= \frac{1}{2} B\left(p + \frac{1}{2}, q + \frac{1}{2}\right) \\ &= \frac{1}{2} \frac{\Gamma\left(p + \frac{1}{2}\right) \Gamma\left(q + \frac{1}{2}\right)}{\Gamma(p + q + 1)}, \quad p, q > -\frac{1}{2}, \end{aligned} \quad (3.69)$$

and we now show that

$$\int_0^\infty \frac{s^{2\kappa} ds}{(1 + s^2)^v} = \frac{1}{2} B\left(\kappa + \frac{1}{2}, v - \kappa - \frac{1}{2}\right), \quad v > \kappa + \frac{1}{2} > -\frac{1}{2}. \quad (3.70)$$

In fact, the change of variables

$$s = \tan \theta, \quad ds = \sec^2 \theta d\theta, \quad 1 + s^2 = \sec^2 \theta, \quad (3.71)$$

yields

$$\begin{aligned} \int_0^\infty \frac{s^{2\kappa} ds}{(1 + s^2)^v} &= \int_0^{\pi/2} \tan^{2\kappa} \theta \cos^{2v} \theta \sec^2 \theta d\theta = \int_0^{\pi/2} \sin^{2\kappa} \theta \cos^{2v-2\kappa-2} \theta d\theta \\ &= \frac{1}{2} B\left(\kappa + \frac{1}{2}, v - \kappa - \frac{1}{2}\right), \end{aligned}$$

and so

$$\int_0^\infty \frac{s^{2\kappa}}{\overset{\circ}{w}(s)} ds = \frac{1}{2} B\left(\kappa + \frac{1}{2}, v - \kappa - \frac{1}{2}\right). \quad (3.72)$$

Now suppose $d \geq 2$ Here 3.48 is the relevant estimate and we need to calculate $\int_0^\infty \frac{s^{2\kappa}}{\overset{\circ}{w}(s)} ds$ where $\overset{\circ}{w}$ is defined by 1.11 i.e.

$$\frac{1}{\overset{\circ}{w}(s)} = 2^{d-1} \int_{\xi' \geq 0} \frac{d\xi'}{w(s, \xi')} = 2^{d-1} \int_{\xi' \geq 0} \frac{d\xi'}{(1 + s^2 + |\xi'|^2)^v},$$

and the change of variables $\xi' = (1 + s^2)^{\frac{1}{2}} \eta'$ implies $d\xi' = (1 + s^2)^{\frac{d-1}{2}} d\eta'$ so that

$$\frac{1}{\overset{\circ}{w}(s)} = \frac{\lambda_v}{(1 + s^2)^{v - \frac{d}{2} + \frac{1}{2}}}, \quad \lambda_v = 2^{d-1} \int_{\xi' \geq 0} \frac{d\eta'}{(1 + |\eta'|^2)^v}. \quad (3.73)$$

and

$$\int_0^\infty \frac{s^{2\kappa}}{\overset{\circ}{w}(s)} ds = \lambda_v \int_0^\infty \frac{s^{2\kappa}}{(1 + s^2)^{v - \frac{d}{2} + \frac{1}{2}}} ds. \quad (3.74)$$

This means that

$$\int_0^\infty \frac{s^{2\kappa}}{\overset{\circ}{w}(s)} ds = \lambda_v \int_0^\infty \frac{s^{2\kappa}}{(1 + s^2)^{v - \frac{d}{2} + \frac{1}{2}}} ds = \frac{1}{2} \lambda_v B\left(\kappa + \frac{1}{2}, v - \kappa - \frac{d}{2}\right). \quad (3.75)$$

The next step is to calculate λ_v . The two cases are $d = 2$ and $d \geq 3$:

Case 2 $d = 2$ Here $v > 1$ and from 3.73 and 3.70

$$\lambda_v = 2 \int_0^\infty \frac{ds}{(1 + s^2)^v} = \frac{1}{2} B\left(\frac{1}{2}, v - \frac{1}{2}\right),$$

and

$$\int_0^\infty \frac{s^{2\kappa}}{\overset{\circ}{w}(s)} ds = \frac{1}{4} B\left(\frac{1}{2}, v - \frac{1}{2}\right) B\left(\kappa + \frac{1}{2}, v - \kappa - 1\right), \quad d = 2. \quad (3.76)$$

Case 3 $d \geq 3$ Note first that $v > 3/2$. To calculate λ_v we use a spherical polar change of variables e.g. Section 5.43 Adams [4]: $\eta' = (r, \phi) = (r, \phi_1, \dots, \phi_{d-2})$, $r \geq 0$, $0 \leq \phi_j \leq \frac{\pi}{2} \mathbf{1}$, which has volume element

$$d\eta' = r^{d-2} \prod_{j=1}^{d-2} \sin^{j-1} \phi_j dr d\phi,$$

where $d\phi = d\phi_1 \dots d\phi_{d-2}$. Thus

$$\begin{aligned} \lambda_v &= 2^{d-1} \int_{\eta' \geq 0} \frac{d\eta'}{(1 + |\eta'|^2)^v} = 2^{d-1} \int_0^{\frac{\pi}{2} \mathbf{1}} \int_0^\infty \frac{r^{d-2} \prod_{j=1}^{d-2} \sin^{j-1} \phi_j dr d\phi}{(1 + r^2)^v} \\ &= 2^{d-1} \int_0^\infty \frac{r^{d-2}}{(1 + r^2)^v} dr \prod_{j=1}^{d-2} \int_0^{\frac{\pi}{2}} \sin^{j-1} \phi_j d\phi_j, \end{aligned}$$

and by 3.69

$$\int_0^\infty \frac{r^{d-2}}{(1 + r^2)^v} dr = \frac{1}{2} B\left(\frac{d-1}{2}, v - \frac{d-1}{2}\right),$$

so that

$$\begin{aligned} \lambda_v &= 2^{d-1} \frac{1}{2} B\left(\frac{d-1}{2}, v - \frac{d-1}{2}\right) \prod_{j=1}^{d-2} \int_0^{\frac{\pi}{2}} \sin^{j-1} \phi_j d\phi_j \\ &= 2^{d-2} B\left(\frac{d-1}{2}, v - \frac{d-1}{2}\right) \prod_{j=1}^{d-2} \frac{1}{2} \frac{\Gamma(\frac{1}{2}) \Gamma(\frac{j}{2})}{\Gamma(\frac{j+1}{2})} \\ &= \frac{\Gamma(\frac{1}{2})^{d-1}}{\Gamma(\frac{d-1}{2})} B\left(\frac{d-1}{2}, v - \frac{d-1}{2}\right), \end{aligned}$$

and from 3.75

$$\begin{aligned} \int_0^\infty \frac{s^{2\kappa}}{\overset{\circ}{w}(s)} ds &= \frac{1}{2} \lambda_v B\left(\kappa + \frac{1}{2}, v - \kappa - \frac{d}{2}\right) \\ &= \frac{\Gamma(\frac{1}{2})^{d-1}}{\Gamma(\frac{d-1}{2})} B\left(\frac{d-1}{2}, v - \frac{d-1}{2}\right) B\left(\kappa + \frac{1}{2}, v - \kappa - \frac{d}{2}\right), \quad d \geq 3. \end{aligned} \quad (3.77)$$

We now have our three estimates 3.72, 3.76 and 3.77. But 3.77 becomes 3.76 when we set $d = 2$ so **in summary**:

$$\int_0^\infty \frac{s^{2\kappa}}{\overset{\circ}{w}(s)} ds = \begin{cases} \frac{1}{2} B\left(\kappa + \frac{1}{2}, v - \kappa - \frac{1}{2}\right), & d = 1, \\ \frac{\Gamma(\frac{1}{2})^{d-1}}{\Gamma(\frac{d-1}{2})} B\left(\frac{d-1}{2}, v - \frac{d-1}{2}\right) B\left(\kappa + \frac{1}{2}, v - \kappa - \frac{d}{2}\right), & d \geq 2, \end{cases} \quad (3.78)$$

and

$$\lambda_v = \frac{\Gamma(\frac{1}{2})^{d-1}}{\Gamma(\frac{d-1}{2})} B\left(\frac{d-1}{2}, v - \frac{d-1}{2}\right), \quad d \geq 2.$$

Example 191 The extended B-splines $l, n \geq 1$. Introduced in Theorem 19. They have property W03 for κ iff $\kappa < (n-1/2) \mathbf{1}$. Set $m = \lfloor \underline{\kappa} \rfloor$ and so $m \geq 1$ when $n \geq 2$. They have property W02 for $\underline{\kappa}$.

Thus, from part 1 of Theorem 175,

$$|(\mathcal{R}_{m+1} f)(x, a)| \leq \frac{c_m}{m!} \left(\int \frac{|\cdot|^{2\kappa}}{w_s} \right)^{1/2} \|f\|_{w,0} |a|^\kappa, \quad x, a \in \mathbb{R}^d,$$

and so 3.61 is satisfied for

$$n \geq 2, m = n - 1, \theta = \kappa - m, h_w = \infty,$$

$$c_w = \frac{c_m}{m!} \left(\int \frac{|\cdot|^{2\kappa}}{w_s} \right)^{1/2}. \tag{3.79}$$

Thus part 1 of Theorem 175 yields an improvement of $0 < \theta < 1/2$ in the estimated order of convergence. However, we can obtain a further improvement in the order of convergence using part 4 of Theorem 175 and the upper bounds of Section 3.4. Indeed, by Theorem 66, $D^{2m+1}G_1 \in L^\infty$ so by Theorem 180 and Theorem 182 we have estimates of order $m + 1/2 = n - 1/2$.

3.6.3 Examples: summary table

Interpolant error estimates: W02 for $\kappa \geq 1$ or W03 for $\kappa \geq 1$. Techniques: unisolvency, multipoint tempered distribution Taylor series.				
Weight function	Parameter constraints	Converg. order	c_w	h_w
Sobolev spline (W02) ($v > d/2$)		$< v - d/2$	3.68	∞
Extended B-spline (W03) ($n \leq l$)	$n \geq 2$	$n - 1/2$		∞

TABLE 3.2.

3.6.4 Local estimates

In Theorem 189 we derived error estimates for all $f \in X_w^0$. This result can be improved using the localization results of Section 2.9 which comes, however, at the price of the possibly hard-to-calculate constant $\|E\|$:

Theorem 192 *Suppose the weight function w and the data region Ω satisfy the localization conditions of Corollary 165 for some $n \geq 1$. Suppose also that w satisfies the convergence conditions of Theorem 189 for $m = \lfloor \frac{n}{2} \rfloor$ and some $\theta \geq 0$.*

Then $X_w^0(\Omega) = W^{n1}(\Omega)$ as sets and

$$|u(x) - \mathcal{I}_X u(x)| \leq (c_{\Omega,m})^{m+\theta} K'_{\Omega,m} c_w \|E\| \|u\|_{W^{n1}(\Omega)} (h_{X,\Omega})^{m+\theta}, \quad x \in \Omega, u \in W^{n1}(\Omega),$$

where $\|E\|$ is the norm of the linear extension operator $E : W^{n1}(\Omega) \rightarrow X_w^0$ introduced in Theorem 163.

Proof. Theorem 189 implies

$$|f(x) - \mathcal{I}_X f(x)| \leq (c_{\Omega,m})^{m+\theta} K'_{\Omega,m} c_w \|f\|_{w,0} (h_{X,\Omega})^{m+\theta}, \quad x \in \Omega, f \in X_w^0.$$

But from Theorem 163 the extension operator $E : W^{n1}(\Omega) \rightarrow X_w^0$ is continuous so that if $u \in W^{n1}(\Omega)$ and $x \in \Omega$,

$$\begin{aligned} |u(x) - \mathcal{I}_X u(x)| &= |Eu(x) - \mathcal{I}_X Eu(x)| \leq (c_{\Omega,m})^{m+\theta} K'_{\Omega,m} c_w \|Eu\|_{w,0} (h_{X,\Omega})^{m+\theta} \\ &\leq (c_{\Omega,m})^{m+\theta} K'_{\Omega,m} c_w \|E\| \|u\|_{W^{n1}(\Omega)} (h_{X,\Omega})^{m+\theta}. \end{aligned}$$

■

Remark 193 *The Sobolev spline weight function of Table 3.2 does not satisfy the localization conditions of Corollary 165 since it does not satisfy the inequalities 2.131.*

4

Local interpolation error for data functions in $W^{1,\infty}(\Omega) \cap X_w^0(\Omega)$

4.1 Introduction

Here the local data functions are assumed to have bounded derivatives on a bounded data region Ω i.e. functions in $W^{1,\infty}(\Omega) \cap X_w^0(\Omega)$ where X_w^0 is a global data space. See Section 7.9 for the corresponding results concerning the Exact smoother.

In Section 4.2 we will consider 1-dimensional estimates and the main result is Theorem 196. An example is provided by Corollary 595 of the Appendix where it is shown that in **one dimension** the interpolant generated by the **scaled hat basis function** $\Lambda(x/\lambda)$ satisfies the local estimate:

$$\|D\mathcal{I}_X f_d\|_{\infty;\Omega} \leq \frac{2}{\lambda} \|f_d\|_{\infty;\Omega} + \|Df_d\|_{\infty;\Omega}, \quad f_d \in W^{1,\infty}(\Omega) \cap X_w^0(\Omega).$$

The scaled hat basis function is assumed to have large support w.r.t. the data region i.e. $\text{diam } \Omega \geq \lambda$.

In Section 4.3 an analogous multivariate error estimate is proven where the interpolant is assumed to satisfy the inequality

$$\|D^\alpha \mathcal{I}_X f_d\|_{W^\infty(\Omega)} \leq c \|f_d\|_{W^{1,\infty}(\Omega)}, \quad x \in \Omega, \quad f_d \in W^{1,\infty}(\Omega) \cap X_w^0(\Omega), \quad |\alpha| = 1.$$

I have not been able to prove that the scaled tensor product hat function with large support satisfies this inequality.

In the light of these observations we will use the following spaces from Definition 134:

Definition 194 *The Sobolev space $W^{1,\infty}(\Omega)$: If Ω is an open set in \mathbb{R}^d then define the Sobolev space:*

$$W^{1,\infty}(\Omega) = \{f \in L^\infty(\Omega) : Df \in L^\infty(\Omega)\},$$

endowed with the supremum norm: $\|f\|_{1,\infty,\Omega} = \sum_{k=0}^1 \|D^k f\|_{\infty,\Omega}$.

It is also well known that if Ω is bounded then $W^{1,\infty}(\Omega)$ is a Banach space.

Also

$$W^{1,\infty}(\Omega) := \left\{ f \in C_B^{(0)}(\Omega) : Df \in L^\infty(\Omega) \right\} = \{f \in \mathcal{D}' : Df \in L^\infty(\Omega)\}.$$

Our data function spaces require the derivative to be bounded. This excludes functions with cusps, vertical inflections/tangents and half-vertical tangents but allows corners. See Subsection 7.9.3 for a selection of data functions for numerical experiments.

4.2 Local error estimates on \mathbb{R}^1

We will need the following local form of the Taylor series given in Lemma 85:

Lemma 195 Assume $\Omega \subset \mathbb{R}^1$ is an **open interval**. Suppose $u \in C_B^{(0)}(\Omega)$ has distributional derivative $Du \in L^\infty(\Omega)$.

Then

$$u(z+b) = u(z) + (\mathcal{R}_1 u)(z, b), \quad z, z+b \in \Omega,$$

where $\mathcal{R}_1 u$ is the integral remainder term

$$(\mathcal{R}_1 u)(z, b) = b \int_0^1 (Du)(z + (1-t)b) dt, \quad (4.1)$$

which satisfies

$$|(\mathcal{R}_1 u)(z, b)| \leq \|Du\|_{\infty; [z, z+b]} |b|, \quad (4.2)$$

and

$$|(\mathcal{R}_1 u)(z, b)| \leq \left(\|Du\|_{\infty; [z, z+b]} \right) |b|.$$

Proof. Using the test functions $C_0^\infty(\Omega)$ instead of $C_0^\infty(\mathbb{R}^1)$ we can easily adapt the proof of Lemma 85. ■

The next error estimate is inspired by the (trivial) interpolation Example 198 which considers the scaled hat basis functions.

Theorem 196 One-dimensional result Suppose the data region $\Omega \subset \mathbb{R}^1$ is an **open interval** and suppose that the basis function satisfies $G \in W^{1,\infty}(\Omega - \Omega)$. We will choose our data functions $f_d \in W^{1,\infty}(\Omega) \cap X_w^0(\Omega)$ and assume that there exist constants $c_0, c_1 > 0$ such that the basis function interpolant $\mathcal{I}_X f_d$ satisfies

$$|D\mathcal{I}_X f_d(x)| \leq c_0 \|f_d\|_{\infty, \Omega} + c_1 \|Df_d\|_{\infty, \Omega}, \quad x \in \Omega, \quad f_d \in W^{1,\infty}(\Omega) \cap X_w^0(\Omega). \quad (4.3)$$

Then we have the following pointwise error estimate

$$|\mathcal{I}_X f_d(x) - f_d(x)| \leq \left(c_0 \|f_d\|_{\infty, \Omega} + (1 + c_1) \|Df_d\|_{\infty, \Omega} \right) |x - x^{(k)}|, \quad x \in \Omega, \quad x^{(k)} \in \Omega.$$

Further, we have the **spherical cavity** error estimate

$$|\mathcal{I}_X f_d(x) - f_d(x)| \leq \left(c_0 \|f_d\|_{\infty, \Omega} + (1 + c_1) \|Df_d\|_{\infty, \Omega} \right) h_{\Omega, X}, \quad x \in \Omega, \quad (4.4)$$

where

$$h_{\Omega, X} = \sup_{x \in \Omega} \min_{k=1}^N |x - x^{(k)}|, \quad (4.5)$$

is the **maximum spherical cavity size (radius)**.

Proof. Since $G \in W^{1,\infty}(\Omega - \Omega)$ the basis function formula 2.13 for the interpolant means that $\mathcal{I}_X f_d \in C_B^{(0)} \cap W^{1,\infty}(\Omega)$. Since $f_d \in X_w^0(\Omega)$ we have $f_d \in C_B^{(0)}(\Omega)$ and applying Taylor series expansion result of Lemma 195 with $x \in \Omega$, $z = x^{(k)} \in X$ and $b = x - x^{(k)}$ yields

$$\begin{aligned} \mathcal{I}_X f_d(x) - f_d(x) &= (\mathcal{I}_X f_d - f_d) \left(x^{(k)} + (x - x^{(k)}) \right) \\ &= (\mathcal{I}_X f_d - f_d) \left(x^{(k)} \right) + (\mathcal{R}_1 (\mathcal{I}_X f_d - f_d)) \left(x^{(k)}, x - x^{(k)} \right) \\ &= (\mathcal{R}_1 (\mathcal{I}_X f_d - f_d)) \left(x^{(k)}, x - x^{(k)} \right), \end{aligned}$$

with the remainder estimate 4.2, namely

$$\begin{aligned} \left| (\mathcal{R}_1 (\mathcal{I}_X f_d - f_d)) \left(x^{(k)}, x - x^{(k)} \right) \right| &\leq \left(\max_{y \in [x^{(k)}, x]} |D(\mathcal{I}_X f_d - f_d)(y)| \right) |x - x^{(k)}| \\ &\leq \left(\|D(\mathcal{I}_X f_d - f_d)\|_{\infty, \Omega} \right) |x - x^{(k)}| \\ &\leq \left(\|D\mathcal{I}_X f_d\|_{\infty, \Omega} + \|Df_d\|_{\infty, \Omega} \right) |x - x^{(k)}|. \end{aligned}$$

Hence, using the assumption 4.3,

$$\begin{aligned} |\mathcal{I}_X f_d(x) - f_d(x)| &\leq \left(c_0 \|f_d\|_{\infty, \Omega} + c_1 \|Df_d\|_{\infty, \Omega} + \|Df_d\|_{\infty, \Omega} \right) |x - x^{(k)}| \\ &\leq \left(c_0 \|f_d\|_{\infty, \Omega} + (1 + c_1) \|Df_d\|_{\infty, \Omega} \right) |x - x^{(k)}|, \end{aligned} \quad (4.6)$$

and thus

$$\begin{aligned} |\mathcal{I}_X f_d(x) - f_d(x)| &\leq \left(c_0 \|f_d\|_{\infty, \Omega} + (1 + c_1) \|Df_d\|_{\infty, \Omega} \right) \min_{k=1}^N |x - x^{(k)}| \\ &\leq \left(c_0 \|f_d\|_{\infty, \Omega} + (1 + c_1) \|Df_d\|_{\infty, \Omega} \right) \sup_{x \in \bar{\Omega}} \min_{k=1}^N |x - x^{(k)}| \\ &= \left(c_0 \|f_d\|_{\infty, \Omega} + (1 + c_1) \|Df_d\|_{\infty, \Omega} \right) h_{\Omega, X}. \end{aligned}$$

■

Corollary 197 *Under the conditions of Theorem 196 the interpolant operator \mathcal{I}_X satisfies*

$$\|\mathcal{I}_X f_d\|_{1, \infty, \Omega} \leq (1 + c_0 + c_1) (1 + h_{\Omega, X}) \|f_d\|_{1, \infty, \Omega}, \quad f_d \in W^{1, \infty}(\Omega) \cap X_w^0(\Omega).$$

Proof. From 4.4 and then 4.3 we get:

$$\begin{aligned} &\|\mathcal{I}_X f_d\|_{1, \infty, \Omega} \\ &\leq \|\mathcal{I}_X f_d\|_{\infty, \Omega} + \|D\mathcal{I}_X f_d\|_{\infty, \Omega} \\ &\leq \|f_d\|_{\infty, \Omega} + \left(c_0 \|f_d\|_{\infty, \Omega} + (1 + c_1) \|Df_d\|_{\infty, \Omega} \right) h_{\Omega, X} + \|D\mathcal{I}_X f_d\|_{\infty, \Omega} \\ &= (1 + c_0 h_{\Omega, X}) \|f_d\|_{\infty, \Omega} + (1 + c_1) h_{\Omega, X} \|Df_d\|_{\infty, \Omega} + \|D\mathcal{I}_X f_d\|_{\infty, \Omega} \\ &\leq (1 + c_0 h_{\Omega, X}) \|f_d\|_{\infty, \Omega} + (1 + c_1) h_{\Omega, X} \|Df_d\|_{\infty, \Omega} + c_0 \|f_d\|_{\infty, \Omega} + c_1 \|Df_d\|_{\infty, \Omega} \\ &\leq \{1 + c_0 h_{\Omega, X} + (1 + c_1) h_{\Omega, X} + c_0 + c_1\} \|f_d\|_{1, \infty, \Omega} \\ &= \{1 + c_0 + c_1 + (1 + c_0 + c_1) h_{\Omega, X}\} \|f_d\|_{1, \infty, \Omega} \\ &= (1 + c_0 + c_1) (1 + h_{\Omega, X}) \|f_d\|_{1, \infty, \Omega}. \end{aligned}$$

■

Example 198 *1-dimensional scaled hat basis function with large support w.r.t. the data region*

Since $r_\Omega \Lambda \in X_w^0(\Omega)$ it is clear that $X_w^0(\Omega) \cap W^{1, \infty}(\Omega) \neq \{0\}$.

These basis functions are discussed in Chapter 10 of the Appendix. Large support w.r.t. the data region Ω means that the scaled hat basis function $\Lambda_\lambda(x) = \Lambda(x/\lambda)$ has been scaled so that

$$\text{diam } \Omega \leq \frac{1}{2} \text{diam supp } \Lambda_\lambda \text{ i.e. } \text{diam } \Omega \leq \lambda.$$

This assumption has the nice consequence **that** $x, x' \in \Omega$ **now implies** $\Lambda_\lambda(x - x') = 1 - \frac{|x - x'|}{\lambda}$ **and there are no zero values.** This will mean that **in 1-dimension the interpolant is the (rather trivial) continuous, piecewise linear interpolant** with a finite number of derivative values which correspond to the linear segments in the data intervals $[x^{(k)}, x^{(k+1)}]$.

In Corollary 595 it is shown that if $\text{diam } \Omega \leq \lambda$ and the data function $f_d \in X_w^0$ satisfies $Df_d \in L^\infty(\Omega)$ then the basis function interpolant $\mathcal{I}_X f_d$ corresponding to the scaled hat basis function $\Lambda(\cdot/\lambda)$ satisfies

$$\|D\mathcal{I}_X f_d\|_{\infty, \Omega} \leq \frac{2}{\lambda} \|f_d\|_{\infty, \Omega} + \|Df_d\|_{\infty, \Omega}.$$

Theorem 196 now implies that

$$\begin{aligned} |\mathcal{I}_X f_d(x) - f_d(x)| &\leq \left(\frac{2}{\lambda} \|f_d\|_{\infty, \Omega} + 2 \|Df_d\|_{\infty, \Omega} \right) h_{\Omega, X} \\ &= 2 \left(\frac{1}{\lambda} \|f_d\|_{\infty, \Omega} + \|Df_d\|_{\infty, \Omega} \right) h_{\Omega, X}, \end{aligned}$$

and Corollary 197 implies that

$$\|\mathcal{I}_X f_d\|_{1,\infty,\Omega} \leq C \|f_d\|_{1,\infty,\Omega}, \quad f_d \in W^{1,\infty}(\Omega),$$

where

$$C = \max \left\{ 1 + \frac{2}{\lambda} (1 + h_{\Omega,X}), 1 + 2h_{\Omega,X} \right\}.$$

This interpolant would be more interesting in higher dimensions and more so for small λ .

We are really more interested in the corresponding basis function smoother - see Section 7.9 and Example 327.

4.3 Multivariate local error estimates on \mathbb{R}^d

We will now derive a **multivariate analogue** of Theorem 196 but first we need:

Lemma 199 *Suppose Ω is a bounded region satisfying the (uniform, open) cone condition and the maximum spherical cavity size (radius) is*

$$h_{\Omega,X} := \sup_{x \in \Omega} \min_{k=1}^N |x - x^{(k)}|.$$

Then there exist constants $c_\Omega, \varepsilon_0 > 0$ such that: If $h_{\Omega,X} < \varepsilon_0$ then for every $x \in \Omega$ there exists $x^{(k)}$ such that $[x, x^{(k)}] \subset \Omega$ and $|x - x^{(k)}| \leq c_\Omega h_{\Omega,X}$.

More precisely, if r is the radius of the ball of the cone and l is the distance between the center of the ball and the vertex then we can choose $\varepsilon_0 = r$ and $c_\Omega = r + l$. Note that $l > r$.

Proof. Choose $\varepsilon_0 \leq r$. Since Ω satisfies the cone condition x lies in some open cone $C \subset \Omega$ and $h_{\Omega,X} \leq \varepsilon_0$ implies there exists an independent data point $x^{(k)} \in C$. This means $[x, x^{(k)}] \subset C \subset \Omega$. Simple geometrical considerations indicate that $|x - x^{(k)}| \leq (\varepsilon_0 + l) h_{\Omega,X}$. ■

I do not have a multivariate example for the next theorem because I have not yet been able to prove that the scaled tensor product hat function with large support satisfies the inequality 4.7 below. But someone said that hope springs eternal.

Theorem 200 Multivariate interpolation *Suppose $\Omega \subset \mathbb{R}^d$ is a bounded data region satisfying the cone condition and suppose that the basis function satisfies $G \in W^{1,\infty}(\Omega - \Omega)$. We will choose our data functions $f_d \in W^{1,\infty}(\Omega) \cap X_w^0(\Omega)$ and assume that there exists a constant $c > 0$ such that the basis function interpolant $\mathcal{I}_X f_d$ satisfies*

$$\|D^\alpha \mathcal{I}_X f_d\|_{\infty,\Omega} \leq c \|f_d\|_{1,\infty,\Omega}, \quad x \in \Omega, \quad f_d \in W^{1,\infty}(\Omega) \cap X_w^0(\Omega), \quad |\alpha| = 1. \quad (4.7)$$

Then we have the following pointwise error estimate:

$$|\mathcal{I}_X f_d(x) - f_d(x)| \leq \sqrt{d} (1 + c) \|f_d\|_{1,\infty,\Omega} |x - x^{(k)}|, \quad x \in \Omega, \quad x^{(k)} \in \Omega.$$

*Further, there exist constants $c_\Omega, \varepsilon_0 > 0$ such that we have the **spherical cavity** error estimate:*

$$|\mathcal{I}_X f_d(x) - f_d(x)| \leq \sqrt{d} (1 + c) c_\Omega \|f_d\|_{1,\infty,\Omega} h_{\Omega,X}, \quad x \in \Omega,$$

when $h_{\Omega,X} < \varepsilon_0$.

Proof. Since $f_d \in X_w^0(\Omega)$ we have $f_d \in C_B^{(0)}(\Omega)$. If $x \in \Omega$ then by Lemma 199 there exist constants $r_\Omega, \varepsilon_0 > 0$ such that when $h_{\Omega,X} < \varepsilon_0$ there exists $x^{(k)} \in X$ such that $[x, x^{(k)}] \subset \Omega$ and $|x - x^{(k)}| < c_\Omega h_{\Omega,X}$. This permits us to apply the Taylor series expansion result of Remark 86 with $x \in \Omega$, $z = x^{(k)} \in X$ and $b = x - x^{(k)}$ to get

$$\begin{aligned} \mathcal{I}_X f_d(x) - f_d(x) &= (\mathcal{I}_X f_d - f_d) \left(x^{(k)} + (x - x^{(k)}) \right) \\ &= (\mathcal{I}_X f_d - f_d) \left(x^{(k)} \right) + (\mathcal{R}_1(\mathcal{I}_X f_d - f_d)) \left(x^{(k)}, x - x^{(k)} \right) \\ &= (\mathcal{R}_1(\mathcal{I}_X f_d - f_d)) \left(x^{(k)}, x - x^{(k)} \right), \end{aligned}$$

with the remainder estimate 1.103, namely

$$\begin{aligned} \left| (\mathcal{R}_1(\mathcal{I}_X f_d - f_d))(x^{(k)}, x - x^{(k)}) \right| &\leq \sqrt{d} \left(\max_{|\alpha|=1} \max_{y \in [x^{(k)}, x]} |D^\alpha(\mathcal{I}_X f_d - f_d)(y)| \right) |x - x^{(k)}| \\ &\leq \sqrt{d} \max_{|\alpha|=1} \|D^\alpha(\mathcal{I}_X f_d - f_d)\|_{\infty, \Omega} |x - x^{(k)}| \\ &\leq \sqrt{d} \left(\max_{|\alpha|=1} \|D^\alpha f_d\|_{\infty, \Omega} + \max_{|\alpha|=1} \|D^\alpha \mathcal{I}_X f_d\|_{\infty, \Omega} \right) |x - x^{(k)}|. \end{aligned}$$

Hence, using the assumption 4.7,

$$\begin{aligned} |\mathcal{I}_X f_d(x) - f_d(x)| &\leq \sqrt{d} \left(\max_{|\alpha|=1} \|D^\alpha f_d\|_{\infty, \Omega} + c \|f_d\|_{1, \infty, \Omega} \right) |x - x^{(k)}| \\ &\leq \sqrt{d} (1 + c) \|f_d\|_{1, \infty, \Omega} |x - x^{(k)}|, \end{aligned} \quad (4.8)$$

and thus

$$\begin{aligned} |\mathcal{I}_X f_d(x) - f_d(x)| &\leq \sqrt{d} (1 + c) \|f_d\|_{1, \infty, \Omega} \min_{k=1}^N |x - x^{(k)}| \\ &\leq \sqrt{d} (1 + c) \|f_d\|_{1, \infty, \Omega} \sup_{x \in \bar{\Omega}} \min_{k=1}^N |x - x^{(k)}| \\ &\leq \sqrt{d} (1 + c) \|f_d\|_{1, \infty, \Omega} c_\Omega h_{\Omega, X}. \end{aligned}$$

■

Corollary 201 *Under the conditions of Theorem 200 the interpolant operator \mathcal{I}_X satisfies*

$$\|\mathcal{I}_X f_d\|_{1, \infty, \Omega} \leq \left\{ 1 + \sqrt{d} (1 + c) c_\Omega h_{\Omega, X}, c \right\} \|f_d\|_{1, \infty, \Omega}, \quad f_d \in W^{1, \infty}(\Omega) \cap X_w^0(\Omega),$$

when $h_{\Omega, X} < \varepsilon_0$.

Proof. From 4.7 and then 4.8 we get:

$$\begin{aligned} \|\mathcal{I}_X f_d\|_{1, \infty, \Omega} &= \max \left\{ \|\mathcal{I}_X f_d\|_{\infty, \Omega}, \max_{|\alpha|=1} \|D^\alpha \mathcal{I}_X f_d\|_{1, \infty, \Omega} \right\} \\ &\leq \max \left\{ \|\mathcal{I}_X f_d\|_{\infty, \Omega}, c \|f_d\|_{1, \infty, \Omega} \right\} \\ &\leq \max \left\{ \|f_d\|_{\infty, \Omega} + \sqrt{d} (1 + c) c_\Omega \|f_d\|_{1, \infty, \Omega} h_{\Omega, X}, c \|f_d\|_{1, \infty, \Omega} \right\} \\ &\leq \left\{ 1 + \sqrt{d} (1 + c) c_\Omega h_{\Omega, X}, c \right\} \|f_d\|_{1, \infty, \Omega}. \end{aligned}$$

■

5

Central difference tensor product weight functions and interpolation

5.1 Introduction

In **Section 5.2** We define the univariate and tensor product central difference weight functions using a central difference operator. Various bounds and smoothness properties are proved for the weight function. These depend on the assumptions placed upon parameters used to define the weight function.

In **Section 5.3** we will derive several formulas for the basis function and its derivatives, as well as deriving some smoothness properties and bounds. For example, Theorem 222 presents a **multiplicative convolution formula** for the basis function in terms of q and the extended B-spline basis function G_s . Theorem 232 gives a basis function formula in terms of the **partial moments** of q .

In **Section 5.4** we show that given an extended B-spline weight function w_s and corresponding basis function G_s , there exists a sequence of central difference weight functions w_k and corresponding basis functions G_k such that $1/w_k \rightarrow 1/w_s$ in the L^1 sense and $G_k \rightarrow G_s$ uniformly pointwise.

In **Section 5.5** we will use the generalized local data function results of Subsection 2.9.2 to characterize locally the data functions for the tensor product central difference basis functions as Sobolev spaces. These results supply important information about the data functions and makes it easy to choose data functions for numerical experiments concerning the zero order basis function interpolation and smoothing problems discussed later in Chapters 2, 7 and 8. It also allows us to use the result of Subsection 2.9.3 to derive local convergence estimates from global convergence estimates for interpolants and smoothers.

In **Section 5.6** we will use the results of 2 to derive **orders for the pointwise converge** of the minimal norm interpolant to its data function in the case of central difference weight functions.

To understand the theory of interpolants and smoothers presented in this document it is not necessary to read this chapter which introduces the **tensor product central difference weight functions**. However, we note that Section 5.5 contains local data space results specifically designed for tensor product weight functions and that central difference weight functions are used as examples in the chapters dealing with smoothers.

This chapter introduces a large new class of tensor product functions based on 1-dimensional central difference operators and it is shown that they are weight functions. The basis functions are calculated and smoothness estimates and upper and lower bounds are derived for the weight functions and the basis functions.

Like the B-splines, their data functions are characterized locally as Sobolev spaces.

Pointwise convergence results are derived for the basis function interpolant using results from Chapter 2. These give orders of convergence identical to those obtained for the extended B-splines in. This chapter presents no numerical interpolation experiments.

This is a large class of weight functions and I have only calculated a couple of basis functions. The calculations were tedious until I proved Theorem 232 which gives much easier formulas for the basis function. I have no results to offer in this regard except Remark 224 which might mean that it may be possible to usefully characterize the basis functions or characterize a large subset of the basis functions.

However, lately I have been able to derive more amenable formulas for the basis functions - this is Theorem 232 which calculates the basis function using partial moments of the generating function q .

The central difference weight functions are defined as follows: Suppose $q \in L^1(\mathbb{R}^1)$, $q \neq 0$, $q(\xi) \geq 0$ and $l \geq n \geq 1$ are integers. The univariate **central difference weight function** with parameters n, l is defined by

$$w(\xi) = \frac{\xi^{2n}}{\Delta_{2l}\widehat{q}(\xi)}, \quad \xi \in \mathbb{R}^1,$$

where Δ_{2l} is central difference operator

$$\Delta_{2l}f(\xi) = \sum_{k=-l}^l (-1)^k \binom{2l}{k+l} f(-k\xi), \quad l = 1, 2, 3, \dots; \xi \in \mathbb{R}^1.$$

For example, $\Delta_2f(\xi) = -(f(\xi) - 2f(0) + f(-\xi))$. The multivariate central difference weight function is defined by tensor product.

It is shown in Theorem 206 that w belongs to the class of zero order weight functions introduced in Chapter 1 for some κ iff $\int_{|\xi| \geq R} |\xi|^{2n-1} q(\xi) d\xi < \infty$ for some $R \geq 0$. Here κ satisfies $\kappa + 1/2 < n$. The central difference weight functions are closely related to the **extended B-splines** defined by 1.27 and a discussion of their genesis is given in Subsection 5.2.1.

Various bounds are derived for w . For example, in Corollary 220 it is shown that if $\int_{|t| \geq R} t^{2l} q(t) dt < \infty$ then for any $r > 0$ there exist constants $c_r, c'_r, k_r, k'_r > 0$ such that

$$\begin{aligned} k_r \xi^{2n} &\leq w(\xi) \leq k'_r \xi^{2n}, & |\xi| \geq r, \xi \in \mathbb{R}^1, \\ \frac{c_r}{\xi^{2(l-n)}} &\leq w(\xi) \leq \frac{c'_r}{\xi^{2(l-n)}}, & |\xi| \leq r, \xi \in \mathbb{R}^1. \end{aligned}$$

By Theorems 222 and 226 the univariate central difference basis function is given by the multiplicative convolution formula

$$G_c(s) = (-1)^{(l-n)} \int_{\mathbb{R}^1} \left(D^{2(l-n)} (*\Lambda)^l \right) \left(\frac{s}{t} \right) |t|^{2n-1} q(t) dt, \quad s \in \mathbb{R}^1,$$

with $G_c \in C_B^{(2n-2)}$ and $D^{2n-1}G$ bounded in $C^{(2n-1)}(\mathbb{R}^1 \setminus 0)$. The multivariate basis function is defined as a tensor product. For $k \leq 2n - 2$, $D^k G_c$ is uniformly Lipschitz continuous of order 1 (Theorem 229).

The next theorem Theorem 232 and its corollary give convenient **partial moment formulas** for the basis function and its derivatives that do not involve calculating the extended B-spline basis functions G_s but instead involves the direct calculation of partial moments of q . In fact

$$\begin{aligned} G_c(x) &= \begin{cases} \frac{(-1)^n}{(2n-1)!} \int_{|x|}^{R_q l} (s - |x|)^{2n-1} q_l(s) ds, & |x| \leq R_q l, \\ 0, & |x| \geq R_q l, \end{cases} \\ q_l(s) &= \sum_{j=-l, j \neq 0}^l \frac{(-1)^j}{|j|} \binom{2l}{j+l} q\left(\frac{s}{j}\right), \end{aligned}$$

where $\text{supp } q \subseteq \overline{B}_{R_q}$.

Also, the improved result that $G_c \in C_B^{2n-1}(\mathbb{R}^1)$ is derived. It is also shown that if $\text{supp } q \subseteq \overline{B}_{R_q}$, where possibly $R_q = \infty$, it follows that $\text{supp } G_c \subseteq \overline{B}_{R_q l}$ and that G_c satisfies the differential equation

$$D^{2n}G_c(s) = (-1)^n \binom{2l}{l} \left(\int q \right) \delta + (-1)^n \sum_{j=-l, j \neq 0}^l \frac{(-1)^j}{|j|} \binom{2l}{j+l} q\left(\frac{s}{j}\right),$$

implying that $D^{2n}G_c$ has the same smoothness as q on $\mathbb{R}^d \setminus 0$. In fact if $q \in C_0^\infty(\mathbb{R}^1)$ then $G_c \in C^\infty(\mathbb{R}^1 \setminus 0) \cap C_B^{(2n-1)}(\mathbb{R}^1)$ and G_c has bounded support.

In Section 5.5 we characterize the **data function space** locally as the Sobolev space $W^{n1}(\Omega)$ (defined by 5). A localization result specifically for tensor product weight functions is derived in Theorem 256. This supplies important information about the data functions and makes it easy to choose data functions for numerical experiments.

Results for the pointwise convergence of the interpolant to its data function on a bounded data domain are derived using results from Chapter 1. These results are summarized in Table 5.1 and give estimates identical to those obtained for the extended B-splines.

This chapter does not present the results of any numerical experiments.

5.2 Central difference weight functions

In this section we define the univariate and tensor product central difference weight functions using a central difference operator. Various bounds and smoothness properties are proved for the weight function. These depend on the assumptions placed upon parameters used to define the weight function.

To introduce the central difference weight functions we will need some central difference operators:

Definition 202 *The univariate central difference operators δ_ξ and Δ_{2l} on \mathbb{R}^1 .*

In Theorem 131 we defined the central difference operator

$$\delta_\xi f(x) = f\left(x + \frac{\xi}{2}\right) - f\left(x - \frac{\xi}{2}\right), \quad x, \xi \in \mathbb{R}^1.$$

and here we introduce the operator

$$\Delta_{2l} f(\xi) = \sum_{j=-l}^l (-1)^j \binom{2l}{j+l} f(-j\xi), \quad l = 1, 2, 3, \dots, \xi \in \mathbb{R}^1. \quad (5.1)$$

This definition of Δ_{2l} ensures that $\Delta_{2l,\xi}(e^{-i\xi t}) \geq 0$, which is part 3 of the next lemma. For example:

$$\begin{aligned} \Delta_2 f(\xi) &= -(f(\xi) - 2f(0) + f(-\xi)). \\ \Delta_4 f(\xi) &= f(2\xi) - 4f(\xi) + 6f(0) - 4f(-\xi) + f(-2\xi). \end{aligned}$$

Noting that $\Delta_{2l} f(\xi) = (-1)^l (\delta_\xi^{2l} f)(0)$ we define

$$\Delta_k f(\xi) := i^k (\delta_\xi^k f)(0), \quad k = 0, 1, 2, \dots$$

Lemma 203 *The even central difference operators of Definition 202 have the following properties:*

1. $\Delta_{2k} f(\xi) = (-1)^k (\delta_\xi^{2k} f)(0) = ((-\delta_\xi)^{2k} f)(0).$

2. *Regarding monomials and polynomials:*

(a) $\Delta_{2l}(\xi^k) = \left(\sum_{j=-l}^l (-1)^j \binom{2l}{j+l} j^k \right) (-\xi)^k$ when $k \geq 0$.

(b) $\sum_{j=-l}^l (-1)^j \binom{2l}{j+l} j^k = \begin{cases} 0, & \text{if } k = 0, 1, 2, \dots, 2l-1, \\ (-1)^l (2l)!, & \text{if } k = 2l. \end{cases}$

(c) $\Delta_{2l}(\xi^{2l+1}) = 0.$

(d) $\Delta_{2l}(p(\xi)) = 0$ when p is a polynomial with degree less than $2l$.

(e) $\Delta_{2l}(\xi^{2l}) = (-1)^l (2l)! \xi^{2l}.$

3. $\Delta_{2l,\xi}(e^{-i\xi t}) = 2^{2l} \sin^{2l}(\xi t/2)$. Here $\Delta_{2l,\xi}$ indicates Δ_{2l} is acting on the variable ξ in $e^{-i\xi t}$.

4. If $g \in L^1$ then part 12 of Lemma 683 implies

$$\Delta_{2l} \hat{g}(\xi) = \sum_{j=-l}^l (-1)^j \binom{2l}{j+l} \hat{g}(-j\xi) = \binom{2l}{l} \hat{g}(0) + \left(\sum_{j=-l, j \neq 0}^l \frac{(-1)^j}{|j|} \binom{2l}{j+l} g\left(-\frac{x}{j}\right) \right)^\wedge.$$

Remark 204 (to self) In Section 1 of [10] Bojarski states that it is well known that in \mathbb{R}^1 the finite difference expression

$$\sum_{j=0}^m (-1)^j \binom{m}{j} f(x + jh), \quad h = \frac{y-x}{m}, \tag{5.2}$$

approximates the Taylor series remainder

$$f(y) - \sum_{n=0}^{m-1} D^n f(x) \frac{(y-x)^n}{n!}, \quad x, y \in \mathbb{R}^1.$$

The remainder is bounded using the classical Hardy-Littlewood maximal function $M_{\delta}g$ on \mathbb{R}^1 e.g. Hardy, Littlewood and Pólya [26]. After inequality (2.10) Bojarski considers higher dimensions with the expression 5.2 retained and the Taylor series expansion has the usual higher dimensional form. The estimate of the remainder is carried out by generalizing the Hardy-Littlewood maximal function to higher dimensions - see Bojarski and Hajłasz [12] and Bojarski, Hajłasz and Strzelecki [13]. This involves concepts such as Bessel capacity and Lebesgue points.

Petersen [52] mentions Lebesgue points in §2.3.

How does this fit in with the derivation of the Approximate smoother?

See Section 6.4.1.

5.2.1 Motivation and definition

The derivation of the 1-dimensional central difference weight function is based on the approximation of the reciprocal of the B-spline weight function w_s using a mollifier. From 1.27 we have for parameters n and l ,

$$\frac{1}{w_s(\xi)} = \frac{\sin^{2l} \xi}{\xi^{2n}}, \quad 1 \leq n \leq l.$$

and so by part 3 Lemma 203 with $t = 2$, $\frac{1}{w_s(\xi)} = \frac{1}{2^{2l}} \frac{\Delta_{2l}(e^{-i2\xi})}{\xi^{2n}}$ or using the Fourier transform $F[\cdot](\xi)$

$$\frac{1}{w_s(\xi)} = \frac{\sqrt{2\pi} \Delta_{2l} F[\delta(x-2)]}{2^{2l} \xi^{2n}}.$$

We now want to approximate the delta function δ in the distribution sense using the sequence of functions $k\psi(kx)$ $k = 1, 2, 3, \dots$, where $\psi \in L^1(\mathbb{R}^1)$, $\int \psi = 1$ and $\int |x\psi(x)| dx < \infty$. Since $k\psi(kx) \rightarrow \delta$ as $k \rightarrow \infty$ in the sense of distributions, $k\psi(k(x-2)) \rightarrow \delta(x-2)$ and so as $k \rightarrow \infty$,

$$\frac{\sqrt{2\pi} \Delta_{2l} F[k\psi(k(x-2))]}{2^{2l} \xi^{2n}} \rightarrow \frac{1}{w_s(\xi)} \text{ on } \mathcal{D}'(\mathbb{R}^1 \setminus \mathbf{0}).$$

Here we will not try to extend the convergence to S' but observe that we can write

$$\frac{\sqrt{2\pi} \Delta_{2l} F[k\psi(k(x-2))]}{2^{2l} \xi^{2n}} = \frac{\Delta_{2l} \hat{q}_k}{\xi^{2n}},$$

where

$$q_k(x) = \frac{\sqrt{2\pi}}{2^{2l}} k\psi(k(x-2)) \in L^1(\mathbb{R}^1). \tag{5.3}$$

Thus $\frac{\Delta_{2l} \hat{q}_k}{\xi^{2n}} \rightarrow \frac{1}{w_s(\xi)}$ on $\mathcal{D}'(\mathbb{R}^1 \setminus \mathbf{0})$ and if we are lucky $\frac{\xi^{2n}}{\Delta_{2l} \hat{q}_k(\xi)}$ may be a weight function. Indeed, we use this idea to define a central difference weight function and justify calling it a weight function using the next theorem.

Later in Section 5.4 we will give results which supply conditions on ψ for which $\frac{\Delta_{2l} \hat{q}_k}{\xi^{2n}} \rightarrow \frac{1}{w_s(\xi)}$ in L^1 and as tempered distributions, and for which the corresponding sequence of central difference basis functions converges uniformly pointwise to the extended B-spline basis function.

Definition 205 Central difference weight functions

Suppose that $q \in L^1(\mathbb{R}^1)$, $q \neq 0$ a.e., $q(\xi) \geq 0$ and $l, n \geq 0$ are integers. The **univariate** central difference weight function is defined by

$$w(\xi) := \frac{\xi^{2n}}{\Delta_{2l} \hat{q}(\xi)}, \quad \xi \in \mathbb{R}^1. \tag{5.4}$$

In d dimensions the **multivariate central difference weight function** with parameters n and l is the tensor product of the univariate weight function.

The next result justifies these definitions.

Theorem 206 Suppose w is the function on \mathbb{R}^1 introduced in Definition 205. Then w is an even function satisfying weight function property W01 for $\mathcal{A} = \{0\}$.

Further, w satisfies property W02 for parameter κ iff l and n satisfy $\kappa + 1/2 < n \leq l$ and q satisfies

$$\int_{|\xi| \geq R} |\xi|^{2n-1} q(\xi) d\xi < \infty, \quad \text{for some } R \geq 0. \tag{5.5}$$

Note that properties W02 and W03 are identical in one dimension and for tensor products of central differences we can use Theorem 15.

Proof. The weight function w is an even function since it is clear from equation 5.1 that $\Delta_{2l}\widehat{q}$ is even. From part 3 of Lemma 203 we have $\Delta_{2l,\xi}e^{-i\xi t} = 2^{2l} \sin^{2l}(\xi t/2)$ so that

$$\begin{aligned} \frac{1}{w(\xi)} &= \frac{\Delta_{2l}\widehat{q}(\xi)}{\xi^{2n}} = \frac{1}{\sqrt{2\pi}} \frac{1}{\xi^{2n}} \int (\Delta_{2l,\xi}e^{-i\xi t}) q(t) dt \\ &= \frac{2^{2l}}{\sqrt{2\pi}} \frac{1}{\xi^{2n}} \int \sin^{2l}(\xi t/2) q(t) dt, \end{aligned} \tag{5.6}$$

and clearly $w(\xi) > 0$ when $\xi \neq 0$. Since $q \in L^1$ implies $\widehat{q} \in C_B^{(0)}$, from the definition of w we have $w \in C^{(0)}(\mathbb{R}^1 \setminus \mathbf{0})$ and $w > 0$ on $\mathbb{R}^1 \setminus \mathbf{0}$.

Regarding property W02, choose $\lambda \geq 0$. Then

$$\begin{aligned} \int \frac{\xi^{2\lambda} d\xi}{w(\xi)} &= \frac{2^{2l}}{\sqrt{2\pi}} \int \frac{1}{\xi^{2(n-\lambda)}} \int \sin^{2l}(\xi t/2) q(t) dt d\xi \\ &= \frac{2^{2l}}{\sqrt{2\pi}} \int \int \frac{\sin^{2l}(\xi t/2)}{\xi^{2(n-\lambda)}} d\xi q(t) dt. \end{aligned}$$

where, because the integrand is non-negative, the integrals all exist iff the last integral exists. Now make the change of variables $\eta = \xi t/2$, $d\eta = \frac{1}{2} |t| d\xi$ so that

$$\begin{aligned} \int \frac{\xi^{2\lambda} d\xi}{w(\xi)} &= \frac{2^{2l}}{\sqrt{2\pi}} \int \int \frac{\sin^{2l} \eta}{\left(\frac{2\eta}{t}\right)^{2(n-\lambda)}} \frac{2d\eta}{|t|} q(t) dt \\ &= \frac{2^{2(l-n+\lambda)+1}}{\sqrt{2\pi}} \int \int \frac{\sin^{2l} \eta}{\eta^{2(n-\lambda)}} d\eta |t|^{2(n-\lambda)-1} q(t) dt \\ &= \frac{2^{2(l-n+\lambda)+1}}{\sqrt{2\pi}} \int \frac{\eta^{2\lambda}}{w_s(\eta)} d\eta \int |t|^{2(n-\lambda)-1} q(t) dt. \end{aligned} \tag{5.7}$$

Since w_s is an extended B-spline weight function the first integral of 5.7 exists iff $0 \leq \lambda \leq \kappa$ and $\kappa + 1/2 < n \leq l$. Further, since $q \in L^1$, $\int |t|^{2(n-\lambda)-1} q(t) dt$ exists iff $\int_{|t| \geq R} |t|^{2(n-\lambda)-1} q(t) dt < \infty$ for some $R \geq 0$ iff

$\int_{|t| \geq R} |t|^{2(n-\lambda)-1} q(t) dt < \infty$ for $\lambda = 0$ and some $R \geq 0$. Thus it can be seen that w has property W02 for κ iff $\kappa + 1/2 < n \leq l$ and $\int_{|t| \geq R} |t|^{2n-1} q(t) dt < \infty$. ■

Remark 207 Subsection 1.2.9 of the positive order document Williams [62] gives necessary and sufficient conditions for a homogeneous tensor product central difference weight function w to be a weight function of positive order which satisfies weight function condition W3.1. In fact, if the weight function is generated by parameters $n, l, q(\cdot)$ then w has property W3.1 for $\theta = |\alpha| \geq 1$ and parameter $\kappa = \kappa_1 \mathbf{1}$ iff

$$\kappa_1 - n + 1/2 < \underline{\alpha} \leq \bar{\alpha} \leq l - n.$$

Here $\underline{\alpha} = \min \alpha$ and $\bar{\alpha} = \max \alpha$.

The weight function condition W3.1 is suitable for tensor products and is : w has property W3.1 for order θ and some parameter $\kappa \in \mathbb{R}^d$, $\kappa \geq \mathbf{0}$ if there exists a multi-index α such that $|\alpha| = \theta$ and

$$\int \frac{x^{2\lambda}}{w(x) x^{2\alpha}} dx < \infty, \quad 0 \leq \lambda \leq \kappa.$$

Here $x^{2\lambda} := (x_1^2)^{\lambda_1} \times \cdots \times (x_d^2)^{\lambda_d}$.

In this case the order θ basis function G exists and $G \in C_B^{(\lfloor 2\kappa_1 \rfloor \mathbf{1})}$. For the space of data functions $X_w^\theta \hookrightarrow C_{BP}^\infty + C_B^{(\lfloor \kappa_1 \rfloor \mathbf{1})}$.

The spaces $C_B^{(\alpha)}$ are defined by 1.34 and the spaces C_{BP}^∞ are given in Definition 678.

The central difference weight function is related to the extended B-spline weight function as follows:

Theorem 208 *Suppose w_s is the extended B-spline weight function with parameters n, l . Suppose w_c is a central difference weight function with parameters $n, l, q(\cdot)$. Then these weight functions are related by the equation*

$$\frac{1}{w_c(\xi)} = \frac{2^{2(l-n)}}{\sqrt{2\pi}} \int_{\mathbb{R}^1} \frac{t^{2n} q(t)}{w_s(\xi t/2)} dt. \tag{5.8}$$

Proof. From equation 5.6 of the proof of Theorem 206

$$\begin{aligned} \frac{1}{w_c(\xi)} &= \frac{1}{\sqrt{2\pi}} \frac{2^{2l}}{\xi^{2n}} \int \sin^{2l}(\xi t/2) q(t) dt = \frac{2^{2(l-n)}}{\sqrt{2\pi}} \int \frac{\sin^{2l}(\xi t/2)}{(\xi t/2)^{2n}} t^{2n} q(t) dt \\ &= \frac{2^{2(l-n)}}{\sqrt{2\pi}} \int \frac{t^{2n} q(t)}{w_s(\xi t/2)} dt. \end{aligned}$$

■

Remark 209 *Suppose*

$$\begin{aligned} \frac{1}{w_{c1}(\xi_1)} &:= \frac{2^{2(l-n)}}{\sqrt{2\pi}} \int_{\mathbb{R}^1} \frac{t_1^{2n} q_1(t_1)}{w_s(\xi_1 t_1/2)} dt_1, \\ \frac{1}{w_{c2}(\xi_2)} &:= \frac{2^{2(l-n)}}{\sqrt{2\pi}} \int_{\mathbb{R}^1} \frac{t_2^{2n} q_2(t_2)}{w_s(\xi_2 t_2/2)} dt_2. \end{aligned}$$

Then the tensor product of these weight functions satisfies

$$\begin{aligned} \frac{1}{w_{c1}(\xi_1)} \frac{1}{w_{c2}(\xi_2)} &= \frac{2^{2(l-n)}}{\sqrt{2\pi}} \int_{\mathbb{R}^1} \frac{t_1^{2n} q_1(t_1)}{w_s(\xi_1 t_1/2)} dt_1 \frac{2^{2(l-n)}}{\sqrt{2\pi}} \int_{\mathbb{R}^1} \frac{t_2^{2n} q_2(t_2)}{w_s(\xi_2 t_2/2)} dt_2 \\ &= \left(\frac{2^{2(l-n)}}{\sqrt{2\pi}} \right)^2 \int_{\mathbb{R}^2} \frac{t^{2n} q_1 \otimes q_2(\tau)}{w_s(\xi \cdot \tau/2)} d\tau. \end{aligned}$$

5.2.2 Weight function bounds and smoothness

We will be mostly concerned with smoothness properties and deriving lower bounds for the weight function. It turns out that the weight function is continuous except at the origin where it may have a singularity.

The next theorem will give some properties of the central difference weight function if condition 5.5 is strengthened to 5.9.

Theorem 210 *Suppose w is a central difference weight function with the properties assumed in Theorem 206. Suppose in addition*

$$\int_{|t| \geq R} t^{2n} q(t) dt < \infty. \tag{5.9}$$

Then $1/w \in C_B^{(0)}(\mathbb{R}^1)$ and

$$\lim_{\xi \rightarrow 0} \frac{1}{w(\xi)} = \begin{cases} 0, & \text{if } n < l, \\ \frac{1}{\sqrt{2\pi}} \int t^{2n} q(t) dt, & \text{if } n = l. \end{cases} \tag{5.10}$$

Also, there exists a positive constant C_1 such that

$$\frac{1}{w(\xi)} \leq \frac{C_1}{\xi^{2n}}, \quad \xi \neq 0. \tag{5.11}$$

Proof. From Theorem 206 we know that w is continuous and positive outside the origin. Thus $1/w$ is also continuous and positive outside the origin. We now show that $1/w$ is also continuous at the origin by proving the limits 5.10. The existence of the integral $\int_{|t| \geq R} t^{2n} q(t) dt$ implies $t^{2n} q(t) \in L^1$ and so $\widehat{q} \in C_B^{(2n)}$ by part 2 of Lemma 28. Hence the Taylor series with integral remainder of Appendix A.8 can be used to expand each term of 5.1 about the origin up to a polynomial of degree $2n - 1$. By part 3 of Lemma 203 Δ^{2l} annihilates polynomials of degree less than $2l$ and so:

$$\begin{aligned} \Delta^{2l} \widehat{q}(\xi) &= \sum_{k=-l}^l (-1)^{|k|} \binom{2l}{k+l} \widehat{q}(-k\xi) \\ &= \sum_{k=-l}^l (-1)^{|k|} \binom{2l}{k+l} \sum_{j < 2n} \frac{(D^j \widehat{q})(0)}{j!} (-k\xi)^j + \\ &\quad + \sum_{k=-l}^l (-1)^{|k|} \binom{2l}{k+l} \frac{(k\xi)^{2n}}{(2n-1)!} \int_0^1 s^{2n-1} (D^{2n} \widehat{q})((s-1)k\xi) ds \\ &= \sum_{j < 2n} \frac{(D^j \widehat{q})(0)}{j!} (-\xi)^j \sum_{k=-l}^l (-1)^{|k|} \binom{2l}{k+l} k^j + \\ &\quad + \sum_{k=-l}^l (-1)^{|k|} \binom{2l}{k+l} \frac{(-k\xi)^{2n}}{(2n-1)!} \int_0^1 s^{2n-1} (D^{2n} \widehat{q})((s-1)k\xi) ds \\ &= \sum_{k=-l}^l (-1)^{|k|} \binom{2l}{k+l} \frac{(k\xi)^{2n}}{(2n-1)!} \int_0^1 s^{2n-1} (D^{2n} \widehat{q})((s-1)k\xi) ds \\ &= \frac{\xi^{2n}}{(2n-1)!} \sum_{k=-l}^l (-1)^{|k|} \binom{2l}{k+l} k^{2n} \int_0^1 s^{2n-1} (D^{2n} \widehat{q})((s-1)k\xi) ds. \end{aligned} \tag{5.12}$$

Thus

$$\frac{1}{w(\xi)} = \frac{\Delta^{2l} \widehat{q}(\xi)}{\xi^{2n}} = \frac{1}{(2n-1)!} \sum_{k=-l}^l (-1)^{|k|} \binom{2l}{k+l} k^{2n} \int_0^1 s^{2n-1} (D^{2n} \widehat{q})((s-1)k\xi) ds.$$

Because $D^{2n} \widehat{q} \in C_B^{(0)}$ we can apply the Lebesgue-dominated convergence theorem to the sequence $\left\{ s^{2n-1} (D^{2n} \widehat{q}) \left((1-s) \left(-\frac{k}{j} \right) \right) \right\}_{j=1}^\infty$ to obtain

$$\begin{aligned} \lim_{\xi \rightarrow 0} \frac{1}{w(\xi)} &= \frac{1}{(2n-1)!} \sum_{k=-l}^l (-1)^{|k|} \binom{2l}{k+l} k^{2n} \int_0^1 s^{2n-1} \lim_{\xi \rightarrow 0} (D^{2n} \widehat{q})((s-1)k\xi) ds \\ &= \frac{1}{2n!} \left(\sum_{k=-l}^l (-1)^{|k|} \binom{2l}{k+l} k^{2n} \right) (D^{2n} \widehat{q})(0) \\ &= \begin{cases} 0, & \text{if } n < l, \\ \frac{1}{\sqrt{2\pi}} \int t^{2l} q(t) dt, & \text{if } n = l. \end{cases} \end{aligned}$$

where the last step used property 4 of Lemma 203.

The next thing to prove is inequality 5.11. But from equation 5.6,

$$\frac{1}{w(\xi)} = \frac{1}{\sqrt{2\pi} \xi^{2n}} \int \sin^{2l}(\xi t/2) q(t) dt \leq \frac{1}{\sqrt{2\pi}} \left(\int q \right) \frac{1}{\xi^{2n}}.$$

Thus $1/w$ is bounded outside the unit sphere. Since $1/w$ is continuous everywhere it now follows that $1/w$ is bounded everywhere. ■

The next result places the generally stronger condition 5.14 on the function q in exchange for estimates of the weight function behavior near the origin.

Theorem 211 *Suppose w is a **univariate** central difference weight function with parameters n, l and generating function $q(\cdot)$ which satisfy the conditions of Theorem 206, and also suppose that*

$$\int_{|t| \geq R} t^{2l} q(t) dt < \infty. \tag{5.14}$$

Then

$$\lim_{\xi \rightarrow 0} \frac{1}{w(\xi) \xi^{2(l-n)}} = \frac{1}{2\sqrt{2\pi}} \int_{\mathbb{R}^1} t^{2l} q(t) dt, \quad n \leq l, \tag{5.15}$$

and given $a > 0$ there exist constants $c_a, c'_a > 0$ such that

$$c_a \leq w(\xi) \xi^{2(l-n)} \leq c'_a, \quad |\xi| \leq a. \tag{5.16}$$

Regarding smoothness: $w \in C^{(2l)}(\mathbb{R}^1 \setminus \{0\})$ and $w(\xi) \xi^{2(l-n)} \in C^{(0)}$.

Proof. Assumption 5.14 implies that $\widehat{q} \in C_B^{(2l)}$. Hence we can set $n = l$ in the proof of equation 5.13 of Theorem and obtain

$$\Delta^{2l} \widehat{q}(\xi) = \frac{\xi^{2l}}{(2l-1)!} \sum_{k=-l}^l (-1)^{|k|} \binom{2l}{k+l} k^{2l} \int_0^1 s^{2l-1} (D^{2l} \widehat{q})((s-1)k\xi) ds,$$

or, since $\frac{1}{w(\xi)} = \xi^{-2n} \Delta^{2l} \widehat{q}(\xi)$ for $n \leq l$,

$$\begin{aligned} \frac{1}{w(\xi) \xi^{2(l-n)}} &= \xi^{-2l} \Delta^{2l} \widehat{q}(\xi) \\ &= \frac{1}{(2l-1)!} \sum_{k=-l}^l (-1)^{|k|} \binom{2l}{k+l} k^{2l} \int_0^1 s^{2l-1} (D^{2l} \widehat{q})((s-1)k\xi) ds. \end{aligned}$$

Following the rest of Theorem 206 we obtain the limit 5.15.

To prove 5.16 note that since w is continuous, 5.15 implies that there exists $a_1 > 0$ such that

$$\left| \frac{1}{w(\xi) \xi^{2(l-n)}} - \frac{1}{\sqrt{2\pi}} \int t^{2l} q(t) dt \right| \leq \frac{1}{2\sqrt{2\pi}} \int t^{2l} q(t) dt, \quad |\xi| \leq a_1,$$

and so

$$\frac{1}{2\sqrt{2\pi}} \int t^{2l} q(t) dt \leq \frac{1}{w(\xi) \xi^{2(l-n)}} \leq \frac{3}{2\sqrt{2\pi}} \int t^{2l} q(t) dt, \quad |\xi| \leq a_1,$$

or

$$\frac{1}{\frac{3}{2\sqrt{2\pi}} \int t^{2l} q(t) dt} \leq w(\xi) \xi^{2(l-n)} \leq \frac{1}{\frac{1}{2\sqrt{2\pi}} \int t^{2l} q(t) dt}.$$

Now choose

$$c_a = \frac{1}{\frac{3}{2\sqrt{2\pi}} \int t^{2l} q(t) dt}, \quad c'_a = 3c_a.$$

If $a \leq a_1$ we are done. If $a > a_1$ we use the continuity of w and 5.11 to prove that there exist $C_1, C_2 > 0$ such that $0 < C_1 \leq w(\xi) \leq C_2$ for $a_1 \leq |\xi| \leq a$. The inequalities 5.16 then follow easily.

Regarding smoothness, we noted at the start of this proof that $\widehat{q} \in C_B^{(2l)}$ and consequently $\Delta^{2l} \widehat{q}_k \in C_B^{(2l)}$. Further, equation 5.6 implies that $\Delta_{2l} \widehat{q}(\xi) > 0$ when $\xi \neq 0$. But $w(\xi) = \frac{\xi^{2n}}{\Delta_{2l} \widehat{q}(\xi)}$ and so $w \in C^{(2l)}(\mathbb{R} \setminus \{0\})$. Finally, 5.15 of this theorem implies that $\lim_{\xi \rightarrow 0} \frac{1}{w(\xi) \xi^{2(l-n)}}$ exists and is positive. Thus

$\lim_{\xi \rightarrow 0} w(\xi) \xi^{2(l-n)}$ exists and so the function $w(\xi) \xi^{2(l-n)}$ is continuous. ■

A multi-dimensional analogue of Theorem 206 is:

Corollary 212 Tensor product central difference weight functions *Suppose the functions $\{q_j\}_{j=1}^d$ satisfy $q_j \in L^1(\mathbb{R}^1)$, $q_j \neq 0$, $q_j(x) \geq 0$. Define the tensor product function $w(\xi) = \prod_{j=1}^d \frac{\xi_j^{2n}}{\Delta_{2l} \widehat{q}_j(\xi_j)}$ for integers $l, n \geq 0$.*

Then:

1. w is a weight function on \mathbb{R}^d with $\mathcal{A} \subset \bigcup_{j=1}^d \{x : x_j = 0\}$. We call it a tensor product central difference weight function.

Further:

2. w **also satisfies property W02** for parameter $\kappa \in \mathbb{R}^1$ iff l and n also satisfy the conditions of Theorem 206 i.e.

$$\kappa + 1/2 < n \leq l,$$

and for some $R_j > 0$,

$$\int_{|t| \geq R_j} |t|^{2n-1} q_j(t) dt < \infty, \quad 1 \leq j \leq d.$$

3. w **also satisfies property W03** for parameter $\kappa \in \mathbb{R}^d$ iff l and n also satisfy the conditions

$$\kappa + 1/2 < n\mathbf{1} \leq l\mathbf{1},$$

and for some $R_j > 0$,

$$\int_{|t| \geq R_j} |t|^{2n-1} q_j(t) dt < \infty, \quad 1 \leq j \leq d.$$

Proof. Part 1 By part 1 of Theorem 15, w is a weight function and by equation 1.23 of Theorem 15 and Theorem 206 \mathcal{A} is as given.

Part 2 The weight function w **satisfies property W02** for $\kappa \in \mathbb{R}^1$ since the tensor product of univariate weight functions having property W02 for κ also satisfies property W02 for κ . This is part 2 of Theorem 15.

Part 3 The weight function w **satisfies property W03** for $\kappa \in \mathbb{R}^d$ follows from part 3 of Theorem 15. ■

Remark 213 The weight functions of Corollary 212 can be further generalized by choosing different values of n and l for each dimension i.e. n and l are vectors.

The next result gives some weight function properties which follow directly from Theorem 211.

Corollary 214 Suppose w is a univariate central difference weight function with parameters $n, l, q(\cdot)$ which satisfy the conditions of Theorem 211. Suppose in addition that $l = n$. Then w satisfies:

1. $w \in C^{(0)}(\mathbb{R}^1) \cap C^{(2n)}(\mathbb{R}^1 \setminus 0)$.

There exist constants $c_1, c_2 > 0$ such that:

2. $w(\xi) \geq c_1$, for all ξ .

3. $w(\xi) \geq c_2 \xi^{2n}$, for all ξ .

4. $\lim_{\xi \rightarrow 0} w(\xi) = \left(\frac{1}{2^{2n} \sqrt{2\pi}} \int t^{2n} q(t) dt \right)^{-1}$.

5. Parts 2 and 3 imply $X_w^0(\mathbb{R}^1) \hookrightarrow W^n(\mathbb{R}^1)$ where $W^n(\mathbb{R}^1)$ is the Sobolev space of order n . This is because, $1 + \xi^{2n} \leq (1 + \xi^2)^n \leq 2^n (1 + \xi^{2n})$.

5.2.3 Upper bounds for the weight function

To derive upper bounds on central difference weight functions we first derive the weight function for the case when q is a rectangular function.

Theorem 215 Suppose $b > a$ and q_R is the rectangular function

$$q_R(\xi) = \begin{cases} 1, & \xi \in [a, b], \\ 0, & \xi \notin [a, b]. \end{cases} \tag{5.17}$$

Then $q = q_R$ satisfies the conditions of Theorem 206 for $n = l = 1$ and the corresponding weight function is

$$w_R(\xi) = \frac{\sqrt{2\pi}}{8} \frac{\xi^2}{\frac{b-a}{2} - \frac{\cos(\frac{b+a}{2}\xi) \sin(\frac{b-a}{2}\xi)}{\xi}}, \tag{5.18}$$

with bounds

$$\frac{\sqrt{2\pi}}{6(b-a)}\xi^2 \leq w_R(\xi) \leq \frac{\sqrt{2\pi}}{2(b-a)}\xi^2, \quad |\xi| \geq \frac{4}{b-a}. \tag{5.19}$$

Proof. From 5.6

$$\begin{aligned} \frac{1}{w_R(\xi)} &= \frac{4}{\sqrt{2\pi}} \frac{1}{\xi^2} \int_{\mathbb{R}^1} \left(\sin^2 \frac{\xi t}{2} \right) q_R(t) dt = \frac{4}{\sqrt{2\pi}} \frac{1}{\xi^2} \int_a^b \sin^2 \frac{\xi t}{2} dt \\ &= \frac{8}{\sqrt{2\pi}} \frac{1}{\xi^2} \int_a^b \sin^2 \frac{\xi t}{2} dt. \end{aligned}$$

The integral is an even function of ξ so now assume $\xi > 0$. We now use the change of variables $s = \xi t/2$, $ds = (\xi/2) dt$ with new range $[a\xi/2, b\xi/2]$. Hence

$$\begin{aligned} \int_a^b \sin^2 \frac{\xi t}{2} dt &= \frac{2}{\xi} \int_{a\xi/2}^{b\xi/2} \sin^2 s ds = \frac{2}{\xi} \left[\frac{s}{2} - \frac{\sin 2s}{4} \right]_{a\xi/2}^{b\xi/2} \\ &= \frac{2}{\xi} \left(\frac{b-a}{4} \xi - \frac{\sin b\xi - \sin a\xi}{4} \right) \\ &= \frac{b-a}{2} - \frac{\sin b\xi - \sin a\xi}{2\xi} \\ &= \frac{b-a}{2} - \frac{1}{\xi} \cos \left(\frac{b+a}{2} \xi \right) \sin \left(\frac{b-a}{2} \xi \right), \end{aligned}$$

so that

$$\frac{1}{w_R(\xi)} = \frac{8}{\sqrt{2\pi}} \frac{1}{\xi^2} \left(\frac{b-a}{2} - \frac{1}{\xi} \cos \left(\frac{b+a}{2} \xi \right) \sin \left(\frac{b-a}{2} \xi \right) \right),$$

as required.

Regarding the inequality 5.19, if $|\xi| \geq \frac{4}{b-a}$ then $\frac{1}{|\xi|} \leq \frac{b-a}{4}$ and

$$\begin{aligned} w_R(\xi) &= \frac{\sqrt{2\pi}}{8} \frac{\xi^2}{\frac{b-a}{2} - \frac{\cos(\frac{b+a}{2}\xi) \sin(\frac{b-a}{2}\xi)}{\xi}} \leq \frac{\sqrt{2\pi}}{8} \frac{\xi^2}{\frac{b-a}{2} - \frac{1}{|\xi|}} \leq \frac{\sqrt{2\pi}}{8} \frac{\xi^2}{(b-a)/4} \\ &= \frac{\sqrt{2\pi}}{2(b-a)} \xi^2. \end{aligned}$$

Also, since $\frac{1}{|\xi|} \leq \frac{b-a}{4}$

$$w_R(\xi) = \frac{\sqrt{2\pi}}{8} \frac{\xi^2}{\frac{b-a}{2} - \frac{\cos(\frac{b+a}{2}\xi) \sin(\frac{b-a}{2}\xi)}{\xi}} \geq \frac{\sqrt{2\pi}}{8} \frac{\xi^2}{\frac{b-a}{2} + \frac{1}{|\xi|}} \geq \frac{\sqrt{2\pi}}{6(b-a)} \xi^2.$$

■

Remark 216 ?? *FINISH! Translation of q_R : Define $w_R(\xi; a, b) := w_R(\xi)$.*

$$\begin{aligned}
 & \frac{1}{w_R(\xi; a + \delta, b + \delta)} \\
 &= \frac{8}{\sqrt{2\pi}} \frac{1}{\xi^2} \int_{a+\delta}^{b+\delta} \sin^2 \frac{\xi t}{2} dt \\
 &= \frac{8}{\sqrt{2\pi}} \frac{1}{\xi^2} \int_a^b \sin^2 \frac{\xi(t+\delta)}{2} dt = \frac{8}{\sqrt{2\pi}} \frac{1}{\xi^2} \int_a^b \sin^2 \frac{\xi t + \xi \delta}{2} dt = \\
 &= \frac{8}{\sqrt{2\pi}} \frac{1}{\xi^2} \int_a^b \sin^2 \frac{\xi t + \xi \delta}{2} dt = \frac{4}{\sqrt{2\pi}} \frac{1}{\xi^2} \int_a^b (1 - \cos(\xi t + \xi \delta)) dt = \\
 &= \frac{4}{\sqrt{2\pi}} \frac{1}{\xi^2} \int_a^b (1 - \cos \xi t \cos \xi \delta + \sin \xi t \sin \xi \delta) dt \\
 &= \frac{4}{\sqrt{2\pi}} \frac{1}{\xi^2} \int_a^b (\cos \xi \delta - \cos \xi t \cos \xi \delta + 1 - \cos \xi \delta + \sin \xi t \sin \xi \delta) dt \\
 &= \frac{4}{\sqrt{2\pi}} \frac{\cos \xi \delta}{\xi^2} \int_a^b (1 - \cos \xi t) dt + \frac{4}{\sqrt{2\pi}} \frac{1 - \cos \xi \delta}{\xi^2} \int_a^b dt + \frac{4}{\sqrt{2\pi}} \frac{\sin \xi \delta}{\xi^2} \int_a^b \sin \xi t dt \\
 &= \frac{1}{w_R(\xi; a, b)} + \frac{8}{\sqrt{2\pi}} (b - a) \frac{\sin^2 \frac{\xi \delta}{2}}{\xi^2} + \frac{4}{\sqrt{2\pi}} \frac{\sin \xi \delta}{\xi^3} [-\cos \xi t]_a^b \\
 &= \frac{1}{w_R(\xi; a, b)} + \frac{8}{\sqrt{2\pi}} (b - a) \frac{\sin^2 \frac{\xi \delta}{2}}{\xi^2} + \frac{4}{\sqrt{2\pi}} \frac{\sin \xi \delta}{\xi^3} (\cos \xi a - \cos \xi b) \\
 &= \frac{1}{w_R(\xi; a, b)} + \frac{8}{\sqrt{2\pi}} (b - a) \frac{\sin^2 \frac{\delta \xi}{2}}{\xi^2} + \frac{8}{\sqrt{2\pi}} \frac{\sin \delta \xi}{\xi^3} \sin(a + b) \xi \sin(b - a) \xi.
 \end{aligned}$$

We can now write

$$\begin{aligned}
 \frac{1}{w_R(\xi; a + \delta, b + \delta)} &= \frac{1}{w_R(\xi; a, b)} + \frac{2}{\sqrt{2\pi}} (b - a) \delta^2 \frac{\sin^2 \frac{\delta \xi}{2}}{\left(\frac{\delta \xi}{2}\right)^2} + \\
 &+ \frac{32}{\sqrt{2\pi}} (b^2 - a^2) \delta \frac{\sin\left(\frac{1}{2}2\delta\xi\right) \sin\left(\frac{1}{2}2(a+b)\xi\right) \sin\left(\frac{1}{2}2(b-a)\xi\right)}{\frac{1}{2}2\delta\xi \frac{1}{2}2(a+b)\xi \frac{1}{2}2(b-a)\xi} \\
 &= ?? \frac{1}{w_R(\xi; a, b)} + \frac{2^{??}c_1}{\sqrt{2\pi}} (b - a) \delta^2 \widehat{\Lambda}(\delta\xi) + \\
 &+ \frac{8^{??}c_2}{\sqrt{2\pi}} \delta \widehat{R}(2\delta\xi) \left(\frac{a+b}{2}\right) \widehat{R}(2(a+b)\xi) \left(\frac{b-a}{2}\right) \widehat{R}(2(b-a)\xi),
 \end{aligned}$$

where $R * R = \Lambda$.

Now take the inverse Fourier transform to get

$$\begin{aligned}
 \left(\frac{1}{w_R(\xi; a + \delta, b + \delta)}\right)^\vee(x) &= \left(\frac{1}{w_R(\xi; a, b)}\right)^\vee(x) + \frac{2^{??}c_1}{\sqrt{2\pi}} (b - a) (\operatorname{sgn} \delta) \Lambda\left(\frac{x}{\delta}\right) + \\
 &+ \frac{8^{??}c_2}{\sqrt{2\pi}} (\operatorname{sgn} \delta) R\left(\frac{\cdot}{2\delta}\right) * R\left(\frac{\cdot}{2(a+b)}\right) * R\left(\frac{\cdot}{2(b-a)}\right).
 \end{aligned}$$

Corollary 217 The weight function w_R of Theorem 215 is a $C_{BP}^\infty(\mathbb{R}^1)$ function.

Proof. We continue w_R to \mathbb{C}^1 as the function of a complex variable:

$$w_R(z) = \frac{\sqrt{2\pi}}{4} \frac{1}{\frac{(b-a)z - (\sin bz - \sin az)}{z^3}}, \quad z \in \mathbb{C}^1,$$

and note that

$$\frac{(b-a)z - (\sin bz - \sin az)}{z^3} = \frac{(b^3 - a^3)}{3!} - \frac{(b^5 - a^5)z^2}{5!} + \frac{(b^7 - a^7)z^4}{7!} - \dots,$$

is analytic and non-zero in a neighborhood of the origin. The theory of *division of a power series* implies that $w_R(z)$ is also analytic in a neighborhood of the origin. Thus w_R is C^∞ in a neighborhood of the origin.

To prove that w_R is C^∞ away from the origin we write

$$w_R(\xi) = \frac{\sqrt{2\pi}}{8} \frac{1}{\left(\frac{b-a}{2}\right)^3} f_R\left(\frac{b-a}{2}\xi\right),$$

where

$$f_R(\xi) = \frac{\xi^2}{1 - \cos\left(\frac{b+a}{b-a}\xi\right) \frac{\sin \xi}{\xi}}.$$

It is clear that $\cos\left(\frac{b+a}{b-a}\xi\right) \frac{\sin \xi}{\xi} = 1$ iff $\xi = 0$, so that $f_R \in C^\infty$ away from the origin and hence that $w \in C^\infty$ away from the origin. Finally, since we can write $|f_R(\xi)| \leq \xi^2$ we have $w \in C_{BP}^\infty$. ■

The previous theorem will now be applied to derive an upper bound for the central difference weight functions with parameters $n = l = 1$.

Corollary 218 *For the case $n = l = 1$ the univariate central difference weight function $w(\xi) = \frac{\xi^2}{\Delta_{2q}(\xi)}$ of Theorem 206 satisfies an inequality of the form*

$$w(\xi) \leq cw_R(\xi), \quad \xi \in \mathbb{R}^1.$$

where w_R was defined in Theorem 215.

Proof. By assumption $q \in L^1(\mathbb{R}^1)$, $q(\xi) \geq 0$ for all $\xi \in \mathbb{R}^1$. Therefore, since an integrable function can be defined using simple functions i.e. the characteristic functions of intervals, there exist constants $b > a$ and $c > 0$ such that $q(\xi) \geq cq_R(\xi)$ for $\xi \in [a, b]$ where q_R be the rectangular function defined by 5.17. Then from 5.6 and Theorem 215

$$\frac{1}{w(\xi)} = \frac{4}{\sqrt{2\pi}} \frac{1}{\xi^2} \int_{\mathbb{R}^1} \sin^2 \frac{\xi t}{2} q(t) dt \geq \frac{4}{\sqrt{2\pi}} \frac{c}{\xi^2} \int_a^b \sin^2 \frac{\xi t}{2} q_R(t) dt = \frac{c}{w_R(\xi)}.$$

■

For an arbitrary central difference weight function inequality 5.11 gave an order $2n$ lower bound on the growth of a weight function at infinity. We now derive an upper bound at infinity which is also of order $2n$.

Theorem 219 *There exist constants $0 \leq a < b$ such that the univariate central difference weight function $w(\xi) = \frac{\xi^{2n}}{\Delta_{2lq}(\xi)}$ of Theorem 206 satisfies inequalities of the form*

$$w(\xi) \leq \begin{cases} \frac{c_2}{\xi^{2(l-n)}}, & |\xi| \leq \frac{\pi}{b-a}, \\ 2c_1\xi^{2n}, & |\xi| > \frac{\pi}{b-a}. \end{cases} \quad (5.20)$$

where c_1 and c_2 are given by equations 5.24 and 5.26 respectively.

Proof. The proof will involve calculating a lower bound for $1/w$. Choose $0 \leq a < b$ and c_0 such that $w(\xi) \geq c_0$ when $\xi \in [a, b]$. Set $\delta = b - a$. We start with equation 5.6 so that

$$\frac{1}{\xi^{2(l-n)}w(\xi)} = \frac{2^{2l}}{\sqrt{2\pi}} \frac{1}{\xi^{2l}} \int_{\mathbb{R}^1} \sin^{2l} \frac{\xi t}{2} q(t) dt \geq \frac{2^{2l}c_0}{\sqrt{2\pi}} \frac{1}{\xi^{2l}} \int_a^b \sin^{2l} \frac{\xi t}{2} dt.$$

Since w is an even function we can assume $\xi > 0$. Applying the change of variables $s = \xi t/2$ gives

$$\frac{1}{\xi^{2(l-n)}w(\xi)} \geq \frac{2^{2l+1}c_0}{\sqrt{2\pi}} \frac{1}{\xi^{2l+1}} \int_{a\xi/2}^{b\xi/2} \sin^{2l} s ds. \quad (5.21)$$

Now $b\xi/2 - a\xi/2 = \delta\xi/2 = k\pi + \sigma\pi$ for some $0 \leq \sigma < 1$, and

$$\begin{aligned} \int_{a\xi/2}^{b\xi/2} \sin^{2l} s ds &= \int_{a\xi/2}^{a\xi/2+k\pi} \sin^{2l} s ds + \int_{a\xi/2+k\pi}^{a\xi/2+k\pi+\sigma\pi} \sin^{2l} s ds \\ &= \int_0^{k\pi} \sin^{2l} s ds + \int_{a\xi/2}^{a\xi/2+\sigma\pi} \sin^{2l} s ds \\ &= 2k \int_0^{\pi/2} \sin^{2l} s ds + \int_{a\xi/2}^{a\xi/2+\sigma\pi} \sin^{2l} s ds. \end{aligned}$$

Since $\delta\xi/2 = k\pi + \sigma\pi$ implies $\delta\xi/2 < (k+1)\pi$ and $\frac{\delta\xi}{2\pi} - 1 < k$,

$$\int_{a\xi/2}^{b\xi/2} \sin^{2l} s ds \geq 2k \int_0^{\pi/2} \sin^{2l} s ds \geq \left(\frac{\delta\xi}{\pi} - 2\right) \int_0^{\pi/2} \sin^{2l} s ds. \quad (5.22)$$

We now split the range of ξ into the intervals: $0 < \xi \leq \frac{\pi}{\delta}$, $\frac{\pi}{\delta} \leq \xi < \frac{4\pi}{\delta}$ and $\xi \geq \frac{4\pi}{\delta}$ and consider each as a separate case.

Case 1: $\xi \geq \frac{4\pi}{\delta}$ Here $k \geq 2$ and $\frac{2}{\xi} \leq \frac{\delta}{2\pi}$ so that from 5.21 and 5.22

$$\begin{aligned} \frac{1}{\xi^{2(l-n)}w(\xi)} &\geq \frac{2^{2l+1}c_0}{\sqrt{2\pi}} \frac{1}{\xi^{2l+1}} \int_{a\xi/2}^{b\xi/2} \sin^{2l} s ds \geq \frac{2^{2l+1}c_0}{\sqrt{2\pi}} \frac{1}{\xi^{2l+1}} \left(\frac{\delta\xi}{\pi} - 2\right) \int_0^{\pi/2} \sin^{2l} s ds \\ &= \frac{2^{2l+1}c_0}{\sqrt{2\pi}} \frac{1}{\xi^{2l}} \left(\frac{\delta}{\pi} - \frac{2}{\xi}\right) \int_0^{\pi/2} \sin^{2l} s ds \\ &\geq \frac{2^{2l+1}c_0}{\sqrt{2\pi}} \frac{1}{\xi^{2l}} \left(\frac{\delta}{\pi} - \frac{\delta}{2\pi}\right) \int_0^{\pi/2} \sin^{2l} s ds \\ &= \frac{2^{2l+1}c_0}{\sqrt{2\pi}} \frac{1}{\xi^{2l}} \frac{\delta}{2\pi} \int_0^{\pi/2} \sin^{2l} s ds \\ &= \frac{2^{2l}}{\sqrt{2\pi}} \frac{1}{\pi} \left(\int_0^{\pi/2} \sin^{2l} s ds\right) \frac{\delta c_0}{\xi^{2l}} \\ &= \frac{2^{2l}}{\sqrt{2\pi}} \frac{1}{2} \frac{(2l)!}{2^{2l} (l!)^2} \frac{\delta c_0}{\xi^{2l}} \\ &= \frac{1}{2\sqrt{2\pi}} \frac{(2l)!}{(l!)^2} \frac{\delta c_0}{\xi^{2l}}, \end{aligned}$$

and thus

$$w(\xi) \leq c_1 \xi^{2n}, \quad \xi \geq \frac{4\pi}{\delta}, \quad (5.23)$$

where

$$c_1 = 2\sqrt{2\pi} \frac{(l!)^2}{(2l)!} \frac{1}{(b-a)c_0}. \quad (5.24)$$

Case 2: $0 < \xi < \frac{\pi}{\delta}$ Here $k = 0$ and $b\xi/2 - a\xi/2 = \delta\xi/2 < \pi/2$ so that $\sin s \geq \frac{2}{\pi}s$ and

$$\begin{aligned} \int_{a\xi/2}^{b\xi/2} \sin^{2l} s ds &\geq \int_{a\xi/2}^{b\xi/2} \left(\frac{2}{\pi}s\right)^{2l} ds \geq \left(\frac{2}{\pi}\right)^{2l} \left[\frac{s^{2l+1}}{2l+1}\right]_{a\xi/2}^{b\xi/2} \\ &= \frac{1}{2} \left(\frac{1}{\pi}\right)^{2l} \frac{1}{2l+1} (b^{2l+1} - a^{2l+1}) \xi^{2l+1}. \end{aligned}$$

Thus by 5.21

$$\begin{aligned} \frac{1}{\xi^{2(l-n)}w(\xi)} &\geq \frac{2^{2l+1}c_0}{\sqrt{2\pi}} \frac{1}{\xi^{2l+1}} \int_{a\xi/2}^{b\xi/2} \sin^{2l} s ds \geq \frac{2^{2l+1}c_0}{\sqrt{2\pi}} \frac{1}{2} \left(\frac{1}{\pi}\right)^{2l} \frac{1}{2l+1} (b^{2l+1} - a^{2l+1}) \\ &\geq \frac{1}{\sqrt{2\pi}} \left(\frac{2}{\pi}\right)^{2l} \frac{b^{2l+1} - a^{2l+1}}{2l+1} c_0, \end{aligned}$$

and

$$w(\xi) \leq \frac{c_2}{\xi^{2(l-n)}}, \quad 0 < \xi < \frac{\pi}{\delta}, \quad (5.25)$$

where

$$c_2 = \frac{1}{\sqrt{2\pi}} \left(\frac{2}{\pi}\right)^{2l} \frac{(b^{2l+1} - a^{2l+1}) c_0}{2l+1}. \quad (5.26)$$

Case 3: $\frac{\pi}{\delta} \leq \xi < \frac{4\pi}{\delta}$ Here

$$\int_{a\xi/2}^{b\xi/2} \sin^{2l} s ds \geq \int_0^{\pi/2} \sin^{2l} s ds,$$

so that by 5.21

$$\begin{aligned} \frac{1}{\xi^{2(l-n)} w(\xi)} &\geq \frac{2^{2l+1} c_0}{\sqrt{2\pi}} \frac{1}{\xi^{2l+1}} \int_{a\xi/2}^{b\xi/2} \sin^{2l} s ds \geq \frac{2^{2l+1} c_0}{\sqrt{2\pi}} \frac{1}{\xi^{2l+1}} \int_0^{\pi/2} \sin^{2l} s ds \\ &= \frac{2^{2l+1} c_0}{\sqrt{2\pi}} \frac{1}{\xi^{2l+1}} \frac{\pi}{2} \frac{(2l)!}{2^{2l} (l!)^2} \\ &= \frac{\sqrt{2\pi}}{2} \frac{(2l)!}{(l!)^2} \frac{c_0}{\xi^{2l+1}}. \end{aligned}$$

Thus

$$w(\xi) \leq \frac{2}{\sqrt{2\pi}} \frac{(l!)^2 \xi^{2n+1}}{(2l)! c_0} \leq \frac{2}{\sqrt{2\pi}} \frac{(l!)^2 \xi^{2n}}{(2l)! c_0} \frac{4\pi}{\delta} = 4\sqrt{2\pi} \frac{(l!)^2}{(2l)!} \frac{1}{c_0 \delta} \xi^{2n} = 2c_1 \xi^{2n},$$

and

$$w(\xi) \leq 2c_1 \xi^{2n}, \quad \frac{\pi}{\delta} \leq \xi < \frac{4\pi}{\delta}. \tag{5.27}$$

Noting that w is an even function the inequalities 5.23, 5.25 and 5.27 imply 5.20 as desired. ■

We have the following results for univariate central difference weight function near zero and infinity:

Corollary 220 Suppose w is a central difference weight function on \mathbb{R}^1 with parameters $n, l, q(\cdot)$ which satisfies the condition 5.14. Then for any $r > 0$ there exist constants $c_r, c'_r, k_r, k'_r > 0$ such that

$$k_r \xi^{2n} \leq w(\xi) \leq k'_r \xi^{2n}, \quad |\xi| \geq r, \tag{5.28}$$

and

$$\frac{c_r}{\xi^{2(l-n)}} \leq w(\xi) \leq \frac{c'_r}{\xi^{2(l-n)}}, \quad |\xi| \leq r. \tag{5.29}$$

Also

$$X_w^0(\mathbb{R}^1) \hookrightarrow W^n(\mathbb{R}^1).$$

Proof. Inequalities 5.28 follow from inequality 5.20 of Theorem 219 and inequality 5.11 of Theorem 210.

Inequalities 5.29 are the inequalities 5.16 of Theorem 211.

When $r = 1$, 5.28 implies $k_r (1 + \xi^{2n}) \leq w(\xi)$ when $|\xi| \geq 1$, and 5.29 implies $c_r (1 + \xi^{2n}) \leq w(\xi)$ when $|\xi| \leq 1$. Thus $k_r (1 + \xi^{2n}) \leq w(\xi)$ for all ξ so that

$$\begin{aligned} X_w^0 &= \left\{ u \in S' : \hat{u} \in L_{loc}^1, \int w |\hat{u}|^2 < \infty \right\} \\ &\subset \left\{ u \in S' : \hat{u} \in L_{loc}^1, \int (1 + \xi^{2n}) |\hat{u}|^2 < \infty \right\} \\ &= \left\{ u \in S' : \hat{u} \in L_{loc}^1, \int (1 + \xi^2)^n |\hat{u}|^2 < \infty \right\} \\ &= W^n. \end{aligned}$$

■

Later we will be interested in the sequence of central difference weight functions $\{w_k\}$ which corresponds to $b = k^{-1} > 0$ and $a = -k^{-1}$ where k is a positive integer. These weight functions have the following properties:

Corollary 221 Suppose $k \geq 1$ is an integer and R is the unit rectangular function with support on $[-1, 1] \subset \mathbb{R}^1$.

Then $q_k(\xi) = \frac{k}{2} R(k\xi)$ satisfies the conditions of Theorem 206 for $n = l = 1$ and the corresponding central difference weight function is

$$w_k(\xi) = \frac{\sqrt{2\pi}}{16} k^3 f_R\left(\frac{\xi}{k}\right),$$

where

$$f_R(\xi) = \frac{\xi^2}{1 - \frac{\sin \xi}{\xi}}.$$

Proof. The function $\frac{k}{2}R(k\xi)$ is a rectangular function equal to $\frac{k}{2}$ on $[-\frac{1}{k}, \frac{1}{k}]$. Thus $a = -\frac{1}{k}$ and $b = \frac{1}{k}$ so that by Theorem 215

$$w_k(\xi) = \frac{\sqrt{2\pi}}{16} \frac{\xi^2}{\frac{1}{k} - \frac{\sin(\xi/k)}{\xi}} = \frac{\sqrt{2\pi}}{16} \frac{\xi^3}{\frac{\xi}{k} - \sin \frac{\xi}{k}} = \frac{\sqrt{2\pi}}{16} k^3 f_R(\xi/k).$$

■

5.3 The central difference basis functions

In Subsection 5.3.1 we derive multiplicative convolution formulas for the univariate central difference basis function and its derivatives.

Subsection 5.3.2: We derive Lipschitz continuity estimates based on the multiplicative convolution formulas.

In Subsection 5.3.3 we give formulas for the univariate central difference basis function and its derivatives that does not involve calculating the extended B-spline basis functions but instead involve calculating partial moments of q . These results also give information about the support of the basis function and an improved smoothness estimate which does not involve assuming that q is bounded.

In Subsection 5.3.4 we will use the tempered distribution Taylor series expansion introduced in Section 3.2 and the theory of the spaces $S_{\emptyset,k} \subset S$ introduced in Definition 421 to confirm the partial moment formulas for the central difference basis function. In the process we obtain another multiplicative convolution formula which is given in Theorem 240.

Subsection 5.3.5: We derive Lipschitz continuity estimates based on partial moment formulas.

5.3.1 A multiplicative convolution formula for the basis function

We will now derive a multiplicative convolution formula for the basis functions of zero order generated by the central difference weight functions of Definition 205. In Theorem 66 it was shown that a univariate extended B-spline basis function G_s is such that $G_s \in C_0^{(2n-2)}(\mathbb{R}^1)$ and $D^{2n-1}G_s$ is a piecewise constant function. In the next two theorems we will prove analogues of these results for the central difference basis functions. In fact we show that a central difference basis function G_c is an even function such that $G_c \in C_B^{(2n-2)}(\mathbb{R}^1)$, $D^{2n-1}G_c \in C^{(0)}(\mathbb{R}^1 \setminus 0) \cap L^\infty$.

Theorem 222 (Multiplicative convolution formula) Suppose w is the tensor product central difference weight function with property W02 or W03 defined in Corollary 212. Set

$$G_s(t) = (-1)^{l-n} \frac{(2\pi)^{l/2}}{2^{2(l-n)+1}} D^{2(l-n)} \left((*\Lambda)^l \right) \left(\frac{t}{2} \right), \tag{5.30}$$

where G_s is the extended B-spline basis function defined by 1.53.

Then this weight function generates the tensor product basis function $G_c(x) = \prod_{i=1}^d G_1(x_i)$ where

$$G_1(s) = \frac{2^{2(l-n)+1}}{\sqrt{2\pi}} \int_{\mathbb{R}^1} G_s \left(\frac{2s}{t} \right) |t|^{2n-1} q(t) dt, \quad s \in \mathbb{R}^1, \tag{5.31}$$

$G_1 \in C_B^{(2n-2)}$ and G_1 is an **even function**. Further, for $1 \leq k \leq 2n - 2$,

$$D^k G_1(s) = \frac{2^{2(l-n)+k+1}}{\sqrt{2\pi}} \int (D^k G_s) \left(\frac{2s}{|t|} \right) |t|^{2n-k-1} q(t) dt, \quad s \in \mathbb{R}^1, \tag{5.32}$$

Finally, for $0 \leq \tau \leq k$,

$$|D^k G_1(s)| \leq \frac{\| |\cdot|^\tau D^k G_s \|_\infty \| |\cdot|^{2n-k-1+\tau} q \|_1}{|s|^\tau}, \quad s \in \mathbb{R}^1 \setminus 0.$$

Proof. We first note that from Subsection 1.4.5 the multivariate basis function will just be the product of the univariate basis functions.

Because of the multiplicity of variables involved we will use the notation $F[\cdot]$ for the Fourier transform. We want to express $1/w$ as a Fourier transform. Continuing on from equation 5.6,

$$\begin{aligned}
\frac{1}{w(\xi)} &= \frac{1}{\sqrt{2\pi}} \frac{1}{\xi^{2n}} \int_{\mathbb{R}^1} 2^{2l} \sin^{2l} \frac{\xi t}{2} q(t) dt \\
&= \frac{1}{\sqrt{2\pi}} \frac{1}{\xi^{2n}} \int_{\mathbb{R}^1} 2^{2l} \left(\frac{\xi t}{2}\right)^{2l} \frac{\sin^{2l} \frac{\xi t}{2}}{\left(\frac{\xi t}{2}\right)^{2l}} q(t) dt \\
&= \frac{1}{\sqrt{2\pi}} \frac{1}{\xi^{2n}} \int_{\mathbb{R}^1} (\xi t)^{2l} \frac{\sin^{2l} \frac{\xi t}{2}}{\left(\frac{\xi t}{2}\right)^{2l}} q(t) dt \\
&= \frac{1}{\sqrt{2\pi}} \int_{\mathbb{R}^1} (\xi t)^{2(l-n)} \frac{\sin^{2l} \frac{\xi t}{2}}{\left(\frac{\xi t}{2}\right)^{2l}} t^{2n} q(t) dt \\
&= \frac{1}{\sqrt{2\pi}} \int_{\mathbb{R}^1} (\xi t)^{2(l-n)} \left(\frac{\sin^2 \frac{\xi t}{2}}{\left(\frac{\xi t}{2}\right)^2}\right)^l t^{2n} q(t) dt \\
&= \frac{1}{\sqrt{2\pi}} \int_{\mathbb{R}^1} (\xi t)^{2(l-n)} \left(\sqrt{2\pi} \widehat{\Lambda}(\xi t)\right)^l t^{2n} q(t) dt \\
&= \frac{1}{\sqrt{2\pi}} \int_{\mathbb{R}^1} (2\pi)^{l/2} (\xi t)^{2(l-n)} F\left[(*\Lambda)^l\right] (\xi t) t^{2n} q(t) dt \\
&= \frac{1}{\sqrt{2\pi}} \int_{\mathbb{R}^1} F\left[(-1)^{(l-n)} (2\pi)^{l/2} D^{2(l-n)} (*\Lambda)^l\right] (\xi t) t^{2n} q(t) dt \\
&= \frac{2^{2(l-n)+1}}{\sqrt{2\pi}} \int_{\mathbb{R}^1} F[G_s(2x)] (\xi t) t^{2n} q(t) dt \\
&= \frac{2^{2(l-n)+1}}{\sqrt{2\pi}} \int_{\mathbb{R}^1} F_x\left[G_s\left(\frac{2x}{t}\right)\right] (\xi) |t|^{2n-1} q(t) dt.
\end{aligned}$$

Now

$$\begin{aligned}
G_1(s) &= \frac{1}{\sqrt{2\pi}} \int_{\mathbb{R}^1} \frac{e^{i\xi s}}{w(\xi)} d\xi \\
&= \frac{2^{2(l-n)+1}}{2\pi} \int_{\mathbb{R}^1} \int_{\mathbb{R}^1} e^{i\xi s} F_s\left[G_s\left(\frac{2s}{t}\right)\right] (\xi) |t|^{2n-1} q(t) dt d\xi,
\end{aligned} \tag{5.33}$$

and we want to use Fubini's theorem to change the order of integration. Indeed

$$\begin{aligned}
& \int \int \left| e^{i\xi s} F_s \left[G_s \left(\frac{2s}{t} \right) \right] (\xi) |t|^{2n-1} q(t) \right| d\xi dt \\
& \leq \int \int \left| F_s \left[G_s \left(\frac{2s}{t} \right) \right] (\xi) \right| d\xi |t|^{2n-1} q(t) dt \\
& = \int \int \left| F[G_s] \left(\frac{1}{2}\xi t \right) \right| \frac{1}{2} |t| d\xi |t|^{2n-1} q(t) dt \\
& = \int \int \frac{\sin^{2l}(\xi t/2)}{(\xi t/2)^{2n}} \frac{1}{2} |t| d\xi |t|^{2n-1} q(t) dt \\
& = \int \int \frac{\sin^{2l}(\xi |t|/2)}{(\xi |t|/2)^{2n}} \frac{1}{2} |t| d\xi |t|^{2n-1} q(t) dt \\
& : \eta = \xi |t|/2, \quad d\eta = \frac{1}{2} |t| d\xi \Rightarrow \\
& = \int \int \frac{\sin^{2l}\eta}{\eta^{2n}} d\eta |t|^{2n-1} q(t) dt \\
& = \int \int F[G_s](\eta) d\eta |t|^{2n-1} q(t) dt \\
& = \sqrt{2\pi} G_s(0) \int |t|^{2n-1} q(t) dt \\
& < \infty,
\end{aligned}$$

by the assumptions of Corollary 212. Hence the order of integration can be reversed to give

$$\begin{aligned}
G_1(s) &= \frac{2^{2(l-n)+1}}{2\pi} \int \int e^{i\xi s} F_s \left[G_s \left(\frac{2s}{t} \right) \right] (\xi) d\xi |t|^{2n-1} q(t) dt \\
&= \frac{2^{2(l-n)+1}}{\sqrt{2\pi}} \int G_s \left(\frac{2s}{t} \right) |t|^{2n-1} q(t) dt,
\end{aligned}$$

as required.

By Theorem 206 w is even. Hence G_1 is even since w is real-valued. Also by Theorem 206, $\kappa + 1/2 < n$ so that $\lfloor 2\kappa \rfloor \leq 2n - 2$. But by Theorem 53 $G_1 \in C_B^{(\lfloor 2\kappa \rfloor)}$ and so $G_1 \in C_B^{(2n-2)}$.

To prove 5.32 we start with the equations 5.33 for G_1 . If $k \leq 2n - 2$

$$\begin{aligned}
D^k G_1(s) &= \frac{1}{\sqrt{2\pi}} \int \frac{(i\xi)^k e^{i\xi s}}{w(\xi)} d\xi \\
&= \frac{1}{\sqrt{2\pi}} \int e^{i\xi s} (i\xi)^k \left(\frac{2^{2(l-n)+1}}{\sqrt{2\pi}} \int F_x \left[G_s \left(\frac{2x}{t} \right) \right] (\xi) |t|^{2n-1} q(t) dt \right) d\xi \\
&= \frac{2^{2(l-n)+1}}{2\pi} \int \int e^{i\xi s} (i\xi)^k F_x \left[G_s \left(\frac{2x}{t} \right) \right] (\xi) |t|^{2n-1} q(t) dt d\xi \\
&= \frac{2^{2(l-n)+1}}{2\pi} \int \int e^{i\xi s} (i\xi)^k F_x \left[G_s \left(\frac{2x}{|t|} \right) \right] (\xi) |t|^{2n-1} q(t) dt d\xi \\
&= \frac{2^{2(l-n)+k+1}}{2\pi} \int \int e^{i\xi s} F_x \left[(D^k G_s) \left(\frac{2x}{|t|} \right) \right] (\xi) |t|^{2n-k-1} q(t) dt d\xi \\
&= \frac{2^{2(l-n)+k+1}}{2\pi} \int \int e^{i\xi s} F_x \left[(D^k G_s) \left(\frac{2x}{|t|} \right) \right] (\xi) |t|^{2n-k-1} q(t) dt d\xi.
\end{aligned}$$

An argument similar to that used to change the order of integration in the case $k = 0$ allows us to write

$$\begin{aligned}
D^k G_1(s) &= \frac{2^{2(l-n)+k+1}}{2\pi} \int \int e^{i\xi s} F_x \left[(D^k G_s) \left(\frac{2x}{|t|} \right) \right] (\xi) d\xi |t|^{2n-k-1} q(t) dt \\
&= \frac{2^{2(l-n)+k+1}}{\sqrt{2\pi}} \int (D^k G_s) \left(\frac{2s}{|t|} \right) |t|^{2n-k-1} q(t) dt,
\end{aligned}$$

as required.

Again from 5.32, since $D^k G_s$ is bounded with bounded support, for any $0 \leq \tau \leq k$,

$$\begin{aligned} |s|^\tau |D^k G_1(s)| &\leq \int_{\mathbb{R}^1} |s|^\tau (D^k G_s) \left(\frac{2s}{t}\right) |t|^{2n-k-1} q(t) dt \\ &= \int \left|\frac{s}{t}\right|^\tau (D^k G_s) \left(\frac{2s}{t}\right) |t|^{2n-k-1+\tau} q(t) dt \\ &= 2^{-\tau} \int \left|\frac{2s}{t}\right|^\tau (D^k G_s) \left(\frac{2s}{t}\right) |t|^{2n-k-1+\tau} q(t) dt \\ &\leq 2^{-\tau} \| |\cdot|^\tau D^k G_s \|_\infty \int |t|^{2n-k-1+\tau} q(t) dt \\ &= 2^{-\tau} \| |\cdot|^\tau D^k G_s \|_\infty \| |\cdot|^{2n-k-1+\tau} q \|_1, \end{aligned}$$

so that

$$|D^k G_1(s)| \leq 2^{-\tau} \frac{\| |\cdot|^\tau D^k G_s \|_\infty \| |\cdot|^{2n-k-1+\tau} q \|_1}{|s|^\tau}.$$

■

Remark 223 Check The formula 5.31 can be checked by replacing $q(t)$ by the sequence q_k in 5.3.

Formally $\frac{\sqrt{2\pi}}{2^{2l}} k \psi(k(t-2)) \rightarrow \frac{\sqrt{2\pi}}{2^{2l}} \delta(t-2)$ so

$$\begin{aligned} \frac{2^{2(l-n)+1}}{\sqrt{2\pi}} \int G_s \left(\frac{2s}{t}\right) |t|^{2n-1} q_k(t) dt &\rightarrow \frac{2^{2(l-n)+1}}{\sqrt{2\pi}} \int G_s \left(\frac{2s}{t}\right) |t|^{2n-1} \frac{\sqrt{2\pi}}{2^{2l}} \delta(t-2) dt \\ &= 2^{-2n+1} \int G_s \left(\frac{2s}{t}\right) |t|^{2n-1} \delta(t-2) dt \\ &= 2^{-2n+1} G_s \left(\frac{2s}{2}\right) 2^{2n-1} \\ &= G_s(s). \end{aligned}$$

Similarly, the derivative formulas 5.32 yield

$$\frac{2^{2(l-n)+k+1}}{\sqrt{2\pi}} \int (D^k G_s) \left(\frac{2s}{t}\right) |t|^{2n-k-1} q(t) dt \rightarrow D^k G_s(s).$$

Remark 224 Calculating q_e from the central difference basis function G_c . Here we will derive the formula 5.35.

The expressions 5.32 and 5.31 are **multiplicative convolutions** and exponential substitutions would convert them into **additive convolutions**. Then the Fourier transform could be used to express q in terms of the basis function and perhaps even enable us to characterize the basis functions.

?? **UNFINISHED! FIX!** Write

$$\begin{aligned} G_c(s) &= \frac{2^{2(l-n)+1}}{\sqrt{2\pi}} \int_{\mathbb{R}^1} G_s \left(\frac{2s}{t}\right) |t|^{2n-1} q(t) dt = \frac{2^{2(l-n)+2}}{\sqrt{2\pi}} \int_0^\infty G_s \left(\frac{2s}{t}\right) |t|^{2n-1} q_e(t) dt, \\ q_e(t) &:= (q(t) + q(-t)) / 2. \end{aligned}$$

Noting that G_c is an even function, set $s = e^u$ and $t = e^v$ so that

$$G_c(e^u) = \frac{2^{2(l-n)+2}}{\sqrt{2\pi}} \int_{-\infty}^\infty G_s(2e^{u-v}) e^{(2n-1)v} q_e(e^v) e^v dv = \frac{2^{2(l-n)+2}}{\sqrt{2\pi}} \int_{-\infty}^\infty G_s(2e^{u-v}) e^{2nv} q_e(e^v) dv. \quad (5.34)$$

Define

$$\begin{aligned} H_c(u) &:= G_c(e^u), \\ H_\Lambda(x) &:= 2^{2(l-n)+2} G_s(2e^x), \\ p_e(v) &:= e^{2nv} q_e(e^v), \end{aligned}$$

so that formally

$$H_c = H_\Lambda * p_e.$$

But

$$\int p_e(v) dv = \int e^{2nv} q_e(e^v) dv = \int_0^\infty t^{2n-1} q_e(t) dt < \infty,$$

so $p_e \in L^1$ and so $p_e \in S'$ with $\widehat{p_e} \in C_B^{(0)}$. Also, G_s has bounded support so $H_\Lambda \in C^{(0)} \cap L^2 \cap \mathcal{E}'$ and $\widehat{H_\Lambda} \in C_{BP}^\infty$. This means that $H_c \in L^2$ and the formula 5.34 is valid and equals the distribution formula in $S' * \mathcal{E}'$ given in 2.9.6 of Vladimirov [59]. Further, 2.9.5 of Vladimirov [59] now allows us to take the tempered distribution Fourier transform to get

$$\begin{aligned} \widehat{H_c} = \widehat{H_\Lambda} \widehat{p_e} &\Rightarrow \widehat{p_e} = \frac{\widehat{H_c}}{\widehat{H_\Lambda}} \Rightarrow e^{2nv} \widehat{q_e}(e^v) = \frac{\widehat{H_c}}{\widehat{H_\Lambda}} \Rightarrow e^{2nv} q_e(e^v) = \left(\frac{\widehat{H_c}}{\widehat{H_\Lambda}} \right)^\vee \Rightarrow \\ &\Rightarrow q_e(e^v) = e^{-2nv} \left(\frac{\widehat{H_c}}{\widehat{H_\Lambda}} \right)^\vee(v), \end{aligned}$$

which implies

$$\begin{aligned} q_e(t) &= ?? t^{-2n} \left(\frac{\widehat{H_c}}{\widehat{H_\Lambda}} \right)^\vee(\ln t) = t^{-2n} \left(\frac{\sqrt{2\pi} \widehat{G_c}(e^x)}{\widehat{G_s}(e^x)} \right)^\vee(\ln t) \\ &= \sqrt{2\pi} t^{-2n} \left(\frac{\widehat{G_c}(e^x)}{\widehat{G_s}(e^x)} \right)^\vee(\ln t). \end{aligned} \tag{5.35}$$

Note that $\frac{\widehat{H_c}}{\widehat{H_\Lambda}} \in C_B^{(0)}$ so the inverse Fourier transform is defined in the tempered distribution sense. Now

$$\widehat{G_s}(e^x)(t) = \frac{1}{\sqrt{2\pi}} \int e^{-its} G_s(e^s) ds,$$

and because G_s is a piecewise polynomial we are led to calculate

$$\int_a^b e^{-its} e^{ks} ds = \int_a^b e^{(k-it)s} ds = \left[\frac{e^{(k-it)s}}{k-it} \right]_a^b = \frac{e^{(k-it)b} - e^{(k-it)a}}{k-it}.$$

?? **NOTE** Could we use the theory of **Mellin transforms** and the fact that the Mellin transform of a multiplicative convolution is the product of the Mellin transforms?

For the next theorem we will prove the following version of Leibniz’s theorem for differentiating under the integral sign. See the more general Lemma 693 in the appendix.

Lemma 225 Suppose we have a function $f : \mathbb{R}^2 \rightarrow \mathbb{C}$ and a point $s_0 \in \mathbb{R}$. Suppose f has the following properties :

1. In some neighborhood of $\mathcal{N}(s_0)$ of s_0 and for almost all t , $f(s, t) \in C^{(0)}$ and $D_1 f(s, t)$ is piecewise continuous.
2. For each $s \in \mathcal{N}(s_0)$, $f(s, \cdot) \in L^1$ and $D_1 f(s, \cdot) \in L^1$.
3. There exist constants $c, \varepsilon > 0$ such that

$$\int |D_1 f(s, t) - D_1 f(s_0, t)| dt \leq c |s - s_0|, \quad |s - s_0| \leq \varepsilon. \tag{5.36}$$

Then we can conclude that in some neighborhood of s_0 , $D_1 \int f(s, t) dt = \int (D_1 f)(s, t) dt$ and this is a continuous function.

Proof. The conditions of parts 1 and 2 imply that for each fixed t , $f(s, t)$ is absolutely continuous as a function of s in a neighborhood of s_0 . This absolute continuity enables us to write

$$\int \left(\frac{f(s, t) - f(s_0, t)}{h} - (D_1 f)(s_0, t) \right) dt = \frac{1}{h} \int \int_{s_0}^s ((D_1 f)(u, t) - (D_1 f)(s_0, t)) du dt,$$

where $h = s - s_0$. Condition 3 of this lemma allows us to use Fubini's theorem to change the order of integration in the following calculation. Assuming that $s > s_0$

$$\begin{aligned} \left| \int \left(\frac{f(s, t) - f(s_0, t)}{h} - (D_1 f)(s_0, t) \right) dt \right| &\leq \frac{1}{h} \int \int_{s_0}^s |(D_1 f)(u, t) - (D_1 f)(s_0, t)| du dt \\ &= \frac{1}{h} \int_{s_0}^s \int |(D_1 f)(u, t) - (D_1 f)(s_0, t)| dt du \\ &\leq \frac{c}{h} \int_{s_0}^s (u - s_0) du \\ &= \frac{c}{2} (s - s_0). \end{aligned}$$

The same estimate can be obtained when $s < s_0$. ■

We have shown that the basis function lies in $C_B^{(2n-2)}$. Now we will use the lemma to consider the derivatives of order $2n - 1$.

Theorem 226 *Suppose G_1 is a 1-dimensional central difference basis function generated by a weight function $w(\xi) = \frac{\xi^{2n}}{\Delta^{2l} \bar{q}(\xi)}$ satisfying property W02. Suppose also that q is bounded a.e. i.e. for some constant $c_q > 0$,*

$$q(t) \leq c_q \quad \text{a.e.} \tag{5.37}$$

Then, if G_s is given by 5.30,

$$D^{2n-1} G_1(s) = \frac{2^{2l}}{\sqrt{2\pi}} \int (D^{2n-1} G_s) \left(\frac{2s}{|t|} \right) q(t) dt, \quad s \in \mathbb{R}^1 \setminus 0, \tag{5.38}$$

and $D^{2n-1} G_1 \in C^{(0)}(\mathbb{R}^1 \setminus 0)$ and $D^{2n-1} G_1$ is essentially bounded. Further, for $0 \leq \tau \leq 2n - 1$,

$$|D^{2n-1} G_1(s)| \leq \frac{2^{-\tau} \|x^\tau D^{2n-1} G_s\|_\infty \|t^\tau q\|_1}{|s|^\tau}, \quad s \in \mathbb{R}^1 \setminus 0.$$

Proof. We will define

$$f(s, t) := (D^{2n-2} G_s) \left(\frac{2s}{|t|} \right) |t| q(t),$$

and verify that f satisfies the three properties of Lemma 225. First note that from Theorem 66, $G_s \in C_0^{(2n-2)}$ and $D^{2n-1} G_s$ is a piecewise constant function with bounded support. Also, since G_1 has weight function property W02, $q \in L^1$ and $\int_{|t| \geq R} |t|^{2n-1} q(t) dt < \infty$ so that $\int |t| q(t) dt < \infty$.

Property 1 Thus for each $t \neq 0$, $f(s, t) \in C^{(0)}$ and since

$$D_1 f(s, t) = 2 (D^{2n-1} G_s) \left(\frac{2s}{|t|} \right) q(t), \tag{5.39}$$

it follows that $D_1 f(\cdot, t)$ is piecewise continuous.

Property 2 Since $G_s \in C_0^{(2n-2)}$, $D^{2n-2} G_s$ is bounded and hence

$$\int |f(s, t)| dt \leq \|D^{2n-2} G_s\|_\infty \int |t| q(t) dt < \infty,$$

and

$$\int |D_1 f(s, t)| dt \leq 2 \int \left| (D^{2n-1} G_s) \left(\frac{2s}{|t|} \right) \right| q(t) dt \leq 2 \|D^{2n-1} G_s\|_\infty \int q(t) dt < \infty.$$

Property 3 Assume $s_0 \neq 0$. Suppose $\text{supp } D^{2n-1}G_s \subset B(0; r)$ and set $t_{\min} = 2 \max\{|s_0|, |s|\}/r$. Then

$$\begin{aligned} \int |D_1 f(s, t) - D_1 f(s_0, t)| dt &= \int \left| (D^{2n-1}G_s) \left(\frac{2s}{|t|} \right) - (D^{2n-1}G_s) \left(\frac{2s_0}{|t|} \right) \right| q(t) dt \\ &= \int_{|t| \geq t_{\min}} \left| (D^{2n-1}G_s) \left(\frac{2s}{|t|} \right) - (D^{2n-1}G_s) \left(\frac{2s_0}{|t|} \right) \right| q(t) dt. \end{aligned}$$

Since $D^{2n-1}G_s$ is a step function with bounded support it can be written as the sum of a finite number of rectangular functions, say $\{a_k \Pi_k\}_{k=1}^m$, so that

$$\begin{aligned} \int |D_1 f(s, t) - D_1 f(s_0, t)| dt &\leq \sum_{k=1}^m a_k \int_{|t| \geq t_{\min}} \left| \Pi_k \left(\frac{2s}{|t|} \right) - \Pi_k \left(\frac{2s_0}{|t|} \right) \right| q(t) dt \\ &\leq \|D^{2n-1}G_s\|_{\infty} \sum_{k=1}^m \int_{|t| \geq t_{\min}} \left| \Pi_k \left(\frac{2s}{|t|} \right) - \Pi_k \left(\frac{2s_0}{|t|} \right) \right| q(t) dt. \end{aligned} \quad (5.40)$$

Suppose Π_k has support $[x_1^{(k)}, x_2^{(k)}]$. Observing that

$$\{x : \Pi_k(x) - \Pi_k(x+h) \neq 0\} \subseteq \bigcup_{j=1}^2 \left\{ x : |x - x_j^{(k)}| \leq |h| \right\},$$

we have

$$\begin{aligned} \left\{ t : \Pi_k \left(\frac{2s_0}{|t|} \right) \neq \Pi_k \left(\frac{2s}{|t|} \right), \quad |t| \geq t_{\min} \right\} &\subseteq \bigcup_{j=1}^2 \left\{ t : \left| \frac{2s_0}{|t|} - x_j^{(k)} \right| \leq \left| \frac{2s}{|t|} - \frac{2s_0}{|t|} \right|, \quad |t| \geq t_{\min} \right\} \\ &= \bigcup_{j=1}^2 \left\{ t : \left| \frac{2s_0}{|t|} - x_j^{(k)} \right| \leq \frac{|2s - 2s_0|}{|t|}, \quad |t| \geq t_{\min} \right\}. \end{aligned}$$

Next apply the further constraint $|2s - 2s_0| < |2s_0|/2$ so that $x_j^{(k)} = 0$ implies the corresponding set is empty. If $x_1, x_2 \neq 0$

$$\begin{aligned} \left\{ t : \Pi_k \left(\frac{2s_0}{|t|} \right) \neq \Pi_k \left(\frac{2s}{|t|} \right), \quad |t| \geq t_{\min} \right\} &\subseteq \bigcup_{j=1}^2 \left\{ t : \left| |t| - \frac{2s_0}{x_j^{(k)}} \right| \leq \frac{|2s - 2s_0|}{|x_j^{(k)}|}, \quad |t| \geq t_{\min} \right\} \\ &= I_1^{(k)} + I_2^{(k)}, \end{aligned}$$

with $0 \notin I_j^{(k)}$. We can now conclude from equation 5.40 that when $|s - s_0| < |s_0|/2$

$$\begin{aligned} \int |D_1 f(s, t) - D_1 f(s_0, t)| dt &\leq \|D^{2n-1}G_s\|_{\infty} \sum_{k=1}^m \int_{I_1^{(k)} \cup I_2^{(k)}} q \\ &= \|D^{2n-1}G_s\|_{\infty} \int_{J(2s_0, 2s)} q, \end{aligned}$$

where, $J(2s_0, 2s) = \bigcup_{k=1}^m (I_1^{(k)} \cup I_2^{(k)}) = \bigcup_{k=1}^m [a_k - b_k |2s - 2s_0|, a_k + b_k |2s - 2s_0|]$ with $b_k > 0$, $a_k \neq 0$, and $0 \notin J(2s_0, 2s)$.

Now the additional boundedness assumption 5.37 we made about q comes into play. In fact

$$\begin{aligned} \int_{J(s_0, s)} q(t) dt &= \sum_{k=1}^m \int_{a_k - b_k |2s - 2s_0|}^{a_k + b_k |2s - 2s_0|} q \leq c_q \sum_{k=1}^m \int_{a_n - b_n |2s - 2s_0|}^{a_n + b_n |2s - 2s_0|} dt \leq c_q \sum_{k=1}^m 4b_k |s - s_0| \\ &= 4c_q \left(\sum_{k=1}^m b_k \right) |s - s_0|, \end{aligned}$$

so that

$$\int |D_1 f(s, t) - D_1 f(s_0, t)| dt \leq 4c_q \left(\sum_{k=1}^m b_k \right) |s - s_0|,$$

when $|s - s_0| < |s_0|/2$ and $s_0 \neq 0$. This proves property 3 and hence 5.38 and $D^{2n-1}G_1 \in C^{(0)}(\mathbb{R}^1 \setminus 0)$. From 5.38

$$\begin{aligned} |D^{2n-1}G_1(s)| &\leq \int_{\mathbb{R}^1} \left| (D^{2n-1}G_s) \left(\frac{2s}{t} \right) \right| q(t) dt \\ &\leq \|D^{2n-1}G_s\|_\infty \int q(t) dt < \infty \text{ a.e.} \end{aligned}$$

Again from 5.38, since $D^{2n-1}G_s$ is bounded with bounded support, for any $0 \leq \tau \leq 2n - 1$

$$\begin{aligned} |s|^\tau |D^{2n-1}G_1(s)| &\leq \int \left| |s|^\tau (D^{2n-1}G_s) \left(\frac{2s}{t} \right) \right| q(t) dt = \int \left| \left| \frac{s}{t} \right|^\tau (D^{2n-1}G_s) \left(\frac{2s}{t} \right) \right| |t|^\tau q(t) dt \\ &\leq 2^{-\tau} \| |x|^\tau (D^{2n-1}G_s) \|_\infty \int |t|^\tau q(t) dt \\ &= 2^{-\tau} \| |\cdot|^\tau D^{2n-1}G_s \|_\infty \| |\cdot|^\tau q \|_1. \end{aligned}$$

■

Example 227 In this example we show using Theorem 222 that the univariate function $\Lambda(x)^2$ is a central difference basis function with weight function $w(\xi) = \frac{\sqrt{2\pi}}{4} \frac{\xi^2}{1 - \frac{\sin \xi}{\xi}}$.

Suppose $l = n = 1$ and $q(x) = R(x)$ where R is the rectangular function with support $[-1, 1]$ and height 1. From 5.30, $G_s(s) = \frac{\sqrt{2\pi}}{2} \Lambda\left(\frac{s}{2}\right)$ i.e. a scaled hat function. Then using formula 5.31 the central difference basis function is given by

$$G(x) = \frac{2}{\sqrt{2\pi}} \int_{\mathbb{R}^1} \frac{\sqrt{2\pi}}{2} \Lambda\left(\frac{x}{t}\right) |t| R(t) dt = \int_{-1}^1 \Lambda\left(\frac{x}{t}\right) |t| dt = 2 \int_0^1 \Lambda\left(\frac{x}{t}\right) t dt,$$

so that $G(x) = 0$ when $|x| \geq 1$, since $\Lambda(x) = 0$ when $|x| \geq 1$. When $|x| \leq 1$

$$\begin{aligned} G(x) &= 2 \int_{|x|}^1 \left(1 - \frac{|x|}{t} \right) t dt = 2 \int_{|x|}^1 (t - |x|) dt = [t^2 - 2|x|t]_{|x|}^1 \\ &= (1 - 2|x|) - (|x|^2 - 2|x|^2) \\ &= 1 - 2|x| + |x|^2 \\ &= (1 - |x|)^2. \end{aligned}$$

Thus $G(x) = \Lambda(x)^2$. Since $\hat{q}(\xi) = \frac{2}{\sqrt{2\pi}} \frac{\sin \xi}{\xi}$, by the definition of w ,

$$\begin{aligned} \frac{1}{w(\xi)} &= \frac{\Delta_{2l}\hat{q}(\xi)}{\xi^{2n}} = \frac{\Delta_2\hat{q}(\xi)}{\xi^2} = \frac{-(\hat{q}(\xi) - 2\hat{q}(0) + \hat{q}(-\xi))}{\xi^2} \\ &= \frac{2}{\sqrt{2\pi}} \frac{2 - 2\frac{\sin \xi}{\xi}}{\xi^2} \\ &= \frac{4}{\sqrt{2\pi}} \frac{\xi - \sin \xi}{\xi^3}, \end{aligned}$$

and thus $w(\xi) = \frac{\sqrt{2\pi}}{4} \frac{\xi^2}{1 - \frac{\sin \xi}{\xi}}$.

Example 228 ??? ~~DELETE THIS~~? Noting the convergence claims before Definition 205 we will now construct a sequence of central difference basis functions which converges uniformly pointwise to the B-spline basis function

with $n = l = 1$. See Theorem 244 for a more general result. We construct the sequence 5.3 by choosing $\psi = R$ so that

$$q_k(s) = \frac{\sqrt{2\pi}}{2} \frac{k}{2} R\left(\frac{k}{2}(s-2)\right), \quad k = 1, 2, 3, \dots,$$

where R is the unit rectangular function with support $[-1, 1]$. Suppose $l = n = 1$ so that the central difference basis function is given by 5.31 and 5.30 so we get the sequence

$$\begin{aligned} G_k(x) &= \frac{2}{\sqrt{2\pi}} \int G_s\left(\frac{2x}{s}\right) |s| q_k(s) ds = \frac{2}{\sqrt{2\pi}} \int G_s\left(\frac{2x}{s}\right) |s| \frac{\sqrt{2\pi}}{2} \frac{k}{2} R\left(\frac{k}{2}(s-2)\right) ds = \\ &= \int G_s\left(\frac{2x}{s}\right) |s| \frac{k}{2} R\left(\frac{k}{2}(s-2)\right) ds \\ &: t = s/2, \quad ds = 2dt \Rightarrow \\ &= \int G_s\left(\frac{x}{t}\right) |t| k R(k(t-1)) dt = k \int_{1-\frac{1}{k}}^{1+\frac{1}{k}} G_s\left(\frac{x}{t}\right) t dt = \\ &: G_s(s) = \frac{\sqrt{2\pi}}{2} \Lambda\left(\frac{s}{2}\right) \Rightarrow \\ &= \frac{\sqrt{2\pi}}{2} k \int_{1-\frac{1}{k}}^{1+\frac{1}{k}} \Lambda\left(\frac{x}{2t}\right) t dt. \end{aligned}$$

The corresponding weight functions are derived in Corollary 221.

We proceed by considering x in three separate sets:

Case 1: $0 \leq x < 1 - \frac{1}{k}$

$$\begin{aligned} G_k(x) &= \frac{k}{2} \int_{1-\frac{1}{k}}^{1+\frac{1}{k}} \Lambda\left(\frac{x}{t}\right) t dt = \frac{k}{2} \int_{1-\frac{1}{k}}^{1+\frac{1}{k}} \left(1 - \frac{x}{t}\right) t dt = \frac{k}{2k} \int_{1-\frac{1}{k}}^{1+\frac{1}{k}} (t-x) dt = \\ &= \frac{k}{2} \left[\frac{1}{2} t^2 - tx \right]_{1-\frac{1}{k}}^{1+\frac{1}{k}} \\ &= \frac{k}{2} \left(\frac{1}{2} \left(1 + \frac{1}{k}\right)^2 - \left(1 + \frac{1}{k}\right)x \right) - \frac{1}{k} \left(-\left(1 - \frac{1}{k}\right)x \right) \\ &= \frac{k}{2} \left(\frac{1}{2} \left(1 + \frac{1}{k}\right)^2 - \left(1 + \frac{1}{k}\right)x - \frac{1}{2} \left(1 - \frac{1}{k}\right)^2 + \left(1 - \frac{1}{k}\right)x \right) \\ &= k \left(\frac{1}{k} - \frac{x}{k} \right) = (1-x) = \Lambda(x). \end{aligned}$$

Case 2: $1 - \frac{1}{k} \leq x < 1 + \frac{1}{k}$ Then

$$\begin{aligned}
 G_k(x) &= \frac{k}{2} \int_x^{1+\frac{1}{k}} \Lambda\left(\frac{x}{t}\right) t dt = \frac{k}{2} \int_x^{1+\frac{1}{k}} \left(1 - \frac{x}{t}\right) t dt = \frac{k}{2} \int_x^{1+\frac{1}{k}} (t-x) dt \\
 &= \frac{k}{2} \left[\frac{1}{2} t^2 - tx \right]_x^{1+\frac{1}{k}} \\
 &= \frac{k}{2} \left(\left(\frac{1}{2} \left(1 + \frac{1}{k}\right)^2 - \left(1 + \frac{1}{k}\right)x \right) - \left(\frac{x^2}{2} - x^2 \right) \right) \\
 &= \frac{k}{2} \left(\frac{1}{2} \left(1 + \frac{1}{k}\right)^2 - \left(1 + \frac{1}{k}\right)x + \frac{1}{2}x^2 \right) \\
 &= \frac{k}{4} \left(\left(1 + \frac{1}{k}\right)^2 - 2\left(1 + \frac{1}{k}\right)x + x^2 \right) \\
 &= \frac{k}{4} \left(1 + \frac{1}{k} - x\right)^2.
 \end{aligned}$$

Case 3: $1 + \frac{1}{k} \leq x$ Clearly $G_k(x) = 0$. From the three cases we conclude that

$$G_k(x) = \begin{cases} \Lambda(x), & 0 \leq |x| \leq 1 - \frac{1}{k}, \\ \frac{k}{4} \left(1 + \frac{1}{k} - |x|\right)^2, & 1 - \frac{1}{k} \leq |x| \leq 1 + \frac{1}{k}, \\ 0, & 1 + \frac{1}{k} \leq |x|, \end{cases} \tag{5.41}$$

and $G_k \in C(\mathbb{R}^1) \cap C^{(1)}(\mathbb{R}^1 \setminus 0) \cap PWC^\infty(\mathbb{R}^1 \setminus \{-1, 0, 1\})$. We can also write

$$G_k(x) = \Lambda(x) + \Delta_k(x),$$

where

$$\begin{aligned}
 \Delta_k(x) &= \begin{cases} 0, & 0 \leq |x| \leq 1 - \frac{1}{k}, \\ \frac{k}{4} \left(1 - |x| + \frac{1}{k}\right)^2 - (1 - |x|), & 1 - \frac{1}{k} \leq |x| \leq 1, \\ \frac{k}{4} \left(1 - |x| + \frac{1}{k}\right)^2, & 1 \leq |x| \leq 1 + \frac{1}{k}, \\ 0, & 1 + \frac{1}{k} \leq |x|, \end{cases} \\
 &= \begin{cases} 0, & 0 \leq |x| \leq 1 - \frac{1}{k}, \\ \frac{k}{4} \left(|x| - \left(1 - \frac{1}{k}\right)\right)^2, & 1 - \frac{1}{k} \leq |x| \leq 1, \\ \frac{k}{4} \left(1 + \frac{1}{k} - |x|\right)^2, & 1 \leq |x| \leq 1 + \frac{1}{k}, \\ 0, & 1 + \frac{1}{k} \leq |x|. \end{cases} \tag{5.42}
 \end{aligned}$$

We note that

$$\text{supp } \Delta_k = \left[1 - \frac{1}{k}, 1 + \frac{1}{k}\right]; \quad 0 \leq |\Delta_k(x)| \leq \frac{1}{4k}.$$

5.3.2 Lipschitz continuity

The next two theorems will show that the continuous derivatives of the basis function are uniformly Lipschitz continuous of order 1 on \mathbb{R}^1 . We start with the univariate case.

Theorem 229 Univariate Lipschitz continuity Let $w(\xi) = \frac{\xi^{2n}}{\Delta^{2i} q(\xi)}$ be the **univariate** central difference weight function introduced in Definition 205 and which satisfies property W02/W03. If G_1 is the basis function of order zero generated by w the derivatives $D^k G_1(x)$, $k \leq 2n - 2$, are uniformly Lipschitz continuous of order 1 on \mathbb{R}^1 . In fact, for $k \leq 2n - 2$,

$$|D^k G_1(x) - D^k G_1(y)| \leq \frac{2^{2(l-n)+k+1}}{\sqrt{2\pi}} \|D^{k+1} G_s\|_\infty \|t^{2n-k-2} q\|_1 |x - y|, \quad x, y \in \mathbb{R}^1,$$

where G_s is the extended B-spline given by 5.30.

Proof. From 5.32 of Theorem 222

$$|D^k G_1(x) - D^k G_1(y)| \leq \frac{2^{2(l-n)+k+1}}{\sqrt{2\pi}} \int_{\mathbb{R}^1} \left| (D^k G_s) \left(\frac{2x}{|t|} \right) - (D^k G_s) \left(\frac{2y}{|t|} \right) \right| |t|^{2n-k-1} q(t) dt.$$

Since G_s is the extended B-spline, from Theorem 87 we have for dimension 1 and $k \leq 2n - 2$,

$$|D^k G_s(s) - D^k G_s(s')| \leq \|D^{k+1} G_s\|_{\infty} |s - s'|, \quad s, s' \in \mathbb{R}^1,$$

and thus

$$\begin{aligned} |D^k G_1(x) - D^k G_1(y)| &\leq \frac{2^{2(l-n)+k+1}}{\sqrt{2\pi}} \|D^{k+1} G_s\|_{\infty} \int_{\mathbb{R}^1} \left| \frac{x}{|t|} - \frac{y}{|t|} \right| |t|^{2n-k-1} q(t) dt \\ &\leq \frac{2^{2(l-n)+k+1}}{\sqrt{2\pi}} \|D^{k+1} G_s\|_{\infty} \|t^{2n-k-2} q\|_1 |x - y|. \end{aligned}$$

■

To deal with the multivariate case we will require a lemma concerning a distribution Taylor series expansion and which follows directly from Lemma 85 Chapter 1 (But see Remark 88).

Lemma 230 *Suppose that $G \in C_B^{(0)}(\mathbb{R}^d)$ and the (distributional) derivatives $\{D^\alpha G\}_{|\alpha|=1}$ are essentially bounded functions. Then*

$$G(x) - G(y) = \sum_{|\alpha|=1} (x - y)^\alpha \int_0^1 (D^\alpha G)(x - t(x - y)) dt,$$

and

$$|G(x) - G(y)| \leq \sqrt{d} \max_{|\alpha|=1} \|D^\alpha G\|_{\infty} |x - y|. \quad (5.43)$$

Now we can show that the continuous derivatives of the tensor product central difference basis functions are also Lipschitz continuous of order 1.

Theorem 231 Multivariate Lipschitz continuity *Let $G_c(x) = \prod_{k=1}^d G_1(x_k)$ be a central difference tensor product basis function with parameters $n, l, q(\cdot)$, and suppose q is bounded if $n = 1$. Then $G_1 \in C_B^{(2n-2)}$, $D^{2n-1} G_1$ is bounded and we have the estimates*

$$|G_c(x) - G_c(y)| \leq \sqrt{d} G_1(0)^{d-1} \|DG_1\|_{\infty} |x - y|, \quad x, y \in \mathbb{R}^d, \quad (5.44)$$

and if $0 < \beta \leq (2n - 2)\mathbf{1}$,

$$|D^\beta G_c(x) - D^\beta G_c(y)| \leq \sqrt{d} \left(\max_{k=1}^d \|D_k D^\beta G_c\|_{\infty} \right) |x - y|, \quad x, y \in \mathbb{R}^d. \quad (5.45)$$

Proof. By Theorem 222, $G_1 \in C_B^{(2n-2)}$ and by Theorem 226, $D^{2n-1} G_1$ is bounded.

Thus $G_c \in C_B^{(0)}(\mathbb{R}^d)$ and the derivatives $\{D^\alpha G_c\}_{|\alpha|=1}$ are bounded functions. Thus G_c satisfies the conditions of Lemma 230 and so the estimate of that lemma holds i.e. for all $x, y \in \mathbb{R}^d$,

$$|G_c(x) - G_c(y)| \leq \sqrt{d} \left(\max_{|\alpha|=1} \|D^\alpha G_c\|_{\infty} \right) |x - y| \leq \sqrt{d} \|G_1\|_{\infty}^{d-1} \|DG_1\|_{\infty} |x - y|.$$

Finally, from 1.46, $|G_1(x)| \leq G_1(0)$ which proves 5.44.

To prove 5.45 observe that if $0 < k \leq 2n - 2$ then $D^k G_1 \in C_B^{(2n-2-k)}(\mathbb{R}^d)$ and $D^{k+1} G_1$ is bounded. Thus if $0 < \beta \leq (2n - 2)\mathbf{1}$ then $D^\beta G_c \in C_B^{(0)}(\mathbb{R}^d)$ and the derivatives $\{D^\alpha D^\beta G_c\}_{|\alpha|=1}$ are bounded functions. Thus $D^\beta G_c$ satisfies the conditions of Lemma 230 and so the estimate of that lemma holds i.e. for all $x, y \in \mathbb{R}^d$,

$$\begin{aligned} |D^\beta G_c(x) - D^\beta G_c(y)| &\leq \sqrt{d} \left(\max_{|\alpha|=1} \|D^\alpha D^\beta G_c\|_{\infty} \right) |x - y| \\ &\leq \sqrt{d} \left(\max_{k=1}^d \|D_k D^\beta G_c\|_{\infty} \right) |x - y|. \end{aligned}$$

■

5.3.3 A basis function formula using partial moments of q

Theorem 222 gave a multiplicative convolution formula 5.31 for the central difference basis function in terms of the B-spline basis function G_s . The next theorem gives another formula that does not involve calculating the extended B-spline basis functions but instead involves calculating partial moments of q . This result also gives information about the support of the basis function and the corollary gives an improved smoothness estimate.

Theorem 232 Partial moment formulas Suppose w_c is a **1-dimensional** central difference weight function with parameters n, l, q and $w_c \in W02$, and denote the basis function by G_c .

Then if $\text{supp } q \subseteq \overline{B}_{R_q}$, where possibly $R_q = \infty$, it follows that $\text{supp } G_c \subseteq \overline{B}_{R_q l}$ and

$$G_c(x) = \begin{cases} \frac{(-1)^n}{(2n-1)!} \int_{|x|}^{R_q l} (s - |x|)^{2n-1} q_l(s) ds, & |x| \leq R_q l, \\ 0, & |x| \geq R_q l, \end{cases} \tag{5.46}$$

where

$$q_l(s) := \sum_{j=-l, j \neq 0}^l \frac{(-1)^j}{|j|} \binom{2l}{j+l} q\left(\frac{s}{j}\right). \tag{5.47}$$

Further

$$D^{2n}G_c = (-1)^n (\Delta_{2l}\widehat{q})^\vee = (-1)^n \binom{2l}{l} \left(\int q \right) \delta + (-1)^n q_l, \tag{5.48}$$

so that $D^{2n}G_c$ has the same smoothness as q on $\mathbb{R}^d \setminus 0$.

Finally

$$G_c(x) = \begin{cases} (-1)^n \frac{2}{(2n-1)!} \sum_{\substack{j=1 \\ j \geq |x|/R_q}}^l (-1)^j \binom{2l}{j+l} \int_{|x|/j}^{R_q} (jt - |x|)^{2n-1} q_e(t) dt, & |x| \leq R_q l, \\ 0, & |x| \geq R_q l, \end{cases} \tag{5.49}$$

where

$$q_e(t) := \frac{1}{2} (q(t) + q(-t)), \tag{5.50}$$

is called the even component of q .

Proof. By Definition 205, the weight function is given by

$$w_c(\xi) = \frac{\xi^{2n}}{\Delta_{2l}\widehat{q}(\xi)}, \quad \xi \in \mathbb{R}^1, \tag{5.51}$$

and from Theorem 206, $n \leq l$ and the function q satisfies

$$\int_{|\cdot| \geq R} |\cdot|^{2n-1} q < \infty, \quad \text{for some } R \geq 0.$$

This last condition implies

$$\int |\cdot|^k q < \infty, \quad k = 0, 1, \dots, 2n - 1. \tag{5.52}$$

From 5.51, the basis function G_c satisfies

$$\begin{aligned} \xi^{2n} \widehat{G}_c(\xi) &= \frac{\xi^{2n}}{w_c(\xi)} = \Delta_{2l}\widehat{q}(\xi). \\ (-1)^n \widehat{D^{2n}G}_c(\xi) &= \Delta_{2l}\widehat{q}(\xi). \\ D^{2n}G_c(x) &= (-1)^n (\Delta_{2l}\widehat{q})^\vee(x). \end{aligned}$$

but from 5.1 and part 12 of Definition 682,

$$\begin{aligned}
 (\Delta_{2l}\widehat{q})^\vee(x) &= \sum_{j=-l}^l (-1)^j \binom{2l}{j+l} (\widehat{q}(-j\xi))^\vee(x) \\
 &= \binom{2l}{l} (\widehat{q}(0))^\vee + \sum_{j=-l, j \neq 0}^l (-1)^j \binom{2l}{j+l} (\widehat{q}(-j\xi))^\vee(x) \\
 &= \binom{2l}{l} \widehat{q}(0) \overset{\vee}{1} + \sum_{j=-l, j \neq 0}^l (-1)^j \binom{2l}{j+l} (\widehat{q}(-j\xi))^\vee(x) \\
 &= \binom{2l}{l} \widehat{q}(0) (2\pi)^{\frac{d}{2}} \delta + \sum_{j=-l, j \neq 0}^l (-1)^j \binom{2l}{j+l} \left(\frac{1}{|j|} \widehat{q} \left(-\frac{\cdot}{j} \right) \right)^\vee(x) \\
 &= \binom{2l}{l} \left(\int q \right) \delta + \sum_{j=-l, j \neq 0}^l \frac{(-1)^j}{|j|} \binom{2l}{j+l} q \left(-\frac{x}{j} \right),
 \end{aligned}$$

so

$$\begin{aligned}
 D^{2n}G_c(x) &= (-1)^n (\Delta_{2l}\widehat{q})^\vee(x) \\
 &= (-1)^n \binom{2l}{l} \left(\int q \right) \delta + (-1)^n \sum_{j=-l, j \neq 0}^l \frac{(-1)^j}{|j|} \binom{2l}{j+l} q \left(-\frac{x}{j} \right). \tag{5.53}
 \end{aligned}$$

For compactness, set

$$\left. \begin{aligned}
 f(x) &:= (-1)^n \sum_{j=-l, j \neq 0}^l \frac{(-1)^j}{|j|} \binom{2l}{j+l} q \left(-\frac{x}{j} \right), \\
 a &:= (-1)^n \binom{2l}{l} \int q,
 \end{aligned} \right\} \tag{5.54}$$

so that 5.53 becomes

$$D^{2n}G_c = a\delta + f. \tag{5.55}$$

We want to solve 5.53 for G_c . Now if $G_c \in C^{(0)}$ and $\lim_{|x| \rightarrow \infty} G_c(x) = 0$ satisfies 5.53 then G_c is unique. This is because two different solutions differ by a polynomial.

Our approach will be to solve the two equations

$$D^{2n}G_\delta(x) = a\delta, \tag{5.56}$$

and

$$D^{2n}G_q(x) = f, \tag{5.57}$$

in such a way that

$$G_c = G_\delta + G_q, \tag{5.58}$$

satisfies

$$G_c \in C^{(0)}, \quad G_c(\pm\infty) = 0. \tag{5.59}$$

Solution of 5.56 From Example 2.6(f) of Vladimirov [59],

$$\left. \begin{aligned}
 G_\delta &= HP_{2n-1}, \\
 P_k &= a \frac{x^k}{k!}, \quad k = 0, 1, 2, \dots, \\
 D^k G_\delta(0) &= 0, \quad k < 2n, \\
 D^k G_\delta &= HP_{2n-k-1}, \quad k \leq 2n-1,
 \end{aligned} \right\} \tag{5.60}$$

is a (fundamental) solution of 5.56. Here H denotes the Heavyside step function.

Solution of 5.57 To solve 5.57 (see, for example, Section II.34 of Zwillinger [65]) we will integrate it by reversing the order of integration using 5.63. Consider the following sequence of multiple integrals

$$\left. \begin{aligned} g_1(x_1) &:= \int_{-\infty}^{x_1} f(s) ds, \\ g_2(x_2) &:= \int_{-\infty}^{x_2} \int_{-\infty}^{x_1} f(s) ds dx_1, \\ &\vdots \\ g_k(x_k) &:= \int_{-\infty}^{x_k} \int_{-\infty}^{x_{k-1}} \dots \int_{-\infty}^{x_1} f(s) ds \dots dx_{k-2} dx_{k-1}, \\ &\vdots \\ g_{2n}(x_{2n}) &:= \int_{-\infty}^{x_{2n}} \int_{-\infty}^{x_{2n-1}} \dots \int_{-\infty}^{x_1} f(s) ds \dots dx_{2n-2} dx_{2n-1}. \end{aligned} \right\} \quad (5.61)$$

By the theory of differentiation (bounded variation, absolute continuity, the fundamental theorem of calculus) e.g. §5.9 of Kuller [39],

$$g_1 \in C_B^{(0)}, \quad g_1 \in BV[a, b], \quad Dg_1 = f \text{ a.e.}, \quad g_1(-\infty) = 0. \quad (5.62)$$

and g_1 has only step discontinuities - these are countable. Here $[a, b]$ is any finite interval.

We now employ the (reverse the order of integration) identity: if $h, g \geq 0$ and the right side of 5.63 exists then

$$\int_a^{x_2} h(x_1) \int_a^{x_1} g(s) ds dx_1 = \int_a^{x_2} \left(\int_s^{x_2} h(t) dt \right) g(s) ds. \quad (5.63)$$

In fact, if we define

$$\phi(s, x_1) := \begin{cases} g(s) h(x_1), & a \leq s \leq x_1, \\ 0, & x_1 \leq s \leq x, \end{cases}$$

then by Fubini's theorem

$$\begin{aligned} \int_a^{x_2} \left(\int_s^{x_2} h(t) dt \right) g(s) ds &= \int_a^{x_2} \int_s^{x_2} \phi(s, x_1) dx_1 ds \stackrel{\text{Fubini}}{=} \int_a^{x_2} \int_a^{x_2} \phi(s, x_1) dx_1 ds \\ &= \int_a^{x_2} \int_a^{x_2} \phi(s, x_1) ds dx_1 \\ &= \int_a^{x_2} h(x_1) \int_a^{x_1} g(s) ds dx_1. \end{aligned}$$

Regarding the equations 5.61, the constraints 5.52 imply by the theory of differentiation that

$$\left. \begin{aligned} g_2(x_2) &= \int_{-\infty}^{x_2} (x_2 - s) f(s) ds, \\ g_1 &\in L^1, \quad Dg_2 = g_1 \text{ a.e.}, \\ g_2 &\in C_B^{(1)}, \quad g_2 \in BV[a, b], \quad g_2(-\infty) = 0. \end{aligned} \right\} \quad (5.64)$$

where $[a, b]$ is any finite interval.

Similarly

$$\begin{aligned} g_3(x_3) &= \int_{-\infty}^{x_3} \int_{-\infty}^{x_2} \int_{-\infty}^{x_1} f(s) ds dx_1 dx_2 = \int_{-\infty}^{x_3} g_2(x_2) dx_2 = \int_{-\infty}^{x_3} \int_{-\infty}^{x_2} (x_2 - s) f(s) ds = \\ &= \int_{-\infty}^{x_3} \left(\int_s^{x_3} (t - s) dt \right) f(s) ds = \frac{1}{2!} \int_{-\infty}^{x_3} (x_3 - s)^2 f(s) ds, \end{aligned}$$

etc. so that

$$g_k(x_k) = \frac{1}{(k-1)!} \int_{-\infty}^{x_k} (x_k - s)^{k-1} f(s) ds, \quad k = 1, \dots, 2n, \quad (5.65)$$

and

$$\left. \begin{aligned} g_0 &:= f, \\ g_{k-1} &\in L^1, \quad Dg_k = g_{k-1} \text{ a.e.}, \\ g_k &\in C_B^{(k-1)}, \quad g_k \in BV[a, b], \quad g_k(-\infty) = 0. \end{aligned} \right\}, \quad k = 1, \dots, 2n, \quad (5.66)$$

where $[a, b]$ is any finite interval. Clearly we can conclude that

$$\left. \begin{aligned} D^{2n} g_{2n} &= f \text{ a.e.}, \\ g_{2n} &\in C_B^{(2n-1)} \cap BV[a, b], \quad g_{2n}(-\infty) = 0, \end{aligned} \right\} \quad (5.67)$$

where $[a, b]$ is any finite interval, and hence g_{2n} is a solution of 5.57. Thus we try

$$G_q := g_{2n}. \quad (5.68)$$

From 5.65 and then 5.54,

$$\begin{aligned} G_q(x) &= \frac{1}{(2n-1)!} \int_{-\infty}^x (x-s)^{2n-1} f(s) ds \\ &= \frac{1}{(2n-1)!} \int_{-\infty}^x (x-s)^{2n-1} \left((-1)^n \sum_{j=-l, j \neq 0}^l \frac{(-1)^j}{|j|} \binom{2l}{j+l} q\left(-\frac{s}{j}\right) \right) ds \\ &= \frac{(-1)^n}{(2n-1)!} \sum_{j=-l, j \neq 0}^l \frac{(-1)^j}{|j|} \binom{2l}{j+l} \int_{-\infty}^x (x-s)^{2n-1} q\left(-\frac{s}{j}\right) ds. \end{aligned} \quad (5.69)$$

From the statement of this theorem $R_q = \max_{x \in \text{supp } q} |x|$ and thus we have the sequence of implications

$$x \leq -R_q l \Rightarrow s \leq x \leq -R_q l \Rightarrow -s \geq R_q l \Rightarrow \left| -\frac{s}{j} \right| \geq R_q \frac{l}{|j|} \geq R_q,$$

since $|j| \leq l$, which means that $G_q(x) = 0$ when $x \leq -R_q l$, and so we can write

$$G_q(x) = \begin{cases} 0, & x \leq -R_q l, \\ \frac{(-1)^n}{(2n-1)!} \sum_{j=-l, j \neq 0}^l \frac{(-1)^j}{|j|} \binom{2l}{j+l} \int_{-R_q l}^x (x-s)^{2n-1} q\left(-\frac{s}{j}\right) ds, & x \geq -R_q l. \end{cases} \quad (5.70)$$

Now suppose that $x \geq R_q l$ Split the domain of integration:

$$\begin{aligned} G_q(x) &= \frac{(-1)^n}{(2n-1)!} \sum_{j=-l, j \neq 0}^l \frac{(-1)^j}{|j|} \binom{2l}{j+l} \int_{-R_q l}^{R_q l} (x-s)^{2n-1} q\left(-\frac{s}{j}\right) ds + \\ &\quad + \frac{(-1)^n}{(2n-1)!} \sum_{j=-l, j \neq 0}^l \frac{(-1)^j}{|j|} \binom{2l}{j+l} \int_{R_q l}^x (x-s)^{2n-1} q\left(-\frac{s}{j}\right) ds. \end{aligned}$$

Now $x \geq R_q l \Rightarrow R_q l \leq s \leq x \Rightarrow \left| -\frac{s}{j} \right| = \frac{s}{|j|} \geq R_q \frac{l}{|j|} \geq R_q$ since $|j| \leq l$, which means that

$$\frac{(-1)^n}{(2n-1)!} \sum_{j=-l, j \neq 0}^l \frac{(-1)^j}{|j|} \binom{2l}{j+l} \int_{R_q l}^x (x-s)^{2n-1} q\left(-\frac{s}{j}\right) ds = 0, \quad x \geq R_q l,$$

and so

$$G_q(x) = \frac{(-1)^n}{(2n-1)!} \sum_{j=-l, j \neq 0}^l \frac{(-1)^j}{|j|} \binom{2l}{j+l} \int_{-R_q l}^{R_q l} (x-s)^{2n-1} q\left(-\frac{s}{j}\right) ds, \quad x \geq R_q l.$$

Applying the change of variables $t = -\frac{s}{j}$, $ds = -jdt$ yields

$$\begin{aligned}
 G_q(x) &= \frac{(-1)^n}{(2n-1)!} \sum_{j=-l, j \neq 0}^l (-1)^j \frac{(-j)}{|j|} \binom{2l}{j+l} \int_{R_q l/j}^{-R_q l/j} (x+tj)^{2n-1} q(t) dt \\
 &= \frac{(-1)^n}{(2n-1)!} \sum_{j=-l}^{-1} (-1)^j \frac{(-j)}{|j|} \binom{2l}{j+l} \int_{R_q l/j}^{-R_q l/j} (x+tj)^{2n-1} q(t) dt + \\
 &\quad + \frac{(-1)^{n+1}}{(2n-1)!} \sum_{j=1}^l (-1)^j \frac{(-j)}{|j|} \binom{2l}{j+l} \int_{R_q l/j}^{-R_q l/j} (x+tj)^{2n-1} q(t) dt \\
 &= \frac{(-1)^n}{(2n-1)!} \sum_{j=-l}^{-1} (-1)^j \binom{2l}{j+l} \int_{-R_q l/|j|}^{R_q l/|j|} (x+tj)^{2n-1} q(t) dt + \\
 &\quad + \frac{(-1)^n}{(2n-1)!} \sum_{j=1}^l (-1)^j \binom{2l}{j+l} \int_{-R_q l/|j|}^{R_q l/|j|} (x+tj)^{2n-1} q(t) dt \\
 &= \frac{(-1)^n}{(2n-1)!} \sum_{j=-l, j \neq 0}^l (-1)^j \binom{2l}{j+l} \int_{-R_q l/|j|}^{R_q l/|j|} (x+tj)^{2n-1} q(t) dt \\
 &= \frac{(-1)^n}{(2n-1)!} \sum_{j=-l, j \neq 0}^l (-1)^j \binom{2l}{j+l} \int_{-R_q}^{R_q} (x+tj)^{2n-1} q(t) dt \\
 &= \frac{(-1)^n}{(2n-1)!} \sum_{j=-l, j \neq 0}^l (-1)^j \binom{2l}{j+l} \int \left(\sum_{m=0}^{2n-1} \binom{2n-1}{m} x^m (tj)^{2n-1-m} \right) q(t) dt \\
 &= \frac{(-1)^n}{(2n-1)!} \sum_{m=0}^{2n-1} \binom{2n-1}{m} x^m \left(\int t^{2n-1-m} q(t) dt \right) \sum_{j=-l, j \neq 0}^l (-1)^j \binom{2l}{j+l} j^{2n-1-m}.
 \end{aligned}$$

But by part 2b of Lemma 203,

$$\sum_{j=-l}^l (-1)^j \binom{2l}{j+l} j^k = \begin{cases} 0, & 0 \leq k < 2l, \\ (-1)^l (2l)!, & k = 2l, \end{cases}$$

and hence

$$\sum_{\substack{j=-l \\ j \neq 0}}^l (-1)^j \binom{2l}{j+l} j^k = \begin{cases} -\binom{2l}{l}, & k = 0, \\ 0, & 0 < k < 2l, \\ (-1)^l (2l)!, & k = 2l, \end{cases} \tag{5.71}$$

so that now

$$\begin{aligned}
 G_q(x) &= (-1)^{n+1} \frac{x^{2n-1}}{(2n-1)!} \left(\int q \right) \sum_{j=-l, j \neq 0}^l (-1)^j \binom{2l}{j+l} + \\
 &\quad + \frac{(-1)^n}{(2n-1)!} \sum_{\substack{m=0 \\ m \text{ even}}}^{2n-2} \binom{2n-1}{m} x^m \left(\int_{-R_q}^{R_q} t^{2n-1-m} q(t) dt \right) \sum_{\substack{j=-l \\ j \neq 0}}^l (-1)^j \binom{2l}{j+l} j^{2n-1-m} \\
 &= (-1)^{n+1} \binom{2l}{l} \left(\int q \right) \frac{x^{2n-1}}{(2n-1)!} \\
 &= -a \frac{x^{2n-1}}{(2n-1)!},
 \end{aligned}$$

i.e.

$$G_q(x) = -P_{2n-1}(x), \quad x \geq R_q l, \tag{5.72}$$

using the notation of 5.60. The equations 5.70 now become

$$\begin{aligned}
 G_q(x) &= \begin{cases} 0, & x \leq -R_q l, \\ \frac{(-1)^n}{(2n-1)!} \sum_{j=-l, j \neq 0}^l \frac{(-1)^j}{|j|} \binom{2l}{j+l} \int_{-R_q l}^x (x-s)^{2n-1} q\left(-\frac{s}{j}\right) ds, & |x| \leq R_q l, \\ -P_{2n-1}(x), & x \geq R_q l. \end{cases} \\
 &= \begin{cases} - (HP_{2n-1})(x), & x \leq -R_q l, \\ \frac{(-1)^n}{(2n-1)!} \sum_{j=-l, j \neq 0}^l \frac{(-1)^j}{|j|} \binom{2l}{j+l} \int_{-R_q l}^x (x-s)^{2n-1} q\left(-\frac{s}{j}\right) ds + \\ \quad + (HP_{2n-1})(x) - (HP_{2n-1})(x) \\ - (HP_{2n-1})(x), & x \geq R_q l. \end{cases} \\
 &= - (HP_{2n-1})(x) + \\
 &+ \begin{cases} 0, & x \leq -R_q l, \\ \frac{(-1)^n}{(2n-1)!} \sum_{j=-l, j \neq 0}^l \frac{(-1)^j}{|j|} \binom{2l}{j+l} \int_{-R_q l}^x (x-s)^{2n-1} q\left(-\frac{s}{j}\right) ds + \\ \quad + (HP_{2n-1})(x) \\ 0, & x \geq R_q l. \end{cases} \\
 &= - (HP_{2n-1})(x) + \\
 &+ \begin{cases} \frac{(-1)^n}{(2n-1)!} \sum_{j=-l, j \neq 0}^l \frac{(-1)^j}{|j|} \binom{2l}{j+l} \int_{-R_q l}^x (x-s)^{2n-1} q\left(-\frac{s}{j}\right) ds + \\ \quad + (HP_{2n-1})(x) \\ 0, & |x| \leq R_q l, \\ 0, & |x| \geq R_q l. \end{cases}
 \end{aligned}$$

Thus from 5.58 and 5.60,

$$\begin{aligned}
 G_c &= G_\delta + G_q = HP_{2n-1} + G_q = \\
 &= \begin{cases} \frac{(-1)^n}{(2n-1)!} \sum_{j=-l, j \neq 0}^l \frac{(-1)^j}{|j|} \binom{2l}{j+l} \int_{-R_q l}^x (x-s)^{2n-1} q\left(-\frac{s}{j}\right) ds + \\ \quad + (HP_{2n-1})(x) \\ 0, & |x| \leq R_q l, \\ 0, & |x| \geq R_q l. \end{cases}
 \end{aligned}$$

Next we must show that G_c has properties 5.59 i.e. G_c is continuous and $G_c(\pm\infty) = 0$.

From the last display it is clear these conditions hold if G_c is continuous at $\pm R_q l$. By inspection $G_c(-R_q l) = 0$ so we must show that

$$\sum_{j=-l, j \neq 0}^l \frac{(-1)^j}{|j|} \binom{2l}{j+l} \int_{-R_q l}^{R_q l} (R_q l - s)^{2n-1} q\left(-\frac{s}{j}\right) ds = 0. \quad (5.73)$$

Indeed,

$$\begin{aligned}
 &\sum_{j=-l}^{-1} \frac{(-1)^j}{|j|} \binom{2l}{j+l} \int_{-R_q l}^{R_q l} (R_q l - s)^{2n-1} q\left(-\frac{s}{j}\right) ds \\
 &= \sum_{k=1}^l \frac{(-1)^{-k}}{|-k|} \binom{2l}{-k+l} \int_{-R_q l}^{R_q l} (-R_q l - s)^{2n-1} q\left(\frac{s}{k}\right) ds \\
 &= \sum_{k=1}^l \frac{(-1)^k}{|k|} \binom{2l}{k+l} (-1) \int_{R_q l}^{-R_q l} (-R_q l + t)^{2n-1} q\left(-\frac{t}{k}\right) dt \\
 &= \sum_{k=1}^l \frac{(-1)^k}{|k|} \binom{2l}{k+l} \int_{-R_q l}^{R_q l} (-R_q l + t)^{2n-1} q\left(-\frac{t}{k}\right) ds \\
 &= - \sum_{k=1}^l \frac{(-1)^k}{|k|} \binom{2l}{k+l} \int_{-R_q l}^{R_q l} (R_q l - t)^{2n-1} q\left(-\frac{t}{k}\right) ds,
 \end{aligned}$$

and so 5.73 holds.

From Theorem 222 G_c is an even function so when $-R_q l \leq x \leq 0$,

$$G_c(x) = \frac{(-1)^n}{(2n-1)!} \sum_{j=-l, j \neq 0}^l \frac{(-1)^j}{|j|} \binom{2l}{j+l} \int_{-R_q l}^x (x-s)^{2n-1} q\left(-\frac{s}{j}\right) ds,$$

and

$$\begin{aligned} G_c(x) &= \frac{(-1)^n}{(2n-1)!} \sum_{j=-l, j \neq 0}^l \frac{(-1)^j}{|j|} \binom{2l}{j+l} \int_{-R_q l}^{-|x|} (-|x|-s)^{2n-1} q\left(-\frac{s}{j}\right) ds \\ &= \frac{(-1)^n}{(2n-1)!} \sum_{j=-l, j \neq 0}^l \frac{(-1)^j}{|j|} \binom{2l}{j+l} \int_{|x|}^{R_q l} (-|x|+s)^{2n-1} q\left(\frac{s}{j}\right) ds \\ &= \frac{(-1)^n}{(2n-1)!} \sum_{j=-l, j \neq 0}^l \frac{(-1)^j}{|j|} \binom{2l}{j+l} \int_{|x|}^{R_q l} (s-|x|)^{2n-1} q\left(\frac{s}{j}\right) ds \\ &= \frac{(-1)^n}{(2n-1)!} \int_{|x|}^{R_q l} (s-|x|)^{2n-1} q_l(s) ds, \end{aligned} \tag{5.74}$$

when $|x| \leq R_q l$, where

$$q_l(s) := \sum_{j=-l, j \neq 0}^l \frac{(-1)^j}{|j|} \binom{2l}{j+l} q\left(\frac{s}{j}\right).$$

The change of variables $t = s/j$, $ds = j dt$ in 5.74 yields

$$\begin{aligned} G_c(x) &= \frac{(-1)^n}{(2n-1)!} \sum_{j=-l, j \neq 0}^l (-1)^j \frac{j}{|j|} \binom{2l}{j+l} \int_{|x|/j}^{R_q l/j} (jt-|x|)^{2n-1} q(t) dt \\ &= \frac{(-1)^n}{(2n-1)!} \sum_{j=1}^l (-1)^j \binom{2l}{j+l} \int_{|x|/j}^{R_q l/j} (jt-|x|)^{2n-1} q(t) dt + \\ &\quad + \frac{(-1)^n}{(2n-1)!} \sum_{j=-l}^{-1} (-1)^{j+1} \binom{2l}{j+l} \int_{|x|/j}^{R_q l/j} (jt-|x|)^{2n-1} q(t) dt. \end{aligned}$$

The first summation term:

$$\begin{aligned} &\sum_{j=1}^l (-1)^j \binom{2l}{j+l} \int_{|x|/j}^{R_q l/j} (jt-|x|)^{2n-1} q(t) dt \\ &= \sum_{\substack{j=1 \\ j \geq |x|/R_q}}^l (-1)^j \binom{2l}{j+l} \int_{|x|/j}^{R_q} (jt-|x|)^{2n-1} q(t) dt. \end{aligned}$$

The second summation term:

$$\begin{aligned}
 & \sum_{j=-l}^{-1} (-1)^{j+1} \binom{2l}{j+l} \int_{|x|/j}^{R_q l/j} (jt - |x|)^{2n-1} q(t) dt \\
 &= \sum_{j=1}^l (-1)^{-j+1} \binom{2l}{-j+l} \int_{-|x|/j}^{-R_q l/j} (-jt - |x|)^{2n-1} q(t) dt \\
 &= \sum_{j=1}^l (-1)^{j+1} \binom{2l}{j+l} \int_{-|x|/j}^{-R_q l/j} (-jt - |x|)^{2n-1} q(t) dt \\
 &= \sum_{j=1}^l (-1)^j \binom{2l}{j+l} \int_{|x|/j}^{R_q l/j} (jt - |x|)^{2n-1} q(-t) dt \\
 &= \sum_{\substack{j=1 \\ j \geq |x|/R_q}}^l (-1)^j \binom{2l}{j+l} \int_{|x|/j}^{R_q} (jt - |x|)^{2n-1} q(-t) dt.
 \end{aligned}$$

Combining the terms yields

$$G_c(x) = \frac{(-1)^n 2}{(2n-1)!} \sum_{\substack{j=1 \\ j \geq |x|/R_q}}^l (-1)^j \binom{2l}{j+l} \int_{|x|/j}^{R_q} (jt - |x|)^{2n-1} q_e(t) dt,$$

when $-R_q l \leq x \leq 0$. ■

We now need the following lemma.

Lemma 233 Suppose $x^j f \in L^1(0, a)$ for $j = 0, 1, 2, \dots, m$.

Then for $x \in [0, a]$:

1.

$$D_x^j \int_x^a \frac{(s-x)^m}{m!} f(s) ds = \begin{cases} (-1)^j \int_x^a \frac{(s-x)^{m-j}}{(m-j)!} f(s) ds, & j \leq m, \\ (-1)^{m+1} f(x), & j = m+1, \end{cases};$$

2. $\int_x^a (s-x)^m f(s) ds \in C_B^{(m)}[0, a]$;

3. $\left| \int_x^a (s-x)^k f(s) ds \right| \leq \int_0^a s^k |f(s)| ds$.

4. If $g \in C_B^{(2m)}[0, a]$ and $D^k g(0^+) = 0$ for $k \leq 2m-1$ then $g(\cdot) \in C_B^{(2m-1)}[-a, a] \cap C_B^{(2m)}([-a, a] \setminus 0)$ and

$$D^k(g(|x|)) = \begin{cases} (\operatorname{sgn} x)^k (D^k g)(|x|), & k \leq 2m-1, \\ (\operatorname{sgn} x)^k (D^{2m} g)(|x|) + 2(D^{2m} g)(0^+) \delta, & k = 2m. \end{cases}$$

This is a result from the theory of piecewise continuous distributions (e.g. Vladimirov 2.6.3 [59]).

5. By the mean-value theorem:

$$|D^k(g(|x|)) - D^k(g(|y|))| \leq ||x| - |y|| \|D^{k+1}(g(\cdot))\|_{[|x|, |y|]} \text{ when } k \leq 2m-2 \text{ and } |x|, |y| \leq a.$$

Two formulas for the basis function were given in Theorem 232. We give the corresponding formulas for the derivatives.

Corollary 234 Suppose w_c is a central difference weight function with parameters n, l, q and $w_c \in W02/W03$, and denote the basis function by G_c . Suppose $\operatorname{supp} G_c \subset \overline{B}_{R_q}$. Then for $k \leq 2n-1$,

$$D^k G_c(x) = \begin{cases} \frac{(-1)^{n+k}}{(2n-k-1)!} (\operatorname{sgn} x)^k \int_{|x|}^{R_q l} (s-|x|)^{2n-k-1} q_l(s) ds, & |x| \leq R_q l, \\ 0, & |x| \geq R_q l, \end{cases} \quad (5.75)$$

where q_l is given by 5.47, and

$$D^k G_c(x) = \begin{cases} \frac{(-1)^{n+k} 2}{(2n-k-1)!} (\operatorname{sgn} x)^k \sum_{\substack{j=1 \\ j \geq |x|/R_q}}^l (-1)^j \binom{2l}{j+l} \int_{|x|/j}^{R_q} (jt - |x|)^{2n-k-1} q_e(t) dt, & |x| \leq R_q l, \\ 0, & |x| \geq R_q l, \end{cases} \quad (5.76)$$

where $q_e(t) := \frac{1}{2}(q(t) + q(-t))$ is the even component of q .

We also have $G_c \in C_B^{2n-2}(\mathbb{R}^1) \cap C^{2n-1}(\mathbb{R}^1 \setminus 0)$ with the bounds

$$\|D^k G_c\|_\infty \leq \frac{1}{(2n-k-1)!} \left(\sum_{j=1}^l \binom{2l}{j+l} j^{2n-k-1} \right) \int t^{2n-k-1} q(t) dt, \quad k \leq 2n-1.$$

Finally, at zero $D^{2n-1} G_c$ has a non-zero jump (or step) of size $(-1)^n \binom{2l}{l} \int q$.

Proof. To obtain these derivative formulas apply Lemma 233 to equations 5.46 and 5.49. Clearly

$$\begin{aligned} |D^k G_c(x)| &\leq \frac{2}{(2n-k-1)!} \sum_{\substack{j=1 \\ j \geq |x|/R_q}}^l \binom{2l}{j+l} \int_{|x|/j}^{R_q} (jt - |x|)^{2n-k-1} q_e(t) dt \\ &\leq \frac{2}{(2n-k-1)!} \sum_{\substack{j=1 \\ j \geq |x|/R_q}}^l \binom{2l}{j+l} \int_{|x|/j}^{R_q} (jt)^{2n-k-1} q_e(t) dt \\ &\leq \frac{2}{(2n-k-1)!} \sum_{j=1}^l \binom{2l}{j+l} \int_0^{R_q} (jt)^{2n-k-1} q_e(t) dt \\ &= \frac{2}{(2n-k-1)!} \left(\sum_{j=1}^l \binom{2l}{j+l} j^{2n-k-1} \right) \int_0^{R_q} t^{2n-k-1} q_e(t) dt \\ &= \frac{1}{(2n-k-1)!} \left(\sum_{j=1}^l \binom{2l}{j+l} j^{2n-k-1} \right) \int t^{2n-k-1} q(t) dt. \end{aligned}$$

Regarding the jump at the origin: when $k = 2n - 1$ 5.76 becomes

$$D^{2n-1} G_c(x) = (-1)^{n+1} (\operatorname{sgn} x)^{2n+1} 2 \sum_{\substack{j=1 \\ j \geq |x|/R_q}}^l (-1)^j \binom{2l}{j+l} \int_{|x|/j}^{R_q} q_e(t) dt,$$

so that

$$\begin{aligned} D^{2n-1} G_c(0^+) - D^{2n-1} G_c(0^-) &= (-1)^{n+1} 4 \left(\sum_{j=1}^l (-1)^j \binom{2l}{j+l} \right) \int q_e(t) dt \\ &= (-1)^{n+1} 2 \left(\sum_{j=1}^l (-1)^j \binom{2l}{j+l} \right) \int q \\ &: A.39 \Rightarrow \\ &= (-1)^{n+1} 2 \left(-\frac{1}{2} \binom{2l}{l} \right) \int q \\ &= (-1)^n \binom{2l}{l} \int q. \end{aligned}$$

■

The last corollary can be modified to define the central difference basis function **using only the parameters which define the weight function - and NOT the weight function:**

Remark 235 ??? *CHECK!* Suppose $1 \leq n \leq l$ are integers, $q \in L^1(\mathbb{R}^1)$, $q \geq 0$ and $\int_{|\xi| \geq R} |\xi|^{2n-1} q(\xi) d\xi < \infty$, for some $R \geq 0$. From Theorem 206 n, l, q define a central difference weight function. Denote the basis function by G_c .

Then the formulas and upper bounds for the basis function and its derivatives derived in Corollary 234 hold.

This remark has the direct consequence:

Corollary 236 If $q \in C_0^\infty(\mathbb{R}^1)$ and $q \geq 0$ then by Theorem 206, $w_c = \frac{\xi^{2n}}{\Delta_{2i} \bar{q}(\xi)}$ is a central difference weight function for all parameters $1 \leq n \leq l$. Denote the basis function by G_c .

Then $G_c \in C^\infty(\mathbb{R}^1 \setminus 0) \cap C_B^{(2n-2)}(\mathbb{R}^1)$, $D^{2n-1}G_c \in L^\infty$ and G_c has bounded support. Indeed, if $\text{supp } q \subseteq \overline{B}_{R_q}$ then $\text{supp } G_c \subseteq \overline{B}_{R_q l}$.

The formulas and upper bounds for the basis function and its derivatives derived in Corollary 234 hold.

Remark 237 ??? Towards creating C_0^∞ basis functions: We use 5.46. Set $n = l$ and choose $q \in C_0^\infty$ with $\text{supp } q \subseteq \overline{B}_{R_q}$. Define $q^{(n)}(s) = q(ns)$. Then $q^{(n)}$ has the same weight function properties as q and $\text{supp } q^{(n)} \subseteq \overline{B}_{R_q/n}$. Denote the corresponding basis functions by $G_c^{(n)}$. From Corollary 236 $G_c^{(n)} \in C^\infty(\mathbb{R}^1 \setminus 0) \cap C_B^{(2n-2)}(\mathbb{R}^1)$ and $\text{supp } G_c^{(n)} \subseteq \overline{B}_{R_q}$.

What happens as $n \rightarrow \infty$? Does the sequence $G_c^{(n)}$ converge uniformly to a non-zero C_0^∞ function with non-negative Fourier transform? Numerical experiment!

It now occurs to me that the derivatives at the origin may be the key. Calculate the odd derivatives and choose a sequence of q s so that they converge as $n \rightarrow \infty$. The even derivatives are zero.

Remark 238 ??? From 5.46,

$$G_c(x) = \begin{cases} \frac{(-1)^n}{(2n-1)!} \int H(s-|x|)(s-|x|)^{2n-1} H(s) q_l(s) ds, & |x| \leq R_q l, \\ 0, & |x| \geq R_q l. \end{cases}$$

$$= \begin{cases} (2\pi)^{d/2} \frac{(-1)^n}{(2n-1)!} (Hs^{2n-1} * Hq_l)(|x|), & |x| \leq R_q l, \\ 0, & |x| \geq R_q l. \end{cases}$$

Since Hs^{2n-1} and Hq_l are locally integrable and their supports are contained in $[0, \infty)$ it follows that the convolution is locally integrable thus that G_c is locally integrable (Vladimirov 2.7.4 [59]).

Example 239 Suppose q is as in Example 227 so that $n = l = 1$. Here we will use Theorem 232 to calculate the corresponding basis function. Here $R_q = 1$ and so from equation 5.49,

$$G_c(x) = \begin{cases} \frac{(-1)^n 2}{(2n-1)!} \sum_{\substack{j=1 \\ j \geq |x|/R_q}}^l (-1)^j \binom{2l}{j+l} \int_{|x|/j}^{R_q} (jt-|x|)^{2n-1} q_e(t) dt, & |x| \leq R_q l, \\ 0, & |x| \geq R_q l, \end{cases}$$

$$= \begin{cases} -2 \sum_{\substack{j=1 \\ j \geq |x|}}^1 (-1)^j \binom{2}{j+1} \int_{|x|/j}^1 (jt-|x|) dt, & |x| \leq 1, \\ 0, & |x| \geq 1, \end{cases}$$

$$= \begin{cases} -2 \sum_{j=1}^1 (-1)^j \binom{2}{j+1} \int_{|x|/j}^1 (jt-|x|) dt, & |x| \leq 1, \\ 0, & |x| \geq 1, \end{cases}$$

$$= \begin{cases} 2 \int_{|x|}^1 (t-|x|) dt, & |x| \leq 1, \\ 0, & |x| \geq 1, \end{cases} = \begin{cases} 2 \left[\frac{1}{2} t^2 - |x| t \right]_{|x|}^1, & |x| \leq 1, \\ 0, & |x| \geq 1, \end{cases} =$$

$$= \begin{cases} 2 \left(\frac{1}{2} - |x| \right) - 2 \left(\frac{1}{2} |x|^2 - |x|^2 \right), & |x| \leq 1, \\ 0, & |x| \geq 1, \end{cases}$$

$$= \begin{cases} (1 - 2|x|) - (|x|^2 - 2|x|^2), & |x| \leq 1, \\ 0, & |x| \geq 1, \end{cases}$$

$$= \begin{cases} (1 - |x|)^2, & |x| \leq 1, \\ 0, & |x| \geq 1, \end{cases} = \Lambda(x)^2,$$

which confirms the result of Example 227.

5.3.4 An alternative proof of the partial moment formula using a tempered distribution Taylor series expansion and the subspace $S_{\emptyset,1} \subset S$

We use the tempered distribution Taylor series expansion introduced in Section 3.2 and the theory of the spaces $S_{\emptyset,k} \subset S$ introduced in Definition 421 to confirm the partial moment formula 5.46 for the central difference basis function. In the process we obtain another multiplicative convolution formula which is given in Theorem 240.

Recall that this basis function G_c is generated by the parameters n, l and a non-negative L^1 function $q \neq 0$. From Theorem 206 we must have $1 \leq n \leq l$ and $\int x^k q < 0$ for $k = 0, 1, \dots, 2n - 1$.

Suppose $q \in L^1(\mathbb{R}^1)$ so that $\widehat{q} \in C_B^{(0)}(\mathbb{R}^1)$. Then by definition:

$$\Delta_{2l}\widehat{q}(\xi) = \sum_{j=-l}^l (-1)^j \binom{2l}{j+l} \widehat{q}(-j\xi).$$

The tempered distribution formula 3.10 states that if $f \in S'$ then

$$f(\cdot + \xi) - \sum_{k \leq m} \frac{\xi^k}{\beta!} D^k f = \frac{\sqrt{2\pi}}{m!} \left((i(\xi, \cdot))^{m+1} \overline{g_m}((\xi, \cdot)) \widehat{f} \right)^\vee, \quad m = 0, 1, 2, \dots,$$

where the function g_n is given by 3.1. When f is replaced by \widehat{f} ,

$$\widehat{f}(\cdot + \xi) - \sum_{k \leq m} \frac{\xi^k}{k!} D^k \widehat{f} = \frac{\sqrt{2\pi}}{m!} \left((i(\xi, \cdot))^{m+1} \overline{g_m}((\xi, \cdot)) f_- \right)^\vee,$$

where f_- is the distribution extension of $f_-(x) = f(-x)$.

Now, in particular, when $x^k q \in L^1$ for $k \leq m$ then by Lemma 28, $\widehat{q} \in C_B^{(m)}(\mathbb{R}^1)$ and

$$\widehat{q}(\cdot + \xi) - \sum_{k \leq m} \frac{\xi^k}{k!} D^k \widehat{q} = \frac{\sqrt{2\pi}}{m!} F_\eta^{-1} \left[(i\xi\eta)^{m+1} \overline{g_m}(\xi\eta) q(-\eta) \right],$$

and consequently

$$\widehat{q}(\xi) - \sum_{k \leq m} \frac{\xi^k}{k!} D^k \widehat{q}(0) = \frac{\sqrt{2\pi}}{m!} F_\eta^{-1} \left[(i\xi\eta)^{m+1} \overline{g_m}(\xi\eta) q(-\eta) \right](0).$$

From part 4 of Lemma 169, for each ξ ,

$$\begin{aligned} \left| (i\xi\eta)^{m+1} \overline{g_m}(\xi\eta) q(-\eta) \right| &= |\xi\eta|^{m+1} |\widehat{g_m}(\xi\eta)| q(-\eta) \\ &\leq |\xi\eta|^{m+1} \frac{c_m}{\sqrt{2\pi}} \frac{1}{1 + |\xi\eta|} q(-\eta) \\ &= \frac{c_m}{\sqrt{2\pi}} |\xi|^m |\eta|^m q(-\eta) \\ &\in L^1, \end{aligned}$$

and so

$$\widehat{q}(\xi) - \sum_{k \leq m} \frac{\xi^k}{k!} D^k \widehat{q}(0) = \frac{1}{m!} \int (i\xi\eta)^{m+1} \overline{g_m}(\xi\eta) q(-\eta) d\eta.$$

The next step is to use the operator Δ_{2l} . Choose $m = 2n - 1$ so that $m < 2l$ and

$$\begin{aligned}
\Delta_{2l}\widehat{q}(\xi) &= \Delta_{2l}\left(\widehat{q}(\xi) - \sum_{k \leq m} \frac{\xi^k}{k!} D^k \widehat{q}(0)\right) \\
&= \frac{1}{(2n-1)!} \Delta_{2l,\xi} \int (i\xi\eta)^{2n} \overline{g_{2n-1}}(\xi\eta) q(-\eta) d\eta \\
&= \frac{1}{(2n-1)!} \sum_{j=-l, j \neq 0}^l (-1)^j \binom{2l}{j+l} \int (-ij\xi\eta)^{2n} \overline{g_{2n-1}}(-j\xi\eta) q(-\eta) d\eta \\
&= \frac{(-1)^n \xi^{2n}}{(2n-1)!} \sum_{j=-l, j \neq 0}^l (-1)^j \binom{2l}{j+l} \int (j\eta)^{2n} \overline{g_{2n-1}}(-j\xi\eta) q(-\eta) d\eta \\
&= \frac{(-1)^n \xi^{2n}}{(2n-1)!} \sum_{j=-l, j \neq 0}^l (-1)^j \binom{2l}{j+l} \int (j\eta)^{2n} \overline{g_{2n-1}}(j\xi\eta) q(\eta) d\eta \\
&= \frac{(-1)^n \xi^{2n}}{(2n-1)!} \sum_{j=-l, j \neq 0}^l \frac{(-1)^j}{|j|} \binom{2l}{j+l} \int \tau^{2n} \overline{g_{2n-1}}(\xi\tau) q\left(\frac{1}{j}\tau\right) d\tau \\
&= \frac{(-1)^n \xi^{2n}}{(2n-1)!} \int \tau^{2n} \overline{g_{2n-1}}(\xi\tau) \sum_{j=-l, j \neq 0}^l \frac{(-1)^j}{|j|} \binom{2l}{j+l} q\left(\frac{1}{j}\tau\right) d\tau \\
&= \frac{(-1)^n \xi^{2n}}{(2n-1)!} \int \tau^{2n} \overline{g_{2n-1}}(\xi\tau) q_l(\tau) d\tau, \tag{5.77}
\end{aligned}$$

where the even function

$$q_l(\tau) = \sum_{j=-l, j \neq 0}^l \frac{(-1)^j}{|j|} \binom{2l}{j+l} q\left(\frac{1}{j}\tau\right),$$

was introduced in Theorem 232. Thus

$$\widehat{G}_c(\xi) = \frac{\Delta_{2l}\widehat{q}(\xi)}{\xi^{2n}} = \frac{(-1)^n}{(2n-1)!} \int \tau^{2n} \overline{g_{2n-1}}(\xi\tau) q_l(\tau) d\tau,$$

and so for $\phi \in S$,

$$[\widehat{G}_c(\xi), \phi] = \frac{(-1)^n}{(2n-1)!} \int \int \tau^{2n} \overline{g_{2n-1}}(\xi\tau) q_l(\tau) d\tau d\xi.$$

I now want to change the order of integration using Fubini's theorem and to do this I need to show that the integrand is $L^1(\mathbb{R}^2)$. Write

$$\begin{aligned}
&\int \int \left| \overline{g_{2n-1}}(\xi\tau) \tau^{2n} q_l(\tau) \phi(\xi) \right| d\xi d\tau \\
&= \int \int |\tau| |\overline{g_{2n-1}}(\xi\tau)| |\phi(\xi)| |\tau^{2n-1}| q_l(\tau) d\xi d\tau \\
&= \int \int \frac{|\xi\tau \overline{g_{2n-1}}(\xi\tau)|}{|\xi|} |\phi(\xi)| d\xi |\tau^{2n-1}| q_l(\tau) d\tau \\
&= \int \int |\xi\tau \overline{g_{2n-1}}(\xi\tau)| \frac{|\phi(\xi)|}{|\xi|} d\xi |\tau^{2n-1}| q_l(\tau) d\tau.
\end{aligned}$$

From 3.7, $|\xi \tau \widehat{g_{2n-1}}(\xi \tau)| \leq \frac{3}{\sqrt{2\pi}}$ so that

$$\begin{aligned} & \int \int \left| \widehat{g_{2n-1}}(\xi \tau) \tau^{2n} q_l(\tau) \phi(\xi) \right| d\xi d\tau \\ & \leq \frac{3}{\sqrt{2\pi}} \int \int \frac{|\phi(\xi)|}{|\xi|} d\xi |\tau^{2n-1}| q_l(\tau) d\tau \\ & = \frac{3}{\sqrt{2\pi}} \left(\int \frac{|\phi(\xi)|}{|\xi|} d\xi \right) \int |\tau^{2n-1}| q_l(\tau) d\tau \\ & = \frac{3}{\sqrt{2\pi}} \left(\int_{|\xi| \leq 1} \frac{|\phi(\xi)|}{|\xi|} d\xi + \int_{|\xi| \geq 1} \frac{|\phi(\xi)|}{|\xi|} d\xi \right) \int |\tau^{2n-1}| q_l(\tau) d\tau. \end{aligned}$$

From this inequality it is clear that we should restrict ϕ to the subspace $S_{\emptyset,1} = \{\phi \in S : \phi(0) = 1\}$ which belongs to the class of subspaces $S_{\emptyset,k}$ of S introduced in Definition 421. We now have

$$\begin{aligned} \int \int \left| \widehat{g_{2n-1}}(\xi \tau) \tau^{2n} q_l(\tau) \phi(\xi) \right| d\xi d\tau & \leq \frac{3}{\sqrt{2\pi}} \left(\|D\phi\|_\infty + \left\| \frac{\phi}{|\cdot|} \right\|_\infty \right) \int |\tau^{2n-1}| q_l(\tau) d\tau \\ & < \infty. \end{aligned}$$

It follows that the integrand is absolutely convergent and Fubini's theorem allows the order of integration to be reversed. Thus for $\phi \in S_{\emptyset,1}$,

$$\begin{aligned} [\widehat{G}_c, \phi] & = \frac{(-1)^n}{(2n-1)!} \int \left(\tau \int \widehat{g_{2n-1}}(\xi \tau) \phi(\xi) d\xi \right) \tau^{2n-1} q_l(\tau) d\tau \\ & = \frac{(-1)^n}{(2n-1)!} \int \left(\tau \int \frac{1}{|\tau|} \widehat{g_{2n-1}}\left(\frac{x}{\tau}\right)(\xi) \phi(\xi) d\xi \right) \tau^{2n-1} q_l(\tau) d\tau \\ & = \frac{(-1)^n}{(2n-1)!} \int \left(\int \widehat{g_{2n-1}}\left(\frac{x}{\tau}\right)(\xi) \phi(\xi) d\xi \right) |\tau|^{2n-1} q_l(\tau) d\tau \\ & \quad : \text{Plancherel's theorem} \implies \\ & = \frac{(-1)^n}{(2n-1)!} \int \left(\int g_{2n-1}\left(\frac{\zeta}{\tau}\right) \widehat{\phi}(\zeta) d\zeta \right) |\tau|^{2n-1} q_l(\tau) d\tau. \end{aligned}$$

Since g_{2n-1} is bounded the integrand is clearly absolutely convergent and so

$$[\widehat{G}_c, \phi] = \frac{(-1)^n}{(2n-1)!} \int \left(\int g_{2n-1}\left(\frac{\zeta}{\tau}\right) |\tau|^{2n-1} q_l(\tau) d\tau \right) \widehat{\phi}(\zeta) d\zeta.$$

Since $\int g_{2n-1}\left(\frac{\zeta}{\tau}\right) |\tau|^{2n-1} q_l(\tau) d\tau$ is a bounded function it lies in S' and so

$\widehat{G}_c = \frac{(-1)^n}{(2n-1)!} \left(\int g_{2n-1}\left(\frac{\zeta}{\tau}\right) |\tau|^{2n-1} q_l(\tau) d\tau \right)^\wedge$ on $S_{\emptyset,1}$. Theorem 422 now implies that $\widehat{G}_c - \frac{(-1)^n}{(2n-1)!} \left(\int g_{2n-1}\left(\frac{\zeta}{\tau}\right) |\tau|^{2n-1} q_l(\tau) d\tau \right)^\wedge$ is a delta function which in turn implies that

$$G_c(\zeta) = \frac{(-1)^n}{(2n-1)!} \int g_{2n-1}\left(\frac{\zeta}{\tau}\right) |\tau|^{2n-1} q_l(\tau) d\tau + \text{const.}$$

If $\zeta > 0$ then from 3.1,

$$\begin{aligned} \int g_{2n-1}\left(\frac{\zeta}{\tau}\right) |\tau|^{2n-1} q_l(\tau) d\tau & = \int_\zeta^\infty g_{2n-1}\left(\frac{\zeta}{\tau}\right) |\tau|^{2n-1} q_l(\tau) d\tau \\ & = \int_\zeta^\infty \left(1 - \frac{\zeta}{\tau}\right)^{2n-1} |\tau|^{2n-1} q_l(\tau) d\tau \\ & = \int_\zeta^\infty (\tau - \zeta)^{2n-1} q_l(\tau) d\tau. \end{aligned}$$

Similarly, if $\zeta < 0$, then

$$\begin{aligned} \int g_{2n-1} \left(\frac{\zeta}{\tau} \right) |\tau|^{2n-1} q_l(\tau) d\tau &= \int_{-\infty}^{\zeta} g_{2n-1} \left(\frac{\zeta}{\tau} \right) |\tau|^{2n-1} q_l(\tau) d\tau \\ &= \int_{-\infty}^{\zeta} \left(1 - \frac{\zeta}{\tau} \right)^{2n-1} |\tau|^{2n-1} q_l(\tau) d\tau \\ &= \int_{-\zeta}^{\infty} \left(1 + \frac{\zeta}{\tau} \right)^{2n-1} |\tau|^{2n-1} q_l(\tau) d\tau \\ &= \int_{-\zeta}^{\infty} (\tau + \zeta)^{2n-1} q_l(\tau) d\tau, \end{aligned}$$

and so for all ζ ,

$$\int g_{2n-1} \left(\frac{\zeta}{\tau} \right) |\tau|^{2n-1} q_l(\tau) d\tau = \int_{|\zeta|}^{\infty} (\tau - |\zeta|)^{2n-1} q_l(\tau) d\tau,$$

i.e.

$$G_c(\zeta) = \frac{(-1)^n}{(2n-1)!} \int_{|\zeta|}^{\infty} (\tau - |\zeta|)^{2n-1} q_l(\tau) d\tau + \text{const.}$$

Finally, the observation that

$$|G_c(\zeta)| \leq \frac{1}{(2n-1)!} \int_{|\zeta|}^{\infty} \tau^{2n-1} q_l(\tau) d\tau,$$

clearly implies that $G_c(\infty) = 0$ and hence that

$$G_c(\zeta) = \frac{(-1)^n}{(2n-1)!} \int_{|\zeta|}^{\infty} (\tau - |\zeta|)^{2n-1} q_l(\tau) d\tau,$$

and

$$G_c(\zeta) = \frac{(-1)^n}{(2n-1)!} \int g_{2n-1} \left(\frac{|\zeta|}{\tau} \right) |\tau|^{2n-1} q_l(\tau) d\tau. \quad (5.78)$$

The first formula matches the partial moment formula 5.46 of Theorem 232 and the second formula we present as:

Theorem 240 *Multiplicative convolution formula* Suppose the conditions of Theorem 206 are satisfied. Then the central difference basis function generated by n, l, q is

$$\begin{aligned} G_c(\zeta) &= \frac{(-1)^n}{(2n-1)!} \int g_{2n-1} \left(\frac{|\zeta|}{\tau} \right) |\tau|^{2n-1} q_l(\tau) d\tau \\ &= \frac{(-1)^n}{(2n-1)!} \int_{|\zeta|}^{\infty} (\tau - |\zeta|)^{2n-1} q_l(\tau) d\tau, \end{aligned}$$

where q_l is given by 5.47 and g_{2n-1} by 3.1.

Proof. Given before this theorem. ■

Remark 241 Compare this result with the multiplicative convolution formula of Theorem 222. This formula does not involve a formula for the B-spline.

5.3.5 Lipschitz continuity estimates from partial moment formulas

Some Lipschitz continuity estimates were given in Subsection 5.3.2 and were derived using a multiplicative convolution formula for the basis function. Here we derive Lipschitz continuity estimates base on partial moment formulas.

??? **WARNING** - the estimate of the next theorem has a factor $\|t^{2n-k-1}q\|_1$ but the upper bound of Theorem 229 has a factor of $\|t^{2n-k-2}q\|_1$ - CHECK THIS!

Theorem 242 Lipschitz continuity *Suppose the conditions of Corollary 234 are satisfied. Then the central difference basis function G_c generated by parameters n, l, q is Lipschitz continuous and*

$$|D^k G_c(x) - D^k G_c(y)| \leq \frac{1}{(2n - k - 1)!} \left(\sum_{j=1}^l \binom{2l}{j+l} j^{2n-k-1} \right) \|t^{2n-k-1} q\|_1 |x - y|,$$

when $k \leq 2n - 2$.

Proof. By the mean-value theorem and the upper bound of Theorem 234,

$$\begin{aligned} |D^k G_c(x) - D^k G_c(y)| &\leq |x - y| \|D^{k+1} G_c\|_\infty \\ &\leq \frac{|x - y|}{(2n - k - 1)!} \left(\sum_{j=1}^l \binom{2l}{j+l} j^{2n-k-1} \right) \int t^{2n-k-1} q(t) dt \\ &= \frac{1}{(2n - k - 1)!} \left(\sum_{j=1}^l \binom{2l}{j+l} j^{2n-k-1} \right) \|t^{2n-k-1} q\|_1 |x - y|. \end{aligned}$$

■

5.4 Weight and basis function convergence results

In the preamble to the definition of a central difference weight function in Subsection 5.2.1 several assertions were made regarding the convergence of sequences of central difference weight and basis functions to extended B-spline weight and basis functions. This section is devoted to proving these assertions.

In fact, given an extended B-spline weight function w_s and corresponding basis function G_s , there exists a sequence of central difference weight functions w_k and corresponding basis functions G_k such that $1/w_k \rightarrow 1/w_s$ in the L^1 sense and $G_k \rightarrow G_s$ uniformly pointwise.

5.4.1 Uniform pointwise basis function convergence

The next lemma shows that the tensor product extended B-spline basis functions are Lipschitz continuous of order 1.

Lemma 243 (Theorem 87 Chapter 1) *Let $G_s(x) = \prod_{k=1}^d G_1(x_k)$ be a tensor product **extended B-spline** basis function, as described in Theorem 66. We then have the estimate*

$$|G_s(x) - G_s(y)| \leq \sqrt{d} G_1(0)^{d-1} \|DG_1\|_\infty |x - y|, \quad x, y \in \mathbb{R}^d.$$

Using the multiplicative convolution formulas we now show that for any extended B-spline basis function G_s there exists a sequence of central difference basis functions which converges pointwise to G_s .

Theorem 244 *Suppose $l, n \geq 1$ are integers which satisfy $1 \leq n \leq l$. Let $\psi \in L^1(\mathbb{R}^1)$ be a function which satisfies $\psi(x) \geq 0$, $\int \psi = 1$, $\text{supp } \psi \subset [-1, 1]$. Thus*

$$\int_{\mathbb{R}^1} |t|^{2n} \psi(t) dt < \infty. \tag{5.79}$$

Then the sequence of functions $q_k(t) = \sqrt{2\pi} 2^{-2l} \frac{k}{2} \psi\left(\frac{k}{2}(t-2)\right)$, $k = 1, 2, 3, \dots$ generates a **sequence of central difference basis functions**, say G_k , which **converges uniformly pointwise** to the extended B-spline basis function G_s with parameters l and n . In fact

$$|G_k(x) - G_s(x)| \leq \frac{2^{2n-2}}{k} (\|DG_s\|_\infty |x| + 2 \|G_s\|_\infty), \quad x \in \left(1 + \frac{1}{k}\right) \text{supp } G_s.$$

Note: the use of $k/2$ in the formula for q_k instead of k , which was used in the formula 5.3, simplifies the algebra of the proof.

Proof. It is clear that functions q_k satisfy the conditions of Theorem 206 so that each function $\frac{\xi^{2n}}{\Delta^{2l} q_k(\xi)}$ is a central difference weight function with parameters l and n . By Theorem 222, the central difference basis function is

$$G_1(s) = \frac{2^{2(l-n)+1}}{\sqrt{2\pi}} \int_{\mathbb{R}^1} G_s\left(\frac{2s}{t}\right) |t|^{2n-1} q(t) dt,$$

and so the corresponding sequence of basis functions is

$$\begin{aligned} G_k(x) &= \frac{1}{2^{2n-1}} \int G_s\left(\frac{2x}{t}\right) |t|^{2n-1} \frac{k}{2} \psi\left(\frac{k}{2}(t-2)\right) dt \\ &: t = 2s, dt = 2ds \Rightarrow \\ &= \int G_s\left(\frac{x}{s}\right) |s|^{2n-1} k\psi(k(s-1)) ds, \end{aligned} \quad (5.80)$$

with $\text{supp } G_k \subset (1 + \frac{1}{k}) \text{supp } G_s = (1 + \frac{1}{k}) 2l$.
Since $\int \psi = 1$ it follows that

$$\begin{aligned} G_k(x) - G_s(x) &= \int \left(G_s\left(\frac{x}{t}\right) t^{2n-1} - G_s(x) \right) k\psi(k(t-1)) dt \\ &= \int_{1-\frac{1}{k}}^{1+\frac{1}{k}} \left(G_s\left(\frac{x}{t}\right) t^{2n-1} - G_s(x) t^{2n-1} \right) k\psi(k(t-1)) dt + \\ &\quad + \int_{1-\frac{1}{k}}^{1+\frac{1}{k}} \left(G_s(x) t^{2n-1} - G_s(x) \right) k\psi(k(t-1)) dt \\ &= \int_{1-\frac{1}{k}}^{1+\frac{1}{k}} \left(G_s\left(\frac{x}{t}\right) - G_s(x) \right) t^{2n-1} k\psi(k(t-1)) dt + \\ &\quad + \int_{1-\frac{1}{k}}^{1+\frac{1}{k}} G_s(x) (t^{2n-1} - 1) k\psi(k(t-1)) dt. \end{aligned}$$

The Lipschitz continuity estimate on \mathbb{R}^1 derived for the extended B-spline in Lemma 243 is

$$|G_s(x) - G_s(y)| \leq \|DG_s\|_{\infty} |x - y|, \quad x, y \in \mathbb{R}^d.$$

Hence

$$\begin{aligned}
& |G_k(x) - G_s(x)| \\
& \leq \int_{1-\frac{1}{k}}^{1+\frac{1}{k}} \left| G_s\left(\frac{x}{t}\right) - G_s(x) \right| t^{2n-1} k \psi(k(t-1)) dt + \\
& \quad + \int_{1-\frac{1}{k}}^{1+\frac{1}{k}} |G_s(x)| (t^{2n-1} - 1) k \psi(k(t-1)) dt \\
& \leq \|DG_s\|_\infty \int_{1-\frac{1}{k}}^{1+\frac{1}{k}} \left| \frac{x}{t} - x \right| t^{2n-1} k \psi(k(t-1)) dt + \\
& \quad + \|G_s\|_\infty \int_{1-\frac{1}{k}}^{1+\frac{1}{k}} (t^{2n-1} - 1) k \psi(k(t-1)) dt \\
& = \|DG_s\|_\infty |x| \int_{1-\frac{1}{k}}^{1+\frac{1}{k}} (t-1) t^{2n-2} k \psi(k(t-1)) dt + \\
& \quad + \|G_s\|_\infty \int_{1-\frac{1}{k}}^{1+\frac{1}{k}} (t-1) (1+t+\dots+t^{2n-2}) k \psi(k(t-1)) dt \\
& = \|DG_s\|_\infty |x| \int_{-\frac{1}{k}}^{\frac{1}{k}} s(1+s)^{2n-2} k \psi(ks) ds + \\
& \quad + \|G_s\|_\infty \int_{-\frac{1}{k}}^{\frac{1}{k}} s \left(1 + (1+s) + \dots + (1+s)^{2n-2} \right) k \psi(ks) ds \\
& \leq \|DG_s\|_\infty |x| \frac{1}{k} \left(1 + \frac{1}{k} \right)^{2n-2} \int_{-\frac{1}{k}}^{\frac{1}{k}} k \psi(ks) ds + \\
& \quad + \|G_s\|_\infty \frac{1}{k} \left(1 + \left(1 + \frac{1}{k} \right) + \dots + \left(1 + \frac{1}{k} \right)^{2n-2} \right) \int_{-\frac{1}{k}}^{\frac{1}{k}} k \psi(ks) ds \\
& \leq \|DG_s\|_\infty \frac{2^{2n-2} |x|}{k} + \|G_s\|_\infty \frac{1}{k} (1 + 2 + \dots + 2^{2n-2}) \\
& = \frac{2^{2n-2}}{k} (\|DG_s\|_\infty |x| + 2 \|G_s\|_\infty),
\end{aligned}$$

and since G_s has compact support we have uniform convergence. ■

Theorem 245 Suppose $l, n \geq 1$ are integers which satisfy $1 \leq n \leq l$. Let $\psi \in L^1(\mathbb{R}^1)$ be a function which satisfies $\psi(x) \geq 0$, $\int \psi = 1$, $\text{supp } \psi \subset [-1, 1]$. Thus

$$\int_{\mathbb{R}^1} |t|^{2n} \psi(t) dt < \infty.$$

Then the sequence of functions $q_k(t) = \sqrt{2\pi} 2^{-2l} \frac{k}{2} \psi\left(\frac{k}{2}(t-2)\right)$, $k = 1, 2, 3, \dots$ generates a sequence of **central difference basis functions**, say G_k , which **converges uniformly pointwise** to the extended B-spline basis function G_s with parameters l and n . In fact, for $j \leq 2n-2$,

$$|D^j G_k(x) - D^j G_s(x)| \leq \frac{2^{2n-2-j}}{k} (\|D^{j+1} G_s\|_\infty |x| + 2 \|D^j G_s\|_\infty), \quad x \in \left(1 + \frac{1}{k}\right) \text{supp } G_s.$$

Proof. Start with the derivative formula 5.32 of Theorem 222 and adapt the proof of the last theorem. ■

5.4.2 L^1 inverse weight function convergence

In this subsection we prove the inverse weight function convergence theorem 246 i.e. given an extended B-spline weight function w_s there exists a sequence of central difference weight functions w_k such that $1/w_k \rightarrow 1/w_s$ in the L^1 sense.

Recall that at the start of Subsection 5.2.1 it was suggested that if $\psi \in L^1(\mathbb{R}^1)$ satisfies $\psi(x) \geq 0$ and $\int \psi = 1$ and an extra condition then the sequence of functions $q_k(t) = \frac{\sqrt{2\pi}}{2^{2l}} \frac{k}{2} \psi\left(\frac{k}{2}(t-2)\right) \in L^1$ is such that $\frac{\Delta^{2l} \widehat{q_k}(\xi)}{\xi^{2n}}$ converges to $\frac{\sin^{2l} \xi}{\xi^{2n}}$ in the sense of tempered distributions. Here $\frac{\sin^{2l} \xi}{\xi^{2n}} = \frac{1}{w_s(\xi)} \in L^1$ where w_s is the extended B-spline weight function with parameters n, l . The extra condition referred to is 5.79 i.e. $\int_{|t| \geq R} |t|^{2n} q_k(t) dt < \infty$ for some $R \geq 0$, which is equivalent to $\int |t|^{2n} \psi(t) dt < \infty$ since $\int \psi < \infty$. This assumption is stronger than 5.5 which was the used in Theorem 206 to ensure that a 1-dimensional central difference weight function has property W02\W03. We will prove L^1 convergence and this implies convergence in S' . Assume $\xi > 0$. Then using the change of variables: $s = \xi t/2$, $dt = \frac{2}{\xi} ds$

$$\begin{aligned}
\frac{1}{w_k(\xi)} &= \frac{2^{2(l-n)}}{\sqrt{2\pi}} \int \frac{t^{2n} q_k(t)}{w_s(\xi t/2)} dt \\
&= \int \frac{(t/2)^{2n} \frac{k}{2} \psi\left(\frac{k}{2}(t-2)\right)}{w_s(\xi t/2)} dt \\
&= \int \left(\frac{s}{\xi}\right)^{2n} \frac{\frac{k}{\xi} \psi\left(\frac{k}{\xi}(s-\xi)\right)}{w_s(s)} ds \\
&= \frac{1}{\xi^{2n}} \int \frac{k}{\xi} \psi\left(\frac{k}{\xi}(s-\xi)\right) \sin^{2l} s ds \\
&= \frac{1}{\xi^{2n}} \int \frac{k}{\xi} \psi\left(\frac{k}{\xi}(s-\xi)\right) (\sin^{2l} s - \sin^{2l} \xi) ds + \\
&\quad + \frac{1}{\xi^{2n}} \int \frac{k}{\xi} \psi\left(\frac{k}{\xi}(s-\xi)\right) \sin^{2l} \xi ds \\
&= \frac{1}{\xi^{2n}} \int \frac{k}{\xi} \psi\left(\frac{k}{\xi}(s-\xi)\right) (\sin^{2l} s - \sin^{2l} \xi) ds + \frac{\sin^{2l} \xi}{\xi^{2n}} \int \psi \\
&= \frac{1}{\xi^{2n}} \int \frac{k}{\xi} \psi\left(\frac{k}{\xi}(s-\xi)\right) (\sin^{2l} s - \sin^{2l} \xi) ds + \frac{\sin^{2l} \xi}{\xi^{2n}},
\end{aligned}$$

so that

$$\frac{1}{w_k(\xi)} - \frac{1}{w_s(\xi)} = \frac{1}{\xi^{2n}} \int \frac{k}{\xi} \psi\left(\frac{k}{\xi}t\right) (\sin^{2l}(t+\xi) - \sin^{2l} \xi) dt.$$

Now split the domain of integration about $|\xi| = R$: since $\int \psi = 1$,

$$\begin{aligned}
\int_{|\cdot| \geq R} \left| \frac{1}{w_k} - \frac{1}{w_s} \right| &\leq \int_{|\xi| \geq R} \frac{1}{\xi^{2n}} \int \frac{k}{\xi} \psi\left(\frac{k}{\xi}t\right) |\sin^{2l}(t+\xi) - \sin^{2l} \xi| dt d\xi \\
&\leq 2 \int_{|\xi| \geq R} \frac{1}{\xi^{2n}} \int \frac{k}{\xi} \psi\left(\frac{k}{\xi}t\right) dt d\xi \\
&= 2 \int_{|\xi| \geq R} \frac{d\xi}{\xi^{2n}} \\
&= 4 \int_{\xi \geq R} \frac{d\xi}{\xi^{2n}} \\
&= \frac{4}{2n-1} \frac{1}{R^{2n-1}}.
\end{aligned}$$

If G_s is the B-spline basis function we can write

$$\begin{aligned}
 \frac{1}{w_k(\xi)} - \frac{1}{w_s(\xi)} &= \frac{1}{\xi^{2n}} \int \frac{k}{\xi} \psi\left(\frac{k}{\xi}(s-\xi)\right) (\sin^{2l}s - \sin^{2l}\xi) ds \\
 &= \frac{1}{\xi^{2n}} \int \frac{k}{\xi} \psi\left(\frac{k}{\xi}t\right) (\sin^{2l}(\xi+t) - \sin^{2l}\xi) dt \\
 &= \int \frac{k}{\xi} \psi\left(\frac{k}{\xi}t\right) \left(\frac{\sin^{2l}(\xi+t)}{\xi^{2n}} - \frac{\sin^{2l}\xi}{\xi^{2n}}\right) dt \\
 &= \int \frac{k}{\xi} \psi\left(\frac{k}{\xi}t\right) \left(\frac{(t+\xi)^{2n}}{\xi^{2n}} \widehat{G}_s(\xi+t) - \widehat{G}_s(\xi)\right) dt \\
 &= \int \frac{k}{\xi} \psi\left(\frac{k}{\xi}t\right) \left(\left(1+\frac{t}{\xi}\right)^{2n} \widehat{G}_s(\xi+t) - \widehat{G}_s(\xi)\right) dt \\
 &= \int \frac{k}{\xi} \psi\left(\frac{k}{\xi}t\right) \left(\sum_{m \leq 2n} \binom{2n}{m} \left(\frac{t}{\xi}\right)^m \widehat{G}_s(\xi+t) - \widehat{G}_s(\xi)\right) dt \\
 &= \sum_{2 \leq m \leq 2n} \binom{2n}{m} \int \frac{k}{\xi} \left(\frac{t}{\xi}\right)^m \psi\left(\frac{k}{\xi}t\right) \widehat{G}_s(\xi+t) dt + \\
 &\quad + \int \frac{k}{\xi} \psi\left(\frac{k}{\xi}t\right) (\widehat{G}_s(\xi+t) - \widehat{G}_s(\xi)) dt \\
 &= \sum_{2 \leq m \leq 2n} \binom{2n}{m} \int \frac{k}{\xi} \left(\frac{t}{\xi}\right)^m \psi\left(\frac{k}{\xi}t\right) \widehat{G}_s(\xi+t) dt + \\
 &\quad + \int \frac{k}{\xi} \psi\left(\frac{k}{\xi}t\right) (\widehat{G}_s(\xi+t) - \widehat{G}_s(\xi)) dt.
 \end{aligned} \tag{5.81}$$

$$\begin{aligned}
 \int \left| \frac{1}{w_k} - \frac{1}{w_s} \right| &\leq \sum_{2 \leq m \leq 2n} \binom{2n}{m} \int_{|\xi| \leq R} \int \left| \frac{k}{\xi} \left(\frac{t}{\xi}\right)^m \right| \psi\left(\frac{k}{\xi}t\right) \widehat{G}_s(\xi+t) dt d\xi + \\
 &\quad + \int_{|\xi| \leq R} \int \frac{k}{|\xi|} \psi\left(\frac{k}{\xi}t\right) |\widehat{G}_s(\xi+t) - \widehat{G}_s(\xi)| dt d\xi + \frac{4}{2n-1} \frac{1}{R^{2n-1}}.
 \end{aligned}$$

We will consider the last integral in 5.81 first. Since

$$\begin{aligned}
 |\widehat{G}_s(\xi+t) - \widehat{G}_s(\xi)| &= |e^{i(t,\cdot)} \widehat{G}_s(\xi) - \widehat{G}_s(\xi)| = \left| \left((e^{i(t,\cdot)} - 1) G_s \right)^\wedge(\xi) \right| \\
 &= |t| \left| \left(\left(\frac{e^{i(t,\cdot)} - 1}{t} \right) G_s \right)^\wedge(\xi) \right| \\
 &\leq |t| \|xG_s(x)\|_1,
 \end{aligned}$$

it follows that

$$\begin{aligned}
 - \int \frac{k}{|\xi|} \psi\left(\frac{k}{\xi}t\right) |\widehat{G}_s(\xi+t) - \widehat{G}_s(\xi)| dt &\leq \|xG_s(x)\|_1 \int \frac{k}{|\xi|} |t| \psi\left(\frac{k}{\xi}t\right) dt \\
 &= \frac{|\xi|}{k} \|xG_s(x)\|_1 \|s\psi(s)\|_1,
 \end{aligned}$$

which exists since $\psi \in L^1$ and $\int_{|s| \geq R} |s|^{2n} \psi(s) ds < \infty$. Thus

$$\begin{aligned}
 \int_{|\xi| \leq R} \int \frac{k}{|\xi|} \psi\left(\frac{k}{\xi}t\right) |\widehat{G}_s(\xi+t) - \widehat{G}_s(\xi)| dt d\xi &\leq \int_{|\xi| \leq R} \frac{|\xi|}{k} \|xG_s(x)\|_1 \|s\psi(s)\|_1 d\xi \\
 &= \frac{R^2}{k} \|xG_s(x)\|_1 \|s\psi(s)\|_1.
 \end{aligned} \tag{5.82}$$

Regarding the integrals under the summation sign of 5.81, for $m = 2, 3, \dots, 2n$ we apply the change of variable $s = \frac{k}{\xi}t$ to get

$$\begin{aligned} \left| \int_0^R \int \frac{k}{\xi} \left(\frac{t}{\xi} \right)^m \psi \left(\frac{k}{\xi}t \right) \widehat{G}_s(\xi + t) dt d\xi \right| &< \int_0^R \int \frac{k}{\xi} \left(\frac{|t|}{\xi} \right)^m \psi \left(\frac{k}{\xi}t \right) dt d\xi \\ &= \frac{1}{k^m} \int_0^R \int |s|^m \psi(s) ds d\xi \\ &= \frac{R}{k^m} \|s^m \psi(s)\|_1, \end{aligned}$$

and similarly

$$\begin{aligned} \left| \int_{-R}^0 \int \frac{k}{\xi} \left(\frac{t}{\xi} \right)^m \psi \left(\frac{k}{\xi}t \right) \widehat{G}_s(\xi + t) dt d\xi \right| &< \frac{R}{k^m} \int |s|^m \psi(s) ds \\ &= \frac{R}{k^m} \|s^m \psi(s)\|_1, \end{aligned}$$

so that

$$\begin{aligned} \left| \int_{|\xi| < R} \int \frac{k}{\xi} \left(\frac{t}{\xi} \right)^m \psi \left(\frac{k}{\xi}t \right) \widehat{G}_s(\xi + t) dt d\xi \right| &< \frac{2R}{k^m} \int |s|^m \psi(s) ds \\ &= \frac{2R}{k^m} \|s^m \psi(s)\|_1. \end{aligned} \quad (5.83)$$

Inequalities 5.82 and 5.83 can now be used to estimate the right side of 5.81: if $R > 2$ then

$$\begin{aligned} \int \left| \frac{1}{w_k} - \frac{1}{w_s} \right| &< \sum_{2 \leq m \leq 2n} \binom{2n}{m} \frac{2R}{k^m} \|s^m \psi(s)\|_1 + \frac{R^2}{k} \|x G_s(x)\|_1 \|s \psi(s)\|_1 + \\ &\quad + \frac{4}{2n-1} \frac{1}{R^{2n-1}} \\ &= \frac{R^2}{k} \left(\sum_{2 \leq m \leq 2n} \binom{2n}{m} + \|x G_s(x)\|_1 \right) \max_{m=1}^{2n} \{ \|s^m \psi(s)\|_1 \} + \frac{4}{R^{2n-1}} \\ &= \frac{R^2}{k} (2^{2n} - 1 + \|x G_s(x)\|_1) \max_{m=1}^{2n} \{ \|s^m \psi(s)\|_1 \} + \frac{4}{R^{2n-1}}, \end{aligned} \quad (5.84)$$

and it is clear that given $\varepsilon > 0$ the right side can be made less than ε by first choosing R such that $\frac{4}{R^{2n-1}} < \frac{\varepsilon}{2}$ and then choosing k so that the remaining terms also do not exceed $\varepsilon/2$. Thus we have shown that $\frac{1}{w_k} \rightarrow \frac{1}{w_s}$ in L^1 and hence in S' .

Thus we have proved:

Theorem 246 *Suppose w_s is an extended B-spline weight function. Suppose q_k is the sequence of q functions constructed in Theorem 244 and w_k is the corresponding sequence of central difference weight functions. Then $\frac{1}{w_k} \rightarrow \frac{1}{w_s}$ in L^1 .*

Proof. Precedes this theorem. ■

5.4.3 Approximating a sequence of B-spline basis functions which converges to a C_0^∞ basis function

A C_0^∞ basis function can be approximated by an infinite sequence of B-spline basis functions scaled to have support $[-2n, 2n]$ and to take a value of 1 at the origin - this is the sequence $\mathcal{G}_s(x; n) = \frac{G_s(2nx; n)}{G_s(0; n)}$ below. In this section I will construct a sequence of central difference basis functions which converge to this sequence.

Conjecture 247 *From Matlab experiments we conjecture that*

$$\int_0^\infty \frac{\sin^{2n} t}{t^{2n}} dt \leq \frac{1}{\sqrt{n}} \int_0^\infty \frac{\sin^2 t}{t^2} dt = \frac{1}{\sqrt{n}} \frac{\pi}{2}, \quad n \geq 1. \tag{5.85}$$

$$\int_0^\infty \frac{\sin^{2n} t}{t^{2n}} dt \geq \frac{n-1}{n\sqrt{n}} \int_0^\infty \frac{\sin^2 t}{t^2} dt = \frac{n-1}{n} \frac{1}{\sqrt{n}} \frac{\pi}{2}, \quad n \geq 1. \tag{5.86}$$

Also, when $n \geq 2$,

$$\max_{m=2:2n-1} \frac{\int_0^\infty \frac{\sin^{2n} t}{t^m} dt}{\int_0^\infty \frac{\sin^{2n} t}{t^{2n}} dt} = \frac{\int_0^\infty \frac{\sin^{2n} t}{t^2} dt}{\int_0^\infty \frac{\sin^{2n} t}{t^{2n}} dt} \leq \frac{\int_0^\infty \frac{\sin^4 t}{t^2} dt}{\int_0^\infty \frac{\sin^4 t}{t^4} dt} \frac{4}{5 - \frac{2}{n}}. \tag{5.87}$$

Conclusion 248 *Consequences of Conjecture 247:*

From conjectures 5.85 and 5.86,

$$0 \leq \frac{\pi}{2} - \sqrt{n} \int_0^\infty \frac{\sin^{2n} t}{t^{2n}} dt \leq \frac{1}{n} \frac{\pi}{2}, \quad n \geq 1,$$

and thus

$$\lim_{n \rightarrow \infty} \sqrt{n} \int_0^\infty \frac{\sin^{2n} t}{t^{2n}} dt = \frac{\pi}{2}. \tag{5.88}$$

Easy to verify that

$$\frac{(2m-1)!!}{(2m)!!} = \frac{1}{2^{2m}} \binom{2m}{m}, \quad m \geq 1. \tag{5.89}$$

This foormula and 3.821.10 of Gradshteyn [28] imply

$$\int_0^\infty \frac{\sin^{2n} t}{t^2} dt = \frac{(2n-3)!!}{(2n-2)!!} \frac{\pi}{2} = \frac{1}{2^{2n-2}} \binom{2n-2}{n-1} \frac{\pi}{2}, \tag{5.90}$$

and so by conjecture 5.85,

$$\frac{\int_0^\infty \frac{\sin^{2n} t}{t^2} dt}{\int_0^\infty \frac{\sin^{2n} t}{t^{2n}} dt} < \frac{\frac{(2n-3)!!}{(2n-2)!!} \frac{\pi}{2}}{\frac{1}{\sqrt{n}} \frac{\pi}{2}} = \sqrt{n} \frac{(2n-3)!!}{(2n-2)!!}, \quad n \geq 2. \tag{5.91}$$

From conjecture 5.87 and the equations of 3.827 of Gradshteyn [28],

$$\begin{aligned} \max_{m=2:2n-1} \frac{\int_0^\infty \frac{\sin^{2n} t}{t^m} dt}{\int_0^\infty \frac{\sin^{2n} t}{t^{2n}} dt} &\leq \frac{\int_0^\infty \frac{\sin^4 t}{t^2} dt}{\int_0^\infty \frac{\sin^4 t}{t^4} dt} \frac{4}{5 - \frac{2}{n}} = \frac{\pi/4}{\pi/3} \frac{4}{5 - \frac{2}{n}} \\ &= \frac{3}{5 - \frac{2}{n}} \leq \frac{3}{4}. \end{aligned} \tag{5.92}$$

From conjecture 5.87 and 5.90, when $n \geq 2$,

$$\int_0^\infty \frac{\sin^{2n} t}{t^{2n}} dt > \frac{5 - \frac{2}{n}}{3} \int_0^\infty \frac{\sin^{2n} t}{t^2} dt = \frac{5 - \frac{2}{n}}{3} \frac{(2n-3)!!}{(2n-2)!!} \frac{\pi}{2}.$$

??? It was proven in [???] that:

Theorem 249 *Suppose $G_s(\cdot; n)$ is the extended B-spline basis function generated by the parameters n and $l = n$. Then the scaled sequence of basis functions $\mathcal{G}_s(x; n) := \frac{G_s(2nx; n)}{G_s(0; n)}$ converges uniformly to a C_0^∞ function with support $[-1, 1]$. Call this function \mathcal{G}_s . Further, all the derivatives of $\mathcal{G}_s(\cdot; n)$ converge uniformly to the corresponding derivatives of \mathcal{G}_s .*

???

Theorem 250 *The function $G_s(2nx; n)$ has Fourier transform*

$$F[\mathcal{G}_s(\cdot; n)](\xi) = \frac{1}{G_s(0; n)} \frac{1}{2n} \frac{\sin^{2n} \frac{\xi}{2n}}{\left(\frac{\xi}{2n}\right)^{2n}}, \quad n = 1, 2, 3, \dots,$$

where

$$G_s(0; n) = \frac{2}{\sqrt{2\pi}} \int_0^\infty \frac{\sin^{2n} t}{t^{2n}} dt,$$

and

$$\lim_{n \rightarrow \infty} \sqrt{n} G_s(0; n) = \frac{\sqrt{2\pi}}{2}.$$

If the sequence of central difference basis functions G_k and the B-spline basis function G_s are all scaled so they have value 1 at the origin then we have the following convergence result for the derivatives:

Theorem 251 *In Theorem 244 the sequence of functions*

$$q_k(t) = \sqrt{2\pi} 2^{-2n} \frac{k}{2} \psi\left(\frac{k}{2}(t-2)\right), \quad k = 1, 2, 3, \dots$$

was used to generate the sequence of central difference basis functions G_k given in 5.80 by

$$G_k(x) = \int_{\mathbb{R}^1} G_s\left(\frac{x}{t}\right) |t|^{2n-1} k \psi(k(t-1)) dt.$$

Here I show that for $x \in \mathbb{R}^1$,

$$\left| \frac{D^j G_k(x)}{G_k(0)} - \frac{D^j G_s(x)}{G_s(0)} \right| \leq \frac{\|D^{j+1} G_s\|_\infty |x|}{G_s(0) k} \left(1 - \frac{1}{k}\right)^{-j}, \quad \begin{cases} j \leq 2n-2, \\ k = 2, 3, 4, \dots \end{cases} \quad (5.93)$$

Proof. From Theorem 244,

$$\psi \in L^1(\mathbb{R}^1), \quad \psi(x) \geq 0, \quad \int \psi = 1, \quad \text{supp } \psi \subset [-1, 1],$$

and

$$\text{supp } G_k = \left(1 + \frac{1}{k}\right) 2n.$$

From 5.32: for $1 \leq j \leq 2n-2$,

$$\begin{aligned} D^j G_k(x) &= \frac{2^{j+1}}{\sqrt{2\pi}} \int (D^j G_s) \left(\frac{2x}{|t|}\right) |t|^{2n-j-1} q_k(t) dt \\ &: u = t/2, \quad dt = 2du \Rightarrow \\ &= \frac{2^{2n+1}}{\sqrt{2\pi}} \int (D^j G_s) \left(\frac{x}{|u|}\right) |u|^{2n-j-1} q_k(2u) du \\ &= \frac{2^{2n+1}}{\sqrt{2\pi}} \int (D^j G_s) \left(\frac{x}{|u|}\right) |u|^{2n-j-1} \frac{\sqrt{2\pi} k}{2^{2n}} \frac{1}{2} \psi\left(\frac{k}{2}(2u-2)\right) du \\ &= \int (D^j G_s) \left(\frac{x}{|u|}\right) |u|^{2n-j-1} k \psi(k(u-1)) du \\ &= \int_{1-\frac{1}{k}}^{1+\frac{1}{k}} (D^j G_s) \left(\frac{x}{u}\right) u^{2n-j-1} k \psi(k(u-1)) du. \end{aligned} \quad (5.94)$$

Thus

$$\begin{aligned} & \frac{D^j G_k(x)}{G_k(0)} - \frac{D^j G_s(x)}{G_s(0)} \\ &= \frac{\int_{1-\frac{1}{k}}^{1+\frac{1}{k}} (D^j G_s)\left(\frac{x}{t}\right) t^{2n-j-1} k \psi(k(t-1)) dt}{G_s(0) \int_{1-\frac{1}{k}}^{1+\frac{1}{k}} t^{2n-1} k \psi(k(t-1)) dt} - \frac{D^j G_s(x)}{G_s(0)} \\ &= \frac{\int_{1-\frac{1}{k}}^{1+\frac{1}{k}} (D^j G_s)\left(\frac{x}{t}\right) t^{2n-j-1} k \psi(k(t-1)) dt - \int_{1-\frac{1}{k}}^{1+\frac{1}{k}} (D^j G_s)(x) t^{2n-j-1} k \psi(k(t-1)) dt}{G_s(0) \int_{1-\frac{1}{k}}^{1+\frac{1}{k}} t^{2n-1} k \psi(k(t-1)) dt} \\ &= \frac{\int_{1-\frac{1}{k}}^{1+\frac{1}{k}} \left((D^j G_s)\left(\frac{x}{t}\right) - (D^j G_s)(x) \right) t^{2n-j-1} k \psi(k(t-1)) dt}{G_s(0) \int_{1-\frac{1}{k}}^{1+\frac{1}{k}} t^{2n-1} k \psi(k(t-1)) dt}, \end{aligned}$$

so that if $k \geq 2$, by using Theorem 87 we get

$$\begin{aligned} \left| \frac{D^j G_k(x)}{G_k(0)} - \frac{D^j G_s(x)}{G_s(0)} \right| &\leq \frac{\int_{1-\frac{1}{k}}^{1+\frac{1}{k}} \left| (D^j G_s)\left(\frac{x}{t}\right) - (D^j G_s)(x) \right| t^{2n-j-1} k \psi(k(t-1)) dt}{G_s(0) \int_{1-\frac{1}{k}}^{1+\frac{1}{k}} t^{2n-1} k \psi(k(t-1)) dt} \\ &\leq \frac{\|D^{j+1} G_s\|_\infty \int_{1-\frac{1}{k}}^{1+\frac{1}{k}} \left| \frac{x}{t} - x \right| t^{2n-j-1} k \psi(k(t-1)) dt}{G_s(0) \int_{1-\frac{1}{k}}^{1+\frac{1}{k}} t^{2n-1} k \psi(k(t-1)) dt} \\ &= \frac{\|D^{j+1} G_s\|_\infty |x| \int_{1-\frac{1}{k}}^{1+\frac{1}{k}} \frac{|t-1|}{t^j} t^{2n-1} k \psi(k(t-1)) dt}{G_s(0) \int_{1-\frac{1}{k}}^{1+\frac{1}{k}} t^{2n-1} k \psi(k(t-1)) dt} \\ &\leq \frac{\|D^{j+1} G_s\|_\infty \frac{|x|}{k} \left(1 - \frac{1}{k}\right)^{-j} \int_{1-\frac{1}{k}}^{1+\frac{1}{k}} t^{2n-1} k \psi(k(t-1)) dt}{G_s(0) \int_{1-\frac{1}{k}}^{1+\frac{1}{k}} t^{2n-1} k \psi(k(t-1)) dt} \\ &= \frac{\|D^{j+1} G_s\|_\infty |x|}{G_s(0) k} \left(1 - \frac{1}{k}\right)^{-j}. \end{aligned}$$

■

Corollary 252 (*Uses several conjectures*) If $k \geq 2$ and $n \geq 2$ then for all $j \leq 2n - 3$,

$$\begin{aligned} \left| \frac{D^j G_k(x)}{G_k(0)} - \frac{D^j G_s(x)}{G_s(0)} \right| &\leq \frac{\int_0^\infty \frac{\sin^{2n} t}{t^{2n-1-j}} dt}{\int_0^\infty \frac{\sin^{2n} t}{t^{2n}} dt} \frac{|x|}{k} \left(1 - \frac{1}{k}\right)^{-j} \\ &\leq \frac{3}{5 - 2/n} \frac{|x|}{k} \left(1 - \frac{1}{k}\right)^{-j}, \end{aligned}$$

and for $j = 2n - 2$,

$$\begin{aligned} \left| \frac{D^{2n-2} G_k(x)}{G_k(0)} - \frac{D^{2n-2} G_s(x)}{G_s(0)} \right| &\leq \frac{\pi}{2^{2n+1}} \frac{\binom{2n-1}{n-1}}{\int_0^\infty \frac{\sin^{2n} t}{t^{2n}} dt} \frac{|x|}{k} \left(1 - \frac{1}{k}\right)^{-(2n-1)} \\ &\leq \frac{1}{4\sqrt{\pi}} \frac{1}{1 - 1/n} \frac{|x|}{k} \left(1 - \frac{1}{k}\right)^{-(2n-1)}. \end{aligned}$$

For all $j \leq 2n - 2$,

$$\left| \frac{D^j G_k(x)}{G_k(0)} - \frac{D^j G_s(x)}{G_s(0)} \right| \leq \frac{3}{4} \frac{|x|}{k} \left(1 - \frac{1}{k}\right)^{-(2n-1)}.$$

Proof. Case $j \leq 2n - 3$ From Theorem 66 and Theorem 55,

$$D^p G_s(x) = \frac{1}{\sqrt{2\pi}} \int e^{-ixt} \frac{(-it)^p}{w_s(t)} dt, \quad p \leq 2n - 1,$$

which implies

$$\|D^p G_s\|_\infty \leq \frac{1}{\sqrt{2\pi}} \int \frac{|t|^p}{w_s(t)} dt = \frac{2}{\sqrt{2\pi}} \int_0^\infty \frac{\sin^{2n} t}{t^{2n-p}} dt, \quad p \leq 2n - 1,$$

and thus from 5.93,

$$\begin{aligned} \left| \frac{D^j G_k(x)}{G_k(0)} - \frac{D^j G_s(x)}{G_s(0)} \right| &\leq \frac{\|D^{j+1} G_s\|_\infty |x|}{G_s(0) k} \left(1 - \frac{1}{k}\right)^{-j} \\ &\leq \frac{\frac{2}{\sqrt{2\pi}} \int_0^\infty \frac{\sin^{2n} t}{t^{2n-1-j}} dt}{\frac{2}{\sqrt{2\pi}} \int_0^\infty \frac{\sin^{2n} t}{t^{2n}} dt} \frac{|x|}{k} \left(1 - \frac{1}{k}\right)^{-j} \\ &= \frac{\int_0^\infty \frac{\sin^{2n} t}{t^{2n-1-j}} dt}{\int_0^\infty \frac{\sin^{2n} t}{t^{2n}} dt} \frac{|x|}{k} \left(1 - \frac{1}{k}\right)^{-j} \\ &\leq \left(\max_{j \leq 2n-3} \frac{\int_0^\infty \frac{\sin^{2n} t}{t^{2n-1-j}} dt}{\int_0^\infty \frac{\sin^{2n} t}{t^{2n}} dt} \right) \frac{|x|}{k} \left(1 - \frac{1}{k}\right)^{-j} \\ &= \left(\max_{2 \leq m \leq 2n-1} \frac{\int_0^\infty \frac{\sin^{2n} t}{t^m} dt}{\int_0^\infty \frac{\sin^{2n} t}{t^{2n}} dt} \right) \frac{|x|}{k} \left(1 - \frac{1}{k}\right)^{-j} \\ &: \text{conjecture 5.92} \Rightarrow \\ &< \frac{3}{5 - \frac{2}{n}} \frac{|x|}{k} \left(1 - \frac{1}{k}\right)^{-j}. \end{aligned}$$

Case $j = 2n - 2$ Theorem 66 implies

$$\|D^{2n-1} G_s\|_\infty = \frac{\sqrt{2\pi}}{2^{2n+1}} \binom{2n-1}{n-1}.$$

so that 5.93 becomes,

$$\begin{aligned} \left| \frac{D^{2n-2} G_k(x)}{G_k(0)} - \frac{D^{2n-2} G_s(x)}{G_s(0)} \right| &\leq \frac{\|D^{2n-1} G_s\|_\infty |x|}{G_s(0) k} \left(1 - \frac{1}{k}\right)^{-(2n-1)} \\ &= \frac{\frac{\sqrt{2\pi}}{2^{2n+1}} \binom{2n-1}{n-1}}{\frac{2}{\sqrt{2\pi}} \int_0^\infty \frac{\sin^{2n} t}{t^{2n}} dt} \frac{|x|}{k} \left(1 - \frac{1}{k}\right)^{-(2n-1)} \\ &= \frac{\pi}{2^{2n+2}} \frac{\binom{2n-1}{n-1}}{\int_0^\infty \frac{\sin^{2n} t}{t^{2n}} dt} \frac{|x|}{k} \left(1 - \frac{1}{k}\right)^{-(2n-1)}. \end{aligned}$$

But inequality A.55 is

$$2^{-2n+1} \binom{2n-1}{n-1} < \frac{1}{\sqrt{\pi n}},$$

and the **conjectured inequality** 5.86 is

$$\int_0^\infty \frac{\sin^{2n} t}{t^{2n}} dt \geq \frac{n-1}{n} \frac{1}{\sqrt{n}} \frac{\pi}{2},$$

so that now

$$\begin{aligned} \left| \frac{D^{2n-2}G_k(x)}{G_k(0)} - \frac{D^{2n-2}G_s(x)}{G_s(0)} \right| &\leq \frac{2^{2n-1} \frac{1}{\sqrt{\pi n}} |x|}{2^{2n+2} \frac{n-1}{n} \frac{1}{\sqrt{n}} \frac{\pi}{2}} \frac{1}{k} \left(1 - \frac{1}{k}\right)^{-(2n-1)} \\ &= \frac{1}{4} \frac{\frac{1}{\sqrt{\pi}} |x|}{\frac{n-1}{n}} \frac{1}{k} \left(1 - \frac{1}{k}\right)^{-(2n-1)} \\ &= \frac{1}{4\sqrt{\pi}} \frac{n}{n-1} \frac{|x|}{k} \left(1 - \frac{1}{k}\right)^{-(2n-1)}. \end{aligned}$$

■

Now we want to make the basis function parameter n explicit and write

$$G_k(x; n) = G_k(x), \quad G_s(x; n) = G_s(x),$$

and define the scaled basis functions

$$\mathcal{G}_n(x) := \frac{G_{k_n}(2nx; n)}{G_{k_n}(0; n)}, \quad \mathcal{G}_s(x; n) := \frac{G_s(2nx; n)}{G_s(0; n)}, \quad n \geq 2,$$

where $k_n \rightarrow \infty$ is a sequence to be determined. Observe that

$$\begin{aligned} \text{supp } \mathcal{G}_s &\subseteq [-1, 1], \quad \text{supp } \mathcal{G}_n \subseteq [-1, 1] + \frac{1}{k_n}. \\ \mathcal{G}_s(0; n) &= 1, \quad \mathcal{G}_n(0) = 1. \end{aligned}$$

Now for $j \leq 2n - 2$,

$$\begin{aligned} |D^j \mathcal{G}_n(x) - D^j \mathcal{G}_s(x; n)| &= \left| D^j \frac{G_{k_n}(2nx; n)}{G_{k_n}(0; n)} - D^j \frac{G_s(2nx; n)}{G_s(0; n)} \right| \\ &= (2n)^j \left| \frac{(D^j G_{k_n})(2nx; n)}{G_{k_n}(0; n)} - \frac{(D^j G_s)(2nx; n)}{G_s(0; n)} \right| \\ &\leq (2n)^j \frac{3}{4} \frac{|2nx|}{k_n} \left(1 - \frac{1}{k_n}\right)^{-(2n-1)} \\ &\leq \frac{3}{4} \frac{(2n)^{j+1}}{k_n} \left(1 + \frac{1}{k_n}\right) \left(1 - \frac{1}{k_n}\right)^{-(2n-1)} \\ &\leq \frac{3}{4} \frac{(2n)^{2n-1}}{k_n} \left(1 + \frac{1}{k_n}\right) \left(1 - \frac{1}{k_n}\right)^{-(2n-1)} \end{aligned}$$

We now need the inequality:

$$1 + p\varepsilon \leq (1 - \varepsilon)^{-p} \leq 1 + p\sqrt{p}\varepsilon \text{ when } p \geq 1 \text{ and } 0 \leq \varepsilon \leq \frac{1}{2(p+1)}, \quad (5.95)$$

which is proved by showing that $D_\varepsilon((1 - \varepsilon)^p(1 + p\varepsilon)) \leq 0$ and $D_\varepsilon((1 - \varepsilon)^p(1 + p\sqrt{p}\varepsilon)) \geq 0$. Next assume that $k_n \geq (2n)^{2n-1}$. Then $\frac{1}{k_n} \leq \frac{1}{(2n)^{2n-1}} \leq \frac{1}{4n}$ and 5.95 implies

$$\left(1 - \frac{1}{k_n}\right)^{-(2n-1)} \leq 1 + \frac{(2n-1)\sqrt{2n-1}}{k_n} \leq 1 + \frac{2n\sqrt{2n}}{k_n},$$

and hence

$$\begin{aligned} |D^j \mathcal{G}_n(x) - D^j \mathcal{G}_s(x; n)| &\leq \frac{3}{4} \frac{(2n)^{2n-1}}{k_n} \left(1 + \frac{1}{k_n}\right) \left(1 + \frac{2n\sqrt{2n}}{k_n}\right) \\ &\leq \frac{3}{4} \frac{(2n)^{2n-1}}{k_n} \left(1 + \frac{1}{4^3}\right) \left(1 + \frac{8}{4^3}\right) \\ &< 0.86 \frac{(2n)^{2n-1}}{k_n}. \end{aligned}$$

Thus we have shown that:

Theorem 253 Suppose $n \geq 2$, $j \leq 2n - 2$ and $k_n \geq 1$. Then

$$|D^j \mathcal{G}_n(x) - D^j \mathcal{G}_s(x; n)| \leq \frac{3}{4} \frac{(2n)^{2n-1}}{k_n} \left(1 + \frac{1}{k_n}\right) \left(1 - \frac{1}{k_n}\right)^{-(2n-1)}.$$

If, in addition, $k_n \geq (2n)^{2n-1}$ then

$$\begin{aligned} |D^j \mathcal{G}_n(x) - D^j \mathcal{G}_s(x; n)| &\leq \frac{3}{4} \frac{(2n)^{2n-1}}{k_n} \left(1 + \frac{1}{k_n}\right) \left(1 + \frac{2n\sqrt{2n}}{k_n}\right) \\ &< 0.86 \frac{(2n)^{2n-1}}{k_n}. \end{aligned}$$

Example 254 Set $k_n = (2n)^{2n-1} n^s$ for $s \geq 1$. Then for $n \geq 2$ and $j \leq 2n - 2$,

$$\begin{aligned} |D^j \mathcal{G}_n(x) - D^j \mathcal{G}_s(x; n)| &\leq \frac{3}{4} \frac{1}{n^s} \left(1 + \frac{1}{(2n)^{2n-1} n^s}\right) \left(1 + \frac{2n\sqrt{2n}}{(2n)^{2n-1} n^s}\right) \\ &= \frac{3}{4} \frac{1}{n^s} \left(1 + \frac{1}{(2n)^{2n-1} n^s}\right) \left(1 + \frac{1}{(2n)^{2n-5/2} n^s}\right) \\ &< \frac{0.86}{n^s}. \end{aligned}$$

Remark 255 ?? An L^1 convergence result similar to Theorem 246 can be derived for the weight functions corresponding to the basis functions \mathcal{G}_n and $\mathcal{G}_s(\cdot; n)$.

5.5 Local data function spaces

In this section we will use the generalized local data function results of Subsection 2.9.2 to characterize locally the data functions for the tensor product central difference basis functions as Sobolev spaces. These results supply important information about the data functions and makes it easy to choose data functions for numerical experiments concerning the zero order basis function interpolation and smoothing problems discussed later in Chapters 2, 7 and 8. It also allows us to use the result of Subsection 2.9.3 to derive local convergence estimates from global convergence estimates for interpolants and smoothers.

5.5.1 Tensor product weight functions

Here we are interested in tensor product weight functions e.g. the multivariate central difference weight functions and the extended B-splines 1.27. We want a result which allows us to prove that there exists integral n such that the local Sobolev space

$$W^{n1}(\Omega) = \{u \in L^2(\Omega) : D^\alpha u \in L^2(\Omega) \text{ for } \alpha \leq n1\},$$

of Definition 135 is a subset of the restriction space $X_w^0(\Omega)$ (recall Definition 139). Further we want this result to (essentially) involve **only proving estimates about a single univariate weight function**. This result is Theorem 256 below and will allow us to justify using $W^{n1}(\Omega)$ functions as data functions in numerical experiments.

Further, if w_1 satisfies the assumptions of Corollary 257 then $W^{n1}(\Omega) = X_w^0(\Omega)$ as sets and their norms are equivalent.

Theorem 256 Let w be a **tensor product** weight function on \mathbb{R}^d generated by the single **univariate** weight function $w_1 \in W03$. Suppose:

1. Ω is a bounded region with the segment or uniform rectangle property described in Definition 636.
2. Assume there exists a distribution θ_1 such that

$$\theta_1 \in S'(\mathbb{R}^1), \quad \text{supp } \theta_1 \subset \mathbb{R}^1 \setminus 2(-1, 1), \quad \hat{\theta}_1 \in L_{loc}^1(\mathbb{R}^1), \quad (5.96)$$

and

$$w_1(t) \left| \widehat{\theta}_1(t) + 1 \right|^2 \leq C_{\theta_1} (1+t^2)^n, \quad \text{a.e. on } \mathbb{R}^1, \quad (5.97)$$

for some constant $C_{\theta_1} > 0$.

3. There exists an integer $m \geq 1$ and a constant $c_{1;m} > 0$ such that

$$w_1(t/m) \leq c_{1;m} w_1(t), \quad \text{a.e. on } \mathbb{R}^1. \quad (5.98)$$

Then for all scalar $\lambda > 0$, $W^{n1}(\Omega) \hookrightarrow X_{\sigma_\lambda w}^0(\Omega)$ where σ_λ is the dilation operator.

Proof. The proof involves showing the assumptions 1 to 4 required by Theorem 163 are met so that Corollary 164 can be applied.

Assumption 1 By Corollary 16, w has property W03 since w_1 has property W03.

Assumption 2 Properties 2.117 and 2.116: Noting 2.117, we use the tensor (or direct) product of distributions to define $\chi, \eta \in S'(\mathbb{R}^d)$ by

$$\chi(x) = \prod_{k=1}^d \left(\theta_1(x_k) + \sqrt{2\pi} \delta_1(x_k) \right), \quad (5.99)$$

$$\eta = \chi - (2\pi)^{d/2} \delta, \quad (5.100)$$

so that $\text{supp } \eta \subset (\mathbb{R}^1 \setminus 2(-1, 1))^d \subset \mathbb{R}^d \setminus 2(-1, 1)^d$, and clearly $\widehat{\eta} \in L_{loc}^1(\mathbb{R}^d)$.

Property 2.118: if $C_\chi = C_{\theta_1}^d$ then

$$\begin{aligned} w(\xi) |\widehat{\chi}(\xi)|^2 &= \prod_{k=1}^d w_1(\xi_k) |\widehat{\chi}_1(\xi_k)|^2 = \prod_{k=1}^d w_1(\xi_k) \left| \widehat{\theta}_1(\xi_k) + 1 \right|^2 \\ &\leq C_\chi \prod_{k=1}^d (1 + \xi_k^2)^n, \end{aligned}$$

which confirms 2.118.

Assumption 3 The uniform rectangle property implies the segment condition which is assumption 3 of Theorem 163. The uniform rectangle property was described in Definition 636 and the segment condition in Definition 136.

Assumption 4 Property 2.123: If inequality 5.98 is valid then $\eta > 1$ and a.e. on \mathbb{R}^d ,

$$w(\xi/m) = \prod_{k=1}^d w_1(\xi_k/m) \leq \prod_{k=1}^d (c_{1;m} w_1(\xi_k)) = (c_{1;m})^d w(\xi),$$

which means that condition 2.123 holds if we choose $c_m = (c_{1;m})^d$.

The conclusion of this theorem now follows from Corollary 164. ■

This corollary supplies a condition under which $X_w^0(\Omega) = W^{n1}(\Omega)$ as sets with equivalent norms.

Corollary 257 Suppose the assumptions of Theorem 256 hold. Also suppose there exists a constant $c_{w_1} > 0$ such that the univariate weight function w_1 satisfies

$$c_{w_1} (1+t^2)^n \leq w_1(t), \quad \text{a.e. on } \mathbb{R}^1. \quad (5.101)$$

Then for each $\lambda > 0$, $X_{\sigma_\lambda w}^0(\Omega) = W^{n1}(\Omega)$ as sets and their norms are equivalent.

Proof. We must show that condition 2.132 of Corollary 165 holds. Indeed, if we choose $c_w = (c_{w_1})^d$ then a.e. on \mathbb{R}^1 ,

$$w(\xi) = \prod_{j=1}^d w_1(\xi_j) \geq \prod_{j=1}^d c_{w_1} (1 + \xi_j^2)^n = c_w w_n(\xi),$$

as required. ■

5.5.2 Examples

We present two applications of the theory of local data functions introduced in the last subsection to tensor product central difference weight functions.

In the first theorem the strong integral condition 5.14 is imposed on the weight function because this condition is associated with simple upper and lower bounds on w which imply $X_w^0(\Omega) = W^{n1}(\Omega)$ as sets. In the second theorem (Theorem 259) condition 5.14 is weakened and inequality 5.106 imposed.

Theorem 258 *Suppose w is a tensor product **central difference** weight function on \mathbb{R}^d with parameters n, l, q which satisfies the condition 5.14 i.e. $\int_{|t| \geq R} t^{2l} q(t) dt < \infty$. Further, suppose that Ω is a bounded region with the segment property or the uniform rectangle property.*

Then for each $\lambda > 0$, $X_{\sigma_\lambda w}^0(\Omega) = W^{n1}(\Omega)$ as sets and the norms are equivalent.

Proof. Assumption 1 of Theorem 256 is clearly satisfied.

We can write $w(\xi) = w_1(\xi_1) \dots w_l(\xi_l)$ where w_1 is the univariate central difference weight function. Starting with definition 5.4 we have $w_1(t) \Delta_{2l} \widehat{q}(t) = t^{2n}$ where q satisfies $q \in L^1(\mathbb{R}^1)$, $q \neq 0$, $q(\xi) \geq 0$ so that $\int q > 0$.

Assumption 2 of Theorem 256: We will consider the two cases $n < l$ and $n = l$.

Case $n < l$ Set $p = l - n$ and choose

$$\widehat{\theta}_1(t) = \left((-4)^p \binom{2p}{p}^{-1} \sin^{2p} t \right) - 1, \quad (5.102)$$

so that $\widehat{\theta}_1 \in C_B^\infty \subset L_{loc}^1$. Hence $\theta_1(t) = (-4)^p \binom{2p}{p}^{-1} (\sin^{2p} t)^\vee - \sqrt{2\pi} \delta$.

Noting that $\sin^{2p} t = \left(\frac{e^{it} - e^{-it}}{2i} \right)^{2p}$ we use the identity

$$(s + s^{-1})^{2p} = \binom{2p}{p} + \sum_{k=-p, k \neq 0}^p \binom{2p}{p+k} s^{2k},$$

to write

$$\begin{aligned} \sin^{2p} t &= (2i)^{-2p} \left(\binom{2p}{p} + \sum_{k=-p, k \neq 0}^p \binom{2p}{p+k} e^{2ik} \right) \\ &= (-4)^{-p} \left(\binom{2p}{p} + \sum_{k=-p, k \neq 0}^p \binom{2p}{p+k} e^{2ik} \right), \end{aligned}$$

and since $(e^{2ik})^\vee = \sqrt{2\pi} \delta(\xi - 2k)$,

$$(\sin^{2p} t)^\vee = \sqrt{2\pi} (-4)^{-p} \left(\binom{2p}{p} \delta + \sum_{k=-p, k \neq 0}^p \binom{2p}{p+k} \delta(\cdot - 2k) \right),$$

so that

$$\begin{aligned} \theta_1(t) &= (-4)^p \binom{2p}{p}^{-1} (\sin^{2p} t)^\vee - \sqrt{2\pi} \delta \\ &= (-4)^p \binom{2p}{p}^{-1} \left(\sqrt{2\pi} (-4)^{-p} \left(\binom{2p}{p} \delta + \sum_{k=-p, k \neq 0}^p \binom{2p}{p+k} \delta(t - 2k) \right) \right) - \sqrt{2\pi} \delta \\ &= \sqrt{2\pi} (-4)^p \binom{2p}{p}^{-1} \left((-4)^{-p} \sum_{k=-p, k \neq 0}^p \binom{2p}{p+k} \delta(t - 2k) \right) \\ &= \sqrt{2\pi} \binom{2p}{p}^{-1} \sum_{k=-p, k \neq 0}^p \binom{2p}{p+k} \delta(t - 2k), \end{aligned} \quad (5.103)$$

and clearly $\text{supp } \theta_1 \subset \mathbb{R}^1 \setminus 2(-1, 1)$, which means that θ_1 satisfies the conditions 5.96.

We now consider condition 5.97: $w_1(t) \left| \widehat{\theta}_1(t) + 1 \right|^2 \leq C_{\theta_1} (1+t^2)^n$.

From 5.102,

$$\begin{aligned} w_1(t) \left| \widehat{\theta}_1(t) + 1 \right|^2 &\leq w_1(t) \left((-4)^p \binom{2p}{p}^{-1} \sin^{2p} t \right)^2 \\ &\leq 4^{2p} \binom{2p}{p}^{-2} w_1(t) \sin^{4p} t. \end{aligned}$$

In Corollary 220 it was shown that for any $a > 0$ there exist constants $c_a, c'_a, k_a, k'_a > 0$ such that for $1 \leq n \leq l$,

$$\frac{c_a}{t^{2(l-n)}} \leq w_1(t) \leq \frac{c'_a}{t^{2(l-n)}}, \quad |t| \leq a. \tag{5.104}$$

and

$$k_a t^{2n} \leq w_1(t) \leq k'_a t^{2n}, \quad |t| \geq a, \tag{5.105}$$

In fact, if we now (arbitrarily) choose $a = 1$ then $|t| \leq 1$ implies

$$\begin{aligned} w_1(t) \left| \widehat{\theta}_1(t) + 1 \right|^2 &\leq 4^{2p} \binom{2p}{p}^{-2} w_1(t) \sin^{4p} t \\ &\leq 4^{2p} \binom{2p}{p}^{-2} \frac{c'_1}{t^{2(l-n)}} \sin^{4p} t \\ &\leq 4^{2p} \binom{2p}{p}^{-2} c'_1 \frac{\sin^{2(l-n)} t}{t^{2(l-n)}} \\ &\leq 4^{2p} \binom{2p}{p}^{-2} c'_1. \end{aligned}$$

and $|t| \geq 1$ implies

$$w_1(t) \left| \widehat{\theta}_1(t) + 1 \right|^2 \leq 4^{2p} \binom{2p}{p}^{-2} k'_1 t^{2n} \sin^{4p} t \leq 4^{2p} \binom{2p}{p}^{-2} k'_1 t^{2n},$$

so that 5.97 holds for $C_{\theta_1} = 4^{2p} \binom{2p}{p}^{-2} \max\{c'_1, k'_1\}$.

Case $n = l$ Choose $\theta_1 = 0$. Then clearly condition 5.96 holds. From 5.104 and 5.105 it is clear that 5.97 holds for $C_{\theta_1} = \max\{c'_1, k'_1\}$.

Assumption 3 of Theorem 256: From 5.104 and 5.105, if $\eta_1 \geq 1$,

$$\frac{1}{w_1(t)} \leq \begin{cases} \frac{1}{c'_a} t^{2(l-n)}, & |t| \leq a, \\ \frac{1}{k'_a} \frac{1}{t^{2n}}, & |t| \geq a, \end{cases}$$

and

$$w_1(t) \leq \begin{cases} \frac{c'_b}{t^{2(l-n)}}, & |t| \leq b, \\ \frac{k'_b}{k'_a} t^{2n}, & |t| \geq b, \end{cases}$$

and hence

$$w_1(t/\eta_1) \leq \begin{cases} \frac{c'_b \eta_1^{2(l-n)}}{t^{2(l-n)}}, & |t| \leq \eta_1 b, \\ \frac{k'_b}{\eta_1^{2n}} t^{2n}, & |t| \geq \eta_1 b. \end{cases}$$

Now setting $a = \eta_1 b$ yields

$$\begin{aligned} \frac{w_1(t/\eta_1)}{w_1(t)} &\leq \begin{cases} \frac{c'_b}{c'_a}, & |t| \leq a, \\ \frac{1}{\eta_1^{2n}} \frac{k'_b}{k'_a}, & |t| \geq a. \end{cases} = \begin{cases} \frac{c'_a/\eta_1}{c'_a}, & |t| \leq a, \\ \frac{1}{\eta_1^{2n}} \frac{k'_a/\eta_1}{k'_a}, & |t| \geq a. \end{cases} \\ &\leq \min \left\{ \frac{c'_a/\eta_1}{c'_a}, \frac{1}{\eta_1^{2n}} \frac{k'_a/\eta_1}{k'_a} \right\}, \end{aligned}$$

for all t and $a > 0$. Now set $c_{\eta_1} = \min \left\{ \frac{c'_a/\eta_1}{c'_a}, \frac{1}{\eta_1^{2n}} \frac{k'_a/\eta_1}{k'_a} \right\}$.

Assumption 5.101 is $w_1(t) \geq c_{w1} (1+t^2)^n$ a.e. on \mathbb{R}^1 .

From 5.104 and 5.105 with $a = 1$ we have $w_1(t) \geq k_1 t^{2n}$ when $|t| \geq 1$, and $w_1(t) \geq c_1/t^{2(l-n)}$ when $|t| \leq 1$ and $1 \leq n \leq l$. The latter condition implies that $w_1(t) \geq c_1$ when $|t| \leq 1$. Hence we want to show there exists a constant $c_{w1} > 0$ such that

$$\begin{aligned} c_1 &\geq c_{w1} (1 + t^2)^n, \quad |t| \leq 1, \\ k_1 t^{2n} &\geq c_{w1} (1 + t^2)^n, \quad |t| \geq 1, \end{aligned}$$

which is satisfied by

$$\begin{aligned} c_{w1} &= \min \left\{ \min_{|t| \leq 1} \frac{c_1}{(1 + t^2)^n}, \min_{|t| \geq 1} \frac{k_1 t^{2n}}{(1 + t^2)^n} \right\} = \min \left\{ \frac{c_1}{2^n}, \frac{k_1}{2^n} \right\} \\ &= \frac{1}{2^n} \min \{c_1, k_1\}. \end{aligned}$$

■

The last result assumed that $\int_{|t| \geq R} t^{2l} q(t) dt < \infty$. We now weaken this assumption to $\int_{|t| \geq R} t^{2n} q(t) dt < \infty$ and see what extra assumption is required to ensure that $X_w^0(\Omega) = W^{n1}(\Omega)$. In fact:

Theorem 259 *Suppose:*

1. w is a central difference weight function on \mathbb{R}^d with parameters n, l, q which satisfies the condition 5.9 i.e. $\int_{|t| \geq R} t^{2n} q(t) dt < \infty$.
2. Ω is a bounded region and satisfies the segment condition or the uniform rectangle property.
3. There exist constants $r, k_1 > 0$ such that

$$w(\xi) \geq \frac{k_1}{\xi^{2(l-n)}}, \quad |\xi| \leq r. \quad (5.106)$$

Then for each $\lambda > 0$, $X_{\sigma_\lambda w}^0(\Omega) = W^{n1}(\Omega)$ as sets and the norms are equivalent.

Proof. We first verify that 5.105 and 5.104 imply that the conditions of Theorem 163 and Corollary 164 hold for the case of one dimension. From 5.11 there exists a constant $C_1 > 0$ such that

$$w(\xi) \geq \frac{\xi^{2n}}{C_1}, \quad \xi \in \mathbb{R}^1, \quad (5.107)$$

and from 5.20 there exist constants $c_1, c_2 > 0$ and $0 \leq a < b$ such that

$$w(\xi) \leq \begin{cases} \frac{c_2}{\xi^{2(l-n)}}, & |\xi| \leq \frac{\pi}{b-a}, \\ 2c_1 \xi^{2n}, & |\xi| > \frac{\pi}{b-a}. \end{cases} \quad (5.108)$$

Using these two estimates and the additional assumption 5.106 we can derive inequalities of the form 5.105 and 5.104, and so prove this theorem in a similar manner to Theorem 258. ■

5.6 Interpolant convergence to its data function

We will use the results of 2 to derive orders for the pointwise converge of the minimal norm interpolant $\mathcal{I}_X f$ to its data function f **in the case of central difference weight functions**. These estimates will have the form

$$|f(x) - (\mathcal{I}_X f)(x)| \leq k_G \|f\|_{w,0} (h_{X,\Omega})^m, \quad x \in \overline{\Omega},$$

where the spherical cavity size $h_{X,\Omega} = \sup_{\omega \in \Omega} \text{dist}(\omega, X) < h_{\Omega,\kappa}$ measures the minimum density of the independent data X which is contained in the data region Ω . Here m is the order of convergence.

The results of Chapter 2 can be classified according to whether or not they explicitly require the independent data X to be unisolvent and use Taylor series expansions: a full discussion of unisolvency is incorporated into Subsection 2.7.

It turns out that the convergence orders obtained for the central difference weight functions are the same as those obtained for the extended B-splines.

5.6.1 Convergence estimates: no Taylor series expansion

Following the approach of Chapter 2 we consider two types of convergence results for the case when the data is not explicitly assumed to be unisolvent and for which no Taylor series expansion is used. These are imaginatively called Type 1 and Type 2.

Type 1 convergence estimates

Recall that Type 1 convergence estimates are those obtained using Theorem 104, where there are no *a priori* assumptions made about the weight function parameter κ but the smoothness condition 5.109 is applied to the basis function near the origin, and this will allow a uniform order of convergence estimate to be obtained for the interpolant in a closed bounded infinite data region.

Theorem 260 (Copy of Theorem 104) *Suppose the weight function w has property W02 and that G is the basis function generated by w . Assume that for some $s > 0$ and constants $C_G, h_G > 0$ the basis function satisfies*

$$G(0) - \operatorname{Re} G(x) \leq C_G |x|^{2s}, \quad |x| < h_G. \tag{5.109}$$

Let \mathcal{I}_X be the minimal norm interpolant mapping with the independent data set X contained in the closed bounded infinite set K , and let $k_G = (2\pi)^{-\frac{d}{4}} \sqrt{2C_G}$. Then for any data function $f \in X_w^0$ it follows that $\sqrt{(f - \mathcal{I}_X f, f)_{w,0}} \leq \|f\|_{w,0}$ and

$$|f(x) - \mathcal{I}_X f(x)| \leq k_G \sqrt{(f - \mathcal{I}_X f, f)_{w,0}} (h_{X,K})^s, \quad x \in K, \tag{5.110}$$

when $h_{X,K} = \sup_{x \in K} \operatorname{dist}(x, X) < h_G$ i.e. the order of convergence is at least s .

In the next result we derive constants s , C_G and h_G for which the central difference basis function satisfies equation 5.109.

Theorem 261 *Suppose the weight function w is a tensor product central difference weight function with parameters $n, l, q(\cdot)$, and q is bounded if $n = 1$. Let G be the basis function generated by w*

Then the basis function satisfies the estimate 5.109 for $s = 1/2$, $h_G = \infty$,

$$C_G = G_1(0)^{d-1} \|DG_1\|_\infty \sqrt{d},$$

and

$$k_G = (2\pi)^{-\frac{d}{4}} \sqrt{2C_G} = (2\pi)^{-\frac{d}{4}} \sqrt{2G_1(0)^{d-1} \|DG_1\|_\infty \sqrt{d}}.$$

Proof. Let G_1 be the univariate basis function. By Theorem 231, $G_1 \in C_B^{(0)}$, DG_1 is bounded and

$$|G(x) - G(y)| \leq \sqrt{d} G_1(0)^{d-1} \|DG_1\|_\infty |x - y|, \quad x, y \in \mathbb{R}^d,$$

so that we can choose $C_G = G_1(0)^{d-1} \|DG_1\|_\infty \sqrt{d}$ and

$$k_G = (2\pi)^{-\frac{d}{4}} \sqrt{2C_G} = (2\pi)^{-\frac{d}{4}} \sqrt{2G_1(0)^{d-1} \|DG_1\|_\infty \sqrt{d}}.$$

■

Type 2 convergence estimates

The Type 1 estimates of Theorem 260 considered the case where the weight function had property W02 for some $\kappa \geq 0$ and an extra condition was applied to the basis function. Type 2 convergence estimates only assume $\kappa \geq 1$. In the next theorem we only assume that $\kappa \geq 1$ and derive an order of convergence estimate of 1, as well as a doubled convergence estimate of 2 for the Riesz data functions R_y . Note that the constant k_G in the next Theorem is defined to match the constant k_G for the Type 1 convergence estimate 5.110.

Theorem 262 (Copy of Theorem 114) Suppose the weight function w has property W02 for a parameter $\kappa \geq 1$. Suppose also that $\mathcal{I}_X f$ is the minimal interpolant on X of the data function $f \in X_w^0$ and that K is a bounded closed infinite subset of \mathbb{R}^d , $X \subset K$ and $h_{X,K} = \sup_{x \in K} \text{dist}(x, X)$.

Then

$$|f(x) - (\mathcal{I}_X f)(x)| \leq k_G \sqrt{(f - \mathcal{I}_X f, f)_{w,0}} h_{X,K}, \quad x \in K,$$

where

$$k_G^2 = (2\pi)^{-d} \int \frac{|\cdot|^2}{w} = - (2\pi)^{-\frac{d}{2}} (|D|^2 G)(0), \quad \sqrt{(f - \mathcal{I}_X f, f)_{w,0}} \leq \|f\|_{w,0},$$

and the order of convergence is at least 1. Further, for the ‘Riesz’ data functions R_y , $y \in K$, we have

$$|R_y(x) - (\mathcal{I}_X R_y)(x)| \leq k_G (h_{X,K})^2, \quad x, y \in K,$$

i.e. a ‘doubled’ estimate of at least 2 for the rate of convergence.

Since the weight function has property W02 for κ iff $\kappa + 1/2 < n$ we can choose $\kappa = 1$ iff $n \geq 2$. Then by Theorem 262, $k_G = (2\pi)^{-d/4} \sqrt{- (|D|^2 G)(0)}$ and since

$$\begin{aligned} (|D|^2 G)(0) &= \sum_{k=1}^d (D_k^2 G)(0) = \sum_{k=1}^d D_k^2 (G_1(x_1) G_1(x_2) \dots G_1(x_d))(0) \\ &= \sum_{k=1}^d G_1(0)^{d-1} D^2 G_1(0) \\ &= G_1(0)^{d-1} D^2 G_1(0) d, \end{aligned}$$

we get the formula

$$k_G = (2\pi)^{-d/4} \sqrt{-G_1(0)^{d-1} D^2 G_1(0) d}. \quad (5.111)$$

5.6.2 Convergence estimates: unisolvent data sets and $\kappa \geq 1$

In fact comparison of Theorem 19, Chapter 1 for the extended B-splines with Theorem 206 of this document shows that for parameters n and l the smoothness parameters κ can take an identical sets of values when $\int_{\mathbb{R}^1} |\cdot|^{2n-1} q < \infty$, since $q \in L^1$.

We now require the following convergence estimate from Chapter 2:

Theorem 263 (Copy of Theorem 127) Let w be a weight function with property W02 for $\kappa \geq 1$ and let G be the corresponding basis function. Set $m = \lfloor \kappa \rfloor$.

Suppose $\mathcal{I}_X f$ is the minimal norm interpolant of the data function $f \in X_w^0$ on the independent data set X contained in the data region Ω . We use the notation and assumptions of Lemma 125 of Chapter 2 which means assuming that X is m -unisolvent and Ω is a bounded region whose boundary satisfies the cone condition.

Now set $k_G = \frac{d^{m/2}}{(2\pi)^{d/2 m!}} (c_{\Omega, \kappa})^m K'_{\Omega, m} \max_{|\beta|=m} |D^{2\beta} G(0)|$. Then there exists $h_{\Omega, \kappa} > 0$ such that

$$|f(x) - (\mathcal{I}_X f)(x)| \leq k_G \|f\|_{w,0} (h_{X,\Omega})^m, \quad x \in \bar{\Omega}, \quad (5.112)$$

when $h_{X,\Omega} = \sup_{\omega \in \Omega} \text{dist}(\omega, X) < h_{\Omega, \kappa}$ i.e. the order of convergence is at least m .

The constants $c_{\Omega, m}$, $K'_{\Omega, m}$ and $h_{\Omega, m}$ only depend on Ω, m and d . In terms of the integrals which define weight property W02 we have

$$\max_{|\beta|=m} |D^{2\beta} G(0)| \leq (2\pi)^{-\frac{d}{2}} \int \frac{|\xi|^{2m} d\xi}{w(\xi)}.$$

We now show that the order of convergence of the minimal norm interpolant to an arbitrary data function is at least $n - 1$:

Corollary 264 Suppose the weight function is a central difference weight function with parameters $2 \leq n \leq l$. Then the order of convergence of the minimal norm interpolant to an arbitrary data function is at least $n - 1$.

Proof. Theorem 206 implies that $m = \lfloor \kappa \rfloor = n - 1$ and Theorem 263 implies that the order of convergence is at least $n - 1$. ■

5.6.3 Convergence estimates using tempered distribution Taylor series

Suppose $w = \bigotimes_{i=1}^d w_1$ is a **tensor product central difference** weight function defined in Corollary 212 with parameters n, l and (function) q . Then w_1 satisfies property W02 for parameter κ iff l and n satisfy $\kappa + 1/2 < n \leq l$. By Corollary 16 w has property W03 for parameter $\kappa \mathbf{1}$.

Thus the maximum value of $\lfloor \kappa \rfloor$ is $n - 1$. Choose κ so that $\lfloor \kappa \rfloor = n - 1$ and set $m = \lfloor \kappa \rfloor$.

By Theorem 222 the corresponding 1-dimensional basis function G_1 is an even function and satisfies $G_1 \in C_B^{(2n-2)}(\mathbb{R}^1)$. If we further assume that q is **bounded** a.e. then by Theorem 226, $D^{2n-1}G_1$ is essentially bounded.

We can now easily apply the data function remainder result Theorem 180 of Section 3.4 for tensor product weight functions which have property W03 for $\kappa \mathbf{1}$ and for which $\|D^{2m+1}G_1\|_{\infty, B_r} < \infty$ for some $r > 0$ where $m = \lfloor \kappa \rfloor$. The result is a convergence rate of $m + 1/2 = n - 1/2$ which is an improvement.

5.6.4 Summary table

Interpolant convergence to data func: tensor prod. central diff. weight funcs.				
Estimate name	Parameter constraints	Converg. order	$(2\pi)^{d/4} k_G$	h_G
Type 1 (smoothness constraint on basis fn)	q b'nded if $n = 1$ else $n \geq 2$	1/2	$\sqrt{2G_1(0)^{d-1}} \ DG_1\ _{\infty} \sqrt[4]{d}^{(1)}$	∞
Type 2 ($\kappa \geq 1$)	$n \geq 2$	1	$\sqrt{-G_1(0)^{d-1}} D^2G_1(0) \sqrt{d}^{(1)}$	∞
Unisolvency/Taylor series	$n \geq 2$	$n - 1$	-	∞
Tempered distrib Taylor	q b'nded a.e.	$n - 1/2$	-	∞

⁽¹⁾ G_1 is the univariate basis function used to form the tensor product.

TABLE 5.1.

6

Central difference weight functions: q multivariate

6.1 Introduction

In the last chapter we generated multivariate central difference weight functions using the tensor product. In this chapter we generalize to higher dimensions the 1-dimensional difference operator Δ_{2l} used in the one-dimensional case and thus obtain a new class of weight functions which seems most suited to radial weight functions. This chapter is unfinished.

Using the Fourier transform to directly calculate the basis function from the weight function formula 6.3 may be very awkward.

In **Section 6.3** we use the theory of $S_{\emptyset, m}$ tempered distributions (see Definition 421 etc.) and in Theorem 276 shows us how to use the central difference operator to express the basis function as the sum of the thin-plate spline and several scaled convolutions of this spline with the generating function q . The use of a $S_{\emptyset, m}$ technique means that the formula is true modulo a polynomial. It remains to determine this polynomial by applying conditions to the function q used to define the weight function. For d odd, using the L_{loc}^1 Taylor series expansion with integral remainder described in Lemma 172, I have derived Theorem 276 which supplies conditions on q under which the polynomial p_c is zero. Here we assume q has bounded support or that q is radial with an extra condition. I have not done the case where d is even but have made partial attempt on a more general result which does not distinguish between odd and even dimensions.

In **Section 6.4** we will derive several formulas for the central difference basis function which involve the Bessel functions $J_{\frac{d-2}{2}}$ and the MacDONald's functions $K_{n-\frac{d}{2}}$.

In **Section 6.5** we obtain results which are an extension of the 1-dimensional of Subsection 5.3.4 to an arbitrary dimension.

We use the tempered distribution Taylor series expansion introduced in Section 3.2 and the theory of the Schwartz subspaces $S_{\emptyset, k} \subset S$ introduced in Definition 421 to expand a convolution of the thin plate spline and the function q and thus prove the Taylor series basis function formula given in Theorem 283. The formula is true modulo a polynomial with degree $\leq d-2$. The L_{loc}^1 Taylor series expansion of Lemma 174 is then used to obtain the Taylor series integral remainder formula 6.103 for the basis function which is again true modulo a polynomial with degree $\leq d-2$.

In Section 6.6 I have made a start at characterizing the data space locally.??

Remark 265 ?? *Things to do:*

1. Does there exist a C_0^∞ basis function?
2. Derive upper/lower bounds for the weight function.
3. Also consider d even.
4. Calculate interpolant/smooth convergence order.

5. Calculate local data space.

6.2 The weight function

In this section I generalize the \mathbb{R}^1 central difference weight function of Definition 205 to \mathbb{R}^d which in turn involves generalizing the central difference operator Δ_{2l} of Definition 202 to \mathbb{R}^d .

More precisely, in Definition 202 a function w is defined using the parameters $n, l \geq 0, q \geq 0$ and in Theorem 270 necessary and sufficient conditions are supplied for w to be a weight function with properties W01 and W02.

The motivation for the 1-dimensional definition of a central difference weight function, which is given at the start of Subsection 5.2.1, can be easily adapted to the multidimensional case studied here.

Definition 266 *The multivariate central difference operators δ_ξ and Δ_{2l} on \mathbb{R}^d .*

We define the central difference operator

$$\delta_\xi f(x) = f\left(x + \frac{\xi}{2}\right) - f\left(x - \frac{\xi}{2}\right), \quad x, \xi \in \mathbb{R}^d.$$

and introduce the operator

$$\Delta_{2l} f(\xi) = \sum_{j=-l}^l (-1)^j \binom{2l}{j+l} f(-j\xi), \quad l = 1, 2, 3, \dots, \xi \in \mathbb{R}^d. \quad (6.1)$$

and note that $\Delta_{2l} f(-\xi) = \Delta_{2l} f(\xi)$.

This definition of Δ_{2l} ensures that $\Delta_{2l, \xi}(e^{-i\xi\tau}) \geq 0$, which is part 3 of the next lemma. For example:

$$\begin{aligned} \Delta_2 f(\xi) &= -(f(\xi) - 2f(0) + f(-\xi)). \\ \Delta_4 f(\xi) &= f(2\xi) - 4f(\xi) + 6f(0) - 4f(-\xi) + f(-2\xi). \end{aligned}$$

Noting that $\Delta_{2l} f(\xi) = (-1)^l (\delta_\xi^{2l} f)(0)$ we define

$$\Delta_k f(\xi) := i^k (\delta_\xi^k f)(0), \quad k = 0, 1, 2, \dots$$

The operator $\delta_\xi f$ can be defined on distributions by

$$\delta_\xi f = f\left(\cdot + \frac{\xi}{2}\right) - f\left(\cdot - \frac{\xi}{2}\right), \quad f \in \mathcal{D}', \xi \in \mathbb{R}^d.$$

Lemma 267 *The even central difference operators of Definition 202 have the following properties:*

1. $\Delta_{2k} f(\xi) = (-1)^k (\delta_\xi^{2k} f)(0) = ((-\delta_\xi)^{2k} f)(0)$.

2. Regarding monomials and polynomials:

(a) $\Delta_{2l}(\xi^\alpha) = \left(\sum_{j=-l}^l (-1)^j \binom{2l}{j+l} j^{|\alpha|}\right) (-\xi)^\alpha$ when $\alpha \geq \mathbf{0}$.

(b) $\sum_{j=-l}^l (-1)^j \binom{2l}{j+l} j^m = \begin{cases} 0, & m = 0, 1, 2, \dots, 2l-1, \\ (-1)^l (2l)!, & m = 2l. \end{cases}$

(c) $\Delta_{2l}(\xi^{2\alpha+1}) = 0$ when $|\alpha| \geq l$.

(d) $\Delta_{2l}(p(\xi)) = 0$ when p is a polynomial with degree less than $2l$.

(e) $\Delta_{2l}(\xi^{2\alpha}) = (-1)^{|\alpha|} (2\alpha)! \xi^{2\alpha}$ when $|\alpha| = l$.

3. $\Delta_{2l, \xi}(e^{-i\xi\tau}) = 2^{2l} \sin^{2l}(\xi\tau/2)$. Here $\Delta_{2l, \xi}$ indicates Δ_{2l} is acting on the variable ξ in $e^{-i\xi\tau}$, and $\xi\tau$ is the inner product $\sum_{i=1}^d \xi_i \tau_i$.

4. If f is radial then $\Delta_{2l}f$ is also radial. In fact, if $f(\xi) = f_{\odot}(|\xi|)$ then

$$\begin{aligned}\Delta_{2l}f(\xi) &= \sum_{j=-l}^l (-1)^j \binom{2l}{j+l} f_{\odot}(|j||\xi|) = \binom{2l}{l} f_{\odot}(0) + 2 \sum_{j=1}^l (-1)^j \binom{2l}{j+l} f_{\odot}(j|\xi|). \\ (\Delta_{2l}f)_{\odot} &= \Delta_{2l}(f_{\odot}).\end{aligned}$$

5. If $\phi \in S$ then $\Delta_l\phi = i^l [\delta, \delta_{\xi}^l \phi]$.

6. If $\phi \in S$ and $\psi \in S_{1;2l}$ then

$$\Delta_{2l}\phi - \binom{2l}{l}\phi(0)\psi \in S_{0;2l}.$$

7. If $f \in \mathcal{D}'$ then

$$\begin{aligned}[\delta_{\xi}f, \phi] &= \left[f\left(\cdot + \frac{\xi}{2}\right) - f\left(\cdot - \frac{\xi}{2}\right), \phi \right] = \left[f, \phi\left(\cdot - \frac{\xi}{2}\right) - \phi\left(\cdot + \frac{\xi}{2}\right) \right] = -[f, \delta_{\xi}\phi]. \\ &\implies \\ [\delta_{\xi}^l f, \phi] &= (-1)^l [f, \delta_{\xi}^l \phi].\end{aligned}$$

Thus part 5 implies $\Delta_l\phi = i^l [\delta, \delta_{\xi}^l \phi] = (-i)^l [\delta_{\xi}^l \delta, \phi]$ and so

$$\Delta_l = (-i)^l \delta_{\xi}^l \delta \text{ on } S. \quad (6.2)$$

8. If $f \in S'$, then $\widehat{\delta_{\xi}^l f} = e^{i\frac{\xi\eta}{2}} \widehat{f} - e^{-i\frac{\xi\eta}{2}} \widehat{f} = 2i \sin \frac{\xi\eta}{2} \widehat{f}$ and $\delta_{\xi} \widehat{f} = -2i \left(\sin \frac{\xi\eta}{2} \widehat{f} \right)^{\wedge}$.

The motivation for the 1-dimensional definition of a central difference weight function, which is given at the start of Subsection 5.2.1, can be easily adapted to an arbitrary dimension as follows. The derivation of the 1-dimensional central difference weight function was based on the approximation of the reciprocal of the B-spline weight function w_s using a mollifier. From 1.27 we have for parameters n and l ,

$$\frac{1}{w_s(\xi)} = \prod_{j=1}^d \frac{\sin^{2l} \xi_j}{\xi_j^{2n}}, \quad 1 \leq n \leq l.$$

Now $\sin^{2l} \xi_j = \left(\frac{e^{i2\xi_j} - e^{-i2\xi_j}}{2i} \right)^{2l}$ so that by part 3 Lemma 267 with $t = 2$, $\frac{1}{w_s(\xi)} = \frac{1}{2^{2l}} \frac{\Delta_{2l}(e^{-i2\xi_1})}{\xi^{2n}}$ or using the Fourier transform $F[\cdot](\xi)$

$$\frac{1}{w_s(\xi)} = \frac{(2\pi)^{1/2} \Delta_{2l}F[\delta(x-2)]}{2^{2l} \xi^{2n}}.$$

We now want to approximate the delta function δ in the distribution sense using the mollifier $k\psi(kx)$ where $k = 1, 2, 3, \dots$, $\psi \in L^1(\mathbb{R}^d)$, $\psi \geq 0$ and $\int \psi = 1$. Since $k\psi(kx) \rightarrow \delta$ as $k \rightarrow \infty$ in the sense of distributions, $k\psi(k(x-2)) \rightarrow \delta(x-2)$ and so as $k \rightarrow \infty$,

$$\frac{\sqrt{2\pi} \Delta_{2l}F[k\psi(k(x-2))]}{2^{2l} \xi^{2n}} \rightarrow \frac{1}{w_s(\xi)} \text{ on } \mathcal{D}'(\mathbb{R}^d \setminus \mathbf{0}).$$

Here we will not try to extend the convergence to S' but observe that we can write

$$\frac{\sqrt{2\pi} \Delta_{2l}F[k\psi(k(x-2))]}{2^{2l} \xi^{2n}} = \frac{\Delta_{2l}\widehat{q}_k}{\xi^{2n}},$$

where

$$q_k(x) := \frac{\sqrt{2\pi}}{2^{2l}} k\psi(k(x-2)) \in L^1(\mathbb{R}^d) \text{ and } q_k \geq 0.$$

Thus $\frac{\Delta_{2l}\widehat{q}_k}{\xi^{2n}} \rightarrow \frac{1}{w_s(\xi)}$ on $\mathcal{D}'(\mathbb{R}^d \setminus \mathbf{0})$ and if we are lucky $\frac{\xi^{2n}}{\Delta_{2l}\widehat{q}_k(\xi)}$ may be a weight function. Indeed, we use this idea to define a central difference weight function and justify calling it a weight function using the next theorem.

?? Later in ?? we will ?? show? ?? that if an extra condition is imposed on the function ψ then $\frac{\Delta_{2l}\widehat{q}_k}{\xi^{2n}} \rightarrow \frac{1}{w_s(\xi)}$ in L^1 and as tempered distributions, and that the corresponding sequence of central difference basis functions converges uniformly pointwise to the extended B-spline basis function.

Definition 268 Multivariate central difference weight functions.

Suppose that $q \in L^1(\mathbb{R}^d)$, $q \neq 0$, $q(\xi) \geq 0$ and $l, n \geq 0$ are integers. The multivariate central difference weight function is defined by

$$w(\xi) = \frac{|\xi|^{2n}}{\Delta_{2l}\widehat{q}(\xi)}, \quad \xi \in \mathbb{R}^d. \tag{6.3}$$

Since q radial implies \widehat{q} radial, part 4 of Lemma 267 implies that if q is radial then w is radial and consequently the basis function is radial.

The binomial identities 2b of Lemma 267 will play a central role in the theory of these basis functions.

Lemma 269 Suppose d, n, l are positive integers. Then

$$\int_{\mathbb{R}^d} \frac{\sin^{2l} \eta_1 d\eta}{|\eta|^{2(n-\lambda)}} < \infty \iff n - l - \frac{d}{2} < \lambda < n - \frac{d}{2}, \tag{6.4}$$

and

$$\int_{\mathbb{R}^d} \frac{\sin^{2l} \eta_1 d\eta}{|\eta|^{2(n-\lambda)}} = \begin{cases} \omega_{d-1} B\left(\frac{d-1}{2}, n - \lambda - \frac{d-1}{2}\right) \int_0^\infty \frac{\sin^{2l} t}{t^{2(n-\lambda)-d+1}} dt, \\ 2\pi^{\frac{d-1}{2}} \frac{\Gamma(n-\lambda-\frac{d-1}{2})}{\Gamma(n-\lambda)} \int_0^\infty \frac{\sin^{2l} t}{t^{2(n-\lambda)-d+1}} dt, \end{cases} \tag{6.5}$$

where B denotes the beta function.

Proof. We use Theorem 695: first A.32 then A.33. If $e^{(1)} = (1, 0, \dots, 0)$ then

$$\begin{aligned} & \int_{r \leq |\eta| \leq R} \frac{\sin^{2l} \eta_1}{|\eta|^{2(n-\lambda)}} d\eta \\ &= \int_{r \leq |\eta| \leq R} \frac{\sin^{2l}(e^{(1)}\eta)}{|\eta|^{2(n-\lambda)}} d\eta = \int_{r \leq |x| \leq R} \frac{\sin^{2l}(|e^{(1)}|\eta_1)}{|\eta|^{2(n-\lambda)}} d\eta = \int_{r \leq |x| \leq R} \frac{\sin^{2l} \eta_1}{|\eta|^{2(n-\lambda)}} d\eta = \\ &= \omega_{d-1} \int_r^R \left(\int_0^\pi \sin^{2l}(\rho \cos \theta) \sin^{d-2} \theta d\theta \right) \frac{\rho^{d-1}}{\rho^{2(n-\lambda)}} d\rho \\ &= \omega_{d-1} \int_r^R \left(\int_0^\pi \sin^{2l}(\rho \cos \theta) \sin^{d-2} \theta d\theta \right) \frac{d\rho}{\rho^{2(n-\lambda)-d+1}} \\ &= 2\omega_{d-1} \int_r^R \left(\int_0^{\pi/2} \sin^{2l}(\rho \cos \theta) \sin^{d-2} \theta d\theta \right) \frac{d\rho}{\rho^{2(n-\lambda)-d+1}} \\ &= 2\omega_{d-1} \int_0^{\pi/2} \int_r^R \frac{\sin^{2l}(\rho \cos \theta)}{\rho^{2(n-\lambda)-d+1}} d\rho \sin^{d-2} \theta d\theta \\ &= 2\omega_{d-1} \lim_{\varepsilon \rightarrow 0^+} \int_0^{\frac{\pi}{2}-\varepsilon} \int_r^R \frac{\sin^{2l}(\rho \cos \theta)}{\rho^{2(n-\lambda)-d+1}} d\rho \sin^{d-2} \theta d\theta. \end{aligned} \tag{6.6}$$

The change of variables $t = \rho \cos \theta$, $dt = \cos \theta d\rho$ now gives

$$\int_r^R \frac{\sin^{2l}(\rho \cos \theta)}{\rho^{2(n-\lambda)-d+1}} d\rho = \cos^{2(n-\lambda)-d} \theta \int_{r \cos \theta}^{R \cos \theta} \frac{\sin^{2l} t}{t^{2(n-\lambda)-d+1}} dt,$$

so that

$$\int_0^{\frac{\pi}{2}-\varepsilon} \int_r^R \frac{\sin^{2l}(\rho \cos \theta)}{\rho^{2(n-\lambda)-d+1}} d\rho \sin^{d-2} \theta d\theta = \int_0^{\frac{\pi}{2}-\varepsilon} \cos^{2(n-\lambda)-d} \theta \sin^{d-2} \theta \int_{r \cos \theta}^{R \cos \theta} \frac{\sin^{2l} t}{t^{2(n-\lambda)-d+1}} dt d\theta,$$

and hence

$$\int_{r \leq |\eta| \leq R} \frac{\sin^{2l} \eta_1}{|\eta|^{2(n-\lambda)}} d\eta = 2\omega_{d-1} \lim_{\varepsilon \rightarrow 0^+} \int_0^{\frac{\pi}{2}-\varepsilon} \cos^{2(n-\lambda)-d} \theta \sin^{d-2} \theta \int_{r \cos \theta}^{R \cos \theta} \frac{\sin^{2l} t}{t^{2(n-\lambda)-d+1}} dt d\theta. \tag{6.7}$$

Next observe that $\int \frac{\sin^{2l} t}{t^{2(n-\lambda)-d+1}} dt < \infty$ iff condition 6.4 holds. Thus RHS of 6.4 implies

$$\begin{aligned} \int_{r \leq |\eta| \leq R} \frac{\sin^{2l} \eta_1}{|\eta|^{2(n-\lambda)}} d\eta &< 2\omega_{d-1} \lim_{\varepsilon \rightarrow 0^+} \int_0^{\frac{\pi}{2}-\varepsilon} \cos^{2(n-\lambda)-d} \theta \sin^{d-2} \theta \int \frac{\sin^{2l} t}{t^{2(n-\lambda)-d+1}} dt d\theta \\ &= 2\omega_{d-1} \int_0^{\frac{\pi}{2}} \cos^{2(n-\lambda)-d} \theta \sin^{d-2} \theta d\theta \int \frac{\sin^{2l} t}{t^{2(n-\lambda)-d+1}} dt \\ &= \omega_{d-1} B\left(\frac{d-1}{2}, n-\lambda-\frac{d-1}{2}\right) \int \frac{\sin^{2l} t}{t^{2(n-\lambda)-d+1}} dt, \end{aligned} \quad (6.8)$$

which implies

$$\int_{\mathbb{R}^d} \frac{\sin^{2l} \eta_1 d\eta}{|\eta|^{2(n-\lambda)}} < \omega_{d-1} B\left(\frac{d-1}{2}, n-\lambda-\frac{d-1}{2}\right) \int \frac{\sin^{2l} t}{t^{2(n-\lambda)-d+1}} dt < \infty.$$

On the other hand, suppose that $\int_{\mathbb{R}^d} \frac{\sin^{2l} \eta_1 d\eta}{|\eta|^{2(n-\lambda)}}$ exists. Fix $0 < \varepsilon' < \pi/2$ and choose $R > r > 0$ such that $R \sin \varepsilon' > r$. Then from 6.7,

$$\int_{r \leq |\eta| \leq R} \frac{\sin^{2l} \eta_1 d\eta}{|\eta|^{2(n-\lambda)}} > 2\omega_{d-1} \int_0^{\frac{\pi}{2}-\varepsilon'} \cos^{2(n-\lambda)-d} \theta \sin^{d-2} \theta \int_r^{R \sin \varepsilon'} \frac{\sin^{2l} t}{t^{2(n-\lambda)-d+1}} dt d\theta.$$

Hence $\forall 0 < \varepsilon' < \pi/2$,

$$\int \frac{\sin^{2l} \eta_1 d\eta}{|\eta|^{2(n-\lambda)}} > 2\omega_{d-1} \int_0^{\frac{\pi}{2}-\varepsilon'} \cos^{2(n-\lambda)-d} \theta \sin^{d-2} \theta d\theta \int \frac{\sin^{2l} t}{t^{2(n-\lambda)-d+1}} dt,$$

and thus

$$\begin{aligned} \int \frac{\sin^{2l} \eta_1 d\eta}{|\eta|^{2(n-\lambda)}} &> 2\omega_{d-1} \int_0^{\frac{\pi}{2}} \cos^{2(n-\lambda)-d} \theta \sin^{d-2} \theta d\theta \int \frac{\sin^{2l} t}{t^{2(n-\lambda)-d+1}} dt \\ &= \omega_{d-1} B\left(\frac{d-1}{2}, n-\lambda-\frac{d-1}{2}\right) \int \frac{\sin^{2l} t}{t^{2(n-\lambda)-d+1}} dt. \end{aligned} \quad (6.9)$$

Consequently the RHS of 6.4 is true and so 6.4 is true. Further inequalities 6.8 and 6.9 imply equality and so the proof is complete. ■

Part 2 of the next theorem gives an easy necessary and sufficient for the parameters $n, l \geq 0, q \geq 0$ to define a central difference weight function 6.3.

Theorem 270 *Suppose w is the function on \mathbb{R}^d introduced in Definition 268. Then:*

1. w is an even function satisfying weight function property W01 for $\mathcal{A} = \{0\}$.
2. w satisfies property W02 for parameter $\kappa > 0$ iff

$$0 < \kappa < n - \frac{d}{2} < l, \quad (6.10)$$

and for some $R > 0$,

$$\int_{|\tau| \geq R} |\tau|^{2n-d} q(\tau) d\tau < \infty. \quad (6.11)$$

Note 6.15.

Now suppose w satisfies property W02 for parameter $\kappa > 0$. Then:

3. If $0 \leq \lambda \leq \kappa$,

$$\int \frac{|\xi|^{2\lambda}}{w(\xi)} d\xi = \frac{2^{2(l-n+\lambda)+d}}{(2\pi)^{d/2}} \left(\int \frac{\sin^{2l} \eta_1}{|\eta|^{2(n-\lambda)}} d\eta \right) \int |\tau|^{2(n-\lambda)-d} q(\tau) d\tau \tag{6.12}$$

$$= \frac{2^{2(l-n+\lambda)+d}}{(2\pi)^{d/2}} \omega_{d-1} B\left(\frac{d-1}{2}, n-\lambda-\frac{d-1}{2}\right) \int_0^\infty \frac{\sin^{2l} t}{t^{2(n-\lambda)-d+1}} dt \int |\tau|^{2(n-\lambda)-d} q(\tau) d\tau, \tag{6.13}$$

where $2(n-\lambda)-d > 0$, $2(l-n+\lambda)+d > 0$ and B denotes the beta function.

4. The basis function has at least smoothness $2n-d-1$.

5. $\hat{q} \in C_B^{(2n-d)}$ and $\Delta_{2l}\hat{q} \in C_B^{(2n-d)} \cap C_{\emptyset, 2n-d+1}^{(2n-d)}$ where in general

$$C_{\emptyset, k}^{(m)} := \left\{ u \in C^{(m)} : D^\alpha u(0) = 0 \text{ for } |\alpha| < m \right\}, \quad k \leq m+1, m \geq 0. \tag{6.14}$$

(cf. Definition 421).

Proof. Part 1 The function w is an even function since it is clear from equation 6.1 that $\Delta_{2l}\hat{q}$ is even.

Part 2 From part 3 of Lemma 267 we have $\Delta_{2l,\xi} e^{-i\xi\tau} = 2^{2l} \sin^{2l}(\xi\tau/2)$ so that

$$\begin{aligned} \frac{1}{w(\xi)} &= \frac{\Delta_{2l}\hat{q}(\xi)}{|\xi|^{2n}} = \frac{1}{(2\pi)^{d/2}} \frac{1}{|\xi|^{2n}} \int (\Delta_{2l,\xi} e^{-i\xi\tau}) q(\tau) d\tau \\ &= \frac{2^{2l}}{(2\pi)^{d/2}} \frac{1}{|\xi|^{2n}} \int \sin^{2l}\left(\frac{\xi\tau}{2}\right) q(\tau) d\tau. \end{aligned} \tag{6.15}$$

and clearly $w(\xi) > 0$ when $\xi \neq 0$. Since $q \in L^1$ implies $\hat{q} \in C_B^{(0)}$, from the definition of w we have $w \in C^{(0)}(\mathbb{R}^1 \setminus 0)$ and $w > 0$ on $\mathbb{R}^1 \setminus 0$.

Property W02 was introduced in 1.7: $w \in W02$ if for some real number $\kappa \in \mathbb{R}^1$, $\kappa > 0$ we have

$$\int \frac{|\xi|^{2\lambda} d\xi}{w(\xi)} < \infty, \quad 0 \leq \lambda \leq \kappa. \tag{6.16}$$

Now

$$\begin{aligned} \int \frac{|\xi|^{2\lambda} d\xi}{w(\xi)} &= \frac{2^{2l}}{(2\pi)^{d/2}} \int \frac{1}{|\xi|^{2(n-\lambda)}} \int \sin^{2l}(\xi\tau/2) q(\tau) d\tau d\xi \\ &= \frac{2^{2l}}{(2\pi)^{d/2}} \int \int \frac{\sin^{2l}(\xi\tau/2)}{|\xi|^{2(n-\lambda)}} d\xi q(\tau) d\tau, \end{aligned} \tag{6.17}$$

where, because the integrand is non-negative, the integrals all exist iff the last integral exists, and the last integral exists iff

$$\left. \begin{aligned} \int \frac{\sin^{2l}(\xi\tau/2)}{|\xi|^{2(n-\lambda)}} d\xi < \infty, \text{ for almost all } \tau, \\ \int \int \frac{\sin^{2l}(\xi\tau/2)}{|\xi|^{2(n-\lambda)}} d\xi q(\tau) d\tau < \infty. \end{aligned} \right\} \tag{6.18}$$

From Theorem 695, in general, for $k = 1, 2, \dots, d$,

$$\begin{aligned} \int_{r \leq |x| \leq R} u(\xi x) f(|x|) dx &= \int_{r \leq |x| \leq R} u(|\xi| x_k) f(|x|) dx \\ &= \omega_{d-1} \int_r^R \left(\int_0^\pi u(|\xi| \rho \cos t) \sin^{d-2} t dt \right) f(\rho) \rho^{d-1} d\rho \\ &= \omega_{d-1} \int_0^\pi \int_r^R u(|\xi| \rho \cos t) f(\rho) \rho^{d-1} d\rho \sin^{d-2} t dt \end{aligned} \tag{6.19}$$

and so

$$\int_{r \leq |\xi| \leq R} \frac{\sin^{2l}(\xi\tau/2)}{|\xi|^{2(n-\lambda)}} d\xi = \int_{r \leq |\xi| \leq R} \frac{\sin^{2l}(\xi_1|\tau|/2)}{|\xi|^{2(n-\lambda)}} d\xi = \int_{r \leq |\xi| \leq R} \frac{\sin^{2l}(\xi_1|\tau|/2)}{|\xi|^{2(n-\lambda)}} d\xi. \quad (6.20)$$

The change of variable $\eta = \frac{1}{2}|\tau|\xi$, $d\eta = \frac{1}{2^d}|\tau|^d d\xi$, $|\xi| = \frac{2}{|\tau|}|\eta|$ yields

$$\begin{aligned} \int_{r \leq |\xi| \leq R} \frac{\sin^{2l}(\xi_1|\tau|/2)}{|\xi|^{2(n-\lambda)}} d\xi &= \int_{\frac{r}{2}|\tau| \leq |\eta| \leq \frac{R}{2}|\tau|} \frac{\sin^{2l}\eta_1}{\left(\frac{2}{|\tau|}|\eta|\right)^{2(n-\lambda)}} \left(\frac{2}{|\tau|}\right)^d d\eta \\ &= \left(\frac{1}{2}|\tau|\right)^{2(n-\lambda)-d} \int_{\frac{r}{2}|\tau| \leq |\eta| \leq \frac{R}{2}|\tau|} \frac{\sin^{2l}\eta_1}{|\eta|^{2(n-\lambda)}} d\eta. \end{aligned} \quad (6.21)$$

Thus

$$\int_{r \leq |\xi| \leq R} \frac{\sin^{2l}(\xi\tau/2)}{|\xi|^{2(n-\lambda)}} d\xi = \left(\frac{1}{2}|\tau|\right)^{2(n-\lambda)-d} \int_{\frac{r}{2}|\tau| \leq |\eta| \leq \frac{R}{2}|\tau|} \frac{\sin^{2l}\eta_1}{|\eta|^{2(n-\lambda)}} d\eta. \quad (6.22)$$

Thus $\int \frac{\sin^{2l}(\xi\tau/2)}{|\xi|^{2(n-\lambda)}} d\xi$ exists for almost all τ iff $\int \frac{\sin^{2l}\eta_1}{|\eta|^{2(n-\lambda)}} d\eta$ exists and consequently by Lemma 269, $\int \frac{\sin^{2l}(\xi\tau/2)}{|\xi|^{2(n-\lambda)}} d\xi$ exists for almost all τ iff

$$n-l-\frac{d}{2} < \lambda < n-\frac{d}{2}. \quad (6.23)$$

This means that 6.18 holds iff 6.23 holds and $\int |\tau|^{2(n-\lambda)-d} q(\tau) d\tau < \infty$ iff 6.23 holds and for some $R > 0$,

$$\int_{|\tau| \geq R} |\tau|^{2(n-\lambda)-d} q(\tau) d\tau < \infty, \quad (6.24)$$

i.e.

$$\int \frac{|\xi|^{2\lambda} d\xi}{w(\xi)} < \infty \Leftrightarrow 6.23 \text{ and } 6.24 \text{ hold.} \quad (6.25)$$

Now suppose $\int \frac{|\xi|^{2\lambda} d\xi}{w(\xi)} < \infty$ for $0 \leq \lambda \leq \kappa$. Then $\int_{|\tau| \geq R} |\tau|^{2n-d} q(\tau) d\tau < \infty$, $n-l-\frac{d}{2} < 0$ and $\kappa < n-\frac{d}{2}$ i.e. $\int_{|\tau| \geq R} |\tau|^{2n-d} q(\tau) d\tau < \infty$ and $0 < \kappa < n-\frac{d}{2} < l$ i.e. the conditions 6.10 and 6.11 of the lemma hold.

On the other hand, suppose 6.10 and 6.11 hold i.e. $\int_{|\tau| \geq R} |\tau|^{2n-d} q(\tau) d\tau < \infty$ and $0 < \kappa < n-\frac{d}{2} < l$.

Then $0 \leq \lambda \leq \kappa$ implies $\int_{|\tau| \geq R} |\tau|^{2(n-\lambda)-d} q(\tau) d\tau < \infty$ and $\lambda < n-\frac{d}{2}$ and $n-l-\frac{d}{2} < 0 \leq \lambda$ and 6.25 implies $\int \frac{|\xi|^{2\lambda} d\xi}{w(\xi)} < \infty$ which means w has property W02 for κ .

Part 3 From 6.17,

$$\int \frac{|\xi|^{2\lambda} d\xi}{w(\xi)} = \frac{2^{2l}}{(2\pi)^{d/2}} \int \int \frac{\sin^{2l}(\xi\tau/2)}{|\xi|^{2(n-\lambda)}} d\xi q(\tau) d\tau,$$

and from 6.22,

$$\int \frac{\sin^{2l}(\xi\tau/2)}{|\xi|^{2(n-\lambda)}} d\xi = \left(\frac{1}{2}|\tau|\right)^{2(n-\lambda)-d} \int \frac{\sin^{2l}\eta_1}{|\eta|^{2(n-\lambda)}} d\eta, \quad (6.26)$$

so that

$$\begin{aligned} \int \frac{|\xi|^{2\lambda} d\xi}{w(\xi)} &= \frac{2^{2l}}{(2\pi)^{d/2}} \int \left(\frac{1}{2}|\tau|\right)^{2(n-\lambda)-d} \int \frac{\sin^{2l}\eta_1}{|\eta|^{2(n-\lambda)}} d\eta q(\tau) d\tau \\ &= \frac{2^{2(l-n+\lambda)+d}}{(2\pi)^{d/2}} \int \frac{\sin^{2l}\eta_1}{|\eta|^{2(n-\lambda)}} d\eta \int |\tau|^{2(n-\lambda)-d} q(\tau) d\tau, \end{aligned}$$

and substituting 6.5 from the previous lemma completes this part.

Part 4 From Theorem 53 the smoothness of the basis function is $\max_{\kappa < n-d/2} [2\kappa] = 2n-d-1$.

Part 5 ??! ■

With reference to condition 6.11:

Theorem 271 *If q is radial, say $q(\tau) = q_{\odot}(|\tau|)$, then*

$$\int_{|\tau| \geq R} |\tau|^{2n-d} q(\tau) d\tau = \omega_d \int_R^{\infty} t^{2n-1} q_{\odot}(t) dt. \tag{6.27}$$

Proof. Use Theorem A.34. ■

6.3 Convolution formulas for the basis function

Using the Fourier transform to directly calculate the basis function using the weight function formula 6.3 may be very awkward. Instead, using the theory of fundamental solutions in S' of the operator $|D|^{2n}$ and the subspace $S_{\emptyset, m} \subset S$ (see Definition 421 etc.) we derive an expression 6.50 for the basis function which is the sum of the thin-plate spline T_n (Lemma 272 below) and several scaled convolutions of this spline with the generating function q . This result is true modulo a unique polynomial p_c which satisfies $|D|^{2n} p_c = 0$.

Next for d odd, using the L^1_{loc} Taylor series expansion with integral remainder described in Lemma 172, we derive Theorem 276 which supplies conditions on q under which the polynomial p_c is zero. Here we assume q has bounded support or that q is radial with an extra condition. I have not done the case where d is even but have made partial attempt on a more general result which does not distinguish between odd and even dimensions.

The binomial identities 2b of Lemma 267 will play a central role here.

Since $\widehat{G}_c \in L^1$ the central difference basis function satisfies

$$\widehat{G}_c = \frac{\Delta_{2l} \widehat{q}(\xi)}{|\xi|^{2n}}, \tag{6.28}$$

$$\begin{aligned} &\Rightarrow \\ |\xi|^{2n} \widehat{G}_c &= \Delta_{2l} \widehat{q}(\xi). \end{aligned} \tag{6.29}$$

Suppose there exists $f \in S'$ such that $|\xi|^{2n} \widehat{f} = 0$. Then $\text{supp } \widehat{f} = \{0\}$ which implies $\widehat{f} = \sum_{finite} a_{\alpha} D^{\alpha} \delta$ which in turn implies f is a polynomial. If we also know that $f(\infty) = 0$ then clearly $f = 0$. Hence if $G_c \in L^1_{loc} \cap C^{(0)}$, $G_c(\infty) = 0$ also satisfies 6.29 then it is the unique solution with these properties. Further, the unique solution of 6.28 has these properties and it also solves 6.29. Thus:

$$\text{Solving 6.29 for } G_c \in L^1_{loc} \cap C^{(0)}, G_c(\infty) = 0 \text{ also solves 6.28,} \tag{6.30}$$

and so modulo a polynomial p_c which satisfies $|D|^{2n} p_c = 0$

$$|D|^{2n} G_c = (-1)^n (\Delta_{2l} \widehat{q}(\xi))^{\vee} \tag{6.31}$$

$$\begin{aligned} &= \left((-1)^n \sum_{j=-l}^l (-1)^j \binom{2l}{j+l} \widehat{q}(j\xi) \right)^{\vee} \\ &= \left((-1)^n \binom{2l}{l} \widehat{q}(0) \right)^{\vee} + \left((-1)^n \sum_{j=-l, j \neq 0}^l (-1)^j \binom{2l}{j+l} \widehat{q}(j\xi) \right)^{\vee} \\ &= (-1)^n \binom{2l}{l} \widehat{q}(0) (2\pi)^{d/2} \delta + (-1)^n \sum_{j=-l, j \neq 0}^l \frac{(-1)^j}{|j|^d} \binom{2l}{j+l} q\left(\frac{\cdot}{j}\right) \\ &= (-1)^n \binom{2l}{l} \left(\int q \right) \delta + (-1)^n \sum_{j=-l, j \neq 0}^l \frac{(-1)^j}{|j|^d} \binom{2l}{j+l} q\left(\frac{\cdot}{j}\right). \end{aligned} \tag{6.32}$$

Compare with 5.53.

Now suppose G_{δ} is a fundamental solution associated with the operator $|D|^{2n}$ i.e.

$$|D|^{2n} G_{\delta} = \delta. \tag{6.33}$$

Now (see, for example, subsection 2.7.4 etc. of Vladimirov [59]) if $G_\delta \in L^1_{loc}$ and $q \in L^1$ then $G_\delta * q \left(\frac{\cdot}{j}\right) = (2\pi)^{-d/2} \int G_\delta(x-y) q\left(\frac{y}{j}\right) dy \in L^1_{loc}$ and

$$\begin{aligned} G_c - p_c &= (2\pi)^{d/2} \delta * G_c = (2\pi)^{d/2} |D|^{2n} G_\delta * G_c = (2\pi)^{d/2} G_\delta * |D|^{2n} G_c = \\ &= (2\pi)^{d/2} G_\delta * \left((-1)^n \binom{2l}{l} \left(\int q \right) \delta + (-1)^n \sum_{j=-l, j \neq 0}^l \frac{(-1)^j}{|j|^d} \binom{2l}{j+l} q \left(\frac{\cdot}{j} \right) \right) \\ &= (-1)^n \binom{2l}{l} \left(\int q \right) (2\pi)^{d/2} G_\delta * \delta + (-1)^n \sum_{j=-l, j \neq 0}^l \frac{(-1)^j}{|j|^d} \binom{2l}{j+l} (2\pi)^{d/2} G_\delta * \left(q \left(\frac{\cdot}{j} \right) \right) \\ &= (-1)^n \binom{2l}{l} \left(\int q \right) G_\delta + (-1)^n \sum_{j=-l, j \neq 0}^l \frac{(-1)^j}{|j|^d} \binom{2l}{j+l} (2\pi)^{d/2} G_\delta * \left(q \left(\frac{\cdot}{j} \right) \right) \end{aligned} \tag{6.34}$$

$$= (-1)^n \left(\binom{2l}{l} \left(\int q \right) G_\delta + \sum_{j=-l, j \neq 0}^l \frac{(-1)^j}{|j|^d} \binom{2l}{j+l} \int G_\delta(\cdot - y) q \left(\frac{y}{j} \right) dy \right). \tag{6.35}$$

The properties 6.47 below show that the convolution in 6.34 is a well-defined distribution of slow growth. Hence we can differentiate the convolution to obtain 6.32 and then 6.31 and finally 6.29.

We want

$$G_c(\infty) = 0, \tag{6.36}$$

because then 6.30 implies that G_c is the desired basis function.

The next lemma comes from Subsection 1.7.1 of my positive order document Williams [62] and uses the subspaces $S_{\emptyset, 2m} \subset S$ introduced above in Definition 421.

Lemma 272 Thin-plate spline properties Suppose $T_n \in S'$ is the thin-plate spline function with integer order $n > d/2$ i.e.

$$T_n(x) := \begin{cases} (-1)^{n-\frac{d}{2}+1} |x|^{2n-d} \log|x|, & d \text{ is even,} \\ (-1)^{n-\frac{1}{2}(d-1)} |x|^{2n-d}, & d \text{ is odd,} \end{cases} \tag{6.37}$$

for all $x \in \mathbb{R}^d$. Then:

1. If $c_{n,d} := e(n-d/2)$ where the function e is defined by

$$e(s) = \left\{ \begin{array}{ll} \pi^{\frac{d}{2}} 2^{2s+d-1} \Gamma\left(s + \frac{d}{2}\right) \Gamma(s+1), & s = 1, 2, 3, \dots, \\ \pi^{\frac{d}{2}} 2^{2s+d} \Gamma\left(s + \frac{d}{2}\right) \Gamma(s+1) \frac{(-1)^{1+\lceil s \rceil} \sin \pi s}{\pi}, & s > 0, s \neq 1, 2, 3, \dots, \\ (-1)^{\lceil s \rceil} \pi^{\frac{d}{2}} 2^{2s+d} \Gamma\left(s + \frac{d}{2}\right) / \Gamma(-s) & \end{array} \right\}, \tag{6.38}$$

we have

$$\widehat{T}_n = \frac{c_{n,d}}{|\cdot|^{2n}} \text{ on } S_{\emptyset, 2n}. \tag{6.39}$$

2. $T_n \in C_{BP}^{(2n-d-1)} \cap C^\infty(\mathbb{R}^d \setminus \{0\})$ and $(\widehat{a}D)^k T_n \in L^1_{loc}$ when $k \leq 2n-1$.

3. When d is odd

$$\left| (\widehat{a}D_x)^k T_n(x) \right| \leq k_{k, 2n-d} |x|^{2n-d-k},$$

where $k_{k, 2n-d} = k_{k, 2(n-\frac{d+1}{2})+1}$ is given by the **conjectures** in the positive order document. Also, using the Pochhammer symbol $(\cdot)_k$,

$$|D|^{2k} T_n(x) = 2^{2k} \left(- \left(n - \frac{d-1}{2} \right) \right)_k \left(- \left(n - \frac{1}{2} \right) \right)_k |x|^{2n-d-2k}, \quad k \geq 0.$$

and

$$(\widehat{c}D)^k T_n(x) = |x|^{2n-d-k} \times \left\{ \begin{array}{ll} (-1)^{k+n-\frac{d-1}{2}} (-(2n-d))_k, & k \leq 2n-d, \\ 0, & k > 2n-d, \end{array} \right\}. \tag{6.40}$$

4. When d is even, using the Pochhammer symbol,

$$\frac{1}{k!} |(\widehat{a}D)^k T_n(x)| \leq \left(\frac{k_{k,2n-d}}{k!} |\log|x|| + \sum_{j=0}^{k-1} \left(2 - \frac{1}{j}\right) \frac{k_{j,2n-d}}{j!} \right) |x|^{2n-d-k}, \quad k \geq 1, \quad (6.41)$$

where the $k_{k-j,2n-d}$ are given by the **conjectures** in the positive order document. Also

$$|D|^{2k} T_n(x) = (-1)^{n-\frac{d}{2}+1} 2^{2k} \left(-n + \frac{d}{2}\right)_k (-n+1)_k |x|^{2n-d-2k}, \quad k \geq 1,$$

and for $k \geq 0$,

$$\begin{aligned} & \frac{1}{k!} (\widehat{a}D)^k T_n(x) \\ &= |x|^{2n-d-k} \times \begin{cases} \left(\binom{2n-d}{k} \log|x| + \sum_{j=1}^k \frac{(-1)^{j+1}}{j} \binom{2n-d}{k-j} \right), & 1 \leq k \leq 2n-d, \\ (-1)^{k-1} B(2n-d+1, k-2n+d), & k > 2n-d. \end{cases} \end{aligned}$$

Lemma 273 When d is odd,

$$\begin{aligned} c_{n,d} &= e(n-d/2) = \pi^{\frac{d-1}{2}} 2^d (n-1)! (2n-d)!! \\ &= \pi^{\frac{d-1}{2}} 2^{-(n-\frac{3d-1}{2})} \frac{(n-1)! (2n-d+1)!}{(n-\frac{d-1}{2})!}. \end{aligned}$$

Proof. Define m by

$$2n-d =: 2m-1, \quad (6.42)$$

Set $n - \frac{d}{2} = m - \frac{1}{2}$ so that

$$\begin{aligned}
e\left(n - \frac{d}{2}\right) &= \pi^{\frac{d}{2}} 2^{2(n-\frac{d}{2})+d} \Gamma\left(\left(n - \frac{d}{2}\right) + \frac{d}{2}\right) \Gamma\left(\left(n - \frac{d}{2}\right) + 1\right) \times \\
&\quad \times \frac{(-1)^{1+(n-\frac{d}{2}+\frac{1}{2})} \sin \pi\left(n - \frac{d}{2}\right)}{\pi} \\
&= \pi^{\frac{d}{2}} 2^{2n} \Gamma(n) \Gamma\left(m + \frac{1}{2}\right) \frac{(-1)^{1+m} \sin \pi\left(m - \frac{1}{2}\right)}{\pi} \\
&= \pi^{\frac{d}{2}-1} 2^{2n} (n-1)! \Gamma\left(m + \frac{1}{2}\right) (-1)^{m-1} \sin \pi\left(m - \frac{1}{2}\right) \\
&= \pi^{\frac{d}{2}-1} 2^{2n} (n-1)! \left(m - \frac{1}{2}\right) \Gamma\left(m - \frac{1}{2}\right) (-1)^m \cos \pi m \\
&= \pi^{\frac{d}{2}-1} 2^{2n} (n-1)! \left(m - \frac{1}{2}\right) \Gamma\left(m - \frac{1}{2}\right) \\
&= \pi^{\frac{d}{2}-1} 2^{2n} (n-1)! \left(m - \frac{1}{2}\right) (2m-3)!! \pi^{\frac{1}{2}} 2^{-(m-1)} \\
&= \pi^{\frac{d-1}{2}} 2^{d+1} (n-1)! \left(m - \frac{1}{2}\right) (2m-3)!! \\
&= \pi^{\frac{d-1}{2}} 2^d (n-1)! (2m-1)!! \\
&= \pi^{\frac{d-1}{2}} 2^d (n-1)! (2n-d)!!, \text{ as claimed,} \\
&= \pi^{\frac{d-1}{2}} 2^d (n-1) \dots \left(n - \frac{d-3}{2}\right) \left(n - \frac{d-1}{2}\right)! (2n-d)!! \\
&= \pi^{\frac{d-1}{2}} 2^d (n-1) \dots \left(n - \frac{d-3}{2}\right) 2^{-(n-\frac{d-1}{2})} (2n-d+1)!! (2n-d)!! \\
&= \pi^{\frac{d-1}{2}} 2^{d-(n-\frac{d-1}{2})} (n-1) \dots \left(n - \frac{d-3}{2}\right) (2n-d+1)! \\
&= \pi^{\frac{d-1}{2}} 2^{-(n-\frac{3d-1}{2})} \frac{(n-1)! (2n-d+1)!}{\left(n - \frac{d-1}{2}\right)!}.
\end{aligned}$$

■

A consequence of part 1 of Lemma 272 is

$$|\cdot|^{2n} \widehat{T}_n = c_{n,d} \text{ in } S'.$$

i.e.

$$(-1)^n |D|^{2n} T_n = c_{n,d} \check{1} = (2\pi)^{d/2} c_{n,d} \delta,$$

so that we can choose

$$G_\delta = \frac{(-1)^n}{(2\pi)^{d/2} c_{n,d}} T_n. \quad (6.43)$$

Lemma 272 now implies $G_\delta \in L_{loc}^1$.

In fact, $G_\delta * q \in L_{loc}^1$ and is also a function of polynomial increase i.e. $G_\delta * q \in S'$, as we now show by **considering separately the two cases** d is odd and d is even.

Case d is odd: Now $d > 1$ means $3 \leq d \leq 2n-1$ and using Peetre's inequality:

$$\frac{1}{1+|b|} \leq \frac{1+|a|}{1+|a-b|}, \quad a, b \in \mathbb{R}^d, \quad (6.44)$$

we get

$$\begin{aligned}
 (1 + |x|)^{-(2n-d)} \int |T_n(x - y)| q\left(\frac{y}{j}\right) dy &= \int \frac{|T_n(x - y)|}{(1 + |x|)^{2n-d}} q\left(\frac{y}{j}\right) dy \\
 &\leq \int \frac{|T_n(x - y)|}{(1 + |x - y|)^{2n-d}} (1 + |y|)^{2n-d} q\left(\frac{y}{j}\right) dy \\
 &= \int \frac{|x - y|^{2n-d}}{(1 + |x - y|)^{2n-d}} (1 + |y|)^{2n-d} q\left(\frac{y}{j}\right) dy \\
 &< \int (1 + |y|)^{2n-d} q\left(\frac{y}{j}\right) dy \\
 (z = y/j \implies) & \\
 &\leq |j|^{2n} \int (1 + |\cdot|)^{2n-d} q \\
 &< \infty,
 \end{aligned}$$

where the last step employs Theorem 270. Thus

$$\left. \begin{aligned}
 &d \text{ odd,} \\
 &\int |T_n(x - y)| q\left(\frac{y}{j}\right) dy < |j|^{2n} \left(\int (1 + |\cdot|)^{2n-d} q \right) (1 + |x|)^{2n-d}, \quad x \in \mathbb{R}^d, \\
 &T_n * \left(q\left(\frac{\cdot}{j}\right) \right) \in S' \cap L^1_{loc}, \quad |j| = 1, 2, 3, \dots
 \end{aligned} \right\} \tag{6.45}$$

Case d is even: This means $2 \leq d \leq 2n - 2$ and following the argument used for d odd,

$$\begin{aligned}
 (1 + |x|)^{-(2n-d+1)} \int |T_n(x - y)| q\left(\frac{y}{j}\right) dy &= \int \frac{|T_n(x - y)|}{(1 + |x|)^{2n-d+1}} q\left(\frac{y}{j}\right) dy \\
 &= \int \frac{|T_n(x - y)|}{(1 + |x - y|)^{2n-d+1}} \frac{(1 + |x - y|)^{2n-d+1}}{(1 + |x|)^{2n-d+1}} q\left(\frac{y}{j}\right) dy \\
 &\leq \int \frac{|T_n(x - y)|}{(1 + |x - y|)^{2n-d+1}} (1 + |y|)^{2n-d+1} q\left(\frac{y}{j}\right) dy \\
 &= \int \frac{|x - y|^{2n-d} \log|x - y|}{(1 + |x - y|)^{2n-d+1}} (1 + |y|)^{2n-d+1} q\left(\frac{y}{j}\right) dy \\
 &< \int \frac{|x - y|^{2n-d+1}}{(1 + |x - y|)^{2n-d+1}} (1 + |y|)^{2n-d+1} q\left(\frac{y}{j}\right) dy \\
 &< \int (1 + |y|)^{2n-d+1} q\left(\frac{y}{j}\right) dy \\
 &< \int (1 + |y|)^{2n-d+1} q\left(\frac{y}{j}\right) dy \\
 (z = y/j \implies) & \\
 &\leq |j|^{2n+1} \int (1 + |\cdot|)^{2n-d+1} q \\
 &< \infty,
 \end{aligned}$$

where the last step employed Theorem 270. Thus

$$\left. \begin{aligned} & \text{When } d \text{ is even :} \\ & \int |T_n(x-y)| q\left(\frac{y}{j}\right) dy < |j|^{2n+1} \left(\int (1+|\cdot|)^{2n-d+1} q \right) (1+|x|)^{2n-d+1}, \quad x \in \mathbb{R}^d, \\ & T_n * \left(q\left(\frac{\cdot}{j}\right) \right) \in S' \cap L_{loc}^1, \quad |j| = 1, 2, 3, \dots \end{aligned} \right\} \quad (6.46)$$

Noting equation (16) of §§2.7.4 of Vladimirov we have shown that

$$\left. \begin{aligned} & G_\delta * q \in \mathcal{D}' \cap S' \cap L_{loc}^1. \\ & G_\delta * q \text{ has polynomial growth.} \end{aligned} \right\} \quad (6.47)$$

From 6.35 and 6.43,

$$G_\delta = \frac{(-1)^n}{(2\pi)^{d/2} c_{n,d}} T_n,$$

and so

$$\begin{aligned} & G_c(x) - p_c(x) \\ &= \frac{(-1)^n}{(2\pi)^{d/2}} \left(\binom{2l}{l} \left(\int q \right) G_\delta(x) + \sum_{j=-l, j \neq 0}^l \frac{(-1)^j}{|j|^d} \binom{2l}{j+l} \int G_\delta(x-y) q\left(\frac{y}{j}\right) dy \right) \\ &= \frac{1}{(2\pi)^d c_{n,d}} \left(\binom{2l}{l} \left(\int q \right) T_n(x) + \sum_{j=-l, j \neq 0}^l \frac{(-1)^j}{|j|^d} \binom{2l}{j+l} \int T_n(x-y) q\left(\frac{y}{j}\right) dy \right) \end{aligned} \quad (6.48)$$

$$\begin{aligned} &= \frac{1}{(2\pi)^d c_{n,d}} \left(\binom{2l}{l} \left(\int q \right) T_n(x) + \sum_{j=-l, j \neq 0}^l (-1)^j \binom{2l}{j+l} \int T_n(x-jy) q(y) dy \right) \\ &= \frac{1}{(2\pi)^d c_{n,d}} \int \left(\sum_{j=-l}^l (-1)^j \binom{2l}{j+l} T_n(x-jy) \right) q(y) dy, \end{aligned} \quad (6.49)$$

so that we have shown:

Theorem 274 *Suppose the function q and parameters n and l generate a multivariate central difference weight function. Set*

$$G_c(x) = \frac{1}{(2\pi)^d c_{n,d}} \int \left(\sum_{j=-l}^l (-1)^j \binom{2l}{j+l} T_n(x-jy) \right) q(y) dy + p_c(x), \quad (6.50)$$

where p_c is a polynomial which satisfies $|D|^{2n} p_c = 0$. Then $G_c(\infty) = 0$ implies G_c is the (unique) basis function.

Also, if d is odd then

$$G_c(0) = \frac{1}{(2\pi)^d c_{n,d}} \left(\sum_{j=-l}^l (-1)^j \binom{2l}{j+l} j^{2n-d} \right) \int T_n(y) q(y) dy + p_c(0).$$

Proof. Note 6.30.

$$\begin{aligned} G_c(0) &= \frac{1}{(2\pi)^d c_{n,d}} \int \left(\sum_{j=-l}^l (-1)^j \binom{2l}{j+l} T_n(-jy) \right) q(y) dy + p_c(0) \\ &= \frac{1}{(2\pi)^d c_{n,d}} \int \left(\sum_{j=-l}^l (-1)^j \binom{2l}{j+l} j^{2n-d} T_n(y) \right) q(y) dy + p_c(0) \\ &= \frac{1}{(2\pi)^d c_{n,d}} \left(\sum_{j=-l}^l (-1)^j \binom{2l}{j+l} j^{2n-d} \right) \int T_n(y) q(y) dy + p_c(0). \end{aligned}$$

■

Remark 275 Note that this theorem does not say that there exists a polynomial p_c such that 6.50 is the basis function.

Compare this formula with Theorem 283 below which IS an existence result.

We consider two cases: d is odd and d is even. First the odd case. The even case will be studied later in Subsection 6.3.2.

6.3.1 Case: d is odd

Here we will impose conditions on q such that the polynomial p_c is zero. This will involve using the L^1_{loc} Taylor series expansion with integral remainder described in Lemma 172.

From Theorem 270,

$$0 \leq \kappa < n - \frac{d}{2} < l, \text{ i.e. } 0 < 2n - d < 2l, \tag{6.51}$$

so set (as in 6.42)

$$2m := 2n - d + 1 \geq 2, \tag{6.52}$$

and note that

$$1 \leq m \leq l. \tag{6.53}$$

For fixed $a \in \mathbb{R}^d$, Lemma 272 implies

$$\begin{aligned} \left| \left((\widehat{a}D)^{2m} T_n \right) (x) \right| &\leq k_{2m, 2n-d} |x|^{2n-d-2m} = \frac{k_{2m, 2n-d}}{|x|}, \quad x \in \mathbb{R}^d, \\ (\widehat{a}D)^{2m} T_n &\in L^1_{loc}, \\ (\widehat{a}D)^{2m} T_n (x) &\rightarrow 0 \text{ as } |x| \rightarrow \infty. \end{aligned}$$

This means we can employ the L^1_{loc} Taylor series expansion about x with integral remainder described in Lemma 172 (here $\Omega = \mathbb{R}^d$ and $f = T_n$) to write

$$T_n(x - jy) = \sum_{k \leq 2m-1} j^k \frac{(-yD)^k}{k!} T_n(x) + \frac{j^{2m}}{(2m-1)!} \int_0^1 g_{2m-1}(s) \left((yD)^{2m} T_n \right) (x - sjy) ds,$$

where the function g_n is given by 3.1 and we clarify that

$$\left((yD)^{2m} T_n \right) (x - sjy) = \left((yD_z)^{2m} T_n(z) \right) (z = x - sjy).$$

The first summation in 6.50 now becomes,

$$\begin{aligned} &\sum_{j=-l}^l (-1)^j \binom{2l}{j+l} T_n(x - jy) \\ &= \sum_{j=-l}^l (-1)^j \binom{2l}{j+l} \left(\sum_{k \leq 2m-1} j^k \frac{(-yD)^k}{k!} T_n(x) + j^{2m} \int_0^1 \frac{g_{2m-1}(s)}{(2m-1)!} \left((yD)^{2m} T_n \right) (x - sjy) ds \right) \\ &= \sum_{k \leq 2m-1} \left(\sum_{j=-l}^l (-1)^j \binom{2l}{j+l} j^k \right) \frac{(-yD)^k}{k!} T_n(x) + \\ &\quad + \sum_{j=-l}^l (-1)^j \binom{2l}{j+l} j^{2m} \int_0^1 \frac{g_{2m-1}(s)}{(2m-1)!} \left((yD)^{2m} T_n \right) (x - sjy) ds. \end{aligned}$$

But from Lemma 267,

$$\sum_{j=-l}^l (-1)^j \binom{2l}{j+l} j^k = \begin{cases} 0, & k = 0, 1, 2, \dots, 2l-1, \\ (-1)^l (2l)!, & k = 2l, \end{cases} \tag{6.54}$$

and from 6.53, $2m - 1 \leq 2l - 1$. Hence

$$\begin{aligned} \sum_{j=-l}^l (-1)^j \binom{2l}{j+l} T_n(x - jy) &= \sum_{j=-l}^l (-1)^j \binom{2l}{j+l} j^{2m} \int_0^1 \frac{g_{2m-1}(s)}{(2m-1)!} \left((yD)^{2m} T_n \right) (x - sjy) ds \\ &= \sum_{j=-l, j \neq 0}^l (-1)^j \binom{2l}{j+l} j^{2m} \int_0^1 \frac{g_{2m-1}(s)}{(2m-1)!} \left((yD)^{2m} T_n \right) (x - sjy) ds, \end{aligned}$$

and equation 6.50 becomes

$$\begin{aligned} G_c(x) - p_c(x) &= \frac{1}{(2\pi)^d c_{n,d}} \left(\int \left(\sum_{j=-l}^l (-1)^j \binom{2l}{j+l} T_n(x - jy) \right) q(y) dy \right) \\ &= \frac{1}{(2\pi)^d c_{n,d}} \int \left(\sum_{j=-l, j \neq 0}^l (-1)^j \binom{2l}{j+l} j^{2m} \int_0^1 \frac{g_{2m-1}(s)}{(2m-1)!} \left((yD)^{2m} T_n \right) (x - sjy) ds \right) q(y) dy. \end{aligned} \quad (6.55)$$

Further

$$\begin{aligned} &|G_c(x) - p_c(x)| \\ &\leq \frac{1}{(2\pi)^d c_{n,d}} \left(\sum_{j=-l, j \neq 0}^l \binom{2l}{j+l} j^{2m} \right) \max_{j=-l, j \neq 0}^l \int \int_0^1 \frac{(1-s)^{2m-1}}{(2m-1)!} \left| \left((\hat{y}D)^{2m} T_n \right) (x - sjy) \right| ds |y|^{2m} q(y) dy, \end{aligned}$$

but

$$\sum_{j=-l, j \neq 0}^l \binom{2l}{j+l} j^{2m} = 2 \sum_{j=1}^l \binom{2l}{j+l} j^{2m} = 2 \sum_{j=1}^l \binom{2l}{l-j} j^{2m} = 2 \sum_{j=0}^l \binom{2l}{l-j} j^{2m} = 2 \sum_{k=0}^l \binom{2l}{k} (l-k)^{2m},$$

so

$$\left. \begin{aligned} &|G_c(x) - p_c(x)| \\ &\leq \frac{2 \sum_{k=0}^l \binom{2l}{k} (l-k)^{2m}}{(2\pi)^d c_{n,d}} \max_{j=-l, j \neq 0}^l \int \int_0^1 \frac{(1-s)^{2m-1}}{(2m-1)!} \left| \left((\hat{y}D)^{2m} T_n \right) (x - sjy) \right| ds |y|^{2m} q(y) dy, \end{aligned} \right\} \quad (6.56)$$

$$p_c = 0, \quad 2m = 2n - d + 1, \quad 1 \leq m \leq l, \quad m \leq n - 1.$$

From part 3 of Theorem 272,

$$\left| (\hat{a}D)^{2m} T_n(x) \right| \leq k_{2m, 2m-1} |x|^{-1}, \quad x, a \in \mathbb{R}^d \setminus 0. \quad (6.57)$$

where $k_{k, 2n-d}$ is independent of x . Hence

$$\int \int_0^1 (1-s)^{2m-1} \left| \left((\hat{y}D)^{2m} T_n \right) (x - sjy) \right| ds |y|^{2m} q(y) dy \leq k_{2m, 2m-1} \int \left(\int_0^1 \frac{(1-s)^{2m-1}}{|x - sjy|} ds \right) |y|^{2m} q(y) dy. \quad (6.58)$$

Subcase supp q is bounded, say $\text{supp } q \subset B_R$. Then if $|x| \geq 2lR$ and $|j| \leq l$,

$$|x - sjy| \geq ||x| - sl|y|| = |x| - sl|y| \geq |x| - lR,$$

and so

$$\begin{aligned} \int \int_0^1 (1-s)^{2m-1} \left| \left((\hat{y}D)^{2m} T_n \right) (x - sjy) \right| ds |y|^{2m} q(y) dy &\leq \frac{k_{2m, 2m-1}}{|x| - lR} \int \left(\int_0^1 (1-s)^{2m-1} ds \right) |y|^{2m} q(y) dy \\ &= \frac{k_{2m, 2m-1}}{|x| - lR} \frac{1}{2m} \int |y|^{2m} q(y) dy \\ &< \infty, \end{aligned} \quad (6.59)$$

by Theorem 270.

Thus if $|x| \rightarrow \infty$ then $G_c(x) - p_c(x) \rightarrow 0$ and hence $p_c = 0$.

From 6.56 and 6.59:

If $|x| \geq 2lR$,

$$\begin{aligned} |G_c(x)| &\leq \frac{2 \sum_{k=0}^l \binom{2l}{k} (l-k)^{2m}}{(2\pi)^d c_{n,d}} \max_{j=-l, j \neq 0}^l \frac{k_{2m,2m-1}}{|x| - lR} \frac{1}{2m} \int |y|^{2m} q(y) dy \\ &= \frac{\sum_{k=0}^l \binom{2l}{k} (l-k)^{2m}}{(2\pi)^d c_{n,d}} \frac{k_{2m,2m-1}}{m} \left(\int |y|^{2m} q(y) dy \right) \frac{1}{|x| - lR}, \end{aligned} \tag{6.60}$$

where $2m = 2n - d + 1$, $c_{n,d}$ is given by Lemma 273 and $k_{2m,2m-1}$ is given by part 3 of Lemma 272.

Subcase q is radial, say $q(y) = q_\odot(|y|)$. Starting with the right side of 6.58, write

$$\begin{aligned} \int \left(\int_0^1 \frac{(1-s)^{2m-1}}{|x - sjy|} ds \right) |y|^{2m} q(y) dy &\leq \int \int_0^1 \frac{ds}{|x - sjy|} |y|^{2m} q_\odot(|y|) dy \\ &= \int_0^1 \int \frac{|y|^{2m} q_\odot(|y|) dy}{\sqrt{|x - sjy|^2}} ds \\ &= \int_0^1 \int \frac{|y|^{2m} q_\odot(|y|) dy}{\sqrt{|x|^2 - 2js(xy) + j^2s^2|y|^2}} ds, \end{aligned} \tag{6.61}$$

and this is an even function of j , so we need only assume that $j > 0$.

From Theorem 697,

$$\int_{|x| \leq r} \Phi(\xi x, |x|) dx = \omega_{d-1} \int_0^r \rho^{d-1} \int_0^\pi \Phi(|\xi| \rho \cos \theta, \rho) \sin^{d-2} \theta d\theta d\rho, \tag{6.62}$$

so

$$\begin{aligned} &\int \frac{|y|^{2m} q(y) dy}{\sqrt{|x|^2 - 2js(xy) + j^2s^2|y|^2}} \\ &= \omega_{d-1} \int_0^\infty \rho^{d-1} \int_0^\pi \frac{\rho^{2m} q_\odot(\rho) \sin^{d-2} \theta}{\sqrt{|x|^2 - 2js|x|\rho \cos \theta + j^2s^2\rho^2}} d\theta d\rho \\ &= \omega_{d-1} \int_0^\infty \rho^{2m+d-1} q_\odot(\rho) \int_0^\pi \frac{\sin^{d-2} \theta d\theta}{\sqrt{|x|^2 - 2js|x|\rho \cos \theta + j^2s^2\rho^2}} d\rho \\ &= \omega_{d-1} \int_0^\infty \rho^{2m+d-1} q_\odot(\rho) \int_0^\pi \frac{-\sin^{d-3} \theta d \cos \theta}{\sqrt{|x|^2 - 2js|x|\rho \cos \theta + j^2s^2\rho^2}} d\rho \\ &= \omega_{d-1} \int_0^\infty \rho^{2m+d-1} q_\odot(\rho) \int_{-1}^1 \frac{(1-t^2)^{d-3} dt}{\sqrt{|x|^2 - 2js|x|\rho t + j^2s^2\rho^2}} d\rho \\ &= \omega_{d-1} \int_0^\infty \rho^{2m+d-1} q_\odot(\rho) \int_{-1}^1 \frac{(1-t^2)^{d-3} dt}{\sqrt{|x|^2 - 2js|x|\rho t + j^2s^2\rho^2}} d\rho \\ &\leq \omega_{d-1} \int_0^\infty \rho^{2m+d-1} q_\odot(\rho) \int_{-1}^1 \frac{dt}{\sqrt{|x|^2 - 2js|x|\rho t + j^2s^2\rho^2}} d\rho \\ &= \omega_{d-1} \int_0^\infty \rho^{2m+d-1} q_\odot(\rho) \int_{-1}^1 \frac{dt}{\sqrt{B - At}} d\rho, \end{aligned}$$

where $A = -2js|x|\rho$ and $B = |x|^2 + j^2s^2\rho^2$. Noting that $B + A = (|x| - js\rho)^2$ and $B - A = (|x| + js\rho)^2$ we continue:

$$\begin{aligned} \int_{-1}^1 \frac{dt}{\sqrt{B - At}} &= \left[-\frac{2}{A} \sqrt{B - At} \right]_{-1}^1 = -\frac{2}{A} (\sqrt{B - A} - \sqrt{B + A}) \\ &= \frac{(|x| + js\rho) - (|x| - js\rho)}{js|x|\rho}, \end{aligned}$$

which is, as noted above, an even function of j . Hence

$$\int \frac{|y|^{2m} q(y) dy}{\sqrt{|x|^2 - 2js(xy) + j^2s^2|y|^2}} = \omega_{d-1} \int_0^\infty \frac{(|x| + js\rho) - (|x| - js\rho)}{js|x|\rho} \rho^{2m+d-1} q_\odot(\rho) d\rho,$$

and thus

$$\int_0^1 \int \frac{y^{2m} q_\odot(|y|) dy ds}{\sqrt{|x|^2 - 2js(xy) + j^2s^2|y|^2}} = \omega_{d-1} \int_0^1 \int_0^\infty \frac{(|x| + js\rho) - (|x| - js\rho)}{js|x|\rho} \rho^{2m+d-1} q_\odot(\rho) d\rho ds.$$

$$\begin{aligned} &\int_0^1 \int \frac{y^{2m} q_\odot(|y|) dy ds}{\sqrt{|x|^2 - 2js(xy) + j^2s^2|y|^2}} \\ &= \omega_{d-1} \int_0^1 \int_0^\infty \frac{(j^{-1}|x|s^{-1} + \rho) - |j^{-1}|x|s^{-1} - \rho|}{|x|\rho} \rho^{2m+d-1} q_\odot(\rho) d\rho ds \\ &= \omega_{d-1} \int_0^1 \int_0^\infty \frac{(j^{-1}|x|s^{-1} + \rho) - |j^{-1}|x|s^{-1} - \rho|}{|x|\rho} \rho^{2n} q_\odot(\rho) d\rho ds. \end{aligned}$$

Now apply the change of variables: $t = j^{-1}|x|s^{-1}$, $ds = |j|^{-1}|x|t^{-2}dt$ so that

$$\begin{aligned} &\int_0^1 \int \frac{|y|^{2m} q_\odot(|y|) dy ds}{\sqrt{|x|^2 - 2js(xy) + j^2s^2|y|^2}} \\ &= \omega_{d-1} \int_{j^{-1}|x|}^\infty \int_0^\infty \frac{t + \rho - |t - \rho|}{|x|\rho} \rho^{2n} q_\odot(\rho) d\rho |j|^{-1}|x|t^{-2}dt \\ &= \omega_{d-1} j^{-1} \int_{j^{-1}|x|}^\infty \int_0^\infty \frac{t + \rho - |t - \rho|}{t^2} \rho^{2n} q_\odot(\rho) d\rho dt. \end{aligned}$$

Because of the absolute value term we need to split the domain of integration using the curve $\rho = t$. Thus

$$\begin{aligned}
 & \int_0^1 \int \frac{y^{2m} q_{\odot}(|y|) dy ds}{\sqrt{|x|^2 - 2js(xy) + j^2 s^2 |y|^2}} \\
 &= \omega_{d-1} j^{-1} \int_{j^{-1}|x|}^{\infty} \int_t^{\infty} \frac{t + \rho - |t - \rho|}{t^2} \rho^{2n} q_{\odot}(\rho) d\rho dt + \\
 &\quad + \omega_{d-1} j^{-1} \int_{j^{-1}|x|}^{\infty} \int_0^t \frac{t + \rho - |t - \rho|}{t^2} \rho^{2n} q_{\odot}(\rho) d\rho dt \\
 &= \omega_{d-1} j^{-1} \int_{j^{-1}|x|}^{\infty} \int_t^{\infty} \frac{t + \rho - (\rho - t)}{t^2} \rho^{2n} q_{\odot}(\rho) d\rho dt + \\
 &\quad + \omega_{d-1} j^{-1} \int_{j^{-1}|x|}^{\infty} \int_0^t \frac{t + \rho - (t - \rho)}{t^2} \rho^{2n} q_{\odot}(\rho) d\rho dt \\
 &= \omega_{d-1} j^{-1} \int_{j^{-1}|x|}^{\infty} \int_t^{\infty} \frac{2}{t} \rho^{2n} q_{\odot}(\rho) d\rho dt + \omega_{d-1} j^{-1} \int_{j^{-1}|x|}^{\infty} \int_0^t \frac{2\rho}{t^2} \rho^{2n} q_{\odot}(\rho) d\rho dt \\
 &= \omega_{d-1} j^{-1} \int_{j^{-1}|x|}^{\infty} \frac{2}{t} \int_t^{\infty} \rho^{2n} q_{\odot}(\rho) d\rho dt + \omega_{d-1} j^{-1} \int_{j^{-1}|x|}^{\infty} \frac{2}{t^2} \int_0^t \rho^{2n+1} q_{\odot}(\rho) d\rho dt \\
 &< \dots + \omega_{d-1} |j|^{-1} \int_{|j|^{-1}|x|}^{\infty} \frac{2}{t^2} \int_0^{\infty} \rho^{2n+1} q_{\odot}(\rho) d\rho dt \\
 &= \dots + \omega_{d-1} |j|^{-1} \frac{2}{|j|^{-1}|x|} \int_0^{\infty} \rho^{2n+1} q_{\odot}(\rho) d\rho \\
 &= \omega_{d-1} |j|^{-1} \int_{|j|^{-1}|x|}^{\infty} \frac{2}{t} \int_t^{\infty} \rho^{2n} q_{\odot}(\rho) d\rho dt + \frac{2\omega_{d-1}}{|x|} \int_0^{\infty} \rho^{2n+1} q_{\odot}(\rho) d\rho.
 \end{aligned}$$

Regarding the first iterated integral:

$$\begin{aligned}
 & \int_{|j|^{-1}|x|}^{\infty} \frac{2}{t} \int_t^{\infty} \rho^{2n} q_{\odot}(\rho) d\rho dt \\
 &= \int_{|j|^{-1}|x|}^{\infty} \int_{|j|^{-1}|x|}^{\rho} \frac{2}{t} \rho^{2n} q_{\odot}(\rho) dt d\rho \\
 &= 2 \int_{|j|^{-1}|x|}^{\infty} \left(\int_{|j|^{-1}|x|}^{\rho} \frac{dt}{t} \right) \rho^{2n} q_{\odot}(\rho) d\rho \\
 &= 2 \int_{|j|^{-1}|x|}^{\infty} \left(\ln \rho - \ln(|j|^{-1}|x|) \right) \rho^{2n} q_{\odot}(\rho) d\rho \\
 &= 2 \int_{|j|^{-1}|x|}^{\infty} \rho^{2n} (\ln \rho) q_{\odot}(\rho) d\rho - 2 \ln(|j|^{-1}|x|) \int_{|j|^{-1}|x|}^{\infty} \rho^{2n} q_{\odot}(\rho) d\rho.
 \end{aligned}$$

If $|x| \geq |l|$ then $|j|^{-1}|x| \geq 1$ and

$$\begin{aligned}
 2 \int_{|j|^{-1}|x|}^{\infty} \rho^{2n} (\ln \rho) q_{\odot}(\rho) d\rho &= 2 \int_{|j|^{-1}|x|}^{\infty} \rho^{2n+1} \frac{\ln \rho}{\rho} q_{\odot}(\rho) d\rho \\
 &< 2 \int_{|j|^{-1}|x|}^{\infty} \rho^{2n} q_{\odot}(\rho) d\rho \\
 &< 2 \int_{|j|^{-1}|x|}^{\infty} \rho^{2n} q_{\odot}(\rho) d\rho \\
 &< \infty,
 \end{aligned}$$

by Theorem 271.

Thus when $|x| \geq |l|$,

$$\begin{aligned} \int_0^1 \int \frac{|y|^{2m} q_{\odot}(|y|) dy ds}{\sqrt{|x|^2 - 2js(xy) + j^2 s^2 |y|^2}} &< 2 \int_{|j|^{-1}|x|}^{\infty} \rho^{2n} q_{\odot}(\rho) d\rho + 2 \ln(|j|^{-1}|x|) \int_{|j|^{-1}|x|}^{\infty} \rho^{2n} q_{\odot}(\rho) d\rho + \\ &+ \frac{2\omega_{d-1}}{|x|} \int_0^{\infty} \rho^{2n+1} q_{\odot}(\rho) d\rho. \end{aligned} \quad (6.63)$$

If we assume that

$$\left. \begin{aligned} \int_0^{\infty} \rho^{2n+1} q_{\odot}(\rho) d\rho < \infty, \\ \text{i.e. } |\cdot|^{2n-d+2} q \in L^1. \end{aligned} \right\} \quad (6.64)$$

instead of the inequality 6.27 then **the first and third terms clearly tend to zero** as $|x| \rightarrow 0$. The behavior of **the second integral** hinges on the behavior of the limit

$$\lim_{a \rightarrow \infty} \left((\ln a) \int_a^{\infty} \rho^{2n} q_{\odot}(\rho) d\rho \right). \quad (6.65)$$

However

$$\begin{aligned} \lim_{a \rightarrow \infty} \left((\ln a) \int_a^{\infty} \rho^{2n} q_{\odot}(\rho) d\rho \right) &= \lim_{a \rightarrow \infty} (\ln a) \int_a^{\infty} \frac{1}{\rho} \rho^{2n+1} q_{\odot}(\rho) d\rho \\ &\leq \lim_{a \rightarrow \infty} \left(\frac{\ln a}{a} \int_a^{\infty} \rho^{2n+1} q_{\odot}(\rho) d\rho \right) \\ &= 0. \end{aligned}$$

Thus $G_c(\infty) = 0$ and so $p_c = 0$.

Combining the successive estimates 6.56, 6.58, 6.61 and 6.63 we get:

When $|x| \geq l$:

$$\begin{aligned} |G_c(x)| &\leq \frac{2 \sum_{k=0}^l \binom{2l}{k} (l-k)^{2m}}{(2\pi)^d c_{n,d}} \max_{j=-l, j \neq 0}^l \int_0^1 \int_0^1 \frac{(1-s)^{2m-1}}{(2m-1)!} \left| \left((\hat{y}D)^{2m} T_n \right) (x - sjy) \right| ds |y|^{2m} q(y) dy \\ &\leq \frac{2 \sum_{k=0}^l \binom{2l}{k} (l-k)^{2m}}{(2\pi)^d c_{n,d}} \frac{k_{2m,2m-1}}{(2m-1)!} \max_{j=-l, j \neq 0}^l \int \left(\int_0^1 \frac{(1-s)^{2m-1}}{|x - sjy|} ds \right) |y|^{2m} q(y) dy \\ &\leq \frac{2 \sum_{k=0}^l \binom{2l}{k} (l-k)^{2m}}{(2\pi)^d c_{n,d}} \frac{k_{2m,2m-1}}{(2m-1)!} \max_{j=-l, j \neq 0}^l \int_0^1 \int \frac{|y|^{2m} q_{\odot}(|y|) dy}{\sqrt{|x|^2 - 2js(xy) + j^2 s^2 |y|^2}} ds \\ &\leq \frac{2 \sum_{k=0}^l \binom{2l}{k} (l-k)^{2m}}{(2\pi)^d c_{n,d}} \frac{k_{2m,2m-1}}{(2m-1)!} \max_{j=-l, j \neq 0}^l \left(2 \int_{|x|/j}^{\infty} \rho^{2n} q_{\odot}(\rho) d\rho + 2 \ln(|j|^{-1}|x|) \int_{|x|/j}^{\infty} \rho^{2n} q_{\odot}(\rho) d\rho + \right. \\ &\quad \left. + \frac{2\omega_{d-1}}{|x|} \int_0^{\infty} \rho^{2n+1} q_{\odot}(\rho) d\rho \right) \\ &\leq \frac{4 \sum_{k=0}^l \binom{2l}{k} (l-k)^{2m}}{(2\pi)^d c_{n,d}} \frac{k_{2m,2m-1}}{(2m-1)!} \left(\int_{|x|/l}^{\infty} \rho^{2n} q_{\odot}(\rho) d\rho + \ln(|x|/l) \int_{|x|/l}^{\infty} \rho^{2n} q_{\odot}(\rho) d\rho + \right. \\ &\quad \left. + \frac{\omega_{d-1}}{|x|} \int_0^{\infty} \rho^{2n+1} q_{\odot}(\rho) d\rho \right), \end{aligned} \quad (6.66)$$

where $2m = 2n - d + 1$, $c_{n,d}$ is given by Lemma 273 and $k_{2m,2m-1}$ is given by part 3 of Lemma 272.

We have now almost demonstrated:

Theorem 276 *Suppose d is odd.* *Suppose the central difference basis function G_c is generated by the function q and has parameters n and l . If q has bounded support, or that q is radial and satisfies condition 6.64 then*

$$G_c(x) := \frac{1}{(2\pi)^d c_{n,d}} \sum_{j=-l}^l (-1)^j \binom{2l}{j+l} \int T_n(x - jy) q(y) dy \quad (\text{a copy of 6.50}) \tag{6.67}$$

$$= \frac{1}{(2\pi)^{d/2} c_{n,d}} \left(\binom{2l}{l} \widehat{q}(0) T_n(x) + \sum_{j=-l, j \neq 0}^l (-1)^j \binom{2l}{j+l} |j|^{2n-d} (T_n * q) \left(\frac{x}{j} \right) \right) \tag{6.68}$$

$$= \frac{1}{(2\pi)^{d/2} c_{n,d}} \sum_{j=-l, j \neq 0}^l (-1)^j \binom{2l}{j+l} j^{2m} \int \left(\int_0^1 \frac{(1-s)^{2m-1}}{(2m-1)!} ((\widehat{y}D)^{2m} T_n)(x - sjy) ds \right) |y|^{2m} q(y) dy, \tag{6.69}$$

where $2m = 2n - d + 1 \geq 2$ and T_n is the thin plate spline formula given in 6.37. The integral in 6.69 is absolutely convergent and also:

$$G_c(x) = \frac{1}{(2\pi)^{d/2} c_{n,d}} \sum_{\substack{j=-l \\ j \neq 0}}^l (-1)^j \binom{2l}{j+l} |j|^{2m-1} \left(\int_0^1 \frac{(1-s)^{2m-1}}{(2m-1)!} \frac{1}{s} \int ((\widehat{y}D)^{2m} T_n) \left(\frac{x}{sj} - y \right) |y|^{2m} q(y) dy ds \right),$$

with this convolution integral also being absolutely convergent.

Finally, if q has bounded support in B_{R_q} then G_c is bounded near infinity by 6.60. If q is radial and satisfies condition 6.64 then G_c is bounded near infinity by 6.66.

Proof. To complete the proof we define

$$H_j(x) := \int T_n(x - jy) q(y) dy,$$

then

$$H_j(jx) = \int T_n(jx - jy) q(y) dy = |j|^{2n-d} \int T_n(x - y) q(y) dy = |j|^{2n-d} H_1(x),$$

and so $H_j(x) = |j|^{2n-d} H_1\left(\frac{x}{j}\right)$. Hence, starting with 6.48,

$$\begin{aligned} G_c(x) - p_c(x) &= \frac{1}{(2\pi)^d c_{n,d}} \left(\binom{2l}{l} \left(\int q \right) T_n(x) + \sum_{j=-l, j \neq 0}^l \frac{(-1)^j}{|j|^d} \binom{2l}{j+l} \int T_n(x - y) q\left(\frac{y}{j}\right) dy \right) \\ &= \frac{1}{(2\pi)^d c_{n,d}} \left(\binom{2l}{l} \left(\int q \right) T_n(x) + \sum_{j=-l, j \neq 0}^l (-1)^j \binom{2l}{j+l} \int T_n(x - jz) q(z) dz \right) \\ &= \frac{1}{(2\pi)^d c_{n,d}} \left(\binom{2l}{l} \left(\int q \right) T_n(x) + \sum_{j=-l, j \neq 0}^l (-1)^j \binom{2l}{j+l} H_j(x) \right) \\ &= \frac{1}{(2\pi)^d c_{n,d}} \left(\binom{2l}{l} \left(\int q \right) T_n(x) + \sum_{j=-l, j \neq 0}^l (-1)^j \binom{2l}{j+l} |j|^{2n-d} \int T_n\left(\frac{x}{j} - y\right) q(y) dy \right) \\ &= \frac{1}{(2\pi)^{d/2} c_{n,d}} \left(\binom{2l}{l} \widehat{q}(0) T_n(x) + \sum_{j=-l, j \neq 0}^l (-1)^j \binom{2l}{j+l} |j|^{2n-d} (T_n * q) \left(\frac{x}{j} \right) \right), \end{aligned}$$

which is 6.68.

The next equation in this theorem, equation 6.69, is merely a copy of 6.55.

If q has bounded support then inequality 6.59 holds. Hence the integral 6.69 is absolutely convergent and $G_c(\infty) = 0$ i.e. $p_c = 0$.

If q is radial and satisfies conditions 6.64 then the successive estimates 6.56, 6.58, 6.61 and 6.63 imply the integral 6.69 is absolutely convergent and that $G_c(\infty) = 0$ i.e. $p_c = 0$.

Because the integral 6.69 is absolutely convergent Fubini's theorem allows us to change the order of integration to get

$$G_c(x) = \frac{1}{(2\pi)^{d/2} c_{n,d}} \sum_{j=-l, j \neq 0}^l (-1)^j \binom{2l}{j+l} j^{2m} \left(\int_0^1 \frac{(1-s)^{2m-1}}{(2m-1)!} \int ((\widehat{y}D)^{2m} T_n)(x - s j y) |y|^{2m} q(y) dy ds \right).$$

Now define

$$f(x) := \int ((\widehat{y}D)^{2m} T_n)(x - s j y) |y|^{2m} q(y) dy = \int ((yD)^{2m} T_n)(x - s j y) q(y) dy.$$

Then

$$\begin{aligned} f(s j x) &= \int ((yD)^{2m} T_n)(s j x - s j y) q(y) dy = (s |j|)^{2n-d-2m} \int ((yD)^{2m} T_n)(x - y) q(y) dy \\ &= \frac{1}{s |j|} \int ((yD)^{2m} T_n)(x - y) q(y) dy, \end{aligned}$$

which implies that

$$f(x) = \frac{1}{s |j|} \int ((yD)^{2m} T_n) \left(\frac{x}{s j} - y \right) q(y) dy = \frac{1}{s |j|} \int ((\widehat{y}D)^{2m} T_n) \left(\frac{x}{s j} - y \right) |y|^{2m} q(y) dy,$$

and hence that

$$G_c(x) = \frac{1}{(2\pi)^{d/2} c_{n,d}} \sum_{j=-l, j \neq 0}^l (-1)^j \binom{2l}{j+l} j^{2m} \left(\int_0^1 \frac{(1-s)^{2m-1}}{(2m-1)!} \frac{1}{s |j|} \int ((\widehat{y}D)^{2m} T_n) \left(\frac{x}{s j} - y \right) |y|^{2m} q(y) dy ds \right). \quad (6.70)$$

■

?? Remember 6.30.

Corollary 277 **Suppose d is odd.** Suppose the conditions of Theorem 276 hold and that q is radial, say $q(x) = q_\odot(|x|)$. Then G_c is a radial basis function and 6.68 can be written

$$G_{c\odot}(r) = \frac{1}{(2\pi)^{\frac{d}{2}} c_{n,d}} \left(\frac{\binom{2l}{l}}{(2\pi)^{d/2}} \left(\int q \right) (T_n)_\odot(r) + 2 \sum_{j=1}^l (-1)^j \binom{2l}{j+l} j^{2n-d} (T_n * q)_\odot \left(\frac{r}{j} \right) \right), \quad r > 0, \quad (6.71)$$

and

$$\int q = \omega_d \int_0^\infty t^{d-1} q_\odot(t) dt. \quad (6.72)$$

Proof. From Definition 268 q radial implies G_c is radial.

From 6.68,

$$G_c(x) = \frac{1}{(2\pi)^{d/2} c_{n,d}} \left(\frac{\binom{2l}{l}}{(2\pi)^{d/2}} \left(\int q \right) T_n(x) + \sum_{j=-l, j \neq 0}^l (-1)^j \binom{2l}{j+l} |j|^{2n-d} (T_n * q) \left(\frac{x}{j} \right) \right).$$

Since T_n and q are radial $T_n * q$ is also radial. Thus

$$\begin{aligned} G_{c\odot}(r) &= \frac{1}{(2\pi)^{d/2} c_{n,d}} \left(\frac{\binom{2l}{l}}{(2\pi)^{d/2}} \left(\int q \right) (T_n)_{\odot}(r) + \sum_{j=-l, j \neq 0}^l (-1)^j \binom{2l}{j+l} |j|^{2n-d} (T_n * q)_{\odot} \left(\frac{r}{|j|} \right) \right) \\ &= \frac{1}{(2\pi)^{d/2} c_{n,d}} \left(\frac{\binom{2l}{l}}{(2\pi)^{d/2}} \left(\int q \right) (T_n)_{\odot}(r) + \sum_{j=1}^l (-1)^j \binom{2l}{j+l} |j|^{2n-d} (T_n * q)_{\odot} \left(\frac{r}{|j|} \right) + \sum_{j=-l}^{-1} (-1)^j \binom{2l}{j+l} |j|^{2n-d} (T_n * q)_{\odot} \left(\frac{r}{|j|} \right) \right) \\ &= \frac{1}{(2\pi)^{d/2} c_{n,d}} \left(\frac{\binom{2l}{l}}{(2\pi)^{d/2}} \left(\int q \right) (T_n)_{\odot}(r) + \sum_{j=1}^l (-1)^j \binom{2l}{j+l} |j|^{2n-d} (T_n * q)_{\odot} \left(\frac{r}{|j|} \right) + \sum_{j=1}^l (-1)^{-j} \binom{2l}{-j+l} |j|^{2n-d} (T_n * q)_{\odot} \left(\frac{r}{|j|} \right) \right) \\ &= \frac{1}{(2\pi)^{d/2} c_{n,d}} \left(\frac{\binom{2l}{l}}{(2\pi)^{d/2}} \left(\int q \right) (T_n)_{\odot}(r) + 2 \sum_{j=1}^l (-1)^j \binom{2l}{j+l} |j|^{2n-d} (T_n * q)_{\odot} \left(\frac{r}{|j|} \right) \right). \end{aligned}$$

Finally, since q is radial, Corollary 699 implies $\int q = \omega_d \int_0^\infty t^{d-1} q_{\odot}(t) dt$. ■

Remark 278 ??? Because $T_n \notin L^1$ we cannot use Corollary 701 or Theorem 700 to calculate the convolution $T_n * q$ in 6.71.

?? CHECK! However, by writing $T_n = \phi_0 T_n + \phi_\infty T_n$ where $\{\phi_0, \phi_\infty\}$ is radial C^∞ partition of unity, and then expanding the terms corresponding to $\phi_\infty T_n$ using Taylor series so that the remainder is L^1 and then assuming that $2n + 1 < 2l$, to enable the polynomial part of the Taylor series to be eliminated, we may be able to use Corollary 701 or Theorem 700 to calculate the resulting convolutions. This will work if q has compact support or $|\cdot|^k q \in L^1$ for sufficiently large k .

6.3.2 Case: d is even

?? To be done. Use the estimate 6.41.

6.3.3 ?? General case - **unfinished**

We will need to make the assumptions $\int |\cdot|^{2n-d+1} q$ as well as the assumptions 6.80 or less generally 6.86 or 6.87 when integrating over U_2 . The latter two assumptions might be related back to the first.

We want to estimate the remainder term

$$\int \left(\int_0^1 \frac{(1-s)^{m-1}}{|x-jsy|} ds \right) |y|^m q(y) dy.$$

of the estimate 6.58.

We will use equation 12.41 of Arfken [6]: if $|b| > |a|$ then

$$\left. \begin{aligned} \frac{1}{|b-a|} &= \frac{1}{|b|} \sum_{k=0}^\infty \left(\frac{|a|}{|b|} \right)^k P_k(\cos \theta) \text{ is uniform convergent,} \\ \cos \theta &= \frac{ab}{|a||b|} = \widehat{a}\widehat{b}, \\ \text{The } P_n &\text{ are the Legendre polynomials.} \\ P_0 &= 1. \end{aligned} \right\} \tag{6.73}$$

The change of variables $\tau = 1/s$ yields:

$$\begin{aligned} \int_0^1 \frac{(1-s)^{m-1}}{|x-jsy|} ds &= \int_0^1 \frac{(1-s)^{m-1}}{js|j^{-1}s^{-1}x-y|} ds = \int_1^\infty \frac{(1-t^{-1})^{m-1}}{jt^{-1}|j^{-1}tx-y|t^2} dt \\ &= \frac{1}{j} \int_1^\infty \frac{t^{-1}(1-t^{-1})^{m-1}}{|j^{-1}tx-y|} dt = \frac{1}{j} \int_1^\infty \frac{t^{-m}(t-1)^{m-1}}{|j^{-1}tx-y|} dt, \end{aligned}$$

so that

$$\int \left(\int_0^1 \frac{(1-s)^{m-1}}{|x-jsy|} ds \right) |y|^m q(y) dy = \frac{1}{j} \int \int_1^\infty \frac{t^{-m} (t-1)^{m-1}}{|j^{-1}tx-y|} dt |y|^m q(y) dy.$$

Partition the domain of integration using the conical surfaces

$$\begin{aligned} \mu &= j^{-1} |x|, \\ |y| &= \bar{\mu}t, \quad \bar{\mu} = (1+\varepsilon)\mu, \\ |y| &= \underline{\mu}t, \quad \underline{\mu} = (1-\varepsilon)\mu. \end{aligned}$$

These two surfaces partition the domain of integration into three volumes;

$$\left. \begin{aligned} U_1 &= \{(y, t) : |y| \leq \underline{\mu}t, t \geq 1\}, \\ U_2 &= \{(y, t) : \underline{\mu}t < |y| < \bar{\mu}t, t \geq 1\}, \\ U_3 &= \{(y, t) : |y| \geq \bar{\mu}t, t \geq 1\}. \end{aligned} \right\} \quad (6.74)$$

Thus

$$\begin{aligned} \int \left(\int_0^1 \frac{(1-s)^{m-1}}{|x-jsy|} ds \right) |y|^m q(y) dy &= \frac{1}{j} \int \int_1^\infty \frac{t^{-m} (t-1)^{m-1}}{|j^{-1}tx-y|} dt |y|^m q(y) dy \\ &= \frac{1}{j} \sum_{k=1}^3 \iint_{U_k} \frac{t^{-m} (t-1)^{m-1}}{|j^{-1}tx-y|} dt |y|^m q(y) dy, \end{aligned} \quad (6.75)$$

The results are the inequalities 6.76 and 6.77 and 6.80 or less generally 6.86 or 6.87.

?? **Integration over U_2 must be checked very, very carefully!**

Use 6.73 to expand $\frac{1}{|j^{-1}tx-y|}$ on U_3 and U_1 . To integrate over U_2 I had to use spherical coordinates.

Integration over U_1 On U_1 , $|y| \leq \underline{\mu}t = (1-\varepsilon)\mu t = (1-\varepsilon)j^{-1}t|x|$ and so

$$\frac{1}{|j^{-1}tx-y|} = \frac{1}{j^{-1}t|x|} \sum_{k=0}^{\infty} \left(\frac{|y|}{j^{-1}t|x|} \right)^k P_k(\widehat{xy}),$$

with uniform convergence, and so

$$\begin{aligned} &\iint_{U_1} \frac{t^{-m} (t-1)^{m-1}}{|j^{-1}tx-y|} dt |y|^m q(y) dy \\ &= \iint_{U_1} t^{-m} (t-1)^{m-1} \left(\frac{1}{j^{-1}t|x|} \sum_{k=0}^{\infty} \left(\frac{|y|}{j^{-1}t|x|} \right)^k P_k(\widehat{xy}) \right) dt |y|^m q(y) dy \\ &\leq \iint_{U_1} t^{-m} (t-1)^{m-1} \left(\frac{1}{j^{-1}t|x|} \sum_{k=0}^{\infty} \left(\frac{|y|}{j^{-1}t|x|} \right)^k |P_k(\widehat{xy})| \right) dt |y|^m q(y) dy \\ &\leq \iint_{U_1} t^{-m} (t-1)^{m-1} \left(\frac{1}{j^{-1}t|x|} \sum_{k=0}^{\infty} \left(\frac{|y|}{j^{-1}t|x|} \right)^k \right) dt |y|^m q(y) dy \\ &\leq \iint_{U_1} t^{-m} (t-1)^{m-1} \left(\frac{1}{j^{-1}t|x|} \sum_{k=0}^{\infty} (1-\varepsilon)^k \right) dt |y|^m q(y) dy \\ &= \frac{1}{\varepsilon} \iint_{U_1} t^{-m} (t-1)^{m-1} \frac{1}{j^{-1}t|x|} dt |y|^m q(y) dy \\ &= \frac{1}{\varepsilon j^{-1}|x|} \iint_{U_1} t^{-(m+1)} (t-1)^{m-1} dt |y|^m q(y) dy \\ &\leq \frac{j}{\varepsilon|x|} \left(\int_1^\infty t^{-(m+1)} (t-1)^{m-1} dt \right) \left(\int |y|^{2n-d+1} q(y) dy \right) \\ &< \infty. \end{aligned} \quad (6.76)$$

We know the basis function is continuous so we need only obtain an inequality valid for say $|x| \geq 1$.

Integration over U_3 On U_3 , $|y| \geq \bar{\mu}t = (1 + \varepsilon)\mu t = (1 + \varepsilon)j^{-1}t|x|$ and so

$$\frac{1}{|j^{-1}tx - y|} = \frac{1}{|y|} \sum_{k=0}^{\infty} \left(\frac{j^{-1}t|x|}{|y|} \right)^k P_k(\widehat{xy}),$$

and so

$$\begin{aligned} & \iint_{U_3} \frac{t^{-m}(t-1)^{m-1}}{|j^{-1}tx - y|} dt |y|^m q(y) dy \\ &= \iint_{U_3} t^{-m}(t-1)^{m-1} \left(\frac{1}{|y|} \sum_{k=0}^{\infty} \left(\frac{j^{-1}t|x|}{|y|} \right)^k P_k(\widehat{xy}) \right) dt |y|^m q(y) dy \\ &\leq \iint_{U_3} t^{-m}(t-1)^{m-1} \left(\frac{1}{|y|} \sum_{k=0}^{\infty} \left(\frac{j^{-1}t|x|}{|y|} \right)^k |P_k(\widehat{xy})| \right) dt |y|^m q(y) dy \\ &\leq \iint_{U_3} t^{-m}(t-1)^{m-1} \left(\frac{1}{|y|} \sum_{k=0}^{\infty} \left(\frac{j^{-1}t|x|}{|y|} \right)^k \right) dt |y|^m q(y) dy \\ &\leq \iint_{U_3} t^{-m}(t-1)^{m-1} \left(\frac{1}{|y|} \sum_{k=0}^{\infty} \left(\frac{1}{1+\varepsilon} \right)^k \right) dt |y|^m q(y) dy \\ &= \frac{1}{1 - \frac{1}{1+\varepsilon}} \iint_{U_3} t^{-m}(t-1)^{m-1} \frac{1}{|y|} dt |y|^m q(y) dy \\ &= \left(1 + \frac{1}{\varepsilon} \right) \iint_{U_3} t^{-m}(t-1)^{m-1} \frac{1}{|y|} dt |y|^m q(y) dy \\ &\leq \frac{1+\varepsilon}{\varepsilon} \iint_{U_3} t^{-m}(t-1)^{m-1} \frac{1}{(1+\varepsilon)j^{-1}t|x|} dt |y|^m q(y) dy \\ &= \frac{j}{\varepsilon|x|} \iint_{U_3} t^{-(m+1)}(t-1)^{m-1} dt |y|^m q(y) dy \\ &\leq \frac{j}{\varepsilon|x|} \left(\int_1^{\infty} t^{-(m+1)}(t-1)^{m-1} dt \right) \int |y|^{2n-d+1} q(y) dy \\ &< \infty. \end{aligned} \tag{6.77}$$

We know the basis function is continuous so we need only obtain an inequality valid for say $|x| \geq 1$.

Integration over U_2 INVESTIGATION IS INCOMPLETE! We have assumed that $d \geq 3$. In this case

$$\begin{aligned} U_2 &= \{(y, t) : \underline{\mu}t < |y| < \bar{\mu}t, t \geq 1\} \\ &= \{(y, t) : (1 - \varepsilon)j^{-1}|x|t < |y| < (1 + \varepsilon)j^{-1}|x|t, t \geq 1\}, \end{aligned}$$

and so

$$\begin{aligned} \iint_{U_2} \frac{t^{-m}(t-1)^{m-1}}{|j^{-1}tx - y|} dt |y|^m q(y) dy &= \iint_{U_2} \frac{t^{-m}(t-1)^{m-1}}{|j^{-1}tx - y|} dt |y|^m q(y) dy \\ &= \frac{j}{|x|} \iint_{U_2} \frac{t^{-(m+1)}(t-1)^{m-1}}{\left| \widehat{x} - \frac{ty}{t|x|} \right|} dt |y|^m q(y) dy \end{aligned}$$

Try the change of variables $z = jy/|x|$, $dz = \left(\frac{j}{|x|}\right)^d dy$ so that

$$\begin{aligned} \chi(x) &:= \iint_{U_2} \frac{t^{-m}(t-1)^{m-1}}{|j^{-1}tx - y|} dt |y|^m q(y) dy \\ &= \frac{j}{|x|} \iint_{U_2} \frac{t^{-(m+1)}(t-1)^{m-1}}{\left| \widehat{x} - \frac{z}{t} \right|} dt \left(\frac{|x|}{j} |z| \right)^m q\left(\frac{|x|}{j} z \right) \left(\frac{|x|}{j} \right)^d dz, \end{aligned}$$

where

$$U'_2 := \{(z, t) : (1 - \varepsilon)t < |z| < (1 + \varepsilon)t, t \geq 1\}.$$

Let \mathcal{O} be a rotation such that $\mathcal{O}x = |x| e^{(d)} = |x| (0, 0, \dots, 0, 1)$. Then

$$\begin{aligned} \chi(\mathcal{O}x) &= \frac{j}{|x|} \iint_{U'_2} \frac{t^{-(m+1)} (t-1)^{m-1}}{|e^{(d)} - \frac{z}{t}|} dt \left(\frac{|x|}{j} |z|\right)^m q\left(\frac{|x|}{j} z\right) \left(\frac{|x|}{j}\right)^d dz \\ &: s := \frac{|x|}{j} \Rightarrow \end{aligned} \tag{6.78}$$

$$= \frac{1}{s} \int_1^\infty \int_{|z|=(1-\varepsilon)t}^{|z|=(1+\varepsilon)t} \frac{(s|z|)^m q(sz) s^d}{|e^{(d)} - \frac{z}{t}|} dz t^{-(m+1)} (t-1)^{m-1} dt. \tag{6.79}$$

Note that $m = 2n - d + 1$.

We could choose the constraint

$$\begin{aligned} &\int_{|z|=(1-\varepsilon)t}^{|z|=(1+\varepsilon)t} \frac{(s|z|)^{2n-d+1} q(sz) s^d}{|e^{(1)} - \frac{z}{t}|} dz \leq \text{const}, \quad s, t \geq 1. \\ s^{2n+1} &\int_{|z|=(1-\varepsilon)t}^{|z|=(1+\varepsilon)t} \frac{|z|^{2n-d+1} q(sz)}{\left(|z'|^2 + (1 - z_d)^2\right)^{1/2}} dz \leq \text{const}, \quad s, t \geq 1. \end{aligned}$$

Now try the substitution $\zeta = z/t$. This gives

$$\begin{aligned} s^{2n+1} &\int_{|\zeta|=1-\varepsilon}^{|\zeta|=1+\varepsilon} \frac{|t\zeta|^{2n-d+1} q(st\zeta)}{\left(t^2 |\zeta'|^2 + (1 - t\zeta_d)^2\right)^{1/2}} t^d d\zeta \leq C_\varepsilon, \quad s, t \geq 1. \\ (ts)^{2n+1} &\int_{|\zeta|=1-\varepsilon}^{|\zeta|=1+\varepsilon} \frac{|\zeta|^{2n-d+1} q(st\zeta)}{\left(t^2 |\zeta'|^2 + (1 - t\zeta_d)^2\right)^{1/2}} d\zeta \leq C_\varepsilon, \quad s, t \geq 1. \\ &\int_{|\zeta|=1-\varepsilon}^{|\zeta|=1+\varepsilon} \frac{|\zeta|^{2n-d+1} q(u\zeta)}{\left(t^2 |\zeta'|^2 + (1 - t\zeta_d)^2\right)^{1/2}} d\zeta \leq \frac{C_\varepsilon}{u^{2n+1}}, \quad u, t \geq 1. \\ &\int_{|\zeta|=1-\varepsilon}^{|\zeta|=1+\varepsilon} \frac{|\zeta|^{2n-d+1} q(u\zeta)}{\left(t^2 |\zeta|^2 - 2t\zeta_d + 1\right)^{1/2}} d\zeta \leq \frac{C_\varepsilon}{u^{2n+1}}, \quad u, t \geq 1. \end{aligned} \tag{6.80}$$

?? Remark *****

Assume $|q(\zeta)| \leq c |\zeta|^{-(2n+1)}$ for $1 - \varepsilon \leq |\zeta|$ and calculate

$$\int_{|\zeta|=1-\varepsilon}^{|\zeta|=1+\varepsilon} \frac{|\zeta|^{2n-d+1}}{\left(t^2 |\zeta|^2 - 2te^{(d)}\zeta + 1\right)^{1/2}} d\zeta,$$

using Theorem 697:

$$\begin{aligned} \int_{|\zeta| \leq r} \Phi\left(|\zeta|^2, \widehat{\alpha}\zeta\right) d\zeta &= \omega_{d-1} \int_0^r \rho^{d-1} \int_0^\pi \Phi(\rho^2, \rho \cos \theta) \sin^{d-2} \theta d\theta d\rho, \\ \omega_t &:= \frac{2\pi^{t/2}}{\Gamma(t/2)}, \quad t > 0. \end{aligned}$$

ETC.!

?? *****

The numerator of the integrand can become zero when $1 - t\zeta_d = 0$ and $\zeta' = 0$ i.e. $1 = t\zeta_d$ and $1 - \varepsilon \leq \zeta_d \leq 1 + \varepsilon$ i.e. $t \in \left[1, \frac{1}{1-\varepsilon}\right]$.

Also $\xi = u\zeta$ implies inequality 6.80 becomes

$$\begin{aligned} \frac{1}{u^{2n-d+1}} \int_{|\xi|=(1-\varepsilon)u}^{|\xi|=(1+\varepsilon)u} \frac{|\xi|^{2n-d+1} q(\xi)}{\left(\left(\frac{t}{u}\right)^2 |\xi|^2 + 1 - 2\frac{t}{u}\xi_d\right)^{1/2}} \frac{d\xi}{u^d} &\leq \frac{C_\varepsilon}{u^{2n+1}}. \\ &:=> \\ \int_{|\xi|=(1-\varepsilon)u}^{|\xi|=(1+\varepsilon)u} \frac{|\xi|^{2n-d+1} q(\xi)}{\left(\left(\frac{t}{u}\right)^2 |\xi|^2 + 1 - 2\frac{t}{u}\xi_d\right)^{1/2}} d\xi &\leq \frac{C_\varepsilon u^{2n-d+1} u^d}{u^{2n+1}} = C_\varepsilon. \end{aligned} \tag{6.81}$$

Suppose that $\xi_d < 0$. Then

$$\int_{|\xi|=(1-\varepsilon)u}^{|\xi|=(1+\varepsilon)u} \frac{|\xi|^{2n-d+1} q(\xi)}{\left(\left(\frac{t}{u}\right)^2 |\xi|^2 + 1 - 2\frac{t}{u}\xi_d\right)^{1/2}} d\xi \leq \int_{|\xi|=(1-\varepsilon)u}^{|\xi|=(1+\varepsilon)u} \frac{|\xi|^{2n-d+1} q(\xi)}{1} d\xi < \int |\cdot|^{2n-d+1} q < \infty. \tag{6.82}$$

Thus we are only interested in $\xi_d > 0$.

Use spherical coordinates as discussed in the positive order document:

Suppose $\xi \in \mathbb{R}^d$ and $d \geq 2$. The **spherical polar coordinate representation** is

$$\xi = \xi(\rho, \phi) = \xi(\rho, \phi_1, \phi_2, \dots, \phi_{d-1}),$$

where

$$\left. \begin{aligned} \xi_1 &= \rho \sin \phi_1 \sin \phi_2 \dots \sin \phi_{d-1}, \\ \xi_2 &= \rho \cos \phi_1 \sin \phi_2 \dots \sin \phi_{d-1}, \\ \xi_3 &= \rho \cos \phi_2 \dots \sin \phi_{d-1}, \\ &\vdots \\ \xi_d &= \rho \cos \phi_{d-1}, \end{aligned} \right\} \tag{6.83}$$

and on \mathbb{R}^d ,

$$\rho \geq 0, \quad -\pi \leq \phi_1 \leq \pi, \quad 0 \leq \phi_2, \dots, \phi_{d-1} \leq \pi.$$

The volume element is

$$d\xi = d\xi_1 d\xi_2 \dots d\xi_d = \rho^{d-1} \prod_{j=2}^{d-1} \sin^{j-1} \phi_j d\rho d\phi,$$

where $d\phi = d\phi_1 \dots d\phi_{d-1}$. Thus

$$\begin{aligned} &\int_{|\xi|=(1-\varepsilon)u}^{|\xi|=(1+\varepsilon)u} \frac{|\xi|^{2n-d+1} q(\xi) d\xi}{\left(\left(\frac{t}{u}\right)^2 |\xi|^2 + 1 - 2\frac{t}{u}\xi_d\right)^{1/2}} \\ &= \int_{\rho=(1-\varepsilon)u}^{\rho=(1+\varepsilon)u} \int_0^{\pi/2} \dots \int_0^\pi \int_{-\pi}^\pi \frac{\rho^{2n-d+1} q(\xi) \rho^{d-1} d\rho}{\left(\left(\frac{t}{u}\right)^2 \rho^2 - 2\frac{t}{u}\rho \cos \phi_{d-1} + 1\right)^{1/2}} \prod_{j=1}^{d-1} \sin^{j-1} \phi_j d\phi \\ &= \int_{\rho=(1-\varepsilon)u}^{\rho=(1+\varepsilon)u} \int_0^\pi \dots \int_0^\pi \int_{-\pi}^\pi \frac{\rho^{2n} q(\xi)}{\left(\left(\frac{t}{u}\rho\right)^2 - 2\frac{t}{u}\rho \cos \phi_{d-1} + 1\right)^{1/2}} d\rho \prod_{j=1}^{d-1} \sin^{j-1} \phi_j d\phi \\ &= \int_0^\pi \dots \int_0^\pi \int_{-\pi}^\pi \left(\int_{(1-\varepsilon)u}^{(1+\varepsilon)u} \int_0^{\pi/2} \frac{\rho^{2n} q(\xi) d\theta d\rho}{\left(\left(\frac{t}{u}\rho\right)^2 - 2\frac{t}{u}\rho \cos \theta + 1\right)^{1/2}} \right) \prod_{j=1}^{d-2} \sin^{j-1} \phi_j d\phi', \end{aligned}$$

where $d\phi' := d\phi_1 \cdots d\phi_{d-2}$ and $\theta := \phi_{d-1}$. Thus we could apply the constraint

$$I := \int_{(1-\varepsilon)u}^{(1+\varepsilon)u} \int_0^{\pi/2} \frac{\rho^{2n} q(\xi) d\theta d\rho}{\left(\left(\frac{t}{u}\rho\right)^2 - 2\frac{t}{u}\rho \cos \theta + 1\right)^{1/2}} \leq C'_\varepsilon, \quad u, t \geq 1, \forall \phi'. \quad (6.84)$$

Noting 6.83, we can write

$$I(\eta'; t, u) = \int_{(1-\varepsilon)u}^{(1+\varepsilon)u} \int_0^{\pi/2} \frac{\rho^{2n} q(\eta_1 \rho \sin \theta, \eta_2 \rho \sin \theta, \dots, \eta_{d-2} \rho \sin \theta, \rho \cos \theta) d\theta d\rho}{\left(\left(\frac{t}{u}\rho\right)^2 - 2\frac{t}{u}\rho \cos \theta + 1\right)^{1/2}},$$

where

$$\left. \begin{aligned} \eta_1 &= \sin \phi_1 \sin \phi_2 \cdots \sin \phi_{d-2}, \\ \eta_2 &= \cos \phi_1 \sin \phi_2 \cdots \sin \phi_{d-2}, \\ \eta_3 &= \cos \phi_2 \cdots \sin \phi_{d-2}, \\ &\vdots \\ \eta_{d-1} &= \cos \phi_{d-2}, \\ \eta' &= (\eta_1, \dots, \eta_{d-1}), \\ |\eta'| &= 1. \end{aligned} \right\}. \quad (6.85)$$

Thus

$$I(\eta'; t, u) = \int_{(1-\varepsilon)u}^{(1+\varepsilon)u} \int_0^{\pi/2} \frac{\rho^{2n} q((\rho \sin \theta) \eta', \rho \cos \theta) d\theta d\rho}{\left(\left(\frac{t}{u}\rho\right)^2 - 2\frac{t}{u}\rho \cos \theta + 1\right)^{1/2}} \leq C'_\varepsilon, \quad t, u \geq 1, |\eta'| = 1. \quad (6.86)$$

We have

$$\begin{aligned} \left(\frac{t}{u}\rho\right)^2 - 2\frac{t}{u}\rho \cos \theta + 1 &= \left(\frac{t}{u}\rho\right)^2 - 2\frac{t}{u}\rho + 1 + 2\frac{t}{u}\rho - 2\frac{t}{u}\rho \cos \theta \\ &= \left(\frac{t}{u}\rho - 1\right)^2 + 4\frac{t}{u}\rho \sin^2 \frac{\theta}{2}, \end{aligned}$$

and

$$\begin{aligned} \left(\frac{t}{u}\rho\right)^2 - 2\frac{t}{u}\rho \cos \theta + 1 &= \left(\frac{t}{u}\rho\right)^2 - 2\frac{t}{u}\rho \cos \theta + \cos^2 \theta + 1 - \cos^2 \theta \\ &= \left(\frac{t}{u}\rho - \cos \theta\right)^2 + \sin^2 \theta, \end{aligned}$$

so that

$$\left(\frac{t}{u}\rho\right)^2 - 2\frac{t}{u}\rho \cos \theta + 1 = 0 \text{ if } \rho = u/t \text{ and } \theta = 0.$$

?? Determine for what values of t and u the denominator is positive.

?? Thus if $u/t < (1-\varepsilon)u$ i.e. $t > \frac{1}{1-\varepsilon}$ then $\rho > u/t$ and so $\left(\frac{t}{u}\rho\right)^2 - 2\frac{t}{u}\rho \cos \theta + 1 > 0$. ETC.

Now employ 2-dim polar coordinates: $x_1 = \rho \cos \theta$, $x_2 = \rho \sin \theta$, to get

$$\begin{aligned} I(\eta'; t, u) &= \int_{\substack{|x|=(1-\varepsilon)u \\ x \geq 0}}^{|x|=(1+\varepsilon)u} \frac{|x|^{2n-1} q(\eta_1 x_2, \eta_2 x_2, \dots, \eta_{d-2} x_2, x_1) dx_1 dx_2}{\left(\left(\frac{t}{u}\right)^2 |x|^2 - 2\frac{t}{u}x_1 + 1\right)^{1/2}} \leq C'_\varepsilon, \quad t, u \geq 1, |\eta'| = 1. \\ I(\eta'; t, u) &= \int_{\substack{|x|=(1-\varepsilon)u \\ x \geq 0}}^{|x|=(1+\varepsilon)u} \frac{|x|^{2n-1} q(x_2 \eta', x_1) dx_1 dx_2}{\left(\left(\frac{t}{u}\right)^2 |x|^2 - 2\frac{t}{u}x_1 + 1\right)^{1/2}} \leq C'_\varepsilon, \quad t, u \geq 1, |\eta'| = 1. \end{aligned} \quad (6.87)$$

6.4 Bessel and MacDonald's function formulas for the basis function.

In this section we derive several formulas for the central difference basis function which involve the Bessel functions $J_{\frac{d-2}{2}}$ and the MacDonald's functions $K_{n-\frac{d}{2}}$.

Theorem 279 *Suppose w is a central difference weight function generated by n, l, q . Then when $d \geq 2$ the basis function is given by:*

$$G_c(x) = \frac{1}{(2\pi)^{d/2}} \int_0^\infty \int_{-l}^l \left(\sum_{j=-l}^l (-1)^j \binom{2l}{j+l} \frac{J_{\frac{d-2}{2}}(|x-j\tau|r)}{(|x-j\tau|r)^{\frac{d-2}{2}}} \right) \frac{dr}{r^{2n-d+1}} q(\tau) d\tau.$$

Proof. From 6.15,

$$\frac{1}{w(\xi)} = \frac{2^{2l}}{(2\pi)^{d/2}} \frac{1}{|\xi|^{2n}} \int \sin^{2l} \left(\frac{\xi\tau}{2} \right) q(\tau) d\tau,$$

and so

$$G_c(x) = \frac{1}{(2\pi)^{d/2}} \int \frac{e^{ix\xi}}{w(\xi)} d\xi = \frac{2^{2l}}{(2\pi)^d} \int \frac{e^{ix\xi}}{|\xi|^{2n}} \int \sin^{2l} \left(\frac{\xi\tau}{2} \right) q(\tau) d\tau d\xi.$$

But $1/w \in L^1$ so $\int \frac{d\xi}{w(\xi)} = \frac{2^{2l}}{(2\pi)^d} \int \frac{1}{|\xi|^{2n}} \int \sin^{2l} \left(\frac{\xi\tau}{2} \right) q(\tau) d\tau d\xi < \infty$ and thus the integral for G_c is absolutely convergent so by Fubini's theorem

$$G_c(x) = \frac{2^{2l}}{(2\pi)^{d/2}} \int \left(\frac{1}{(2\pi)^{d/2}} \int e^{ix\xi} \frac{\sin^{2l}(\xi\tau/2)}{|\xi|^{2n}} d\xi \right) q(\tau) d\tau.$$

From 6.26, $\frac{\sin^{2l}(\xi\tau/2)}{|\xi|^{2n}} \in L^1$, so

$$G_c(x) = \frac{2^{2l}}{(2\pi)^{d/2}} \int F_\xi^{-1} \left[\frac{\sin^{2l}(\xi\tau/2)}{|\xi|^{2n}} \right] (x) q(\tau) d\tau.$$

From part 3 of Lemma 267,

$$2^{2l} \sin^{2l}(\xi\tau/2) = \Delta_{2l,\tau}(e^{i\xi\tau}) = \sum_{j=-l}^l (-1)^j \binom{2l}{j+l} e^{-ij\xi\tau},$$

and hence, since $2n > d$,

$$\begin{aligned} 2^{2l} \int e^{ix\xi} \frac{\sin^{2l}(\xi\tau/2)}{|\xi|^{2n}} d\xi &= \lim_{\varepsilon \rightarrow 0^+} \int_{|\xi| \geq \varepsilon} e^{ix\xi} \frac{2^{2l} \sin^{2l}(\xi\tau/2)}{|\xi|^{2n}} d\xi \\ &= \lim_{\varepsilon \rightarrow 0^+} \int_{|\xi| \geq \varepsilon} e^{ix\xi} \sum_{j=-l}^l (-1)^j \binom{2l}{j+l} e^{-ij\xi\tau} \frac{d\xi}{|\xi|^{2n}} \\ &= \lim_{\varepsilon \rightarrow 0^+} \sum_{j=-l}^l (-1)^j \binom{2l}{j+l} \int_{|\xi| \geq \varepsilon} \frac{e^{i(x-j\tau)\xi}}{|\xi|^{2n}} d\xi. \end{aligned}$$

?? Expand $e^{-ij\xi\tau}$ using a Taylor series?

From Corollary 698 we have

$$\frac{1}{(2\pi)^{d/2}} \int_{|x| \geq \varepsilon} e^{i\xi x} f(|x|) dx = \int_\varepsilon^\infty \frac{J_{\frac{d-2}{2}}(|\xi|r)}{(|\xi|r)^{\frac{d-2}{2}}} r^{d-1} f(r) dr, \quad f \in L^1(B_r^c),$$

which implies

$$\begin{aligned} G_c(x) &= \frac{2^{2l}}{(2\pi)^{d/2}} \int \left(\frac{1}{(2\pi)^{d/2}} \int e^{ix\xi} \frac{\sin^{2l}(\xi\tau/2)}{|\xi|^{2n}} d\xi \right) q(\tau) d\tau \\ &= \frac{1}{(2\pi)^{d/2}} \int \left(\frac{2^{2l}}{(2\pi)^{d/2}} \int e^{ix\xi} \frac{\sin^{2l}(\xi\tau/2)}{|\xi|^{2n}} d\xi \right) q(\tau) d\tau \\ &= \frac{1}{(2\pi)^{d/2}} \int \left(\frac{1}{(2\pi)^{d/2}} \lim_{\varepsilon \rightarrow 0^+} \sum_{j=-l}^l (-1)^j \binom{2l}{j+l} \int_{|\xi| \geq \varepsilon} \frac{e^{i(x-j\tau)\xi}}{|\xi|^{2n}} d\xi \right) q(\tau) d\tau \end{aligned} \quad (6.88)$$

$$\begin{aligned} &= \frac{1}{(2\pi)^{d/2}} \int \left(\lim_{\varepsilon \rightarrow 0^+} \sum_{j=-l}^l (-1)^j \binom{2l}{j+l} \frac{1}{(2\pi)^{d/2}} \int_{|\xi| \geq \varepsilon} \frac{e^{i(x-j\tau)\xi}}{|\xi|^{2n}} d\xi \right) q(\tau) d\tau \\ &= \frac{1}{(2\pi)^{d/2}} \int \left(\lim_{\varepsilon \rightarrow 0^+} \sum_{j=-l}^l (-1)^j \binom{2l}{j+l} \int_{\varepsilon}^{\infty} \frac{J_{\frac{d-2}{2}}(|x-j\tau|r) r^{d-1}}{(|x-j\tau|r)^{\frac{d-2}{2}} r^{2n}} dr \right) q(\tau) d\tau \\ &= \frac{1}{(2\pi)^{d/2}} \int \left(\lim_{\varepsilon \rightarrow 0^+} \sum_{j=-l}^l (-1)^j \binom{2l}{j+l} \int_{\varepsilon}^{\infty} \frac{J_{\frac{d-2}{2}}(|x-j\tau|r)}{(|x-j\tau|r)^{\frac{d-2}{2}} r^{2n-d+1}} dr \right) q(\tau) d\tau \end{aligned} \quad (6.89)$$

$$\begin{aligned} &= \frac{1}{(2\pi)^{d/2}} \int \lim_{\varepsilon \rightarrow 0^+} \int_{\varepsilon}^{\infty} \left(\sum_{j=-l}^l (-1)^j \binom{2l}{j+l} \frac{J_{\frac{d-2}{2}}(|x-j\tau|r)}{(|x-j\tau|r)^{\frac{d-2}{2}}} \right) \frac{dr}{r^{2n-d+1}} q(\tau) d\tau \\ &= \frac{1}{(2\pi)^{d/2}} \int \int_0^{\infty} \left(\sum_{j=-l}^l (-1)^j \binom{2l}{j+l} \frac{J_{\frac{d-2}{2}}(|x-j\tau|r)}{(|x-j\tau|r)^{\frac{d-2}{2}}} \right) \frac{dr}{r^{2n-d+1}} q(\tau) d\tau. \end{aligned} \quad (6.90)$$

■

Remark 280 In *ONE dimension*, using the Taylor series expansion 3.2 ??,

$$e^{ix\xi} = \sum_{k \leq 2l-1} \frac{(ix\xi)^k}{k!} + \frac{\sqrt{2\pi}}{(2l-1)!} (ix\xi)^{2l} \overline{g_{2l-1}}(x\xi).$$

$$\lim_{\varepsilon \rightarrow 0^+} \int_{|\xi| \geq \varepsilon} e^{ix\xi} \sum_{j=-l}^l (-1)^j \binom{2l}{j+l} e^{-ij\xi\tau} \frac{d\xi}{\xi^{2n}} = \lim_{\varepsilon \rightarrow 0^+} \int_{|\xi| \geq \varepsilon} e^{ix\xi} \sum_{j=-l}^l (-1)^j \binom{2l}{j+l} \left(\frac{\sqrt{2\pi}}{(2l-1)!} (ij\tau\xi)^{2l} \overline{g_{2l-1}}(j\tau\xi) \right) \frac{d\xi}{\xi^{2n}}.$$

Use 3.7.

If we assume that q is radial then the formula of Theorem 279 can be expressed as:

Corollary 281 Radial version Theorem 279:

$$\begin{aligned} &(G_c)_{\odot}(\sigma) \\ &= \frac{\omega_{d-1}}{(2\pi)^{d/2}} \int_0^{\infty} \int_0^{\pi} \int_0^{\infty} \left(\sum_{j=-l}^l (-1)^j \binom{2l}{j+l} \frac{J_{\frac{d-2}{2}}((\sigma^2 - 2j\sigma\rho \cos\theta + j^2\rho^2)r)}{((\sigma^2 - 2j\sigma\rho \cos\theta + j^2\rho^2)r)^{\frac{d-2}{2}}} \right) \frac{\rho^{d-1} q_{\odot}(\rho)}{r^{2n-d+1}} \sin^{d-2} \theta dr d\theta d\rho, \end{aligned}$$

Proof. From Theorem 279,

$$G_c(x) = \frac{1}{(2\pi)^{d/2}} \int \int_0^{\infty} \left(\sum_{j=-l}^l (-1)^j \binom{2l}{j+l} \frac{J_{\frac{d-2}{2}}(|x-j\tau|r)}{(|x-j\tau|r)^{\frac{d-2}{2}}} \right) \frac{dr}{r^{2n-d+1}} q(\tau) d\tau.$$

Write $|x-j\tau|^2 = |x|^2 - 2jx\tau + j^2|\tau|^2$. From Theorem 697,

$$\int \Phi(|\tau|^2, \xi\tau) d\tau = \omega_{d-1} \int_0^{\infty} \rho^{d-1} \int_0^{\pi} \Phi(\rho^2, |\xi|\rho \cos\theta) \sin^{d-2} \theta d\theta d\rho,$$

and here

$$\Phi(a, b) = \int_0^\infty \left(\sum_{j=-l}^l (-1)^j \binom{2l}{j+l} \frac{J_{\frac{d-2}{2}} \left(\left(|x|^2 - 2jb + j^2a \right)^{\frac{1}{2}} r \right)}{\left(\left(|x|^2 - 2jb + j^2a \right)^{\frac{1}{2}} r \right)^{\frac{d-2}{2}}} \right) \frac{dr}{r^{2n-d+1}} q_\odot(\sqrt{a}),$$

so

$$G_c(x) = \frac{\omega_{d-1}}{(2\pi)^{d/2}} \int_0^\infty \int_0^\pi \int_0^\infty \left(\sum_{j=-l}^l (-1)^j \binom{2l}{j+l} \frac{J_{\frac{d-2}{2}} \left(\left(|x|^2 - 2j|x|\rho \cos \theta + j^2\rho^2 \right)^{\frac{1}{2}} r \right)}{\left(\left(|x|^2 - 2j|x|\rho \cos \theta + j^2\rho^2 \right)^{\frac{1}{2}} r \right)^{\frac{d-2}{2}}} \right) \frac{dr}{r^{2n-d+1}} \rho^{d-1} q_\odot(\rho) \sin^{d-2} \theta d\theta d\rho,$$

and

$$(G_c)_\odot(\sigma) = \frac{\omega_{d-1}}{(2\pi)^{d/2}} \int_0^\infty \int_0^\pi \int_0^\infty \left(\sum_{j=-l}^l (-1)^j \binom{2l}{j+l} \frac{J_{\frac{d-2}{2}} \left(\left(\sigma^2 - 2j\sigma\rho \cos \theta + j^2\rho^2 \right)^{\frac{1}{2}} r \right)}{\left(\left(\sigma^2 - 2j\sigma\rho \cos \theta + j^2\rho^2 \right)^{\frac{1}{2}} r \right)^{\frac{d-2}{2}}} \right) \frac{\rho^{d-1} q_\odot(\rho)}{r^{2n-d+1}} \sin^{d-2} \theta dr d\theta d\rho.$$

■

The next theorem is a result where the basis function is expressed in terms of the MacDonald's function K_λ (also called the modified Bessel function of the third kind). This formula is a bit different to the previous results.

?? **This result could be redone using the inverse Fourier transform of $\frac{1}{(1+|\xi|^2)^n}$. See Subsection 1.2.5.**

Theorem 282 ??

$$G_c(x) = \frac{1}{(2\pi)^{\frac{d}{2}} 2^{n-1} \Gamma(n)} \int \lim_{\varepsilon \rightarrow 0^+} \sum_{j=-l}^l (-1)^j \binom{2l}{j+l} |x - j\tau|^{n-1} \frac{K_{n-\frac{d}{2}}(\varepsilon|x - j\tau|)}{\varepsilon^{n-\frac{d}{2}}} q(\tau) d\tau.$$

Proof. ?? Repeat the proof of Theorem 279 until equation 6.88 where ε was introduced. Instead we now write

$$G_c(x) = \frac{1}{(2\pi)^{d/2}} \int \left(\frac{1}{(2\pi)^{d/2}} \lim_{\varepsilon \rightarrow 0^+} \sum_{j=-l}^l (-1)^j \binom{2l}{j+l} \int \frac{e^{i(x-j\tau)\xi}}{(\varepsilon^2 + |\xi|^2)^n} d\xi \right) q(\tau) d\tau,$$

and using the same spherical function formulas obtain

$$\begin{aligned} G_c(x) &= \frac{1}{(2\pi)^{d/2}} \int \lim_{\varepsilon \rightarrow 0^+} \int_0^\infty \left(\sum_{j=-l}^l (-1)^j \binom{2l}{j+l} \frac{J_{\frac{d-2}{2}}(|x - j\tau|r)}{(|x - j\tau|r)^{\frac{d-2}{2}}} \right) \frac{r^{d-1} dr}{(\varepsilon^2 + r^2)^n} q(\tau) d\tau \\ &= \frac{1}{(2\pi)^{d/2}} \int \lim_{\varepsilon \rightarrow 0^+} \sum_{j=-l}^l (-1)^j \binom{2l}{j+l} \int_0^\infty \frac{J_{\frac{d-2}{2}}(|x - j\tau|r)}{(|x - j\tau|r)^{\frac{d-2}{2}}} \frac{r^{d-1} dr}{(\varepsilon^2 + r^2)^n} q(\tau) d\tau. \end{aligned}$$

the inner integral can be eliminated using identity 6.565.4 of Gradshteyn and Ryzhik [28]:

$$\int_0^\infty \frac{J_\nu(br) r^{\nu+1}}{(a^2 + r^2)^{\mu+1}} dr = \frac{a^{\nu-\mu} b^\mu}{2^\mu \Gamma(\mu+1)} K_{\nu-\mu}(ab), \quad -1 < \nu < 2\mu + \frac{3}{2}, \quad a, b > 0,$$

where $K_{\nu-\mu} = K_{\mu-\nu}$ is the modified Bessel function of the third kind - see Theorem 14.

In our case $b = |x - j\tau|$, $a = \varepsilon$, $\mu = n - 1$, $\nu = \frac{d-2}{2}$, $\nu - \mu = \frac{d-2}{2} - n + 1 = \frac{d}{2} - n < 0$ so

$$\begin{aligned} G_c(x) &= \frac{1}{(2\pi)^{\frac{d}{2}}} \int \lim_{\varepsilon \rightarrow 0^+} \sum_{j=-l}^l (-1)^j \binom{2l}{j+l} \frac{\varepsilon^{\frac{d}{2}-n} |x - j\tau|^{n-1}}{2^{n-1}\Gamma(n)} K_{\frac{d}{2}-n}(\varepsilon |x - j\tau|) q(\tau) d\tau \\ &= \frac{1}{(2\pi)^{\frac{d}{2}} 2^{n-1}\Gamma(n)} \int \lim_{\varepsilon \rightarrow 0^+} \sum_{j=-l}^l (-1)^j \binom{2l}{j+l} |x - j\tau|^{n-1} \frac{K_{n-\frac{d}{2}}(\varepsilon |x - j\tau|)}{\varepsilon^{n-\frac{d}{2}}} q(\tau) d\tau. \end{aligned}$$

■

6.4.1 Comments

1. See Remark 204.
2. Can the generalized central difference operator 6.1 be used to characterize locally the data spaces associated with multivariate central difference weight functions introduced in Definition 268 - especially the radial case?
3. Can a combination of tensor product and radial central difference operators be used to characterize some of the positive order data function spaces?
4. How are the multivariate central difference weight functions, introduced in Definition 268, related to the results which characterize the Sobolev spaces in a pointwise sense - see. Bojarski and Hajlasz [12], Bojarski, Hajlasz and Strzelecki [13], Bojarski [10], [11] and Hajlasz [30], [31]. Here a central difference operator approximates the Taylor series remainder and the maximal function is used. This involves concepts such as Bessel capacity and Lebesgue points.

6.5 A basis function formula derived using a tempered distribution Taylor series expansion and the subspaces $S_{\emptyset,k}$ of S

These results extend the 1-dimensional results of Subsection 5.3.4 to higher dimensions. We use the tempered distribution Taylor series expansion introduced in Section 3.2 and the theory of the Schwartz subspaces $S_{\emptyset,k} \subset S$ introduced in Definition 421 to expand a convolution of the thin plate spline and the function q and thus prove the Taylor series basis function formula given in Theorem 283. The formula is true modulo a polynomial with degree $\leq d - 2$. We will make use of the basic Fourier transform properties given in Definition 682 of the Appendix. The L^1_{loc} Taylor series expansion of Lemma 174 is then used to obtain the Taylor series integral remainder formula 6.103 for the basis function which is again true modulo a polynomial with degree $\leq d - 2$.

Recall that this basis function G_c is generated by the parameters n, l and a non-negative L^1 function $q \neq 0$. From Theorem 270 we must have $0 < 2n - d \leq 2l$ and $\int |\cdot|^k q < 0$ for $0 \leq k \leq 2n - d$.

Suppose $q \in L^1(\mathbb{R}^d)$. Then $\widehat{q} \in C_B^{(0)}(\mathbb{R}^d)$ and by definition

$$\Delta_{2l}\widehat{q}(\xi) = \sum_{j=-l}^l (-1)^j \binom{2l}{j+l} \widehat{q}(-j\xi).$$

The tempered distribution formula 3.10 states that if $f \in S'$ then

$$f(\cdot + \xi) - \sum_{|\alpha| \leq m} \frac{\xi^\alpha}{\alpha!} D^\alpha f = \frac{\sqrt{2\pi}}{m!} \left((i(\xi, \cdot))^{m+1} \overline{g_m}((\xi, \cdot)) \widehat{f} \right)^\vee, \quad m = 0, 1, 2, \dots,$$

and when f is replaced by \widehat{f} ,

$$\widehat{f}(\cdot + \xi) - \sum_{|\alpha| \leq m} \frac{\xi^\alpha}{\alpha!} D^\alpha \widehat{f} = \frac{\sqrt{2\pi}}{m!} \left((i(\xi, \cdot))^{m+1} \overline{g_m}((\xi, \cdot)) f_- \right)^\vee,$$

where f_- is the distribution extension of $f_-(x) = f(-x)$.

In particular, when $|\cdot|^k q \in L^1$ for $k \leq m$, Lemma 28 implies $\widehat{q} \in C_B^{(m)}$ and

$$\widehat{q}(\cdot + \xi) - \sum_{|\alpha| \leq m} \frac{\xi^\alpha}{\alpha!} D^\alpha \widehat{q} = \frac{\sqrt{2\pi}}{m!} F_\eta^{-1} \left[(i\xi\eta)^{m+1} \overline{g_m}(\xi\eta) q(-\eta) \right],$$

and consequently

$$\widehat{q}(\xi) - \sum_{|\alpha| \leq m} \frac{\xi^\alpha}{\alpha!} D^\alpha \widehat{q}(0) = \frac{\sqrt{2\pi}}{m!} F_\eta^{-1} \left[(i\xi\eta)^{m+1} \overline{g_m}(\xi\eta) q(-\eta) \right] (0).$$

From part 4 of Lemma 169, for each ξ ,

$$\begin{aligned} \left| (i\xi\eta)^{m+1} \overline{g_m}(\xi\eta) q(-\eta) \right| &= |\xi\eta|^{m+1} |\widehat{g_m}(\xi\eta)| q(-\eta) \\ &\leq |\xi\eta|^{m+1} \frac{c_m}{\sqrt{2\pi}} \frac{1}{1 + |\xi\eta|} q(-\eta) \\ &= \frac{c_m}{\sqrt{2\pi}} |\xi\eta|^m q(-\eta) \\ &\in L^1, \end{aligned}$$

and so

$$\widehat{q}(\xi) - \sum_{|\alpha| \leq m} \frac{\xi^\alpha}{\alpha!} D^\alpha \widehat{q}(0) = \frac{1}{m!} \int (i\xi\eta)^{m+1} \overline{g_m}(\xi\eta) q(-\eta) d\eta.$$

The next step is to use the operator Δ_{2l} . Choose $m = 2n - d$ so that $m < 2l$ and

$$\begin{aligned} \Delta_{2l} \widehat{q}(\xi) &= \Delta_{2l} \left(\widehat{q}(\xi) - \sum_{|\alpha| \leq m} \frac{\xi^\alpha}{\alpha!} D^\alpha \widehat{q}(0) \right) \\ &= \frac{1}{(2n-d)!} \Delta_{2l, \xi} \int (i\xi\eta)^{2n-d+1} \overline{g_{2n-d}}(\xi\eta) q(-\eta) d\eta \\ &= \frac{1}{(2n-d)!} \sum_{j=-l, j \neq 0}^l (-1)^j \binom{2l}{j+l} \int (-ij\xi\eta)^{2n-d+1} \overline{g_{2n-d}}(-j\xi\eta) q(-\eta) d\eta \\ &= \frac{(-1)^n}{(2n-d)!} \sum_{j=-l, j \neq 0}^l (-1)^j \binom{2l}{j+l} \int (j\xi\eta)^{2n-d+1} \overline{g_{2n-d}}(j\xi\eta) q(\eta) d\eta \\ &= \frac{(-1)^n}{(2n-d)!} \sum_{j=-l, j \neq 0}^l \frac{(-1)^j}{|j|^d} \binom{2l}{j+l} \int (\xi\tau)^{2n-d+1} \overline{g_{2n-d}}(\xi\tau) q\left(\frac{1}{j}\tau\right) d\tau \\ &= \frac{(-1)^n}{(2n-d)!} \int (\xi\tau)^{2n-d+1} \overline{g_{2n-d}}(\xi\tau) \sum_{j=-l, j \neq 0}^l \frac{(-1)^j}{|j|^d} \binom{2l}{j+l} q\left(\frac{1}{j}\tau\right) d\tau \\ &= \frac{(-1)^n}{(2n-d)!} \int (\xi\tau)^{2n-d+1} \overline{g_{2n-d}}(\xi\tau) q_l(\tau) d\tau, \end{aligned} \tag{6.91}$$

where the even function

$$q_l(\tau) := \sum_{j=-l, j \neq 0}^l \frac{(-1)^j}{|j|^d} \binom{2l}{j+l} q\left(\frac{1}{j}\tau\right), \tag{6.92}$$

is the analogue of the q_l introduced in Theorem 232.

By definition

$$\widehat{G}_c(\xi) = \frac{\Delta_{2l} \widehat{q}(\xi)}{|\xi|^{2n}} = \frac{(-1)^n}{(2n-d)!} \int \frac{(\xi\tau)^{2n-d+1} \overline{g_{2n-d}}(\xi\tau) q_l(\tau) d\tau}{|\xi|^{2n}},$$

and so

$$\left[\widehat{G}_c, \phi \right] = \frac{(-1)^n}{(2n-d)!} \int \int \frac{(\xi\tau)^{2n-d+1} \overline{g_{2n-d}}(\xi\tau) q_l(\tau) d\tau}{|\xi|^{2n}} \phi(\xi) d\xi, \quad \phi \in S. \tag{6.93}$$

I now want to change the order of integration using Fubini's theorem.

If $\phi \in S_{\theta,1}$:

$$\begin{aligned}
& \int \int \left| \frac{(\xi\tau)^{2n-d+1}}{|\xi|^{2n}} \widehat{g_{2n-d}}(\xi\tau) q_l(\tau) \phi(\xi) \right| d\xi d\tau \\
&= \int \int \left| \frac{(\xi\tau)^{2n-d}}{|\xi|^{2n-d} |\xi|^d} \widehat{g_{2n-d}}(\xi\tau) q_l(\tau) \phi(\xi) \right| d\xi d\tau \\
&= \int \int \left| \left(\widehat{\xi\tau}\right)^{2n-d} \widehat{g_{2n-d}}(\xi\tau) q_l(\tau) \frac{\phi(\xi)}{|\xi|^d} \right| d\xi d\tau \\
&= \int \int \left| (\xi\tau) \widehat{g_{2n-d}}(\xi\tau) \frac{\phi(\xi)}{|\xi|^d} \left(\widehat{\xi\tau}\right)^{2n-d} q_l(\tau) \right| d\xi d\tau \\
&\leq \int \int \left| (\xi\tau) \widehat{g_{2n-d}}(\xi\tau) \frac{\phi(\xi)}{|\xi|^d} \right| d\xi |\tau|^{2n-d} q_l(\tau) d\tau \\
&\leq \|s\widehat{g_{2n-d}}(s)\|_\infty \left(\int \frac{|\phi(\xi)|}{|\xi|^d} d\xi \right) \int |\tau|^{2n-d} q_l(\tau) d\tau \\
&= \|s\widehat{g_{2n-d}}(s)\|_\infty \left(\int_{|\xi|\leq 1} \frac{|\phi(\xi)|}{|\xi|} \frac{1}{|\xi|^{d-1}} d\xi + \int_{|\xi|\geq 1} \frac{|\phi(\xi)|}{|\xi|^d} d\xi \right) \int |\tau|^{2n-d} q_l(\tau) d\tau \\
&: \text{part 4 of Lemma 169, inequality 9.13} \Rightarrow \\
&< \infty.
\end{aligned} \tag{6.94}$$

If q has bounded support and $\phi \in S$:

$$\begin{aligned}
& \int \int \left| \frac{(\xi\tau)^{2n-d+1}}{|\xi|^{2n}} \widehat{g_{2n-d}}(\xi\tau) q_l(\tau) \phi(\xi) \right| d\xi d\tau \\
&= \int \int \left| \frac{(\xi\tau)^{2n-d+1}}{|\xi|^{2n-d+1} |\xi|^{d-1}} \widehat{g_{2n-d}}(\xi\tau) q_l(\tau) \phi(\xi) \right| d\xi d\tau \\
&= \int \int \left| \left(\widehat{\xi\tau}\right)^{2n-d+1} \widehat{g_{2n-d}}(\xi\tau) q_l(\tau) \frac{\phi(\xi)}{|\xi|^{d-1}} \right| d\xi d\tau \\
&= \int \int \left| (\xi\tau) \widehat{g_{2n-d}}(\xi\tau) \frac{\phi(\xi)}{|\xi|^{d-1}} \left(\widehat{\xi\tau}\right)^{2n-d+1} q_l(\tau) \right| d\xi d\tau \\
&\leq \int \int \left| (\xi\tau) \widehat{g_{2n-d}}(\xi\tau) \frac{\phi(\xi)}{|\xi|^{d-1}} \right| d\xi |\tau|^{2n-d+1} q_l(\tau) d\tau \\
&\leq \|s\widehat{g_{2n-d}}(s)\|_\infty \left(\int \frac{|\phi(\xi)|}{|\xi|^{d-1}} d\xi \right) \int |\tau|^{2n-d+1} q_l(\tau) d\tau \\
&= \|s\widehat{g_{2n-d}}(s)\|_\infty \left(\int_{|\xi|\leq 1} \frac{|\phi(\xi)|}{|\xi|^{d-1}} d\xi + \int_{|\xi|\geq 1} \frac{|\phi(\xi)|}{|\xi|^{d-1}} d\xi \right) \int |\tau|^{2n-d+1} q_l(\tau) d\tau \\
&\leq \|s\widehat{g_{2n-d}}(s)\|_\infty \left(\|\phi\|_\infty \int_{|\xi|\leq 1} \frac{d\xi}{|\xi|^{d-1}} + \int_{|\xi|\geq 1} \frac{|\phi(\xi)|}{|\xi|^{d-1}} d\xi \right) \int |\tau|^{2n-d+1} q_l(\tau) d\tau \\
&: q \text{ has bounded support, part 4 of Lemma 169, inequality 9.13} \Rightarrow \\
&< \infty.
\end{aligned}$$

Thus

$$\begin{aligned} [\widehat{G}_c, \phi] &= \frac{(-1)^n}{(2n-d)!} \int \int \frac{(\xi\tau)^{2n-d+1} \overline{g_{2n-d}}(\xi\tau)}{|\xi|^{2n}} q_l(\tau) \phi(\xi) d\xi d\tau \\ &= \frac{(-1)^n}{(2n-d)!} \int \left(\int \frac{1}{|\xi|^{2n}} (\xi\tau)^{2n-d+1} \overline{g_{2n-d}}(\xi\tau) \phi(\xi) d\xi \right) q_l(\tau) d\tau. \end{aligned} \tag{6.95}$$

Observe that for all $\tau \neq 0$, $\phi \in S_{0,d-1}$ implies $(\xi\tau)^{2n-d+1} \overline{g_{2n-d}}(\xi\tau) \phi(\xi) \in S_{0,2n}$ and so from part 1 of Lemma 272,

$$\begin{aligned} &\int \frac{1}{|\xi|^{2n}} (\xi\tau)^{2n-d+1} \overline{g_{2n-d}}(\xi\tau) \phi(\xi) d\xi \\ &= \frac{1}{c_{n,d}} \left[\widehat{T}_n, (\xi\tau)^{2n-d+1} \overline{g_{2n-d}}(\xi\tau) \phi(\xi) \right] \\ &= \frac{1}{c_{n,d}} \left[T_n, F_\xi \left[(\xi\tau)^{2n-d+1} \overline{g_{2n-d}}(\xi\tau) \phi(\xi) \right] \right] \end{aligned} \tag{6.96}$$

$$\begin{aligned} &= \frac{(-1)^{n-\frac{1}{2}(d-1)}}{c_{n,d}} \int T_n(\zeta) F_\xi \left[\overline{D^{2n-d+1} g_{2n-d}}(\xi\tau) \phi(\xi) \right] (\zeta) d\zeta \\ &= \frac{(-1)^{n-\frac{1}{2}(d-1)}}{c_{n,d}} \int T_n(\zeta) F_\xi \left[\overline{D^{2n-d+1} g_{2n-d}}(\xi\tau) \phi(\xi) \right] (\zeta) d\zeta \\ &= \frac{(-1)^n}{c_{n,d}} \int T_n(\zeta) F_\xi \left[\overline{D^{2n-d+1} g_{2n-d}}(\xi\tau) \phi(\xi) \right] (\zeta) d\zeta \\ &= \frac{(-1)^n}{c_{n,d}} \left[T_n, F_\xi \left[\overline{D^{2n-d+1} g_{2n-d}}(\xi\tau) \phi(\xi) \right] \right] \\ &= \frac{(-1)^n}{c_{n,d}} \left[T_n, F_\xi \left[\overline{D^{2n-d+1} g_{2n-d}}(\xi\tau) \phi(\xi) \right] \right]. \end{aligned} \tag{6.97}$$

Note that since $d \geq 2$, $\phi \in S_{0,d-1}$ implies $\phi \in S_{0,1}$ which was assumed above to prove 6.94. **Note also that it is not sufficient to assume that q has bounded support.**

From part 8 of Lemma 169:

$$\begin{aligned} \widehat{D^{m+1} g_m}(t) &= (-1)^{m+1} \frac{m!}{\sqrt{2\pi}} \left(e^{-it} - \sum_{k \leq m} \frac{(-it)^k}{k!} \right), \quad m \geq 0. \\ &\implies \\ \overline{D^{2n-d+1} g_{2n-d}}(\xi\tau) &= \frac{(2n-d)!}{\sqrt{2\pi}} \left(e^{-i\xi\tau} - \sum_{k \leq 2n-d} \frac{(-i\xi\tau)^k}{k!} \right). \\ \overline{D^{2n-d+1} g_{2n-d}}(\xi\tau) &= \frac{(2n-d)!}{\sqrt{2\pi}} \left(e^{i\xi\tau} - \sum_{k \leq 2n-d} \frac{(i\xi\tau)^k}{k!} \right). \end{aligned}$$

Thus

$$\begin{aligned}
 & F_\xi \left[\overline{D^{2n-d+1} g_{2n-d}}(\xi\tau) \phi(\xi) \right] \\
 &= \frac{(2n-d)!}{\sqrt{2\pi}} F_\xi \left[\left(e^{i\xi\tau} - \sum_{k \leq 2n-d} \frac{(i\xi\tau)^k}{k!} \right) \phi(\xi) \right] \\
 &= \frac{(2n-d)!}{\sqrt{2\pi}} F_\xi \left[e^{i\xi\tau} \phi(\xi) - \sum_{k \leq 2n-d} \frac{1}{k!} (i\xi\tau)^k \phi(\xi) \right] \\
 &= \frac{(2n-d)!}{\sqrt{2\pi}} \left(\widehat{\phi}(\zeta - \tau) - \sum_{k \leq 2n-d} \frac{1}{k!} (-i\tau D)^k \widehat{\phi}(\zeta) \right) \\
 &= \frac{(2n-d)!}{\sqrt{2\pi}} \left(\widehat{\phi}(\zeta - \tau) - \sum_{k \leq 2n-d} \frac{1}{k!} (\tau D)^k \widehat{\phi}(\zeta) \right),
 \end{aligned}$$

and as a consequence 6.97 becomes

$$\begin{aligned}
 & \int \frac{1}{|\xi|^{2n}} (\xi\tau)^{2n-d+1} \overline{g_{2n-d}}(\xi\tau) \phi(\xi) d\xi \\
 &= \frac{(-1)^n}{c_{n,d}} \left[T_n, \frac{(2n-d)!}{\sqrt{2\pi}} \left(\widehat{\phi}(\cdot - \tau) - \sum_{k \leq 2n-d} \frac{1}{k!} (\tau D)^k \widehat{\phi} \right) \right] \\
 &= \frac{(-1)^n (2n-d)!}{c_{n,d} \sqrt{2\pi}} \left[T_n, \widehat{\phi}(\cdot - \tau) - \sum_{k \leq 2n-d} \frac{1}{k!} (\tau D)^k \widehat{\phi} \right] \tag{6.98} \\
 &= \frac{(-1)^n (2n-d)!}{c_{n,d} \sqrt{2\pi}} \left([T_n, \widehat{\phi}(\cdot - \tau)] - \left[T_n, \sum_{k \leq 2n-d} \frac{1}{k!} (\tau D)^k \widehat{\phi} \right] \right) \\
 &= \frac{(-1)^n (2n-d)!}{c_{n,d} \sqrt{2\pi}} \left([T_n(\cdot + \tau), \widehat{\phi}] - \sum_{k \leq 2n-d} \frac{1}{k!} [T_n, (\tau D)^k \widehat{\phi}] \right) \\
 &= \frac{(-1)^n b_{n,k} (2n-d)!}{c_{n,d} \sqrt{2\pi}} \left([T_n(\cdot + \tau), \widehat{\phi}] - \sum_{k \leq 2n-d} \frac{1}{k!} [(\tau D)^k T_n, \widehat{\phi}] \right) \\
 &= \frac{(-1)^n (2n-d)!}{c_{n,d} \sqrt{2\pi}} \left[T_n(\cdot + \tau) - \sum_{k \leq 2n-d} \frac{1}{k!} (\tau D)^k T_n, \widehat{\phi} \right] \\
 &= \frac{(-1)^n (2n-d)!}{c_{n,d} \sqrt{2\pi}} \int \left(T_n(\zeta + \tau) - \sum_{k \leq 2n-d} \frac{1}{k!} (\tau D)^k T_n(\zeta) \right) \widehat{\phi}(\zeta) d\zeta. \tag{6.99}
 \end{aligned}$$

This means 6.95 becomes

$$\begin{aligned}
 & [\widehat{G}_c, \phi] \\
 &= \frac{(-1)^n}{(2n-d)!} \int \left(\int \frac{1}{|\xi|^{2n}} (\xi\tau)^{2n-d+1} \overline{g_{2n-d}}(\xi\tau) \phi(\xi) d\xi \right) q_l(\tau) d\tau \\
 &= \frac{(-1)^n}{(2n-d)!} \int \left(\frac{(-1)^n (2n-d)!}{c_{n,d} \sqrt{2\pi}} \int \left(T_n(\zeta + \tau) - \sum_{k \leq 2n-d} \frac{1}{k!} (\tau D)^k T_n(\zeta) \right) \widehat{\phi}(\zeta) d\zeta \right) q_l(\tau) d\tau \\
 &= \frac{1}{\sqrt{2\pi} c_{n,d}} \int \left(\int \left(T_n(\zeta + \tau) - \sum_{k \leq 2n-d} \frac{1}{k!} (\tau D)^k T_n(\zeta) \right) \widehat{\phi}(\zeta) d\zeta \right) q_l(\tau) d\tau. \tag{6.100}
 \end{aligned}$$

Once again we want to use Fubini's theorem to change the order of integration by showing the integrand is in $L^1(\mathbb{R}^{2d})$. In fact

$$\begin{aligned}
 & \int \int \left| \left(T_n(\zeta + \tau) - \sum_{k \leq 2n-d} \frac{1}{k!} (\tau D)^k T_n(\zeta) \right) \widehat{\phi}(\zeta) \right| d\zeta q_l(\tau) d\tau \\
 & \leq \int \int \left(T_n(\zeta + \tau) - \sum_{k \leq 2n-d} \frac{1}{k!} (\tau D)^k T_n(\zeta) \right) |\widehat{\phi}(\zeta)| d\zeta q_l(\tau) d\tau \\
 & = (-1)^{n-\frac{d-1}{2}} \int \int \left(|\zeta + \tau|^{2n-d} + \sum_{k \leq 2n-d} \frac{1}{k!} |(\tau D)^k |\zeta|^{2n-d}| \right) |\widehat{\phi}(\zeta)| d\zeta q_l(\tau) d\tau \\
 & \leq (-1)^{n-\frac{d-1}{2}} \int \int \left(|\zeta + \tau|^{2n-d} + \sum_{k \leq 2n-d} \frac{|\tau|^k}{k!} |(\widehat{\tau} D)^k |\zeta|^{2n-d}| \right) |\widehat{\phi}(\zeta)| d\zeta q_l(\tau) d\tau \\
 & \text{: part 3 of Lemma 272 } \Rightarrow \\
 & \leq \int \int \left(|\zeta + \tau|^{2n-d} + \sum_{k \leq 2n-d} \frac{|\tau|^k}{k!} c'_k |\zeta|^{2n-d-k} \right) |\widehat{\phi}(\zeta)| d\zeta q_l(\tau) d\tau \\
 & \leq \int \left(\int |\zeta + \tau|^{2n-d} |\widehat{\phi}(\zeta)| d\zeta \right) q_l(\tau) d\tau + \\
 & \quad + \sum_{k \leq 2n-d} \frac{c'_k}{k!} \left(\int |\zeta|^{2n-d-k} |\widehat{\phi}(\zeta)| d\zeta \right) \int |\tau|^k q_l(\tau) d\tau \\
 & < \infty.
 \end{aligned} \tag{6.101}$$

Thus we can apply Fubini's and reverse the order of integration in 6.100 to get

$$\begin{aligned}
 & [\widehat{G}_c, \phi] \\
 & = \frac{1}{\sqrt{2\pi}} \frac{1}{c_{n,d}} \int \left(\int \left(T_n(\zeta + \tau) - \sum_{k \leq 2n-d} \frac{1}{k!} (\tau D)^k T_n(\zeta) \right) \widehat{\phi}(\zeta) d\zeta \right) q_l(\tau) d\tau \\
 & = \frac{1}{\sqrt{2\pi}} \frac{1}{c_{n,d}} \int \int \left(T_n(\zeta + \tau) - \sum_{k \leq 2n-d} \frac{1}{k!} (\tau D)^k T_n(\zeta) \right) q_l(\tau) d\tau \widehat{\phi}(\zeta) d\zeta,
 \end{aligned}$$

and so

$$[G_c, \widehat{\phi}] = \frac{1}{\sqrt{2\pi}} \frac{1}{c_{n,d}} \int \int \left(T_n(\zeta + \tau) - \sum_{k \leq 2n-d} \frac{1}{k!} (\tau D)^k T_n(\zeta) \right) q_l(\tau) d\tau \widehat{\phi}(\zeta) d\zeta$$

for all $\phi \in \mathcal{S}_{\emptyset, d-1}$. Part 3 of Theorem 422 now implies that

$$G_c(\zeta) = \frac{1}{\sqrt{2\pi}} \frac{1}{c_{n,d}} \int \left(T_n(\zeta + \tau) - \sum_{k \leq 2n-d} \frac{1}{k!} (\tau D)^k T_n(\zeta) \right) q_l(\tau) d\tau + p_c(\zeta),$$

for some polynomial p_c with $\deg p_c \leq d - 2$.

If we can show that

$$\lim_{|\zeta| \rightarrow \infty} \int \left(T_n(\zeta + \tau) - \sum_{k \leq 2n-d} \frac{1}{k!} (\tau D_\zeta)^k T_n(\zeta) \right) q_l(\tau) d\tau = 0,$$

then $G_c(\infty) = 0$ implies the polynomial p_c is zero.

Thus we have proven:

Theorem 283 Suppose q, n and l define a multivariate central difference weight function introduced in Definition 268. Then if q_l is defined by 6.92, the basis function is given by

$$G_c(\zeta) = \frac{1}{\sqrt{2\pi}} \frac{1}{c_{n,d}} \int \left(T_n(\zeta + \tau) - \sum_{k \leq 2n-d} \frac{1}{k!} (\tau D_\zeta)^k T_n(\zeta) \right) q_l(\tau) d\tau + p_c(\zeta), \quad (6.102)$$

where $c_{n,d}$ is given by Lemma 273 and p_c is a unique polynomial with $\deg p_c \leq d-2$.
Further

$$G_c(\zeta) = \frac{1}{\sqrt{2\pi}} \frac{1}{c_{n,d}} \frac{1}{(2n-d)!} \int \left(\int_0^1 g_{2n-d}(s) \left((\widehat{\tau}D)^{2n-d+1} T_n \right) (\zeta + s\tau) ds \right) |\tau|^{2n-d+1} q_l(\tau) d\tau + p_c(\zeta). \quad (6.103)$$

Proof. The proof of 6.102 precedes the statement of this theorem. It remains to prove 6.103.

From Lemma 174: Since $D^\alpha T_n \in L_{loc}^1$ for $|\alpha| \leq 2n-d+1$, in the sense of distributions

$$T_n(\zeta + \tau) - \sum_{k \leq 2n-d} \frac{(\tau D)^k}{k!} T_n(\zeta) = \frac{1}{(2n-d)!} \int_0^1 g_{2n-d}(s) \left((\tau D)^{2n-d+1} T_n \right) (\zeta + s\tau) ds.$$

Thus 6.102 becomes

$$\begin{aligned} G_c(\zeta) &= \frac{1}{\sqrt{2\pi}} \frac{1}{c_{n,d}} \frac{1}{(2n-d)!} \int \left(\int_0^1 g_{2n-d}(s) \left((\tau D)^{2n-d+1} T_n \right) (\zeta + s\tau) ds \right) q_l(\tau) d\tau + p_c(\zeta) \\ &= \frac{1}{\sqrt{2\pi}} \frac{1}{c_{n,d}} \frac{1}{(2n-d)!} \int \left(\int_0^1 g_{2n-d}(s) \left((\widehat{\tau}D)^{2n-d+1} T_n \right) (\zeta + s\tau) ds \right) |\tau|^{2n-d+1} q_l(\tau) d\tau + p_c(\zeta), \end{aligned}$$

as claimed. ■

Remark 284 Compare this result with Theorem 274 above.

Remark 285 ?? To calculate the constant try $\zeta = t\mathbf{1}$. USE 6.73. Use techniques used to derive Theorem 276.
SEE CALCULATIONS IN THE ... 2014-01-09 DOCUMENT.

Remark 286 Perhaps Section **Sect.invers.Fourier** of the positive order document might have useful results. The equation 6.100 can be written in terms of the translation operator and the operator $\mathcal{Q}_{0,2n-d}$.

From 6.95 and 6.98: if $\phi \in S_{0,d-1}$ then

$$\left[\widehat{G_c}, \phi \right] = \frac{1}{c_{n,d} \sqrt{2\pi}} \int \left[T_n, \widehat{\phi}(\cdot - \tau) - \sum_{k \leq 2n-d} \frac{1}{k!} (\tau D)^k \widehat{\phi} \right] q_l(\tau) d\tau.$$

6.6 ??? Characterizing the data space locally - unfinished

In this section I have **made a start** at characterizing the data space locally. This is by analogy with the results of Section 2.9. Indeed, from 2.103 the tensor product central difference operator satisfies

$$\|\delta_{21}^{2l} f\|_{w_{s,0}} \leq 4^{ld} \|D^{n1} f\|_2 \leq 4^{ld} \|f\|_{W^{n1}}.$$

Here the multivariate central difference operator satisfies

$$\begin{aligned} w_c(\xi) &= \frac{|\xi|^{2n}}{\Delta_{2l} \widehat{q}(\xi)}, \\ \|\delta_{21}^{2l} f\|_{w_c,0}^2 &= \int w_c \left| \widehat{\delta_{21}^{2l} f} \right|^2 = \int \frac{|\cdot|^{2n}}{\Delta_{2l} \widehat{q}} \left| \widehat{\delta_{21}^{2l} f} \right|^2. \end{aligned}$$

But

$$\begin{aligned}\delta_{2\mathbf{1}}f(x) &= f\left(x + \frac{2}{2}\mathbf{1}\right) - f\left(x - \frac{2}{2}\mathbf{1}\right) = f(x+1) - f(x-1) \implies \\ \widehat{\delta_{2\mathbf{1}}}f(\xi) &= (e^{i\mathbf{1}\xi} - e^{-i\mathbf{1}\xi})\widehat{f}(\xi) = 2i \sin \mathbf{1}\xi \widehat{f}(\xi) \implies \\ \widehat{\delta_{2\mathbf{1}}^{2l}}f(\xi) &= (-1)^l 2^{2l} \sin^{2l} \mathbf{1}\xi \widehat{f}(\xi),\end{aligned}$$

$$\begin{aligned}\|\delta_{2\mathbf{1}}^{2l}f\|_{w_c,0}^2 &= \int w_c(\xi) 2^{4l} \sin^{4l} \mathbf{1}\xi \left|\widehat{f}(\xi)\right|^2 d\xi \\ &= 2^{4l} \int w_c(\xi) \frac{\sin^{4l} \mathbf{1}\xi}{|\xi|^{2n}} |\xi|^{2n} \left|\widehat{f}(\xi)\right|^2 d\xi \\ &\leq 2^{4l} \left\|w_c(\xi) \frac{\sin^{4l} \mathbf{1}\xi}{|\xi|^{2n}}\right\|_{\infty} \int |\xi|^{2n} \left|\widehat{f}(\xi)\right|^2 d\xi \\ &= 2^{4l} \left\|w_c(\xi) \frac{\sin^{4l} \mathbf{1}\xi}{|\xi|^{2n}}\right\|_{\infty} \sum_{|\alpha|=n} \frac{1}{\alpha!} \int \left|\widehat{D^\alpha f}\right|^2.\end{aligned}$$

Also

$$\begin{aligned}\|\delta_{2\mathbf{1}}^{2l}f\|_{w_c,0}^2 &= \int w_c(\xi) 2^{4l} \sin^{4l} \mathbf{1}\xi \left|\widehat{f}(\xi)\right|^2 d\xi \\ &= 2^{4l} \int_{|\xi| \leq r} w_c(\xi) \sin^{4l} \mathbf{1}\xi \left|\widehat{f}(\xi)\right|^2 d\xi + 2^{4l} \int_{|\xi| \geq r} w_c(\xi) \sin^{4l} \mathbf{1}\xi \left|\widehat{f}(\xi)\right|^2 d\xi \\ &\leq \int_{|\xi| \leq r} w_c(\xi) |\mathbf{1}\xi|^{4l} \left|\widehat{f}(\xi)\right|^2 d\xi + \int_{|\xi| \geq r} \frac{w_c(\xi)}{|\xi|^{2n}} |\xi|^{2n} \left|\widehat{f}(\xi)\right|^2 d\xi \\ &\leq |\mathbf{1}|^{4l} \int_{|\xi| \leq r} w_c(\xi) |\xi|^{4l} \left|\widehat{f}(\xi)\right|^2 d\xi + \int_{|\xi| \geq r} \frac{w_c(\xi)}{|\xi|^{2n}} |\xi|^{2n} \left|\widehat{f}(\xi)\right|^2 d\xi \\ &\leq \left(d^{2l} \max_{B_r} w_c |\cdot|^{4l}\right) \int_{|\cdot| \leq r} \left|\widehat{f}\right|^2 + \left(\max_{B_r^c} \frac{w_c}{|\cdot|^{2n}}\right) \int_{|\cdot| \geq r} |\cdot|^{2n} \left|\widehat{f}\right|^2 \\ &\leq \left(d^{2l} \max_{B_r} w_c |\cdot|^{4l}\right) \int \left|\widehat{f}\right|^2 + \left(\max_{B_r^c} \frac{w_c}{|\cdot|^{2n}}\right) \int |\cdot|^{2n} \left|\widehat{f}\right|^2 \\ &\leq \max \left\{ d^{2l} \max_{B_r} w_c |\cdot|^{4l}, \max_{B_r^c} \frac{w_c}{|\cdot|^{2n}} \right\} \int (1 + |\cdot|^2)^n \left|\widehat{f}\right|^2 \\ &= \max \left\{ d^{2l} \max_{B_r} w_c |\cdot|^{4l}, \max_{B_r^c} \frac{w_c}{|\cdot|^{2n}} \right\} \|f\|_{W^n}^2.\end{aligned}$$

If q is radial then \widehat{q} is radial and we can expand \widehat{q} about the origin using Theorem 690 and obtain a remainder containing the factor $|\cdot|^{2n}$.

7

The Exact smoother

7.1 Introduction

We call this well-known basis function smoother the **Exact smoother** because the smoother studied in the next chapter approximates it. We will assume the **basis function is real-valued** and that the **weight function has property W02**. The Exact smoother minimizes the functional

$$\rho \|f\|_{w,0}^2 + \frac{1}{N} \sum_{i=1}^N \left| f(x^{(i)}) - y_i \right|^2, \quad f \in X_w^0,$$

over the data (function) space X_w^0 where $\rho > 0$ is termed the smoothing coefficient. It is shown that this problem, like the interpolation problem, has a unique basis function solution in the space $W_{G,X}$. The finite dimensionality of the solution allows us to derive matrix equations for the coefficients α_i of the data-translated basis functions.

Following the example of the interpolation semi-inner product $(f - \mathcal{I}_X f, g)_{w,0}$ of Definition 110 of 2 and it's sequel I will define the semi-inner product $(\mathcal{S}_X f, g)_{w,0}$ and inner product $(f - \mathcal{S}_X f, g)_{w,0}$ and use these to study the value and the error of the Exact smoother respectively. These expressions are useful because $(\mathcal{S}_X f, R_x)_{w,0} = (\mathcal{S}_X f)(x)$ and $(f - \mathcal{S}_X f, R_x)_{w,0} = (f - \mathcal{S}_X f)(x)$ and because of the power of Hilbert space theory. An outcome of this approach are the general Exact smoother bounds 7.15 and the convergence estimates of Corollary 310.

Then using these estimates three estimates are derived for the order of the pointwise error of the Exact smoother w.r.t. its data function: Types 1 and 2 estimates and the distribution Taylor series estimates do not assume unisolvent X data and one does. When $\rho = 0$ these estimates correspond to interpolation results of Section 2.6 and the Exact smoother convergence orders and the constants are the same as those for the interpolation case which are given in the interpolation tables 1, 2, 3 and 6.

Type 1 error estimates When the weight function has property W02 for $\kappa \geq 0$ it is assumed that the basis function satisfies an inequality of the form 1 and that the data region is a closed bounded infinite set K . In this case it is shown in Corollary 312 that the Exact smoother s_e of the data function f satisfies the error estimate

$$|f(x) - s_e(x)| \leq \|f\|_{w,0} \left(\sqrt{\rho N} + k_G (h_{X,K})^s \right), \quad x \in K,$$

when $h_{X,K} = \sup_{x \in K} \text{dist}(x, X) \leq h_G$ and $k_G = (2\pi)^{-d/4} \sqrt{2C_G}$.

Type 2 error estimates If it is only assumed that $\kappa \geq 1$ then it is shown in Theorem 315 that

$$|f(x) - s_e(x)| \leq \|f\|_{w,0} \left(\sqrt{\rho N} + k_G h_{X,K} \right), \quad x \in K,$$

when $h_{X,K} < \infty$ and $k_G = (2\pi)^{-d/4} \sqrt{-\left(|D|^2 G\right)(0)}\sqrt{d}$.

Error estimates using Taylor series and unisolvency Suppose the weight function has property W02 for some parameter $\kappa \geq 1$ and X is contained in a bounded data region Ω . For sufficiently dense data each sufficiently small ball contains a minimal unisolvent subset of X of order $\lfloor \kappa \rfloor$. Then using results from the Lagrange theory of Lagrange interpolation we show in Theorem 3.19 that there exist constants $K'_{\Omega,m}, k_G > 0$ such that

$$|f(x) - s_\epsilon(x)| \leq \|f\|_{w,0} \left(K'_{\Omega,m} \sqrt{\rho N} + k_G (h_{X,\Omega})^{\lfloor \kappa \rfloor} \right), \quad x \in \bar{\Omega},$$

when $h_{X,\Omega} = \sup_{x \in \Omega} \text{dist}(x, X) \leq h_G$.

These theoretical results will be illustrated using the weight function examples from the interpolation chapter, namely the radial **shifted thin-plate splines**, **Gaussian and Sobolev splines** and the tensor product **extended B-splines**. We will also use the **central difference** weight functions from Chapter 5.

Numerical results are only presented for the Type 1 and Type 2 estimates. Numeric experiments are carried out using the same 1-dimensional B-splines and data functions that were used for the interpolants. We restrict ourselves to one dimension so that the data density parameters $h_{X,\Omega}$ and $h_{X,K}$ can be easily calculated. Also note that in one dimension equation 2.49 implies that any set of m distinct points is m -unisolvent.

No numerical experiments will be carried out for the unisolvent data case because I did not want to numerically estimate the parameters related to the Lagrange polynomial interpolation. However satisfactory easy estimates **may** be possible.

7.2 The Exact Smoothing problem

The Exact smoothing problem will be defined as a variational minimization problem within the space of continuous functions X_w^0 . The functional is constructed using a real smoothing parameter $\rho > 0$ and a set of distinct scattered data points $\{(x^{(k)}, y_k)\}_{k=1}^N$, $x^{(k)} \in \mathbb{R}^d$ and $y_k \in \mathbb{C}$. The functional to be minimized is

$$J_e[f] = \rho \|f\|_{w,0}^2 + \frac{1}{N} \sum_{k=1}^N |f(x^{(k)}) - y_k|^2, \quad f \in X_w^0. \tag{7.1}$$

The independent data will be specified by $X = (x^{(k)})_{k=1}^N$ and the dependent data by $y = (y_k)_{k=1}^N$. The Exact smoothing problem is now stated as:

The Exact smoothing problem	(7.2)
Minimize the smoothing functional $J_e[f]$ for $f \in X_w^0$.	

Here the first component of the functional $\rho \|f\|_{w,0}^2$ is the **global smoothing component** and the second component is the **localizing least squares component**. As $\rho \rightarrow 0^+$ it will be shown that the matrix equation representing this problem becomes that of the minimal norm interpolation problem 2.4. As the value of ρ increases numerical experiments show the degree of smoothing increases and the correlation between data and the smoothing function decreases.

Using Hilbert space techniques I will now do the following:

1. Show there exists a unique Exact smoother.
2. Show the smoother is a basis function smoother i.e. show that it lies in $W_{G,X}$.
3. Construct a matrix equation for the coefficients of the data-translated basis functions $G(\cdot - x^{(k)})$.

The proofs will be carried out within a Hilbert space framework by formulating the smoothing functional J_e in terms of a norm $\|\cdot\|_V$ on the Hilbert product space $V = X_w^0 \otimes \mathbb{C}^N$. To this end I first introduce the following definitions.

Definition 287 *The space V and the operator \mathcal{L}_X*

1. Let $V = X_w^0 \otimes \mathbb{C}^N$ be the Hilbert product space with norm $\|\cdot\|_V$ and inner product $(\cdot, \cdot)_V$ given by

$$((u_1, u_2), (v_1, v_2))_V = \rho (u_1, v_1)_{w,0} + \frac{1}{N} (u_2, v_2)_{\mathbb{C}^N}.$$

2. Let the operator $\mathcal{L}_X : X_w^0 \rightarrow V$ be defined by $\mathcal{L}_X f = (f, \tilde{\mathcal{E}}_X f)$ where $\tilde{\mathcal{E}}_X$ is the vector-valued evaluation operator $\tilde{\mathcal{E}}_X f = (f(x^{(k)}))$ of Definition 96.

Remark 288

1. The definitions above were constructed so I have the following result: If $y = (y_i)$ is the (complex) dependent data given in the smoothing problem and if I let $\varsigma = (0, y)$ then for $f \in X_w^0$ the Exact smoothing functional can be rewritten in terms of the norm $\|\cdot\|_V$ as

$$J_e[f] = \rho \|f\|_{w,0}^2 + \frac{1}{N} \left| \tilde{\mathcal{E}}_X f - y \right|_{\mathbb{C}^N}^2 = \left\| (f, \tilde{\mathcal{E}}_X f - y) \right\|_V^2 = \left\| (f, \tilde{\mathcal{E}}_X f) - (0, y) \right\|_V^2 = \|\mathcal{L}_X f - \varsigma\|_V^2.$$

The Exact smoother is now the (unique) orthogonal projection of the constant $(0, y)$ onto the infinite dimensional subspace $\mathcal{L}_X(X_w^0)$.

2. ??? **IDEA** Suppose $\Theta_X = (\Theta_{x^{(i)}})_{i=1}^N \subset X_{1/w}^0 \simeq (X_w^0)'$. Reformulate \mathcal{L}_X as

$$\mathcal{L}_X f = (f, \Theta_X f).$$

I will need the following properties of the operators \mathcal{L}_X , \mathcal{L}_X^* and $\mathcal{L}_X^* \mathcal{L}_X$.

Theorem 289 *The operator \mathcal{L}_X has the following properties:*

1. $\|\mathcal{L}_X f\|_V$ and $\|f\|_{w,0}$ are equivalent norms on X_w^0 .
 2. $\mathcal{L}_X : X_w^0 \rightarrow V$ is continuous, 1-1 and has closed range. ?? FINISH PROOF! In fact,

$$\text{range } \mathcal{L}_X = (W_{G,X}^\perp \otimes \{\mathbf{0}\}) + \{(I_X \alpha, \alpha) : \alpha \in \mathbb{C}^N\}.$$

3. $\mathcal{L}_X^* : V \rightarrow X_w^0$ and if $u = (u_1, u_2) \in V$ then

$$\mathcal{L}_X^* u = \rho u_1 + \frac{1}{N} \tilde{\mathcal{E}}_X^* u_2.$$

4. $\mathcal{L}_X^* \mathcal{L}_X : X_w^0 \rightarrow X_w^0$ and $\mathcal{L}_X^* \mathcal{L}_X : W_{G,X} \rightarrow W_{G,X}$ and

$$\mathcal{L}_X^* \mathcal{L}_X = \rho I + \frac{1}{N} \tilde{\mathcal{E}}_X^* \tilde{\mathcal{E}}_X.$$

5. $\mathcal{L}_X^* \mathcal{L}_X$ is continuous and 1-1 on X_w^0 .

Proof. Part 1 By part 3 of Theorem 97, $\|\tilde{\mathcal{E}}_X\| = \|R_{X,X}\|$ so

$$\begin{aligned} \|\mathcal{L}_X f\|_V^2 &= \left\| (f, \tilde{\mathcal{E}}_X f) \right\|_V^2 = \rho \|f\|_{w,0}^2 + \frac{1}{N} \left| \tilde{\mathcal{E}}_X f \right|_{\mathbb{C}^N}^2 \leq \rho \|f\|_{w,0}^2 + \frac{1}{N} \|R_{X,X}\|^2 \|f\|_{w,0}^2 \\ &= \left(\rho + \frac{1}{N} \|R_{X,X}\|^2 \right) \|f\|_{w,0}^2. \end{aligned}$$

Further, since $\rho > 0$

$$\|f\|_{w,0}^2 \leq \left(\min \left\{ \rho, \frac{1}{N} \right\} \right)^{-1} \left(\rho \|f\|_{w,0}^2 + \frac{1}{N} \left| \tilde{\mathcal{E}}_X f \right|_{\mathbb{C}^N}^2 \right) = \left(\min \left\{ \rho, \frac{1}{N} \right\} \right)^{-1} \|\mathcal{L}_X f\|_V^2.$$

Part 2 $\mathcal{L}_X : X_w^0 \rightarrow V$ is continuous since $\tilde{\mathcal{E}}_X$ is continuous by part 1 of Theorem 97. From part 1 there exists a constant C_1 such that $\|f\|_{w,0} \leq C_1 \|\mathcal{L}_X f\|_V$ and hence the range of \mathcal{L}_X is closed and \mathcal{L}_X is 1-1. ?? **FINISH proof!**

Part 3 Since \mathcal{L}_X is a continuous operator the adjoint $\mathcal{L}_X^* : V \rightarrow X_w^0$ exists and is continuous. Further, if $f \in X_w^0$ and $u = (u_1, u_2) \in V$

$$\begin{aligned} (\mathcal{L}_X f, u)_V &= \left((f, \tilde{\mathcal{E}}_X f), (u_1, u_2) \right)_V = \rho (f, u_1)_{w,0} + \frac{1}{N} (\tilde{\mathcal{E}}_X f, u_2) \\ &= \rho (f, u_1)_{w,0} + \frac{1}{N} (f, \tilde{\mathcal{E}}_X^* u_2)_{w,0} \\ &= \left(f, \rho u_1 + \frac{1}{N} \tilde{\mathcal{E}}_X^* u_2 \right)_{w,0}. \end{aligned}$$

Hence $\mathcal{L}_X^* u = \rho u_1 + \frac{1}{N} \tilde{\mathcal{E}}_X^* u_2$, where $u = (u_1, u_2) \in V$.

Part 4 If $f \in X_w^0$ then

$$\mathcal{L}_X^* \mathcal{L}_X f = \rho (\mathcal{L}_X f)_1 + \frac{1}{N} \tilde{\mathcal{E}}_X^* (\mathcal{L}_X f)_2 = \rho (f, \tilde{\mathcal{E}}_X f)_1 + \frac{1}{N} \tilde{\mathcal{E}}_X^* (f, \tilde{\mathcal{E}}_X f)_2 = \rho f + \frac{1}{N} \tilde{\mathcal{E}}_X^* \tilde{\mathcal{E}}_X f.$$

By part 2 of Theorem 97 $\tilde{\mathcal{E}}_X^* : \mathbb{C}^N \rightarrow W_{G,X}$ and it follows that $\mathcal{L}_X^* \mathcal{L}_X : X_w^0 \rightarrow X_w^0$ and $\mathcal{L}_X^* \mathcal{L}_X : W_{G,X} \rightarrow W_{G,X}$.

Part 5 Clearly $\mathcal{L}_X^* \mathcal{L}_X$ is continuous. Now suppose $\mathcal{L}_X^* \mathcal{L}_X f = 0$ for $f \in X_w^0$. Then

$$0 = (\mathcal{L}_X^* \mathcal{L}_X f, f)_{w,0} = (\mathcal{L}_X f, \mathcal{L}_X f)_{w,0} = \|\mathcal{L}_X f\|_V^2,$$

so that $\mathcal{L}_X f = 0$ and hence $f = 0$ since \mathcal{L}_X is 1-1 by part 2. Therefore $\mathcal{L}_X^* \mathcal{L}_X$ is 1-1. ■

I next show that the Exact smoother, like the minimum norm interpolant of Chapter 2, has the nice property of being in the N-dimensional basis function space

$$W_{G,X} = \left\{ \sum_{i=1}^N \alpha_i G(\cdot - x^{(i)}) : \alpha_i \in \mathbb{C} \right\},$$

introduced in Definition 91. It was shown in Theorem 90 that the data-translated functions $G(\cdot - x^{(i)})$ are linearly independent so $\dim W_{G,X} = N$.

Theorem 290 Fix $y \in \mathbb{C}^N$ and let $\varsigma = (0, y) \in V$. Then there exists a unique solution to the Exact smoothing problem 7.2 in X_w^0 . Denote this solution by s_e . This solution has the following properties:

1. $\|\mathcal{L}_X s_e - \varsigma\|_V < \|\mathcal{L}_X f - \varsigma\|_V$, for all $f \in X_w^0 - \{s_e\}$.
2. $(\mathcal{L}_X s_e - \varsigma, \mathcal{L}_X (s_e - f))_V = 0$, for all $f \in X_w^0$.
3. $\|\mathcal{L}_X s_e - \varsigma\|_V^2 + \|\mathcal{L}_X (s_e - f)\|_V^2 = \|\mathcal{L}_X f - \varsigma\|_V^2$, for all $f \in X_w^0$.

The last equality is equivalent to the equality of part 2.

4. $s_e = \frac{1}{N} (\mathcal{L}_X^* \mathcal{L}_X)^{-1} \tilde{\mathcal{E}}_X^* y$.
5. $s_e \in W_{G,X}$ and

$$s_e = \frac{1}{\rho N} \sum_{k=1}^N (y_k - s_e(x^{(k)})) R_{x^{(k)}}. \tag{7.3}$$

Proof. Parts 1, 2, 3 Because $\mathcal{L}_X(X_w^0)$ is closed it is well known there exists a unique element s_e of the hyperplane $\mathcal{L}_X(X_w^0)$ which minimizes the distance between the hyperplane $\mathcal{L}_X(X_w^0)$ and the point ς . From simple geometric considerations it follows that s_e satisfies conditions 1, 2 and 3 of this theorem.

Part 4 From part 2

$$0 = (\mathcal{L}_X s_e - \varsigma, \mathcal{L}_X s_e - \mathcal{L}_X f)_V = (\mathcal{L}_X s_e - \varsigma, \mathcal{L}_X (s_e - f))_V = (\mathcal{L}_X^* (\mathcal{L}_X s_e - \varsigma), s_e - f)_{w,0},$$

for all $f \in X_w^0$. Thus

$$\mathcal{L}_X^* (\mathcal{L}_X s_e - \varsigma) = 0. \quad (7.4)$$

Hence

$$\mathcal{L}_X^* \mathcal{L}_X s_e = \mathcal{L}_X^* \varsigma = \mathcal{L}_X^* (0, y) = \frac{1}{N} \tilde{\mathcal{E}}_X^* y,$$

and since by part 5 Theorem 289 $\mathcal{L}_X^* \mathcal{L}_X$ is one-to-one, it follows that $\mathcal{L}_X^* \mathcal{L}_X$ has an inverse and so $s_e = \frac{1}{N} (\mathcal{L}_X^* \mathcal{L}_X)^{-1} \tilde{\mathcal{E}}_X^* y$.

Part 5 Starting with equation 7.4

$$\begin{aligned} 0 &= \mathcal{L}_X^* (\mathcal{L}_X s_e - \varsigma) = \mathcal{L}_X^* \mathcal{L}_X s_e - \frac{1}{N} \tilde{\mathcal{E}}_X^* y = \rho s_e + \frac{1}{N} \tilde{\mathcal{E}}_X^* \tilde{\mathcal{E}}_X s_e - \frac{1}{N} \tilde{\mathcal{E}}_X^* y \\ &= \rho s_e + \frac{1}{N} \tilde{\mathcal{E}}_X^* (\tilde{\mathcal{E}}_X s_e - y) \\ &= \rho s_e - \frac{1}{N} \sum_{k=1}^N (s_e(x^{(k)}) - y_k) R_{x^{(k)}}, \end{aligned}$$

which proves 7.3. Finally, since $R_{x^{(k)}} = (2\pi)^{-d/2} G(\cdot - x^{(k)})$ we have $s_e \in W_{G,X}$. ■

In a manner analogous to the case of the minimal norm interpolant, part 4 of the last theorem allows the definition of a mapping between a data function and its corresponding Exact smoother.

Definition 291 *Data functions and the Exact smoother operator* $\mathcal{S}_X : X_w^0 \rightarrow W_{G,X}$.

Given an independent data set X , I shall assume that each member of X_w^0 can act as a legitimate data function g and generate the data vector $\tilde{\mathcal{E}}_X g$ - see item 4 of Section 7.8.

The equation of part 4 of Theorem 290 enables us to define the continuous linear mapping $\mathcal{S}_X : X_w^0 \rightarrow W_{G,X}$ from the data functions to the corresponding Exact smoother given by

$$\mathcal{S}_X g = \frac{1}{N} (\mathcal{L}_X^* \mathcal{L}_X)^{-1} \tilde{\mathcal{E}}_X^* \tilde{\mathcal{E}}_X g, \quad g \in X_w^0. \quad (7.5)$$

It was shown in Theorem 289 that $\mathcal{L}_X^* \mathcal{L}_X : X_w^0 \rightarrow X_w^0$ is continuous and 1-1. I now prove $\mathcal{L}_X^* \mathcal{L}_X$ is onto and hence a homeomorphism. I also prove some important properties of the Exact smoother mapping \mathcal{S}_X .

Corollary 292 $\mathcal{L}_X^* \mathcal{L}_X : X_w^0 \rightarrow X_w^0$ is a homeomorphism and $\mathcal{L}_X^* \mathcal{L}_X : W_{G,X} \rightarrow W_{G,X}$ is a homeomorphism.

Regarding the properties of \mathcal{S}_X :

1. $\mathcal{S}_X g = g - \rho (\mathcal{L}_X^* \mathcal{L}_X)^{-1} g, \quad g \in X_w^0,$
2. \mathcal{S}_X is continuous but not a projection,
3. $\mathcal{S}_X : X_w^0 \rightarrow W_{G,X}$ is onto,
4. $\text{null } \mathcal{S}_X = W_{G,X}^\perp,$
5. \mathcal{S}_X is self-adjoint.

Proof. Suppose $g \in X_w^0$ and let $s_e = \mathcal{S}_X g$. From part 5 of Theorem 289 I know that $\mathcal{L}_X^* \mathcal{L}_X$ is 1-1. From part 4 of Theorem 290 $\mathcal{L}_X^* \mathcal{L}_X s_e = \frac{1}{N} \tilde{\mathcal{E}}_X^* \tilde{\mathcal{E}}_X g$ and from part 4 of Theorem 289, $\mathcal{L}_X^* \mathcal{L}_X g = \rho g + \frac{1}{N} \tilde{\mathcal{E}}_X^* \tilde{\mathcal{E}}_X g$ so that $\mathcal{L}_X^* \mathcal{L}_X g = \rho g + \mathcal{L}_X^* \mathcal{L}_X s_e$. Clearly this equation implies part 1 and the equation

$$g = \mathcal{L}_X^* \mathcal{L}_X \left(\frac{g - s_e}{\rho} \right), \quad g \in X_w^0. \quad (7.6)$$

This latter equation proves $g \in \text{range } \mathcal{L}_X^* \mathcal{L}_X$. Thus $\mathcal{L}_X^* \mathcal{L}_X : X_w^0 \rightarrow X_w^0$ is onto and by the Open Mapping theorem $\mathcal{L}_X^* \mathcal{L}_X$ is a homeomorphism. If $g \in W_{G,X}$ then 7.6 implies $\mathcal{L}_X^* \mathcal{L}_X : W_{G,X} \rightarrow W_{G,X}$ is onto and so $\mathcal{L}_X^* \mathcal{L}_X : W_{G,X} \rightarrow W_{G,X}$ is also a homeomorphism. This fact and part 1 clearly imply that \mathcal{S}_X is not a projection.

Further, in Theorem 97 it was shown that $\tilde{\mathcal{E}}_X^* \tilde{\mathcal{E}}_X : X_w^0 \rightarrow W_{G,X}$ is onto and $\text{null } \tilde{\mathcal{E}}_X^* \tilde{\mathcal{E}}_X = W_{G,X}^\perp$. The stated properties of \mathcal{S}_X now follow from 7.5 and the fact that $\tilde{\mathcal{E}}_X^* \tilde{\mathcal{E}}_X$ and $\mathcal{L}_X^* \mathcal{L}_X$ are self-adjoint. ■

Remark 293 Another smoothing problem *The Exact smoothing functional used in this document is different from that used in Narcowich, Ward and Wendland [46]. They minimize the functional*

$$J'_e[f] = \rho \|f\|_{w,0}^2 + \sum_{k=1}^N \left| f(x^{(k)}) - y_k \right|^2, \quad f \in X_w^0.$$

The independent data will be specified by $X = (x^{(k)})_{k=1}^N$ and the dependent data by $y = (y_k)_{k=1}^N$. The smoothing problem is now stated as:

Another smoothing problem
Minimize the smoothing functional $J'_e[f]$ for $f \in X_w^0$.

Since

$$J'_e[f] = N \left(\rho' \|f\|_{w,0}^2 + \frac{1}{N} \sum_{k=1}^N \left| f(x^{(k)}) - y_k \right|^2 \right), \quad \rho' = \frac{\rho}{N},$$

it is clear that the solution to this problem is the solution to the Exact smoothing problem with smoothing parameter $\rho' = \frac{\rho}{N}$. This eliminates the very unpleasant factor \sqrt{N} in the smoother errors derived below in this chapter! Things look much better.

7.3 Matrix equations for the Exact smoother

Part 5 of Theorem 290 means that the Exact smoother lies in the finite dimensional space $W_{G,X}$ and this enables matrix equations to be derived for the coefficients of the *data-translated* basis functions $G(x - x^{(k)})$. These matrix equations can be written in terms of the *basis function matrix* $G_{X,X} = (G(x^{(i)} - x^{(j)}))$ or the *reproducing kernel matrix* $R_{X,X} = (R_{x^{(j)}}(x^{(i)}))$ where $R_{X,X} = (2\pi)^{-\frac{d}{2}} G_{X,X}$. The relevant properties of $G_{X,X}$ and $R_{X,X}$ were noted in the Introduction to this paper. $R_y(x) \neq G(x - y)$ because the Fourier transform I have selected is $\hat{f}(\xi) = (2\pi)^{-d/2} \int e^{-ix\xi} f(x) dx$. For numeric algorithms the use of $G_{X,X}$ might be preferred because G is specified directly and for analysis the use of $R_{X,X}$ may be preferred because of the analytic properties of R_x .

Theorem 294 *Fix $y \in \mathbb{C}^N$ and let $\varsigma = (0, y) \in V$. Then by Theorem 290 there exists a unique solution to the Exact smoothing problem. I denote this solution by s and note that here, and in the sequel, I will sometimes use the more compact notation $s_X = \tilde{\mathcal{E}}_X s$. The solution s has the following properties:*

1. s_X satisfies the matrix equation

$$(N\rho I + R_{X,X}) s_X = R_{X,X} y, \tag{7.7}$$

where $R_{X,X} = (2\pi)^{-\frac{d}{2}} G_{X,X}$.

2. The matrix $N\rho I + R_{X,X}$ is real, symmetric, positive definite over \mathbb{C}^N and regular.

3. $s(x) = \sum_{k=1}^N \alpha_k R_{x^{(k)}}(x)$ where $\alpha = (\alpha_k)$ satisfies

$$(N\rho I + R_{X,X}) \alpha = y, \tag{7.8}$$

and $\alpha = \frac{1}{N\rho} (y - s_X)$ when $\rho > 0$.

The next part is convenient for numerical purposes.

4. $s(x) = \sum_{k=1}^N \beta_k G(x - x^{(k)})$ where $\beta = (\beta_k)$ satisfies

$$\left((2\pi)^{\frac{d}{2}} N\rho I + G_{X,X} \right) \beta = y.$$

Proof. Part 1 Part 4 of Theorem 290 and part 4 of Theorem 289 imply

$$\mathcal{L}_X^* \mathcal{L}_X s = \rho I s + \frac{1}{N} \tilde{\mathcal{E}}_X^* \tilde{\mathcal{E}}_X s = \frac{1}{N} \tilde{\mathcal{E}}_X^* y. \quad (7.9)$$

From Theorem 97 I have $\tilde{\mathcal{E}}_X \tilde{\mathcal{E}}_X^* = R_{X,X}$ so that applying the operator $(2\pi)^{d/2} N \tilde{\mathcal{E}}_X$ to 7.9 gives 7.7.

Part 2 From Theorem 95, $R_{X,X} = (2\pi)^{-\frac{d}{2}} G_{X,X}$ is Hermitian and positive definite over \mathbb{C}^N . Since this paper assumes the basis function G is real valued, $R_{X,X}$ must be symmetric and thus $N\rho I + R_{X,X}$ is symmetric. Now suppose $\alpha \in \mathbb{C}^N$. Then

$$\alpha^T (N\rho I + R_{X,X}) \bar{\alpha} = N\rho |\alpha|^2 + \alpha^T R_{X,X} \bar{\alpha},$$

and since $R_{X,X}$ is positive definite over \mathbb{C}^N , $\alpha^T (N\rho I + R_{X,X}) \bar{\alpha} = 0$ implies $\alpha = 0$. Thus $N\rho I + R_{X,X}$ is positive definite over \mathbb{C}^N and consequently must be regular.

Part 3 From part 5 of Theorem 290, $s = \sum_{k=1}^N \alpha_k R_{x^{(k)}}$ where $\alpha_k = \frac{y_k - s(x^{(k)})}{N\rho}$ i.e. $\alpha = (\alpha_k) = \frac{y - s_X}{N\rho}$. Thus $s_X = R_{X,X} \alpha$ and substituting for s_X in 7.7 we get

$$(N\rho I + R_{X,X}) R_{X,X} \alpha = R_{X,X} y \text{ i.e. matrix equation 7.8 since } R_{X,X} \text{ is regular.}$$

Part 4 A straightforward consequence of part 3. ■

The next corollary will prove very useful.

Corollary 295 *If $g \in X_w^0$ is a (complex) data function then the Exact smoother operator \mathcal{S}_X satisfies*

$$\mathcal{S}_X g = \tilde{\mathcal{E}}_X^* (N\rho I + R_{X,X})^{-1} \tilde{\mathcal{E}}_X g, \quad (7.10)$$

and

$$(\mathcal{S}_X g)(x) = \left(\tilde{\mathcal{E}}_X R_x \right)^T (N\rho I + R_{X,X})^{-1} \tilde{\mathcal{E}}_X g. \quad (7.11)$$

Proof. The data vector is $\tilde{\mathcal{E}}_X g$ and from part 3 of the last theorem $(\mathcal{S}_X g)(x) = \sum_{k=1}^N \alpha_k R_{x^{(k)}}(x)$ where $\alpha = (\alpha_k)$ is given by $\alpha = (N\rho I + R_{X,X})^{-1} \tilde{\mathcal{E}}_X g$. Now making use of the results concerning $\tilde{\mathcal{E}}_X$ and $\tilde{\mathcal{E}}_X^*$ in parts 1 and 2 of Theorem 97 we have

$$s = \mathcal{S}_X g = \sum_{k=1}^N \alpha_k R_{x^{(k)}} = \tilde{\mathcal{E}}_X^* \alpha = \tilde{\mathcal{E}}_X^* (N\rho I + R_{X,X})^{-1} \tilde{\mathcal{E}}_X g,$$

and so, since the **basis function is assumed to be real valued**,

$$\begin{aligned} \mathcal{S}_X g(x) &= \left(\tilde{\mathcal{E}}_X^* \alpha, R_x \right)_{w,0} = \left(\alpha, \tilde{\mathcal{E}}_X R_x \right)_{\mathbb{C}^N} = \left((N\rho I + R_{X,X})^{-1} \tilde{\mathcal{E}}_X g, \tilde{\mathcal{E}}_X R_x \right)_{\mathbb{C}^N} \\ &= \left(\tilde{\mathcal{E}}_X g \right)^T (N\rho I + R_{X,X})^{-1} \tilde{\mathcal{E}}_X R_x \\ &= \left(\tilde{\mathcal{E}}_X R_x \right)^T (N\rho I + R_{X,X})^{-1} \tilde{\mathcal{E}}_X g. \end{aligned}$$

■

7.4 More properties of the Exact smoother

Theorem 296 *By Theorem 290 there exists a unique solution s to the Exact smoothing problem. This solution has the following properties:*

1. For all $f \in X_w^0$

$$\begin{aligned} \rho \|s\|_{w,0}^2 + \frac{1}{N} \sum_{k=1}^N \left| s(x^{(k)}) - y_k \right|^2 + \rho \|s - f\|_{w,0}^2 + \frac{1}{N} \sum_{k=1}^N \left| s(x^{(k)}) - f(x^{(k)}) \right|^2 \\ = \rho \|f\|_{w,0}^2 + \frac{1}{N} \sum_{k=1}^N \left| f(x^{(k)}) - y_k \right|^2. \end{aligned} \quad (7.12)$$

2. If f is the data function then $\|s\|_{w,0} \leq \|f\|_{w,0}$ and $\|s - f\|_{w,0} \leq \|f\|_{w,0}$.

$$3. \|s\|_{w,0}^2 = \frac{1}{\rho N} \operatorname{Re} \sum_{k=1}^N \overline{s(x^{(k)})} (y_k - s(x^{(k)})).$$

$$4. J_e[s] = \frac{1}{N} \operatorname{Re} \sum_{k=1}^N (y_k - s(x^{(k)})) \overline{y_k}.$$

Proof. Part 1 From part 3 of Theorem 290

$$\|\mathcal{L}_X s - \varsigma\|_V^2 + \|\mathcal{L}_X (s - f)\|_V^2 = \|\mathcal{L}_X f - \varsigma\|_V^2,$$

where $\varsigma = (0, y)$. Part 1 follows from Remark 288 and the definition of the norm on the space V .

Part 2 If f is the data function then $f(x^{(k)}) = y_k$ and part 1 implies part 2.

Part 3 Substituting $f = 0$ in equation 7.12 of part 1 yields

$$\begin{aligned} 2\rho \|s\|_{w,0}^2 &= \frac{1}{N} \sum_{k=1}^N |y_k|^2 - \frac{1}{N} \sum_{k=1}^N |s(x^{(k)}) - y_k|^2 - \frac{1}{N} \sum_{k=1}^N |s(x^{(k)})|^2 \\ &= \frac{1}{N} \sum_{k=1}^N \left(|y_k|^2 - |s(x^{(k)}) - y_k|^2 - |s(x^{(k)})|^2 \right) \\ &= \frac{1}{N} \sum_{k=1}^N \left(-2\overline{s(x^{(k)})} s(x^{(k)}) + 2\operatorname{Re}(\overline{s(x^{(k)})} y_k) \right) \\ &= \frac{2}{N} \operatorname{Re} \sum_{k=1}^N \overline{s(x^{(k)})} (y_k - s(x^{(k)})). \end{aligned}$$

Part 4 By definition, $J_e[s] = \rho \|s\|_{w,0}^2 + \frac{1}{N} \sum_{k=1}^N |s(x^{(k)}) - y_k|^2$.

Substituting for $\|s\|_{w,0}^2$ using the result of part 2 I get

$$\begin{aligned} J_e[s] &= \rho \|s\|_{w,0}^2 + \frac{1}{N} \sum_{k=1}^N |s(x^{(k)}) - y_k|^2 \\ &= \frac{1}{N} \operatorname{Re} \sum_{k=1}^N \overline{s(x^{(k)})} (y_k - s(x^{(k)})) + \frac{1}{N} \sum_{k=1}^N |s(x^{(k)}) - y_k|^2 \\ &= \frac{1}{N} \sum_{k=1}^N \left(\frac{\operatorname{Re}(\overline{s(x^{(k)})} y_k - \overline{s(x^{(k)})} s(x^{(k)}))}{+s(x^{(k)}) s(x^{(k)}) - 2\operatorname{Re} s(x^{(k)}) y_k + \overline{y_k} y_k} \right) \\ &= \frac{1}{N} \operatorname{Re} \sum_{k=1}^N \left(-\overline{s(x^{(k)})} y_k + \overline{y_k} y_k \right) \\ &= \frac{1}{N} \operatorname{Re} \sum_{k=1}^N \left(\overline{y_k} - \overline{s(x^{(k)})} \right) y_k \\ &= \frac{1}{N} \operatorname{Re} \sum_{k=1}^N \left(y_k - s(x^{(k)}) \right) \overline{y_k}. \end{aligned}$$

■

Remark 297 Part 1 of the last theorem confirms that if s is the Exact smoother then $J_e[s] \leq J_e[f]$ for all $f \in X_w^0$ i.e. that s minimizes the functional J_e .

7.5 Pointwise error estimates using smoother inner products and semi-inner products

Following the example of the interpolation semi-inner product $(f - \mathcal{I}_X f, g)_{w,0}$ of Definition 110 of 2 and it's sequel I will define the semi-inner product $(\mathcal{S}_X f, g)_{w,0}$ and inner product $(f - \mathcal{S}_X f, g)_{w,0}$ and use these to study the value and the error of the Exact smoother respectively. These expressions are useful because $(\mathcal{S}_X f, R_x)_{w,0} = (\mathcal{S}_X f)(x)$ and $(f - \mathcal{S}_X f, R_x)_{w,0} = (f - \mathcal{S}_X f)(x)$ and because of the power of Hilbert space theory. An outcome of this approach is the Exact smoother bounds 7.15 and the convergence estimates of Corollary 310.

To define these smoother norms I will need the lemma:

Lemma 298 Suppose $f \in X_w^0$ and \mathcal{S}_X is the Exact smoother mapping where $X = \{x^{(k)}\}_{k=1}^N$. Then:

1. $\|\mathcal{S}_X f\|_{w,0}^2 = (\mathcal{S}_X f, f)_{w,0} - \rho N \left| (\rho N I + R_{X,X})^{-1} \tilde{\mathcal{E}}_X f \right|^2$.
2. $\|f - \mathcal{S}_X f\|_{w,0}^2 = (f - \mathcal{S}_X f, f)_{w,0} - \rho N \left| (\rho N I + R_{X,X})^{-1} \tilde{\mathcal{E}}_X f \right|^2$.

Proof. Part 1 I start with formula 7.10 for $\mathcal{S}_X f$.

$$\begin{aligned} \|\mathcal{S}_X f\|_{w,0}^2 &= \left(\tilde{\mathcal{E}}_X^* (\rho N I + R_{X,X})^{-1} \tilde{\mathcal{E}}_X f, \tilde{\mathcal{E}}_X^* (\rho N I + R_{X,X})^{-1} \tilde{\mathcal{E}}_X f \right)_{w,0} \\ &= \left(\tilde{\mathcal{E}}_X \tilde{\mathcal{E}}_X^* (\rho N I + R_{X,X})^{-1} \tilde{\mathcal{E}}_X f, (\rho N I + R_{X,X})^{-1} \tilde{\mathcal{E}}_X f \right)_{\mathbb{C}^N} \\ &= \left(R_{X,X} (\rho N I + R_{X,X})^{-1} \tilde{\mathcal{E}}_X f, (\rho N I + R_{X,X})^{-1} \tilde{\mathcal{E}}_X f \right)_{\mathbb{C}^N}, \end{aligned}$$

since $\tilde{\mathcal{E}}_X \tilde{\mathcal{E}}_X^* = R_{X,X}$ but

$$\begin{aligned} R_{X,X} (\rho N I + R_{X,X})^{-1} &= (\rho N I + R_{X,X}) (\rho N I + R_{X,X})^{-1} - \rho N (\rho N I + R_{X,X})^{-1} \\ &= I - \rho N (\rho N I + R_{X,X})^{-1}, \end{aligned}$$

so that

$$\begin{aligned} \|\mathcal{S}_X f\|_{w,0}^2 &= \left(\tilde{\mathcal{E}}_X f, (\rho N I + R_{X,X})^{-1} \tilde{\mathcal{E}}_X f \right) - \rho N \left((\rho N I + R_{X,X})^{-1} \tilde{\mathcal{E}}_X f, (\rho N I + R_{X,X})^{-1} \tilde{\mathcal{E}}_X f \right) \\ &= \left(\tilde{\mathcal{E}}_X^* (\rho N I + R_{X,X})^{-1} \tilde{\mathcal{E}}_X f, f \right)_{w,0} - \rho N \left| (\rho N I + R_{X,X})^{-1} \tilde{\mathcal{E}}_X f \right|^2 \\ &= (\mathcal{S}_X f, f)_{w,0} - \rho N \left| (\rho N I + R_{X,X})^{-1} \tilde{\mathcal{E}}_X f \right|^2. \end{aligned}$$

Part 2 Substituting the equation for $\|\mathcal{S}_X f\|_{w,0}^2$ proved in part 1 yields

$$\begin{aligned} \|f - \mathcal{S}_X f\|_{w,0}^2 &= \|f\|_{w,0}^2 - 2(\mathcal{S}_X f, f)_{w,0} + \|\mathcal{S}_X f\|_{w,0}^2 \\ &= \|f\|_{w,0}^2 - 2(\mathcal{S}_X f, f)_{w,0} + (\mathcal{S}_X f, f)_{w,0} - \rho N \left| (\rho N I + R_{X,X})^{-1} \tilde{\mathcal{E}}_X f \right|^2 \\ &= \|f\|_{w,0}^2 - (\mathcal{S}_X f, f)_{w,0} - \rho N \left| (\rho N I + R_{X,X})^{-1} \tilde{\mathcal{E}}_X f \right|^2 \\ &= (f - \mathcal{S}_X f, f)_{w,0} - \rho N \left| (\rho N I + R_{X,X})^{-1} \tilde{\mathcal{E}}_X f \right|^2. \end{aligned}$$

■

Theorem 299 The expression $(f - \mathcal{S}_X f, g)_{w,0}$ is an inner product on X_w^0 and $(\mathcal{S}_X f, g)_{w,0}$ is a semi-norm with null space $W_{G,X}^\perp$.

Proof. From part 1 of Lemma 298, $(\mathcal{S}_X f, f)_{w,0} \geq 0$ and $(\mathcal{S}_X f, f)_{w,0} = 0$

iff $(\rho NI + R_{X,X})^{-1} \tilde{\mathcal{E}}_X f = 0$ iff $\tilde{\mathcal{E}}_X f = 0$ iff $f \in W_{G,X}^1$. Thus $(\mathcal{S}_X f, f)_{w,0}$ is a seminorm. Set $|f|^2 = (\mathcal{S}_X f, f)_{w,0}$ so that by part 1 of Lemma 298

$$\begin{aligned} |f+g|^2 + |f-g|^2 &= (\mathcal{S}_X(f+g), f+g)_{w,0} + (\mathcal{S}_X(f-g), f-g)_{w,0} \\ &= \|\mathcal{S}_X(f+g)\|_{w,0}^2 + \rho N \left| (\rho NI + R_{X,X})^{-1} \tilde{\mathcal{E}}_X(f+g) \right|^2 + \\ &\quad + \|\mathcal{S}_X(f-g)\|_{w,0}^2 + \rho N \left| (\rho NI + R_{X,X})^{-1} \tilde{\mathcal{E}}_X(f-g) \right|^2 \\ &= 2 \left(\|\mathcal{S}_X f\|_{w,0}^2 + \|\mathcal{S}_X g\|_{w,0}^2 \right) + \\ &\quad + 2\rho N \left(\left| (\rho NI + R_{X,X})^{-1} \tilde{\mathcal{E}}_X f \right|^2 + \left| (\rho NI + R_{X,X})^{-1} \tilde{\mathcal{E}}_X g \right|^2 \right) \\ &= 2(\mathcal{S}_X f, f)_{w,0} + 2(\mathcal{S}_X g, g)_{w,0} \\ &= 2(|f|^2 + |g|^2), \end{aligned}$$

so that $|\cdot|$ satisfies the parallelogram law. Thus a seminorm can be defined by

$$\begin{aligned} \langle f, g \rangle &= \frac{1}{4} (|f+g|^2 - |f-g|^2) + \frac{i}{4} (|f+ig|^2 - |f-ig|^2) \\ &= \frac{1}{4} \left((\mathcal{S}_X(f+g), f+g)_{w,0} - (\mathcal{S}_X(f-g), f-g)_{w,0} \right) + \\ &\quad + \frac{i}{4} \left((\mathcal{S}_X(f+ig), f+ig)_{w,0} - (\mathcal{S}_X(f-ig), f-ig)_{w,0} \right) \\ &= \frac{1}{2} \left((\mathcal{S}_X f, g)_{w,0} + (\mathcal{S}_X g, f)_{w,0} \right) + \frac{i}{2} \left((\mathcal{S}_X f, ig)_{w,0} + (\mathcal{S}_X ig, f)_{w,0} \right) \\ &= \frac{1}{2} \left((\mathcal{S}_X f, g)_{w,0} + (\mathcal{S}_X g, f)_{w,0} \right) + \frac{i}{2} \left(-i(\mathcal{S}_X f, g)_{w,0} + i(\mathcal{S}_X g, f)_{w,0} \right) \\ &= (\mathcal{S}_X f, g)_{w,0}. \end{aligned}$$

To prove $(f - \mathcal{S}_X f, g)_{w,0}$ is an inner product we use part 2 of Lemma 298:

$$\|f - \mathcal{S}_X f\|_{w,0}^2 = (f - \mathcal{S}_X f, f)_{w,0} - \rho N \left| (\rho NI + R_{X,X})^{-1} \tilde{\mathcal{E}}_X f \right|^2,$$

and 7.5:

$$\mathcal{S}_X g = \frac{1}{N} (\mathcal{L}_X^* \mathcal{L}_X)^{-1} \tilde{\mathcal{E}}_X^* \tilde{\mathcal{E}}_X g, \quad g \in X_w^0.$$

In fact, $(f - \mathcal{S}_X f, f)_{w,0} = 0$ implies $\tilde{\mathcal{E}}_X f = 0$ and $f - \mathcal{S}_X f = 0$ which implies $f = \mathcal{S}_X f = 0$. ■

I can now define our Exact smoother seminorms on X_w^0 .

Definition 300 *Exact smoother value seminorm and Exact smoother error norm on X_w^0 .*

Define the Exact smoother **value** seminorm and semi-inner product by

$$|f|_{sv}^2 = (\mathcal{S}_X f, f)_{w,0}, \quad \langle f, g \rangle_{sv} = (\mathcal{S}_X f, g)_{w,0}.$$

The qualifier ‘value’ is used because $\langle f, R_x \rangle_{sv} = (\mathcal{S}_X f)(x)$.

Denote the Exact smoother **error** norm and inner product by

$$\|f\|_{se}^2 = (f - \mathcal{S}_X f, f)_{w,0}, \quad (f, g)_{se} = (f - \mathcal{S}_X f, g)_{w,0}.$$

The qualifier ‘error’ is used because $(f, R_x)_{se} = (f - \mathcal{S}_X f)(x)$.

Remark 301

1. Since $\mathcal{I}_X \mathcal{S}_X = \mathcal{S}_X \mathcal{I}_X = \mathcal{S}_X$ and $(\mathcal{I}_X f, g)_{w,0} = (f, \mathcal{I}_X g)_{w,0}$ we have:

$$\begin{aligned} (f, g)_{se} &= (f - \mathcal{S}_X f, g)_{w,0} = ((I - \mathcal{S}_X) f, g)_{w,0} = (\mathcal{I}_X (I - \mathcal{S}_X) \mathcal{I}_X f, g)_{w,0} \\ &= ((I - \mathcal{S}_X) \mathcal{I}_X f, \mathcal{I}_X g)_{w,0} \\ &= (\mathcal{I}_X f, \mathcal{I}_X g)_{se}, \end{aligned}$$

and

$$\begin{aligned}\langle f, g \rangle_{sv} &= (\mathcal{S}_X f, g)_{w,0} = (\mathcal{I}_X \mathcal{S}_X \mathcal{I}_X f, g)_{w,0} = (\mathcal{S}_X \mathcal{I}_X f, \mathcal{I}_X g)_{w,0} \\ &= \langle \mathcal{I}_X f, \mathcal{I}_X g \rangle_{sv}.\end{aligned}$$

2. $\langle f, g \rangle_{sv} := \langle f, g \rangle_{sv} + c \left(\tilde{\mathcal{E}}_X f, \tilde{\mathcal{E}}_X g \right)$ is a norm when $c = \dots$??

Remark 302 Since $\mathcal{I}_X \mathcal{S}_X = \mathcal{S}_X \mathcal{I}_X$ and $\mathcal{I}_X \mathcal{I}_X = \mathcal{I}_X$, we have $(\mathcal{I}_X f, g)_{se} = (f, \mathcal{I}_X g)_{se}$. Also

$$\begin{aligned}(f, g)_{se} &= (f - \mathcal{S}_X f, g)_{w,0} \\ &= (f - \mathcal{I}_X f, g)_{w,0} + (\mathcal{I}_X f - \mathcal{S}_X f, g)_{w,0} \\ &= (f - \mathcal{I}_X f, g)_{w,0} + (\mathcal{I}_X f - \mathcal{S}_X \mathcal{I}_X f, g)_{w,0} \\ &= (f - \mathcal{I}_X f, g)_{w,0} + (\mathcal{I}_X \mathcal{I}_X f - \mathcal{I}_X \mathcal{S}_X \mathcal{I}_X f, g)_{w,0} \\ &= (f - \mathcal{I}_X f, g)_{w,0} + (\mathcal{I}_X \mathcal{I}_X f - \mathcal{I}_X \mathcal{S}_X \mathcal{I}_X f, g)_{w,0} \\ &= (f - \mathcal{I}_X f, g)_{w,0} + (\mathcal{I}_X f - \mathcal{S}_X \mathcal{I}_X f, \mathcal{I}_X g)_{w,0} \\ &= (f - \mathcal{I}_X f, g)_{w,0} + (\mathcal{I}_X f, \mathcal{I}_X g)_{se} \\ &= (f, g)_{se; \rho=0} + (\mathcal{I}_X f, \mathcal{I}_X g)_{se} \\ &\text{change } f \text{ away from data} \\ &= (f, g)_{se; \rho=0} + (\mathcal{I}_X f_1, \mathcal{I}_X g)_{se} \\ &= (f, g)_{se; \rho=0} + (f_1, \mathcal{I}_X g)_{se}\end{aligned}$$

In the next theorem the pointwise error problem for an arbitrary function is reduced to that of considering the error of the smoother of R_x at x , where R_x is the Riesz representer of the evaluation functional $f \rightarrow f(x)$. This error will latter be estimated using the values of the basis function near the origin. This theorem also gives an error bound that is uniform on \mathbb{R}^d .

Theorem 303 Since $\mathcal{S}_X f_d$ is the Exact smoother of the data function $f_d \in X_w^0$ and $\mathcal{S}_X R_x$ is the Exact smoother of the Riesz representer data function R_x , we have the bound

$$|f_d(x) - (\mathcal{S}_X f_d)(x)| \leq \sqrt{(f_d - \mathcal{S}_X f_d, f_d)_{w,0}} \sqrt{R_x(x) - (\mathcal{S}_X R_x)(x)}, \quad x \in \mathbb{R}^d, \quad (7.13)$$

where $\sqrt{(f_d - \mathcal{S}_X f_d, f_d)_{w,0}} \leq \|f_d\|_{w,0}$, as well as the bound

$$|f_d(x) - (\mathcal{S}_X f_d)(x)| \leq \sqrt{(f_d - \mathcal{S}_X f_d, f_d)_{w,0}} \sqrt{R_0(0)}, \quad x \in \mathbb{R}^d. \quad (7.14)$$

Proof. Estimate 7.13 is just the Cauchy-Schwartz inequality $|(f_d, R_x)_{se}| \leq \|f_d\|_{se} \|R_x\|_{se}$.

The second inequality of this theorem follows directly from the inequality

$\|f_d - \mathcal{S}_X f_d\|_{w,0} \leq \|f_d\|_{w,0}$, proven in part 2 of Theorem 296. Thus

$$\begin{aligned}|f_d(x) - (\mathcal{S}_X f_d)(x)| &\leq \sqrt{(f_d - \mathcal{S}_X f_d, f_d)_{w,0}} \sqrt{R_x(x) - (\mathcal{S}_X R_x)(x)} \\ &\leq \sqrt{(f_d - \mathcal{S}_X f_d, f_d)_{w,0}} \sqrt{R_x(x)} \\ &= \sqrt{(f_d - \mathcal{S}_X f_d, f_d)_{w,0}} \sqrt{R_0(0)}.\end{aligned}$$

■

The last result means that convergence results about arbitrary data functions in X_w^0 can be proved by deriving error results for the Riesz representer function R_x at x .

I will now use the smoothing value seminorm to put bounds on the smoother that show how the smoother behaves for large values of the smoothing parameter ρ : it decreases to zero at least the rate $1/\rho$.

Theorem 304 *If $f \in X_w^0$ and s_e is the Exact smoother of f with smoothing coefficient ρ then*

$$\begin{aligned} |s_e(x)| &\leq \begin{cases} \|f\|_{w,0} \sqrt{R_0(0)}, & \rho \leq R_0(0), \\ \|f\|_{w,0} \left(\sqrt{R_0(0)}\right)^3 \rho^{-1}, & \rho \geq R_0(0), \end{cases} \\ &= \|f\|_{w,0} \sqrt{R_0(0)} \min\left\{1, \frac{R_0(0)}{\rho}\right\}, \end{aligned} \tag{7.15}$$

where $R_0(0) = (2\pi)^{-\frac{d}{2}} G(0) = \|R_0\|_{w,0}^2$.

Proof. If \mathcal{S}_X is the Exact smoother mapping then

$$|\mathcal{S}_X f(x)| = |(\mathcal{S}_X f, R_x)| \leq \|\mathcal{S}_X f\|_{w,0} \|R_x\|_{w,0} \leq \|f\|_{w,0} \|R_x\|_{w,0} = \|f\|_{w,0} \sqrt{R_0(0)}. \tag{7.16}$$

From part 1 of Lemma 298

$$\left|(\rho N I + R_{X,X})^{-1} \tilde{\mathcal{E}}_X f\right| < \frac{1}{\sqrt{\rho N}} \sqrt{(\mathcal{S}_X f, f)_{w,0}}, \quad f \in X_w^0,$$

and from part 3 of Theorem 97, $\left|\tilde{\mathcal{E}}_X f\right| \leq \|f\|_{w,0} \sqrt{N} \sqrt{R_0(0)}$. Hence

$$\begin{aligned} (\mathcal{S}_X f, f)_{w,0} &= \left(\tilde{\mathcal{E}}_X f\right)^T (\rho N I + R_{X,X})^{-1} \tilde{\mathcal{E}}_X f \leq \left|\tilde{\mathcal{E}}_X f\right| \left|(\rho N I + R_{X,X})^{-1} \tilde{\mathcal{E}}_X f\right| \\ &\leq \|f\|_{w,0} \left(\sqrt{N} \sqrt{R_0(0)}\right) \frac{1}{\sqrt{\rho N}} \sqrt{(\mathcal{S}_X f, f)_{w,0}} \\ &= \|f\|_{w,0} \sqrt{R_0(0)} \frac{1}{\sqrt{\rho}} \sqrt{(\mathcal{S}_X f, f)_{w,0}}, \end{aligned}$$

so that $(\mathcal{S}_X f, f)_{w,0} \leq \|f\|_{w,0}^2 R_0(0) / \rho$. But by Theorem 303 $(\mathcal{S}_X f, g)_{w,0}$ is a semi-inner product and hence by the Cauchy-Schwartz theorem

$$\left|(\mathcal{S}_X f, g)_{w,0}\right| \leq \sqrt{(\mathcal{S}_X f, f)_{w,0}} \sqrt{(\mathcal{S}_X g, g)_{w,0}}, \quad f, g \in X_w^0,$$

which allows us to conclude that

$$|\mathcal{S}_X f(x)| = \left|(\mathcal{S}_X f, R_x)_{w,0}\right| \leq \sqrt{(\mathcal{S}_X f, f)_{w,0}} \sqrt{(\mathcal{S}_X R_x, R_x)_{w,0}} \leq \|f\|_{w,0} \left(\sqrt{R_0(0)}\right)^3 \frac{1}{\rho}.$$

which when combined with inequality 7.16 proves the first estimates of this theorem. ■

Remark 305 *These bounds on the smoother make more sense if we note that $|f(x)| \leq \|f\|_{w,0} \sqrt{R_0(0)}$.*

The goal of the next theorem is to prove the inequality of part 3 of this theorem. This inequality is proved using the identity of part 2 which is in turn derived by expanding the two terms $\|R_x - R_{x^{(k)}}\|_{w,0}^2 - \|\mathcal{S}_X(R_x - R_{x^{(k)}})\|_{w,0}^2$. This approach is motivated by the identity of part 2 of Theorem 113, namely,

$$R_x(x) - (\mathcal{I}_X R_x)(x) = \|R_x - R_{x^{(k)}}\|_{w,0}^2 - \|\mathcal{I}_X(R_x - R_{x^{(k)}})\|_{w,0}^2,$$

which was proved by expanding its right side. Here \mathcal{I}_X is the interpolant mapping.

Theorem 306 *Recall that $\|f\|_{s_e}^2 = (f - \mathcal{S}_X f, f)_{w,0}$ is the Exact smoother error norm introduced in Definition 300. Then for $x, y \in \mathbb{R}^d$:*

1.

$$\begin{aligned} \|\mathcal{S}_X(R_x - R_y)\|_{w,0}^2 &= (\mathcal{S}_X R_x)(x) - 2(\mathcal{S}_X R_x)(y) + (\mathcal{S}_X R_y)(y) - \\ &\quad - \rho N \left|(\rho N I + R_{X,X})^{-1} \tilde{\mathcal{E}}_X(R_x - R_y)\right|^2. \end{aligned}$$

2.

$$\|R_x - R_y\|_{se}^2 = \|R_x - R_y\|_{w,0}^2 - \|\mathcal{S}_X(R_x - R_y)\|_{w,0}^2 - \rho N \left| (\rho NI + R_{X,X})^{-1} \tilde{\mathcal{E}}_X(R_x - R_y) \right|^2.$$

3.

$$\left| \|R_x\|_{se} - \|R_y\|_{se} \right| \leq \|R_x - R_y\|_{w,0}.$$

Proof. Part 1 Using the equation of part 1 of Lemma 298 with $f = R_x - R_y$

$$\begin{aligned} \|\mathcal{S}_X(R_x - R_y)\|_{w,0}^2 &= (\mathcal{S}_X(R_x - R_y), R_x - R_y)_{w,0} - \rho N \left| (\rho NI + R_{X,X})^{-1} \tilde{\mathcal{E}}_X(R_x - R_y) \right|^2 \\ &= (\mathcal{S}_X R_x, R_x)_{w,0} - 2(\mathcal{S}_X R_x, R_y)_{w,0} + (\mathcal{S}_X R_y, R_y)_{w,0} - \\ &\quad - \rho N \left| (\rho NI + R_{X,X})^{-1} \tilde{\mathcal{E}}_X(R_x - R_y) \right|^2 \\ &= (\mathcal{S}_X R_x)(x) - 2(\mathcal{S}_X R_x)(y) + (\mathcal{S}_X R_y)(y) - \\ &\quad - \rho N \left| (\rho NI + R_{X,X})^{-1} \tilde{\mathcal{E}}_X(R_x - R_y) \right|^2. \end{aligned}$$

Part 2 Since $\|R_x - R_y\|_{w,0}^2 = R_x(x) - 2R_x(y) + R_y(y)$, by part 1

$$\begin{aligned} \|R_x - R_y\|_{w,0}^2 - \|\mathcal{S}_X(R_x - R_y)\|_{w,0}^2 &= (R_x(x) - (\mathcal{S}_X R_x)(x)) - 2(R_x(y) - (\mathcal{S}_X R_x)(y)) + \\ &\quad + (R_y(y) - (\mathcal{S}_X R_y)(y)) + \\ &\quad + \rho N \left| (\rho NI + R_{X,X})^{-1} \tilde{\mathcal{E}}_X(R_x - R_y) \right|^2 \\ &= \|R_x\|_{se}^2 + \|R_y\|_{se}^2 - 2(R_x, R_y)_{se} + \\ &\quad + \rho N \left| (\rho NI + R_{X,X})^{-1} \tilde{\mathcal{E}}_X(R_x - R_y) \right|^2 \\ &= \|R_x - R_y\|_{se}^2 + \rho N \left| (\rho NI + R_{X,X})^{-1} \tilde{\mathcal{E}}_X(R_x - R_y) \right|^2, \end{aligned}$$

and rearranging gives the result.

Part 3 From part 2, $\|R_x - R_y\|_{se} \leq \|R_x - R_y\|_{w,0}$ and since $\|R_x - R_y\|_{se} \geq \left| \|R_x\|_{se} - \|R_y\|_{se} \right|$ we have part 3. ■

I now need the following lemma:

Lemma 307 Suppose the weight function has property W02 for some $\kappa \geq 0$. Suppose $X = \{x^{(k)}\}_{k=1}^N$ is the independent data for the Exact smoothing operator \mathcal{S}_X . Then

$$R_{x^{(j)}}(x^{(k)}) - (\mathcal{S}_X R_{x^{(j)}})(x^{(k)}) = \rho N \delta_{j,k} - (\rho N)^2 \left((\rho NI + R_{X,X})^{-1} \right)_{j,k}, \quad (7.17)$$

where $\left((\rho NI + R_{X,X})^{-1} \right)_{j,k}$ is the j, k th element of $(\rho NI + R_{X,X})^{-1}$. Also

$$0 < \left((\rho NI + R_{X,X})^{-1} \right)_{k,k} \leq \frac{1}{\rho N}.$$

Proof. Using equation 7.11 for $(\mathcal{S}_X R_{x^{(j)}})(x^{(k)})$ implies

$$\begin{aligned}
R_{x^{(j)}}(x^{(k)}) - (\mathcal{S}_X R_{x^{(j)}})(x^{(k)}) &= R_{x^{(j)}}(x^{(k)}) - \left(\tilde{\mathcal{E}}_X R_{x^{(k)}}\right)^T (\rho NI + R_{X,X})^{-1} \tilde{\mathcal{E}}_X R_{x^{(j)}} \\
&= R_{x^{(j)}}(x^{(k)}) - \left(\tilde{\mathcal{E}}_X R_{x^{(j)}}\right)^T (\rho NI + R_{X,X})^{-1} \tilde{\mathcal{E}}_X R_{x^{(k)}} \\
&= R_{x^{(j)}}(x^{(k)}) - \left(\tilde{\mathcal{E}}_X R_{x^{(j)}}\right)^T (\rho NI + R_{X,X})^{-1} \left(\rho N \mathbf{i}_k + \tilde{\mathcal{E}}_X R_{x^{(k)}}\right) + \\
&\quad + \left(\tilde{\mathcal{E}}_X R_{x^{(j)}}\right)^T (\rho NI + R_{X,X})^{-1} (\rho N \mathbf{i}_k) \\
&= R_{x^{(j)}}(x^{(k)}) - \left(\tilde{\mathcal{E}}_X R_{x^{(j)}}\right)^T \mathbf{i}_k + \\
&\quad + \left(\tilde{\mathcal{E}}_X R_{x^{(j)}}\right)^T (\rho NI + R_{X,X})^{-1} (\rho N \mathbf{i}_k) \\
&= \left(\tilde{\mathcal{E}}_X R_{x^{(j)}}\right)^T (\rho NI + R_{X,X})^{-1} (\rho N \mathbf{i}_k) \\
&= \rho N \left(\tilde{\mathcal{E}}_X R_{x^{(j)}}\right)^T (\rho NI + R_{X,X})^{-1} \mathbf{i}_k \\
&= (\rho N) \mathbf{i}_k^T (\rho NI + R_{X,X})^{-1} \tilde{\mathcal{E}}_X R_{x^{(j)}} \\
&= (\rho N) \mathbf{i}_k^T (\rho NI + R_{X,X})^{-1} \left(\rho N \mathbf{i}_j + \tilde{\mathcal{E}}_X R_{x^{(j)}}\right) - \\
&\quad - (\rho N) \mathbf{i}_k^T (\rho NI + R_{X,X})^{-1} (\rho N \mathbf{i}_j) \\
&= \rho N \mathbf{i}_k^T \mathbf{i}_j - (\rho N)^2 \mathbf{i}_k^T (\rho NI + R_{X,X})^{-1} \mathbf{i}_j \\
&= \rho N \delta_{j,k} - (\rho N)^2 \left((\rho NI + R_{X,X})^{-1}\right)_{j,k},
\end{aligned}$$

where $\left((\rho NI + R_{X,X})^{-1}\right)_{j,k}$ is element j, k of $(\rho NI + R_{X,X})^{-1}$.

Since $\rho NI + R_{X,X}$ is positive definite, $(\rho NI + R_{X,X})^{-1}$ is positive definite and thus $\mathbf{i}_k^T (\rho NI + R_{X,X})^{-1} \mathbf{i}_k > 0$.

Remark 308 Equations 7.17 are equivalent to the matrix equation

$$R_{X,X} - \left((\mathcal{S}_X R_{x^{(j)}})(x^{(i)})\right) = \rho NI - (\rho N)^2 (\rho NI + R_{X,X})^{-1},$$

i.e.

$$\left((R_{x^{(i)}}, R_{x^{(j)}})_{se}\right) = \rho NI - (\rho N)^2 (\rho NI + R_{X,X})^{-1}.$$

■

The next theorem shows how the error of the smoother of a function R_y is related to the behavior of the basis function near the origin, as well as to the number of data points and the smoothing coefficient.

Theorem 309 Suppose \mathcal{S}_X is the Exact smoother mapping with smoothing coefficient ρ and independent data $X = \{x^{(k)}\}_{k=1}^N$. Then for each $x^{(k)} \in X$,

$$\sqrt{R_x(x) - (\mathcal{S}_X R_x)(x)} \leq \sqrt{\rho N} \sqrt{1 - \rho N \left((\rho NI + R_{X,X})^{-1}\right)_{k,k}} + \frac{\sqrt{2}}{(2\pi)^{\frac{d}{4}}} \sqrt{G(0) - G(x - x^{(k)})},$$

where $\left((\rho NI + R_{X,X})^{-1}\right)_{k,k}$ is the k th (positive) main diagonal element of the smoother matrix $(\rho NI + R_{X,X})^{-1}$.

Proof. From part 3 of Theorem 306, $\|R_x\|_{se} \leq \|R_y\|_{se} + \|R_x - R_y\|_{w,0}$ where $\|\cdot\|_{se}$ is the smoother error norm. Setting $y = x^{(k)} \in X$ and using equation 7.17 with $j = k$ this inequality becomes

$$\begin{aligned}
\|R_x\|_{se} &= \sqrt{R_x(x) - (\mathcal{S}_X R_x)(x)} \leq \sqrt{R_{x^{(k)}}(x^{(k)}) - (\mathcal{S}_X R_{x^{(k)}})(x^{(k)})} + \|R_x - R_{x^{(k)}}\|_{w,0} \\
&= \sqrt{\rho N - (\rho N)^2 \left((\rho NI + R_{X,X})^{-1}\right)_{k,k}} + \|R_x - R_{x^{(k)}}\|_{w,0},
\end{aligned}$$

and since $R_x(y) = (2\pi)^{-d/2} G(y-x)$,

$$\begin{aligned} \|R_x - R_{x^{(k)}}\|_{w,0}^2 &= (R_x - R_{x^{(k)}}, R_x - R_{x^{(k)}})_{w,0} = R_x(x) - 2R_x(x^{(k)}) + R_{x^{(k)}}(x^{(k)}) \\ &= \frac{2}{(2\pi)^{d/2}} \left(G(0) - G(x - x^{(k)}) \right), \end{aligned} \quad (7.18)$$

and our result follows. ■

Combining the last theorem with the smoother error estimate of Theorem 303 we now get:

Corollary 310 *If $\mathcal{S}_X f_d$ is the Exact smoother (parameter stabilized interpolant) of the data function $f_d \in X_w^0$ evaluated at the points $\{x^{(k)}\}_{k=1}^N$, we have the following pointwise bounds for all $x \in \mathbb{R}^d$:*

$$|f_d(x) - (\mathcal{S}_X f_d)(x)| \leq \sqrt{(f_d - \mathcal{S}_X f_d, f_d)_{w,0}} \left(\sqrt{\rho N} + \frac{\sqrt{2}}{(2\pi)^{\frac{d}{4}}} \sqrt{G(0) - G(x - x^{(k)})} \right),$$

and

$$|f_d(x) - (\mathcal{S}_X f_d)(x)| \leq \sqrt{(f_d - \mathcal{S}_X f_d, f_d)_{w,0}} \sqrt{R_0(0)},$$

where

$$\sqrt{(f_d - \mathcal{S}_X f_d, f_d)_{w,0}} \leq \|f_d\|_{w,0}.$$

Here G is the basis function and R_x is the Riesz representer i.e. $f(x) = (f, R_x)_{w,0}$.

7.6 Pointwise error estimates - no Taylor series expansions

In this section we will prove the Exact smoother analogues of the Type 1 and 2 interpolant error estimates of Section 2.6. Recall that for Type 1 estimates no restriction is placed on the weight function parameter κ but a local smoothness condition is imposed on the basis function near the origin. On the other hand Type 2 conditions only assume $\kappa \geq 1$ and we use the resultant basis function smoothness properties. The interpolation weight function examples will be used, augmented by the central difference weight functions.

7.6.1 Type 1 estimates ($\kappa \geq 0$)

In the next two corollaries a smoothness condition is applied to the basis function near the origin and this will allow an order estimate to be obtained for the pointwise smoother of data functions error on a closed bounded infinite data region. We start with Riesz data functions:

Corollary 311 *Suppose a weight function has property W02 for some $\kappa \geq 0$ and the (real-valued) basis function G has the smoothness property assumed by Theorem 104 i.e. assume for some $s > 0$ and $C_G, h_G > 0$ that*

$$G(0) - G(x) \leq C_G |x|^{2s}, \quad |x| \leq h_G. \quad (7.19)$$

Further, suppose \mathcal{S}_X is the Exact smoother mapping with smoothing coefficient ρ and independent data set X contained in the bounded closed infinite data set K .

Then if $h_{X,K} = \sup_{x \in K} \text{dist}(x, X) < h_G$ it follows that

$$|R_y(x) - (\mathcal{S}_X R_y)(x)| \leq \left(\sqrt{\rho N} + k_G (h_{X,K})^s \right)^2, \quad x, y \in K, \quad (7.20)$$

where

$$k_G = (2\pi)^{-\frac{d}{4}} \sqrt{2C_G}.$$

Also

$$|R_y(x) - (\mathcal{S}_X R_y)(x)| \leq R_0(0), \quad x, y \in \mathbb{R}^d. \quad (7.21)$$

Proof. Let $X = \{x^{(k)}\}_{k=1}^N$ and suppose $h_{X,K} \leq h_G$. Then for each $x \in K$ there exists $x^{(k)} \in X$ such that $G(0) - G(x - x^{(k)}) \leq C_G |x - x^{(k)}|^{2s} \leq C_G (h_{X,K})^{2s}$. Thus Theorem 309 implies that for all $x \in K$

$$\begin{aligned} R_x(x) - (\mathcal{S}_X R_x)(x) &\leq \left(\sqrt{\rho N} + \frac{\sqrt{2}}{(2\pi)^{\frac{d}{4}}} \sqrt{G(0) - G(x - x^{(k)})} \right)^2 \\ &= \left(\sqrt{\rho N} + k_G (h_{X,K})^s \right)^2. \end{aligned}$$

Suppose $y \in K$. Then setting $f_d = R_y$ in inequality 7.13 I get

$$\begin{aligned} |R_y(x) - (\mathcal{S}_X R_y)(x)| &\leq \sqrt{(R_y - \mathcal{S}_X R_y, R_y)_{w,0}} \sqrt{R_x(x) - (\mathcal{S}_X R_x)(x)} \\ &= \sqrt{R_y(y) - (\mathcal{S}_X R_y)(y)} \sqrt{R_x(x) - (\mathcal{S}_X R_x)(x)} \\ &\leq \left(\sqrt{\rho N} + k_G (h_{X,K})^s \right)^2. \end{aligned}$$

Finally 7.21 follows from 7.14 with $f_d = R_y$. ■

When $\rho = 0$ the above results give an interpolant error estimates of order $2s$. These are the interpolant error estimates obtained in Chapter 2. The next corollary is a simple consequence of inequality 7.13 and Corollary 311. This result is an estimate of the smoother error for an arbitrary data function in X_w^0 .

Corollary 312 *Suppose:*

1. The basis function G has the properties assumed in Corollary 311 for the constants $C_G, h_G, s > 0$.
2. Suppose s_e is the Exact smoother of the arbitrary data function $f_d \in X_w^0$ on the independent data set X contained in the bounded closed infinite data set K .

Then if $h_{X,K} = \sup_{x \in K} \text{dist}(x, X) \leq h_G$ we have

$$|f_d(x) - s_e(x)| \leq \sqrt{(f_d - s_e, f_d)_{w,0}} \left(\sqrt{\rho N} + k_G (h_{X,K})^s \right), \quad x \in K, \quad f_d \in X_w^0, \quad (7.22)$$

where $k_G = (2\pi)^{-\frac{d}{4}} \sqrt{2C_G}$ and $\sqrt{(f_d - s_e, f_d)_{w,0}} < \|f_d\|_{w,0}$.

Remark 313

1. When $\rho = 0$ the last two corollaries yield the Type 1 interpolant error estimates of Section 2.6. Thus we will label the parameter s the order of convergence.
2. The factor $\sqrt{(f_d - s_e, f_d)_{w,0}}$ on the right side of 7.22 enables the error estimate 7.20 for R_x to be recovered immediately. This is because

$$(R_x - \mathcal{S}_X R_x, R_x)_{w,0} = (R_x - \mathcal{S}_X R_x)(x) \text{ where } \mathcal{S}_X \text{ is the Exact smoother mapping.}$$

Error summary

Now we combine the smoother bound of Theorem 304 with the error estimates derived in this Subsection 7.6.1 to obtain the error estimates that will be tested numerically in Section 7.8.

Theorem 314 *Suppose K is a bounded closed infinite set and there exist constants $C_G, s, h_G > 0$ such that*

$$G(0) - G(x) \leq C_G |x|^{2s}, \quad |x| \leq h_G, \quad x \in K.$$

Set $k_G = (2\pi)^{-\frac{d}{4}} \sqrt{2C_G}$. Then the Exact smoother $\mathcal{S}_X f_d$ satisfies the error estimates

$$|f_d(x) - (\mathcal{S}_X f_d)(x)| \leq \min \begin{cases} \sqrt{(f_d - s_e, f_d)_{w,0}} \left(\sqrt{\rho N} + k_G (h_{X,K})^s \right), \\ \sqrt{(f_d - s_e, f_d)_{w,0}} \sqrt{R_0(0)}, \\ \|f_d\|_{\infty, K} + \|f_d\|_{w,0} \sqrt{R_0(0)} \min \left\{ 1, \frac{R_0(0)}{\rho} \right\}, \end{cases} \quad (7.23)$$

when $x \in K$ and $h_{X,K} = \sup_{s \in K} \text{dist}(s, X) \leq h_G$. Here $R_0(0) = (2\pi)^{-\frac{1}{2}} G(0)$ and X is an independent data set contained in K .

We also have the corresponding double order convergence estimate

$$|R_y(x) - (\mathcal{S}_X R_y)(x)| \leq \min \begin{cases} (\sqrt{\rho N} + k_G (h_{X,K})^s)^2, \\ R_0(0), \\ \|R_y\|_{\infty, K} + R_0(0) \min \left\{ 1, \frac{R_0(0)}{\rho} \right\}, \end{cases} \quad (7.24)$$

for $x, y \in K$.

Proof. Set $s_e = \mathcal{S}_X f_d$. From Corollary 312 and 7.14 of Theorem 303 we have

$$|f_d(x) - s_e(x)| \leq \sqrt{(f_d - s_e, f_d)_{w,0}} \min \left\{ (\sqrt{\rho N} + k_G (h_{X,K})^s), \sqrt{R_0(0)} \right\}.$$

From Theorem 304

$$|s_e(x)| \leq \|f_d\|_{w,0} \sqrt{R_0(0)} \min \left\{ 1, \frac{R_0(0)}{\rho} \right\},$$

so that

$$|f_d(x) - s_e(x)| \leq |f_d(x)| + |s_e(x)| \leq \|f_d\|_{\infty, K} + \|f_d\|_{w,0} \sqrt{R_0(0)} \min \left\{ 1, \frac{R_0(0)}{\rho} \right\},$$

which yields 7.23. Thus when $f_d = R_y$ and $x \in K$

$$\begin{aligned} |R_y(x) - s_e(x)| &\leq \|R_y\|_{\infty, K} + \|R_y\|_{w,0} \sqrt{R_0(0)} \min \left\{ 1, \frac{R_0(0)}{\rho} \right\} \\ &= \|R_y\|_{\infty, K} + R_0(0) \min \left\{ 1, \frac{R_0(0)}{\rho} \right\}, \end{aligned}$$

which combined with the estimates of Corollary 311 gives the second set of inequalities 7.24. ■

Smooother convergence

I will now introduce the concept of the *convergence of a smooother to its data function*. Theorem 126 showed that for a bounded closed infinite data region K there exists a nested sequence of independent data sets $X^{(k)} \subset X^{(k+1)} \subset K$ such that $h_{X^{(k)}, K} \rightarrow 0$ as $k \rightarrow \infty$.

An inspection of the error estimates of this subsection clearly shows that the smoothing error can tend to zero whilst the smoothing coefficient ρ remains positive. Consider the estimate 7.22 of Corollary 312 and suppose $X^{(k)}$ is a nested sequence of independent data sets such that $h_{X^{(k)}, K} \rightarrow 0$. Denote the number of points in $X^{(k)}$ by N_k . Then given $\varepsilon > 0$ there exists k_ε such that

$k_G \|f_d\|_{w,0} (h_{X^{(k_\varepsilon)}, K})^s \leq \frac{\varepsilon}{2}$ when $k \geq k_\varepsilon$. Also for $N \geq N_{k_\varepsilon}$ we have $h_{X^{(k)}, K} \leq h_{X^{(k_\varepsilon)}, K}$. Choosing ρ_k so that $\sqrt{\rho_k N_k} = \frac{\varepsilon}{2\|f_d\|_{w,0}}$ an easy calculation shows that

$$\begin{aligned} |f_d(x) - \mathcal{S}_{X^{(k)}} f_d(x)| &\leq \|f_d\|_{w,0} \left(\sqrt{\rho N} + k_G (h_{X,K})^s \right) \\ &\leq \|f_d\|_{w,0} \sqrt{\rho_k N_k} + \|f_d\|_{w,0} k_G (h_{X^{(k)}, K})^s \\ &= \varepsilon. \end{aligned}$$

We call s the *order of convergence of the smooother*.

Type 1 examples

The interpolant weight function examples are also used here i.e. the radial shifted thin-plate splines, Gaussian and Sobolev splines, and the tensor product extended B-spline weight functions, augmented by the tensor product central difference weight functions introduced in Chapter 5.

When $\rho = 0$ the error estimates of this subsection are the Type 1 interpolation estimates of Subsection 2.6.1 and consequently the values for s, C_G, h_G, k_G have already been calculated and are exhibited in Table 2.1. These

Type 1 Exact smoother convergence order estimates				
Smoothness assumption on basis function, $\kappa \geq 0$.				
Weight function	Parameter constraints	Converg. order s	C_G	h_G
Sobolev splines ($v > d/2$)	$v - \frac{d}{2} = 1$	$\frac{1}{2}$	$\frac{\ \rho K_0(\rho)\ _\infty^{(2)}}{2^{v-1}\Gamma(v)}$	∞
	$v - \frac{d}{2} \neq 1$	1	$\frac{\ D^2 \tilde{K}_{v-d/2}\ _\infty^{(2)}}{2^v \Gamma(v)}$	"
Shifted thin-plate ($-d/2 < v < 0$)	-	1	eq. (7.25)	∞
Gaussian	-	1	$2e^{-3/2}$	∞
Extended B-spline	-	$\frac{1}{2}$	$G_1(0)^{d-1} \ DG_1\ _\infty \sqrt{d}^{(1)}$	∞
Central difference (tensor product)	-	$\frac{1}{2}$	$(2\pi)^{-\frac{d}{4}} \sqrt{2G_1(0)^{d-1} \ DG_1\ _\infty} \sqrt[4]{d}^{(1)}$	∞
Central difference (q multivar.)	??	??	??	??

⁽¹⁾ G_1 is the univariate basis function used to form the tensor product.
⁽²⁾ K_v is the modified Bessel function and $\tilde{K}_v(r) = r^v K_v(r)$.

TABLE 7.1.

values are given below in Table 7.1 augmented by the values obtained for the central difference tensor product weight functions from Table 5.1.

Equations 7.25 are referenced by Table 7.1:

$$C_G = |(2rf'' + f')(r_{\max})|, \quad \text{where } f(r) = (1 + r^2)^v \text{ and } r_{\max} = \frac{(1 - 2v)}{3}. \tag{7.25}$$

7.6.2 Type 2 error estimates ($\kappa \geq 1$)

The Corollaries 311 and 312 which were used to obtain Type 2 interpolant error estimates are again used here by Theorems 315, 316 and 317 to obtain estimates for $G(0) - G(x)$ when $\kappa \geq 1$.

Theorem 315 Suppose a weight function satisfies property W02 for $\kappa = 1$ and denote the basis function by G . Then the smoother error estimates of Corollaries 311 and 312 hold where

$$C_G = -\frac{1}{2} (|D|^2 G)(0) d, \quad s = 1, \quad h_G = \infty, \quad k_G = (2\pi)^{-\frac{d}{4}} \sqrt{-(|D|^2 G)(0)} \sqrt{d}. \tag{7.26}$$

Proof. Theorem 78 showed that if a weight function has $\kappa \geq 1$ then

$$G(0) - G(x) \leq -\frac{d}{2} (|D|^2 G)(0) |x|^2, \quad x \in \mathbb{R}^d. \tag{7.27}$$

An application of Corollary 311 now proves this theorem directly. ■
 However, if the weight function is radial we can use the estimates:

Theorem 316 Suppose a **radial weight function** satisfies property W02 for $\kappa = 1$ and denote the (radial) basis function by G . Set $r = |x|$. Then:

1. If $G(x) = f(r^2)$ then

$$G(0) - G(x) \leq -f'(0) d^2 |x|^2, \quad x \in \mathbb{R}^d. \tag{7.28}$$

2. If $G(x) = g(r)$ then

$$G(0) - G(x) \leq -\frac{1}{2} g''(0) d^2 |x|^2, \quad x \in \mathbb{R}^d, \tag{7.29}$$

Further, the smoother error estimates of Corollaries 311 and 312 hold for

$$C_G = -f'(0) d^2 \text{ or } -\frac{1}{2} g''(0) d^2, \quad s = 1, \quad h_G = \infty, \quad k_G = (2\pi)^{-\frac{d}{4}} \sqrt{2C_G}. \tag{7.30}$$

Proof. Follows directly from Theorem 78 and Corollary 311. ■

If the weight function is a tensor product the following result will be useful:

Theorem 317 Suppose a **tensor product weight function** satisfies property W02 for $\kappa = 1$ and denote the univariate basis function by G_1 . Then

$$G(0) - G(x) \leq -\frac{d}{2} G_1(0)^{d-1} D^2 G_1(0) |x|^2, \quad x \in \mathbb{R}^d,$$

and the smoother error estimates of Corollaries 311 and 312 hold for

$$C_G = -\frac{d}{2} G_1(0)^{d-1} D^2 G_1(0), \quad s = 1, \quad h_G = \infty, \quad k_G = (2\pi)^{-\frac{d}{4}} \sqrt{-G_1(0)^{d-1} D^2 G_1(0)} \sqrt{d}.$$

Proof. Since G_1 is the univariate basis function

$$\begin{aligned} (|D|^2 G)(0) &= \sum_{k=1}^d (D_k^2 G)(0) = \sum_{k=1}^d D_k^2 (G_1(x_1) G_1(x_2) \dots G_1(x_d))(0) = \sum_{k=1}^d G_1(0)^{d-1} D^2 G_1(0) \\ &= G_1(0)^{d-1} D^2 G_1(0) d, \end{aligned}$$

The estimates of this theorem then follow from Theorem 315, 7.27 and an application of Corollary 311. ■

7.6.3 Type 2 examples

When $\rho = 0$ the smoother error estimates of Corollaries 311 and 312 become algebraically identical to the Type 2 interpolant error estimates of Subsubsection 2.6.6. Further, the weight function examples used above were also used for the Type 2 interpolation examples. If we use the ‘radial’ Theorem 316 to do the estimates for the radial basis functions and Theorem 315 to do the estimates for the tensor product basis functions then the values of the variables s, C_G, h_G, k_G will match those obtained for the interpolants. These are given below in Table 7.2 which is a copy of Table 2.2 augmented by the results for the central difference tensor product weight functions from Table 5.1.

Type 2 Exact smoother convergence order estimates.			
We assume $\kappa \geq 1$.			
Weight function	Parameter constraints	Converg. order	$(2\pi)^{d/4} k_G / \sqrt{d}$
Sobolev splines ($v > d/2$)	$v - \frac{d}{2} \geq 2$	1	$\sqrt{\frac{\Gamma(v-d/2-1)}{2^{d/2+1}\Gamma(v)}}$
	$1 < v - \frac{d}{2} < 2$	1	$\sqrt{\frac{\Gamma(v-d/2-1)}{2^{2v-d/2-3}\Gamma(v)}}$
Shifted thin-plate ($-d/2 < v < 0$)	-	1	$\sqrt{-2v}$
Gaussian	-	1	$\sqrt{2}$
Extended B-spline ($1 \leq n \leq l$)	$n \geq 2$	1	$\sqrt{-G_1(0)^{d-1} D^2 G_1(0)}^{(1)}$
Central difference ($1 \leq n \leq l$)	$n \geq 2$	1	$\sqrt{-G_1(0)^{d-1} D^2 G_1(0)}^{(1)}$

⁽¹⁾ G_1 is the univariate basis function used to form the tensor product.

TABLE 7.2.

When $\rho = 0$ we see that the order of convergence is at least 1 for an arbitrary data function and at least 2 for a Riesz representer data function, no matter what value κ takes. However, in the next section we will show that by using the concept of unisolvent data of order $\kappa \geq 1$ it follows that an order of convergence of at least $\lfloor \kappa \rfloor$ can be attained for an arbitrary data function and an order of convergence of $\lfloor 2\kappa \rfloor$ for a Riesz representer data function.

7.7 Pointwise error estimates using unisolvent data subsets

In this section we will derive smoother error results by applying Lagrange interpolation theory to the pointwise error estimates obtained using smoother inner products and semi-inner products of Section 7.5. These results are based on showing that the independent data points must constitute a unisolvent set of specified order and assumes that the boundary of the data region boundary satisfies a cone condition.

These results achieve the same order of convergence as the interpolation results of Subsection 2.7 in the sense that when we set $\rho = 0$ we get the same interpolation error estimates.

Unisolvent sets were introduced in Subsection 2.7 where they were used to define the Lagrange interpolation operators \mathcal{P} and $\mathcal{Q} = I - \mathcal{P}$. Lemma 125 supplied the key interpolation theory and I reproduce it here:

Lemma 318 (Copy of Lemma 125) *Suppose first that:*

1. Ω is a bounded region of \mathbb{R}^d having the cone property.
2. X is a unisolvent subset of Ω of order m .

Suppose $\{l_j\}_{j=1}^M$ is the cardinal basis of P_m with respect to a minimal unisolvent subset of Ω . Again, using Lagrange polynomial interpolation techniques, it can be shown there exists a constant $K'_{\Omega,m} > 0$ such that

$$\sum_{j=1}^M |l_j(x)| \leq K'_{\Omega,m} \quad , x \in \Omega,$$

and all minimal unisolvent subsets of Ω .

Now define the data point density measure

$$h_{X,\Omega} = \sup_{\omega \in \Omega} \text{dist}(\omega, X),$$

and fix $x \in X$. By using Lagrange interpolation techniques it can be shown there are constants $c_{\Omega,m}, h_{\Omega,m} > 0$ such that when $h_{X,\Omega} < h_{\Omega,m}$ there exists a minimal unisolvent set $A \subset X$ satisfying

$$\text{diam}(A \cup \{x\}) \leq c_{\Omega,m} h_{X,\Omega}.$$

Our main result for arbitrary data functions is:

Theorem 319

1. Let w be a weight function with property W02 for some parameter $\kappa \geq 1$ and let G be the basis function generated by w . Set $m = \lfloor \kappa \rfloor$.
2. Suppose s_e is the Exact smoother of an arbitrary data function $f_d \in X_w^0$ evaluated on the independent data set X contained in the data region Ω .
3. Suppose the notation and assumptions of Lemma 318 hold for this theorem i.e. X is m -unisolvent and Ω is a bounded region whose boundary satisfies the cone condition.

Then there exist positive constants $k_G, c_{\Omega,m}, K'_{\Omega,m}, h_{\Omega,m}$ such that the smoothing error satisfies

$$|f_d(x) - s_e(x)| < \sqrt{(f_d - s_e, f_d)_{w,0}} \left(K'_{\Omega,m} \sqrt{\rho N} + k_G (h_{X,\Omega})^m \right), \quad x \in \bar{\Omega}, \tag{7.31}$$

when $h_{X,\Omega} = \sup_{\omega \in \Omega} \text{dist}(\omega, X) < h_{\Omega,m}$.

Here $k_G = \frac{d^{m/2}}{(2\pi)^{d/2}} (c_{\Omega,m})^m K'_{\Omega,m} \max_{|\beta|=m} |D^{2\beta} G(0)|$ and the constants $c_{\Omega,m}, K'_{\Omega,m}$ and $h_{\Omega,m}$ only depend on Ω, m and d . In terms of the integrals which define weight property W02 I have

$$\max_{|\beta|=m} |D^{2\beta} G(0)| \leq (2\pi)^{-d/2} \int \frac{|\xi|^{2m} d\xi}{w(\xi)}.$$

Proof. Fix $x \in \Omega$. By Lemma 318 there exists a minimal unisolvent set $A = \{a_k\}_{k=1}^M$ of order m and constants $c_{\Omega,m}, h_{X,\Omega} > 0$ such that

$$\text{diam}(A \cup \{x\}) \leq c_{\Omega,m} h_{X,\Omega} \quad \text{when } h_{X,\Omega} < h_{\Omega,m}.$$

Further, there exists a positive constant $K'_{\Omega,m}$ such that

$$\sum_{j=1}^M |l_j(x)| \leq K'_{\Omega,m}, \quad x \in \Omega,$$

where $\{l_j\}_{j=1}^M$ is the cardinal basis of P_m with respect to A . The next step is to partition the error function using the Lagrange interpolation projections \mathcal{P} and $\mathcal{Q} = I - \mathcal{P}$ so that

$$f_d - s_e = \mathcal{P}(f_d - s_e) + \mathcal{Q}(f_d - s_e), \tag{7.32}$$

and note that $\mathcal{P}(f_d - s_e)$ is not zero. However, I can still apply Lemma 318 and Lemma 124 to the second term $\mathcal{Q}(f_d - s_e)$, in exactly the the same way as in the proof of Theorem 127, to show that

$$|\mathcal{Q}(f_d - s_e)(x)| \leq k_G \|f_d - s_e\|_{w,0} (h_{X,\Omega})^m, \tag{7.33}$$

when $h_{X,\Omega} < h_{\Omega,m}$. Part 2 of Lemma 298 then implies $\|s_e\|_{w,0}^2 \leq (s_e, f_d)_{w,0}$ and so

$$|\mathcal{Q}(f_d - s_e)(x)| \leq k_G (f_d - s_e, f_d)_{w,0} (h_{X,\Omega})^m,$$

when $h_{X,\Omega} < h_{\Omega,m}$. However, it still remains to estimate $\mathcal{P}(f_d - s_e)(x)$. By definition of \mathcal{P}

$$\mathcal{P}(f_d - s_e)(x) = \sum_{k=1}^M (f_d(a_k) - s_e(a_k)) l_k(x),$$

and by 7.13,

$$|f_d(a_k) - s_e(a_k)| \leq \sqrt{(f_d - s_e, f_d)_{w,0}} \sqrt{R_{a_k}(a_k) - (\mathcal{S}_X R_{a_k})(a_k)}. \tag{7.34}$$

But by Lemma 318, $\sum_{k=1}^M |l_k(x)| \leq K'_{\Omega,m}$ for $x \in \Omega$, so

$$\begin{aligned} |\mathcal{P}(f_d - s_e)(x)| &\leq \sum_{k=1}^M |f_d(a_k) - s_e(a_k)| |l_k(x)| \\ &\leq \left(\sum_{k=1}^M |l_k(x)| \right) \max_{k=1}^M |f_d(a_k) - s_e(a_k)| \\ &\leq K'_{\Omega,m} \sqrt{(f_d - s_e, f_d)_{w,0}} \max_{k=1}^M \sqrt{(R_{a_k}(a_k) - (\mathcal{S}_X R_{a_k})(a_k))}, \end{aligned}$$

where \mathcal{S}_X is Exact smoother operator. Hence Lemma 307 implies

$$|\mathcal{P}(f_d - s_e)(x)| \leq K'_{\Omega,m} \sqrt{(f_d - s_e, f_d)_{w,0}} \sqrt{\rho N}. \tag{7.35}$$

Combining inequalities 7.33 and 7.35 gives inequality 7.31 for all $x \in \Omega$. The extension of the inequality to $\overline{\Omega}$ is an easy consequence of the fact that f_d and s_e are continuous on \mathbb{R}^d . ■

Observe that when $\rho = 0$ the order of convergence derived above is $\lfloor \kappa \rfloor$ and this is the same order derived for the interpolant of an arbitrary data function in Theorem 127. I now derive a double order of convergence result for the Riesz representer data functions R_y . Note that the factor $\sqrt{(f_d - s_e, f_d)_{w,0}}$ in the right side of the estimate 7.31 for $|f_d(x) - s_e(x)|$ facilitates the following simple proof:

Corollary 320 *Under the conditions and notation of Theorem 319 the estimate*

$$R_y(x) - (\mathcal{S}_X R_y)(x) \leq \left(K'_{\Omega,m} \sqrt{\rho N} + k_G (h_{X,\Omega})^m \right)^2, \quad x, y \in \overline{\Omega},$$

holds when $h_{X,\Omega} < h_{\Omega,m}$ and $m = \lfloor \kappa \rfloor$.

Proof. Suppose $h_{X,\Omega} < h_{\Omega,m}$. When $f_d = R_x$ the inequality proved in Theorem 319 becomes

$$(R_x - \mathcal{S}_X R_x)(x) \leq \sqrt{(R_x - \mathcal{S}_X R_x)(x)} \left(K'_{\Omega,m} \sqrt{\rho N} + k_G (h_{X,\Omega})^m \right), \quad x \in \bar{\Omega},$$

which implies that

$$(R_x - \mathcal{S}_X R_x)(x) \leq \left(K'_{\Omega,m} \sqrt{\rho N} + k_G (h_{X,\Omega})^m \right)^2,$$

and an application of the estimate 7.13 with $f_d = R_y$ gives the desired result. ■

7.7.1 Examples

The weight function examples used here are those used in for interpolation i.e. the radial shifted thin-plate splines, Gaussian and Sobolev splines, and the tensor product extended B-spline weight functions, augmented by the tensor product central difference weight functions from Chapter 5.

When the smoothing coefficient ρ is zero the error estimates of this section are the unisolvent interpolation estimates of Subsection 2.7 and consequently values for κ and the Lagrangian constants $k_G, c_{\Omega,m}, K'_{\Omega,m}, h_{\Omega,m}$ are the same. We can't calculate the Lagrangian constants but we estimated the convergence order for the interpolant as $\lfloor \kappa \rfloor$ which is given in Table 2.3. We use this value here and they are given below in Table 7.3 augmented by the order values obtained for the central difference tensor product weight functions from Table 5.1.

Exact smoother convergence order estimates for $\kappa \geq 1$.			
Uses Lagrange interpolation and Taylor series.			
Weight function	Parameter constraints	Convergence order ($\lfloor \kappa \rfloor$)	$h_{\Omega, \lfloor \kappa \rfloor}$
Sobolev splines ($v > d/2$)	$v - \frac{d}{2} = 2, 3, 4, \dots$	$v - \frac{d}{2} - 1$	∞
	$v - \frac{d}{2} > 1, v - \frac{d}{2} \notin \mathbb{Z}_+$	$v - \frac{d}{2}$	"
Shifted thin-plate	-	2, 3, 4, ...	∞
Gaussian	-	2, 3, 4, ...	∞
Extended B-spline ($1 \leq n \leq l$)	$n \geq 2$	$n - 1$	∞
Central difference: ten. prod. ($1 \leq n \leq l$)	$n \geq 2$	$n - 1$	∞

TABLE 7.3.

7.8 Numerical experiments with the extended B-splines

In this section the convergence of the Exact smoother to its data function is studied numerically using scaled, extended B-splines, an example of which is the hat function. We will use the same 1-dimensional data functions and the same extended B-splines, introduced in Theorem 19, that were used for the numerical interpolation experiments described in Section 2.8.

We will only consider the numerical experiments in one dimension so that our standard data density parameter $h_{X,K} = \sup_{x \in K} \text{dist}(x, X)$ can be easily calculated. It is also easier to test the Type1 and 2 error estimates i.e. those derived without explicitly assuming unisolvent data sets. This is because in these cases the constants are given precisely. In the case of the unisolvent data the theory is complex and it is unclear what are suitable upper bounds for the constants e.g. $K'_{\Omega,m}, c_{\Omega,m}, h_{\Omega,m}$ in Theorem 319.

Recall from Theorem 19 that the extended B-splines are a special class of tensor product weight functions which satisfy property W02. Indeed, for given integers l, n the multivariate weight function is defined by

$$w_s(x) = \prod_{i=1}^d \frac{x_i^{2n}}{\sin^{2l} x_i}, \quad x = (x_1, \dots, x_d) \in \mathbb{R}^d, \tag{7.36}$$

where the weight function w_s has property W02 for κ iff n and l satisfy

$$\kappa + 1/2 < n \leq l. \tag{7.37}$$

Theorem 66 showed that the basis function G generated by w is the tensor product $G(x) = \prod_{k=1}^d G_1(x_k)$ where

$$G_1(t) = (-1)^{l-n} \frac{(2\pi)^{l/2}}{2^{2(l-n)+1}} D^{2(l-n)} \left((*\Lambda)^l \right) \left(\frac{t}{2} \right), \quad t \in \mathbb{R}^1, \quad (7.38)$$

and $(*\Lambda)^l$ denotes the convolution of l 1-dimensional hat functions. Further, $G_1 \in C_0^{(2n-2)}(\mathbb{R}^1)$ and $D^{2n-1}G_1$ is a piecewise constant function. Finally, $G \in C_0^{(2n-2)\mathbf{1}}(\mathbb{R}^d)$ and the derivatives $\{D^\alpha G\}_{\alpha \leq (2n-1)\mathbf{1}}$ are bounded functions.

Because all the extended B-spline basis weight functions 7.36 have a power of $\sin x$ in the denominator we will need the special classes of data functions developed in Section 2.8.

The 1-dimensional independent X data set is constructed using a uniform distribution on the interval $K = [-1.5, 1.5]$. Each of 20 data files is exponentially sampled using a multiplier of approximately 1.2 and a maximum of 5000 points, and then we plot $\log_{10} h_{X,K}$ against $\log_{10} N$ where $N = |X|$. It then seems quite reasonable to use a least-squares linear fit and in this case we obtain

$$h_{X,K} \simeq 3.09N^{-0.81}. \quad (7.39)$$

For ease of calculation let

$$h_{X,K} = h_1 N^{-a}, \quad h_1 = 3.09, \quad a = 0.81. \quad (7.40)$$

Noting the error estimates of Theorem 314 we use 7.40 to write $h_{X,K}^s = h_1^s N^{-as}$ and define the Exact smoother error estimates

$$|f_d(x) - (\mathcal{S}_X f_d)(x)| \lesssim E_N(\rho), \quad x \in K, \quad (7.41)$$

and

$$|R_y(x) - (\mathcal{S}_X R_y)(x)| \lesssim \varepsilon_N(\rho), \quad x, y \in K, \quad (7.42)$$

where

$$E_N(\rho) = \min \begin{cases} \|f_d\|_{w,0} (\sqrt{\rho N} + k_G h_1^s N^{-as}), \\ \|f_d\|_{w,0} \sqrt{R_0(0)}, \\ \|f_d\|_{\infty,K} + \|f_d\|_{w,0} \sqrt{R_0(0)} \min \left\{ 1, \frac{R_0(0)}{\rho} \right\}, \end{cases} \quad (7.43)$$

and

$$\varepsilon_N(\rho) = \min \begin{cases} (\sqrt{\rho N} + k_G h_1^s N^{-as})^2, \\ R_0(0), \\ \|R_y\|_{\infty,K} + R_0(0) \min \left\{ 1, \frac{R_0(0)}{\rho} \right\}. \end{cases} \quad (7.44)$$

7.8.1 Extended B-splines with $n = 1$

The case $n = 1, l = 1$

The 1-dimensional hat weight function is given by $w_s(\xi) =$

$\sqrt{2\pi} \left(\frac{\xi/2}{\sin(\xi/2)} \right)^2$ (1.5) and examining 7.38 we see that it is a scaled, extended B-spline weight function corresponding to the parameters $n = l = 1$. Also 7.37 implies $\max[\kappa] = 0$.

Now suppose Π is the 1-dimensional rectangular function given by $\Pi(x) = 1$ when $|x| < 1/2$ and $\Pi(x) = 0$ when $|x| > 1/2$. Then it was shown in Subsubsection 2.8.1 that:

Theorem 321 Data function Suppose w_s is the univariate hat weight function. Then $u * \Pi \in X_{w_s}^0$ if $u \in L^2(\mathbb{R}^1)$. Further, we can define $V \in L_{loc}^1 \cap C_{BP}^{(0)}$ by

$$V(x) = \int_0^x u(t) dt, \quad u \in L^2,$$

so that $DV = u$ a.e. and

$$u * \Pi = (2\pi)^{-\frac{1}{2}} \left(V \left(x + \frac{1}{2} \right) - V \left(x - \frac{1}{2} \right) \right).$$

To obtain our data function $f_d = u * \Pi$ we will follow the interpolation approach of Subsubsection 2.8.1 and choose

$$u = e^{-x^2},$$

for which

$$V = (2\pi)^{\frac{1}{2}} \operatorname{erf}, \quad \|u\|_2 = 2(2\pi)^{\frac{1}{4}}, \quad \|u * \Pi\|_{w_s,0} = 2, \quad (7.45)$$

and

$$f_d = u * \Pi = \operatorname{erf}\left(x + \frac{1}{2}\right) - \operatorname{erf}\left(x - \frac{1}{2}\right). \quad (7.46)$$

Since we are using the hat basis function, $G(0) = 1$, $C_G = 1$, $s = 1/2$, $h_G = \infty$, and from 7.45 and 7.46, $\|f_d\|_{w,0} = 2$.

For the *double rate* convergence experiment we will use $R_0 = (2\pi)^{-\frac{1}{2}} \Lambda$ as the data function.

Numerical results

We start by plotting the error bounds given by 7.23 and 7.24, together with the actual absolute smoother error, against the smoothing parameter. The results for the data function f_d are shown in Figure 7.1 and the results for the data function R_0 are shown in Figure 7.2:

FIGURE 7.1. Exact smoother errors vs smooth parm: data func is $\operatorname{erf}\left(x + \frac{1}{2}\right) - \operatorname{erf}\left(x - \frac{1}{2}\right)$.

The Figure 7.1 seems typical for C^∞ data functions and it is clear that except for smoothing parameters larger than 10 the predicted error bounds given in 7.43 and 7.44 capture only a small part of the actual convergence rate. Indeed, the error ratio for the function R_0 is $10^{1.5}$ and that for f_d ranges from $10^{1.5}$ to 2×10^3 .

We now move on to examine the relationship between the smoother error and the data density. To do this we need to fix a value for the smoothing parameter and we choose $\rho = 10^{-6}$. We select this value because often the Exact smoother error curve has a minimum near this value. Using the functions and parameters discussed at the end of the last subsection we obtain the four subplots displayed in Figure 7.3, each display being the superposition of 20 smoothers.

FIGURE 7.2. Exact smoother errors vs smooth param: hat basis func, data func is R_0 .

The two upper subplots relate to the data function 7.46 and the lower subplot relates to the Riesz representer data function $R_0 = (2\pi)^{-d/2} G(x - \cdot)$ (see 1.64). The right-hand subplots are filtered versions of the actual error. The data function is given at the top of the left-hand plots and the annotation at the bottom of the figure supplies the following additional information:

Input parameters

N = L = 1 - the hat function is a member of the family of scaled, extended B-splines with the indicated parameter values.

spl scale 1/2 - the actual scaling of the spline basis function is 1/2 divided by **spl scale**.

sm parm 1e-6 - the smoothing parameter is 10^{-6} .

samp 20 - the sample size. This is the number of test data files generated. The data function is evaluated on the interval $[-1.5, 1.5]$ at points selected using a uniform (statistical) distribution.

pts 2:5K - the smallest number of data points is 2 and the largest number of data points is 5000. The other values are given in exponential steps with a multiplier of approximately 1.3.

Output parameters/messages

No ill-condit - this indicates all Exact smoother matrices were always properly conditioned.

Note that all the plots shown below have the same format and annotations.

As mentioned above the smoother is filtered. The filter calculates the value below which 80% of the errors lie. The filter is designed to remove ‘large’, isolated spikes which dominate the actual smoother errors. The smoother error was calculated on a grid with 300 cells applied to the domain of the data function. No filter is used for the first five smoothers because there is no instability for small numbers of data points. I conclude that in this case the ‘spike’ filter can only meaningfully applied to the smoother of R_0 . This filter will be used in all the cases below.

As the number of points increases the numerical smoother of R_0 is observed to simplify to three very large increasingly narrow spikes at 0 and ± 1 and these dominate by about four orders of magnitude a stable residual error function of uniform amplitude and zero trend. The smoother of f_d consists of intermingled spikes of various heights superimposed on a trend curve of amplitude comparable to the average residual spike size. The maximum spike height is at most one order of magnitude of the average spike height so the smoother is stable.

FIGURE 7.3. Convergence of the Exact smoother.

The (blue) points above each smoother in Figure 7.3 represent the theoretical upper bound for the error given by the estimates 7.23 or 7.24, and the adjacent (red) line has a slope which gives the actual rate of convergence, ignoring instability. Clearly for the data function f_d the theoretical error bound substantially underestimates the actual error. Regarding the data function R_0 , the estimated ‘double’ convergence rate is $2s = 1$ and the estimated (unfiltered) rate is also 1 so for $\rho = 10^{-6}$ the theoretical upper error bound for the data function R_0 is able to take into account quite closely the instability of the smoother. However, there is a large difference when the filtered error is considered.

The case $n = 1, l = 2$

Amongst other things the following result, extracted from Theorem 131, will allow us to generate data functions for 1-dimensional extended B-spline spaces for which the X_w^0 norm can be calculated. This result is closely related to the calculations done above for the hat function.

Theorem 322 (Portion of Theorem 131) *Suppose w is the extended B-spline weight function with parameters n and l given by 1.27, and that $U \in L^2(\mathbb{R}^1)$, $D^n U \in L^2$ in the sense of distributions. Then if we define the distribution*

$$f_d = \delta_2^l U, \quad l = 1, 2, 3, \dots,$$

where δ_2 is the central difference operator

$$\delta_2 U = U(\cdot + 1) - U(\cdot - 1), \tag{7.47}$$

it follows that $f_d \in X_w^0$ and

$$\|f_d\|_{w,0} = 2^l \|D^n U\|_2. \tag{7.48}$$

Our basis function is the extended B-spline G_1 with parameters $n = 1$ and $l = 2$ given by 7.38 i.e.

$$\begin{aligned} G_1(t) &= (-1)^{l-n} \frac{(2\pi)^{l/2}}{2^{2(l-n)+1}} \left(D^{2(l-n)} \left((*\Lambda)^l \right) \right) \left(\frac{t}{2} \right) \\ &= -\frac{\pi}{4} \left(D^2 (\Lambda * \Lambda) \right) \left(\frac{t}{2} \right), \quad t \in \mathbb{R}^1. \end{aligned}$$

But

$$\begin{aligned} D^2 (\Lambda * \Lambda) &= \Lambda * D^2 \Lambda = \Lambda * (\delta(\cdot + 1) - 2\delta + \delta(\cdot - 1)) \\ &= \frac{1}{\sqrt{2\pi}} (\Lambda(\cdot + 1) - 2\Lambda + \Lambda(\cdot - 1)), \end{aligned}$$

so that

$$G_1(t) = -\frac{\sqrt{2\pi}}{8} (\Lambda(\frac{t}{2} + 1) - 2\Lambda(\frac{t}{2}) + \Lambda(\frac{t}{2} - 1)),$$

and hence

$$DG_1(t) = -\frac{\sqrt{2\pi}}{16} (\Lambda'(\frac{t}{2} + 1) - 2\Lambda'(\frac{t}{2}) + \Lambda'(\frac{t}{2} - 1)),$$

i.e. $\|DG_1\|_\infty = \frac{3}{16}\sqrt{2\pi}$. Since the (distributional) derivative is bounded the distributional Taylor series expansion of Lemma 85 can be used to write

$$G_1(0) - G_1(t) \leq \|DG_1\|_\infty |t|, \quad x \in \mathbb{R}^1,$$

which means that

$$G_1(0) = \frac{\sqrt{2\pi}}{4}, \quad C_G = \|DG_1\|_\infty = \frac{3}{16}\sqrt{2\pi}, \quad s = \frac{1}{2}, \quad h_G = \infty.$$

With reference to the last theorem we will choose the bell-shaped data function

$$f_d = \delta_2^2 U \in X_w^0, \quad (7.49)$$

where

$$U(x) = \frac{e^{-k_{1,2}x^2}}{\delta_2^2 (e^{-k_{1,2}x^2})(0)} = \frac{e^{-k_{1,2}x^2}}{2(1 - e^{-4k_{1,2}})}, \quad k_{1,2} = 0.3,$$

and

$$\|f_d\|_{w,0} = 4 \|DU\|_2 = \sqrt[4]{2\pi} \frac{\sqrt[4]{4k_{1,2}}}{1 - e^{-4k_{1,2}}}.$$

The error estimates are given by 7.23 or 7.24 where $k_G = (2\pi)^{-\frac{1}{4}} \sqrt{2C_G}$ and $R_0(0) = (2\pi)^{-\frac{1}{2}} G_1(0)$.

For the theory developed in the previous sections it was convenient to use the simple, unscaled weight function definition 7.36 but for computations it may be easier to use the unscaled version of the extended B-spline basis function given in the next theorem.

Theorem 323 Suppose $G = (-1)^{l-n} D^{2(l-n)} \left((*\Lambda)^l \right)$ where Λ is the 1-dimensional hat function and n, l are integers such that $1 \leq n \leq l$.

Then for given $\lambda > 0$, $G(\lambda x)$ is called a scaled extended B-spline basis function. The corresponding weight function is $w_\lambda(t) = 2\lambda a w\left(\frac{t}{2\lambda}\right)$ where w is the extended B-spline weight function with parameters n, l and $a = \frac{(2\pi)^{l/2}}{2^{2(l-n)+1}}$. Indeed, for w_λ we can choose $\kappa = n - 1$.

Further

$$G(0) - G(\lambda x) \leq \lambda \|DG\|_\infty |x|, \quad x \in \mathbb{R}^1. \quad (7.50)$$

Finally, if $f_d \in X_w^0$ and $g_d(x) = f_d(2\lambda x)$, it follows that $g_d \in X_{w_\lambda}^0$ and $\|g_d\|_{w_\lambda,0} = \sqrt{a} \|f_d\|_{w,0}$.

FIGURE 7.4. Convergence of Exact smoother.

Numerical results

As with the previous case we select $\rho = 10^{-6}$ and, using the spike filter of the previous case and the functions and parameters discussed in the last subsection, we obtain the four subplots displayed in Figure 7.4, each display being the superposition of 20 smoothers.

These results are significantly different to those obtained for the previous case $n = l = 1$. As the number of points increases the numerical smoother of R_0 is observed to quickly simplify to a single very large increasingly narrow spike at the origin, and this dominates a stable error function of uniform amplitude and zero trend. The smoother of f_d typically forms two major spikes at the boundary $x = \pm 3/2$ by 100 data points and then two minor spikes at $x = \pm 1/2$ at about 1000 data points. These spikes are superimposed on a trend curve of amplitude comparable to the average spike size of a small stable error function.

The (blue) points above the actual errors in Figure 7.4 are the estimated upper bounds for the error given by the estimates 7.23 or 7.24, and the adjacent (red) line gives the average convergence rate. Clearly for the data function f_d the theoretical error bound substantially underestimates the convergence rate. Regarding the data function R_0 , for $\rho = 10^{-6}$ the theoretical upper error bound for the data function R_0 is able to take into account quite closely the instability of the smoother. On the other hand, the filtered curves for the data function R_0 are obtained from the corresponding unfiltered curves by inserting a large step when the data density is about 0.5 and so the theoretical error estimates are at least 4 orders of magnitude greater than the actual errors.

7.8.2 *Extended B-splines with $n = 2$*

Since $n \geq 2$, we can use the error estimates of Theorem 317 as well as the same scaled B-spline and data function that we used for the interpolant in Subsection 7.8.2.

The case $n = 2, l = 2$

The basis function is

$$G_{2,2}(x) = \frac{(\Lambda * \Lambda)(2x)}{(\Lambda * \Lambda)(0)} = \frac{3\sqrt{2\pi}}{2} (\Lambda * \Lambda)(2x),$$

with scaling factor $\lambda = 4$ and is such that $\text{supp } G_{2,2} = [-1, 1]$ and $G_{2,2}(0) = 1$. To calculate $G_{2,2}$ we use the formula

$$G_{2,2}(x) = (1+x)^2 \Lambda(2x+1) + (1-2x^2) \Lambda(2x) + (1-x)^2 \Lambda(2x-1),$$

and choose the bell-shaped data function

$$f_d = \delta_2^2 U \in X_w^0, \quad (7.51)$$

where

$$U(x) = \frac{e^{-k_{1,2}x^2}}{\delta_2^2 (e^{-k_{1,2}x^2})(0)} = \frac{e^{-k_{1,2}x^2}}{2(1 - e^{-4k_{1,2}})}, \quad k_{1,2} = 0.3, \quad (7.52)$$

so that

$$k_G = \frac{\sqrt{12}}{(2\pi)^{1/4}}; \quad \|f_d\|_{w,0} = \sqrt[4]{72\pi} \frac{(k_{1,2})^{3/4}}{1 - e^{-4k_{1,2}}}, \quad k_{1,2} = 0.3; \quad h_G = \infty. \quad (7.53)$$

For double rate convergence experiments $R_0 = (2\pi)^{-\frac{1}{2}} G_{2,2}$ is the data function and $R_0(0) = (2\pi)^{-\frac{1}{2}}$. The next step is to calculate $\|f_d\|_{\infty,K}$ and $\|R_0\|_{\infty,K}$ where $K = [-1.5, 1.5]$. Clearly

$$\|R_0\|_{\infty,K} = (2\pi)^{-\frac{1}{2}} G_{2,2}(0) = (2\pi)^{-\frac{1}{2}},$$

and from 7.51 and 7.52, $\|f_d\|_{\infty,K} = f_d(0) = 1$:

$$\|R_0\|_{\infty,K} = R_0(0) = (2\pi)^{-\frac{1}{2}}, \quad \|f_d\|_{\infty,K} = 1. \quad (7.54)$$

Numerical results

Using these functions and parameters the four subplots of Figure 7.5 each display the superposition of 20 interpolants or 20 filtered interpolants as well the curves which show the upper bounds for the error given by the estimates 7.23 and 7.24.

As the number of points increases the numerical smoother of R_0 is observed to simplify to a very stable, smooth, symmetrical pattern with a single spike at the origin and two smaller spikes at $\pm 1/2$, each about $1/3$ the central spike's height. At ± 1 and $\pm 3/2$ there are small rounded 'spikes'. The smoother between the spikes is very smooth and the trend is zero.

The smoother of f_d forms two spikes at the boundary $x = \pm 3/2$. These spikes are superimposed on a trend curve of amplitude which dominates the amplitude of a stable residual error function. However the trend curve has a larger amplitude than the boundary spikes.

The (blue) points above each smoother in Figure 7.5 are the estimated upper bounds for the error given by 7.23 or 7.24. Clearly, in both the filtered and unfiltered cases, the theoretical bound substantially underestimates the convergence rate.

7.9 Local smoother error for data functions in $W^{1,\infty}(\Omega) \cap X_w^0(\Omega)$

7.9.1 Introduction

In Subsection 7.9.2 we work in **one dimension only** and the data region is an open interval Ω . The local data functions are assumed to have bounded derivatives i.e. functions in $W^{1,\infty}(\Omega) \cap X_w^0(\Omega)$. In Corollary 629 of the Appendix, we proved, after a lot of calculation, the following local bound estimate for the interpolant derivative:

$$\|Ds_e\|_{\infty;\Omega} \leq \frac{2}{\lambda} \|f\|_{\infty;\Omega} + \min\{5, 2 + \rho N\} \|Df\|_{\infty;\Omega}, \quad N \geq 4, \quad \rho > 0,$$

where the basis function is the scaled hat function $\Lambda(x/\lambda)$. The hat basis function is assumed to have large support w.r.t. the data region.

FIGURE 7.5. Convergence of the Exact smoother.

Subsection 7.9.3: Our data function spaces will require the derivative to be bounded. This excludes functions with cusps, vertical inflections/tangents and half-vertical tangents but allows corners. In this subsection we describe a selection of data functions for numerical experiments. The smoothers of these functions show instabilities.

In Subsection 7.9.4 we consider the multivariate case but I have no example to present; I have been unable to prove that the scaled tensor product hat function with large support satisfies an estimate of the form 7.62:

$$|D_k s_\epsilon(x)| \leq c \|f_d\|_{1,\infty;\Omega}, \quad x \in \Omega, \quad \forall k.$$

We will need the following spaces from Definition 134:

Definition 324 *The Sobolev space* $W^{1,\infty}(\Omega)$: *If Ω is an open interval in \mathbb{R}^1 then define the Sobolev space:*

$$W^{1,\infty}(\Omega) = \{f \in L^\infty(\Omega) : Df \in L^\infty(\Omega)\},$$

endowed with the supremum norm $\|f\|_{1,\infty,\Omega} = \sum_{k=0}^1 \|D^k f\|_{\infty,\Omega}$.

It is also well known that if Ω is bounded then $W^{1,\infty}(\Omega)$ is a Banach space. Also

$$W^{1,\infty}(\Omega) = \left\{ f \in C_B^{(0)}(\Omega) : Df \in L^\infty(\Omega) \right\} = \{f \in \mathcal{D}' : Df \in L^\infty(\Omega)\}.$$

Our data function spaces require the derivative to be bounded. This excludes functions with cusps, vertical inflections/tangents and half-vertical tangents but allows corners. See Subsection 7.9.3 below for a selection of data functions for numerical experiments.

7.9.2 Estimates for the convergence of the Exact smoother in one dimension

Our next result is a smoothing analogue of interpolation result Theorem 196.

Theorem 325 *1-dim smoother* *Suppose:*

From Theorem 141 there exists a continuous, linear extension operator $r_\Omega^ : W^{1,\infty}(\Omega) \cap X_w^0(\Omega) \rightarrow X_w^0(\mathbb{R}^1)$ where $W^{1,\infty}(\Omega) \cap X_w^0(\Omega) \neq \{\}$ has norm $\|\cdot\|_{w,0}$. Also $\|r_\Omega^*\|_{op} = 1$.*

1. $s_e := r_\Omega \mathcal{S}_X r_\Omega^* f_d$ is the Exact smoother of the arbitrary data function $f_d \in W^{1,\infty}(\Omega) \cap X_w^0(\Omega)$ on the independent data set X which is contained in the bounded open interval $\Omega \subset \mathbb{R}^1$. Here \mathcal{S}_X is the global smoothing operator.

2. The basis function satisfies $G \in W^{1,\infty}(\Omega - \Omega)$.

3. There exist constants $c_0, c_1 \geq 0$, independent of f_d , such that

$$|Ds_e(x)| \leq c_0 \|f_d\|_{\infty;\Omega} + c_1 \|Df_d\|_{\infty;\Omega}, \quad x \in \Omega. \quad (7.55)$$

Then if $h_{X,\Omega} = \sup_{x \in \Omega} \text{dist}(x, X)$ is the **maximum spherical cavity size (radius) of the data**:

$$\begin{aligned} |f_d(x) - s_e(x)| &\leq \|f_d\|_{w,0,\Omega} \min \left\{ \sqrt{\rho N}, \frac{G(0)}{(2\pi)^{1/2}} \right\} + \\ &\quad + \left(c_0 \|f_d\|_{\infty;\Omega} + (1 + c_1) \|Df_d\|_{\infty;\Omega} \right) h_{X,\Omega}, \quad x \in \Omega. \end{aligned} \quad (7.56)$$

Proof. Let $s_e = \mathcal{S}_X r_\Omega^* f_d$. Since $G \in W^{1,\infty}(\Omega - \Omega)$ the basis function formula 2.13 for the smoother means that $s_e \in C_B^{(0)} \cap W^{1,\infty}(\Omega)$. Since $f_d \in X_w^0$ we have $f_d \in C_B^{(0)}$ and applying Lemma 195 with $x \in \Omega$, $z = x^{(k)} \in X$ and $b = x - x^{(k)}$ yields

$$\begin{aligned} s_e(x) - f_d(x) &= (s_e - f_d) \left(x^{(k)} + (x - x^{(k)}) \right) \\ &= (s_e - f_d) \left(x^{(k)} \right) + (\mathcal{R}_1(s_e - f_d)) \left(x^{(k)}, x - x^{(k)} \right). \end{aligned}$$

We now apply the remainder estimate 4.2, namely

$$\begin{aligned} \left| (\mathcal{R}_1(s_e - f_d)) \left(x^{(k)}, x - x^{(k)} \right) \right| &\leq \left(\max_{y \in [x^{(k)}, x]} |D(s_e - f_d)(y)| \right) |x - x^{(k)}| \\ &\leq \left(\|D(s_e - f_d)\|_{\infty;\Omega} \right) |x - x^{(k)}| \\ &\leq \left(\|Ds_e\|_{\infty;\Omega} + \|Df_d\|_{\infty;\Omega} \right) |x - x^{(k)}|, \end{aligned}$$

and using 7.55 we get

$$\begin{aligned} \left| (\mathcal{R}_1(s_e - f_d)) \left(x^{(k)}, x - x^{(k)} \right) \right| &\leq \left(c_0 \|f_d\|_{\infty;\Omega} + c_1 \|Df_d\|_{\infty;\Omega} + \|Df_d\|_{\infty;\Omega} \right) |x - x^{(k)}| \\ &= \left(c_0 \|f_d\|_{\infty;\Omega} + (1 + c_1) \|Df_d\|_{\infty;\Omega} \right) |x - x^{(k)}| \end{aligned}$$

so that

$$|f_d(x) - s_e(x)| \leq \left| f_d(x^{(i)}) - s_e(x^{(i)}) \right| + \left(c_0 \|f_d\|_{\infty;\Omega} + (1 + c_1) \|Df_d\|_{\infty;\Omega} \right) |x - x^{(i)}|,$$

and consequently for all $x \in \Omega$,

$$\begin{aligned} |f_d(x) - s_e(x)| &\leq \min_{k=1}^N \left| f_d(x^{(k)}) - s_e(x^{(k)}) \right| + \left(c_0 \|f_d\|_{\infty;\Omega} + (1 + c_1) \|Df_d\|_{\infty;\Omega} \right) \min_{k=1}^N |x - x^{(k)}| \\ &\leq \min_{k=1}^N \left| f_d(x^{(k)}) - s_e(x^{(k)}) \right| + \left(c_0 \|f_d\|_{\infty;\Omega} + (1 + c_1) \|Df_d\|_{\infty;\Omega} \right) \sup_{x \in \Omega} \text{dist}(x, X) \\ &= \min_{k=1}^N \left| f_d(x^{(k)}) - s_e(x^{(k)}) \right| + \left(c_0 \|f_d\|_{\infty;\Omega} + (1 + c_1) \|Df_d\|_{\infty;\Omega} \right) h_{X,\Omega}. \end{aligned}$$

Using 7.13 and then 7.17:

$$\begin{aligned} \left| f_d(x^{(k)}) - s_e(x^{(k)}) \right| &= \left| r_\Omega^* f_d(x^{(k)}) - \mathcal{S}_X r_\Omega^* f_d(x^{(k)}) \right| \\ &\leq \|r_\Omega^* f_d\|_{w,0} \sqrt{R_{x^{(k)}}(x^{(k)}) - (\mathcal{S}_X R_{x^{(k)}})(x^{(k)})} \\ &\leq \|f_d\|_{w,0,\Omega} \sqrt{\rho N \delta_{k,k} - (\rho N)^2 \left((\rho N I + R_{X,X})^{-1} \right)_{k,k}} \\ &\leq \|f_d\|_{w,0,\Omega} \sqrt{\rho N}, \end{aligned}$$

so that we have the error estimate

$$|f_d(x) - s_e(x)| \leq \|f_d\|_{w,0,\Omega} \sqrt{\rho N} + \left(c_0 \|f_d\|_{\infty;\Omega} + (1 + c_1) \|Df_d\|_{\infty;\Omega}\right) h_{X,\Omega}, \quad x \in \Omega. \quad (7.57)$$

But, from Theorem 141, part 1 of Theorem 72 and part 2 of Theorem 296,

$$\begin{aligned} \left|f_d\left(x^{(k)}\right) - s_e\left(x^{(k)}\right)\right| &= \left|(f_d - s_e, R_{x^{(k)}}^\Omega)_{w,0,\Omega}\right| \leq \|f_d - s_e\|_{w,0,\Omega} \|R_{x^{(k)}}^\Omega\|_{w,0,\Omega} \\ &= \|f_d - s_e\|_{w,0,\Omega} \|r_\Omega^* R_{x^{(k)}}\|_{w,0,\Omega} \\ &\leq \|f_d - s_e\|_{w,0,\Omega} \|R_{x^{(k)}}\|_{w,0} \\ &= (2\pi)^{-1/2} G(0) \|f_d - s_e\|_{w,0,\Omega} \\ &= (2\pi)^{-1/2} G(0) \|f_d - r_\Omega \mathcal{S}_X r_\Omega^* f_d\|_{w,0,\Omega} \\ &= (2\pi)^{-1/2} G(0) \|r_\Omega r_\Omega^* f_d - r_\Omega \mathcal{S}_X r_\Omega^* f_d\|_{w,0,\Omega} \\ &= (2\pi)^{-1/2} G(0) \|r_\Omega (I - \mathcal{S}_X) r_\Omega^* f_d\|_{w,0,\Omega} \\ &\leq (2\pi)^{-1/2} G(0) \|(I - \mathcal{S}_X) r_\Omega^* f_d\|_{w,0} \\ &\leq (2\pi)^{-1/2} G(0) \|r_\Omega^* f_d\|_{w,0} \\ &\leq (2\pi)^{-1/2} G(0) \|f_d\|_{w,0,\Omega}, \end{aligned} \quad (7.58)$$

and so 7.57 can be strengthened to

$$\begin{aligned} |f_d(x) - s_e(x)| &\leq \|f_d\|_{w,0,\Omega} \min \left\{ \sqrt{\rho N}, \frac{G(0)}{(2\pi)^{1/2}} \right\} + \left(c_0 \|f_d\|_{\infty;\Omega} + (1 + c_1) \|Df_d\|_{\infty;\Omega}\right) h_{X,\Omega}, \quad x \in \Omega. \end{aligned}$$

■

Remark 326 *The estimate 7.56 is not order 1 convergence because of the factor $\sqrt{\rho N}$ in the first term.*

Example 327 *1-dimensional scaled hat basis function with large support w.r.t. the data region*

From Theorem 156, $X_w^0(\Omega) = W^1(\Omega)$ as sets with equivalent norms.

These basis functions are discussed in Chapter 10 of the Appendix. Large support w.r.t. the data region Ω means that the scaled hat basis function $\Lambda_\lambda(x) = \Lambda(x/\lambda)$ has been scaled so that

$$\text{diam } \Omega \leq \frac{1}{2} \text{diam supp } \Lambda_\lambda \text{ i.e. } \text{diam } \Omega \leq \lambda.$$

This assumption has the nice consequence that $x, x' \in \Omega$ now implies $\Lambda_\lambda(x - x') = 1 - \frac{|x - x'|}{\lambda}$ and there are no zero values.

In Corollary 629 of the Appendix it is shown that if $\text{diam } \Omega \leq \lambda$ and the data function $f_d \in X_w^0$ satisfies $Df_d \in L^\infty(\Omega)$ then the Exact smoother s_e corresponding to the basis function Λ_λ satisfies

$$\|Ds_e\|_{\infty;\Omega} \leq \frac{2}{\lambda} \|f\|_{\infty;\Omega} + \min\{5, 2 + \rho N\} \|Df_d\|_{\infty;\Omega}, \quad N \geq 4, \quad \rho > 0,$$

so that $c_0 = \frac{2}{\lambda}$ and $c_1 = \min\{5, 2 + \rho N\}$. Theorem 325 now implies that when $f_d \in X_w^0(\Omega) \cap W^{1,\infty}(\Omega)$:

$$\begin{aligned} |s_e(x) - f_d(x)| &\leq \|f_d\|_{w,0,\Omega} \min \left\{ \sqrt{\rho N}, \frac{G(0)}{(2\pi)^{1/2}} \right\} + \left(c_0 \|f_d\|_{\infty;\Omega} + (1 + c_1) \|Df_d\|_{\infty;\Omega}\right) h_{X,\Omega} \\ &= \|f_d\|_{w,0,\Omega} \min \left\{ \sqrt{\rho N}, \frac{1}{(2\pi)^{1/2}} \right\} + \left(\frac{2}{\lambda} \|f_d\|_{\infty;\Omega} + \min\{6, 3 + \rho N\} \|Df_d\|_{\infty;\Omega}\right) h_{X,\Omega}. \end{aligned} \quad (7.59)$$

This estimate does not represent order 1 convergence because the ugly factor $\sqrt{\rho N}$ in the first term depends on N .

7.9.3 Some non-PWC_B⁽¹⁾ data functions for numerical experiments

Numerical experiments using the hat basis function with large support relative to the bounded data region indicate that in 1-dimension the interpolant and Exact smoother have difficulty handling data functions which are piecewise $C^{(1)}$ except at a finite number of points where the slope tends to $\pm\infty$ i.e. **cusps and vertical tangents/inflections and half-vertical tangents**.

What about avoiding symmetry about the origin? Use scaling and translation: if $a \in (-1, 1)$ then define

$$g(x, a) = \begin{cases} f\left(\frac{x-a}{1-a}\right), & x \in [a, 1], \\ f\left(\frac{x-a}{1+a}\right), & x \in [-1, a]. \end{cases} \quad (7.60)$$

Transform a data function f to a data function g with zero value and derivative at the boundary by multiplying by $(1-x^2)^2$:

$$g(x) = (1-x^2)^2 f(x). \quad (7.61)$$

In the examples below we used 1,000 data points and calculated function values on the interval $[-1, 1]$ using 400 cells. The basis function is the hat function with support $[-1, 1]$.

Example 328 A vertical cusp at the origin Here we use:

$$f_c(x; s) = 1 - \sqrt{|x|^s(2-|x|^s)}, \quad s \geq 0, \quad x \in \Omega = (-1, 1).$$

Hence $f_c(x; s) = 0$ when $x = \pm 1$. But

$$\begin{aligned} Df_c(x; s) &= \frac{-1}{2\sqrt{|x|^s(2-|x|^s)}} D(|x|^s(2-|x|^s)) \\ &= \frac{-1}{2\sqrt{|x|^s(2-|x|^s)}} ((D|x|^s)(2-|x|^s) - |x|^s D|x|^s) \\ &= -\frac{2-|x|^s-|x|^s}{2\sqrt{|x|^s(2-|x|^s)}} D|x|^s \\ &= \frac{1}{2} \left(-\frac{2-|x|^s}{\sqrt{|x|^s(2-|x|^s)}} + \frac{|x|^s}{\sqrt{|x|^s(2-|x|^s)}} \right) D|x|^s \\ &= \frac{1}{2} \left(-\frac{\sqrt{2-|x|^s}}{\sqrt{|x|^s}} + \frac{\sqrt{|x|^s}}{\sqrt{2-|x|^s}} \right) D|x|^s \\ &= \frac{s}{2} \operatorname{sgn}(x) \left(-\frac{\sqrt{2-|x|^s}}{\sqrt{|x|^s}} + \frac{\sqrt{|x|^s}}{\sqrt{2-|x|^s}} \right) |x|^{s-1} \\ &= \frac{s}{2} \operatorname{sgn}(x) \left(-|x|^{\frac{s}{2}-1} \sqrt{2-|x|^s} + \frac{|x|^{\frac{3s}{2}-1}}{\sqrt{2-|x|^s}} \right) \\ &= \frac{s}{2} \operatorname{sgn}(x) \frac{-|x|^{\frac{s}{2}-1}(2-|x|^s) + |x|^{\frac{3s}{2}-1}}{\sqrt{2-|x|^s}} \\ &= \frac{s}{2} \operatorname{sgn}(x) \frac{-|x|^{\frac{s}{2}-1}(2-|x|^s) + |x|^{\frac{3s}{2}-1}}{\sqrt{2-|x|^s}} \\ &= \frac{s}{2} \operatorname{sgn}(x) \frac{-2|x|^{\frac{s}{2}-1} + 2|x|^{\frac{3s}{2}-1}}{\sqrt{2-|x|^s}} \\ &= s \frac{\operatorname{sgn}(x)}{\sqrt{2-|x|^s}} \left(-|x|^{\frac{s}{2}-1} + |x|^{\frac{3s}{2}-1} \right), \end{aligned}$$

so that $Df_c(x; s) = 0$ when $x = \pm 1$. Also $Df_c \in L^2(\Omega)$ and $|Df_c(0; s)| = \infty$ iff $1 < s < 2$.

The properties $f_c(\pm 1; s) = 0$ and $Df_c(\pm 1; s) = 0$ minimize the contribution of the boundary to the interpolant error since we want to concentrate on the error due to the cusp.

Numerical experiments with the case $s = 3/2$ show a large error spike at the origin. Use asymmetric technique 7.60 with $a = 1/3$?

- 1) Asymmetry reduces the spike size?
 - 2) More cusps reduce the spike size?
- Measure error spike by max/median? Graph against number of data points?
 Several cusps vs. one cusp regarding the error spikes.
 Symmetric vs. asymmetric regarding the error spikes.

Example 329 A vertical tangent at the origin Here we use the functions:

$$f_v(x; s) = \operatorname{sgn}(x) |x|^s \sqrt{|x|^s (2 - |x|^s)} \cos^2 \frac{\pi}{2} x, \quad s \geq 0, \quad x \in \Omega = (-1, 1).$$

Here $f_v(0; s) = 0$. The multiplicative term $\cos^2 \frac{\pi}{2} x$ is designed to reduce the contribution of the boundary to the interpolant error since we want to concentrate on the error due to the vertical tangent. In fact $f_v(\pm 1; s) = |Df_v(\pm 1; s)| = 0$. Also $\max_{\overline{\Omega}} f_v \lesssim 0.482$.

- Similarly to Case 1, $Df_v \in L^2(\Omega)$ and $Df_v(0; s) = \infty$ iff $1 < s < 2$.
 Numerical experiments with Example 328: $s = 1.1$ show a large error spike at the origin.
 Observations.
 Measure error spike by ratio max/median? Graph against number of data points?

Example 330 A half-vertical tangent at the origin Here we use the functions:

$$f_h(x; s) = \begin{cases} f_v(x; s), & x \in (-1, 0], \\ \cos^2 \frac{\pi}{2} x, & x \in [0, 1). \end{cases}$$

- Similarly to Case 1, $Df_v \in L^2(\Omega)$ and $Df_v(0; s) = \infty$ iff $1 < s < 2$.
 Use $s = 1.25$.
 ?? Measure error spike by ratio max/median? Graph against number of data points?

Comparing Example 328 with Example 329 - different values of s - no meaningful comment.

Example 331 A corner at the origin We use the data function

$$f_d(x) = (1 - |x|)^2 ((m + 2) |x| + 1), \quad m = -1.$$

- Here m is the right slope of f_d at the origin.
 Observations:
 1) Spikes in the error at the boundary - width.
 2) ??

Example 332 The functions f_d and Df_d are zero at the boundary and $f_d \in C^{(2)}(\overline{\Omega})$. We use the data functions

$$\begin{aligned} f_d(x) &= 1 + \cos(\pi x), \\ f_d(x) &= (x^2 - 1)^2 e^{-x^2}. \end{aligned}$$

Observations: No spikes in the error.

7.9.4 Multivariate estimates for convergence of Exact smoother

A multivariate version of Theorem 325 is:

Theorem 333 Multivariate smoother From Theorem 141 there exists a continuous, linear extension operator $r_{\Omega}^* : W^{1,\infty}(\Omega) \cap X_w^0(\Omega) \rightarrow X_w^0$ where $W^{1,\infty}(\Omega) \cap X_w^0(\Omega) \neq \{ \}$ has norm $\| \cdot \|_{w,0}$. Also $\| r_{\Omega}^* \|_{op} = 1$.

Now suppose:

- 1. $s_e := \mathcal{S}_X r_{\Omega}^* f_d$ is the Exact smoother of the arbitrary data function $f_d \in W^{1,\infty}(\Omega) \cap X_w^0(\Omega)$ on the independent data set X which is contained in the bounded region Ω which satisfies the (uniform) cone condition.

2. The basis function G lies in $W^{1,\infty}(\Omega - \Omega)$.

3. There exist a constant $c > 0$, independent of $f_d \in W^{1,\infty}(\Omega) \cap X_w^0(\Omega)$, such that

$$|D_k s_e(x)| \leq c \|f_d\|_{1,\infty;\Omega}, \quad x \in \Omega, \quad \forall k. \quad (7.62)$$

Then if $h_{X,\Omega} = \sup_{x \in \Omega} \text{dist}(x, X)$ is the **maximum spherical cavity size (radius) of the data** there exist constants $c_{\Omega, \varepsilon_0} > 0$ such that

$$|f_d(x) - s_e(x)| \leq \|f_d\|_{w,0,\Omega} \min \left\{ \sqrt{\rho N}, \frac{G(0)}{(2\pi)^{1/2}} \right\} + \sqrt{d}(1+c) \|f_d\|_{1,\infty,\Omega} c_{\Omega} h_{\Omega,X}, \quad x \in \Omega, \quad (7.63)$$

when $h_{X,\Omega} < \varepsilon_0$.

Proof. We will adapt the proof of the multivariate interpolation result Theorem 200 and the univariate smoothing result of Theorem 325.

Since $f_d \in X_w^0(\Omega)$ we have $f_d \in C_B^{(0)}(\Omega)$. If $x \in \Omega$ then by Lemma 199 there exist constants $r_{\Omega}, \varepsilon_0 > 0$ such that when $h_{\Omega,X} < \varepsilon_0$ there exists $x^{(k)} \in X$ such that $[x, x^{(k)}] \subset \Omega$ and $|x - x^{(k)}| < c_{\Omega} h_{\Omega,X}$. This permits us to apply the Taylor series expansion result of Remark 86 with $x \in \Omega$, $z = x^{(k)} \in X$ and $b = x - x^{(k)}$ to get

$$\begin{aligned} s_e(x) - f_d(x) &= (s_e - f_d) \left(x^{(k)} + (x - x^{(k)}) \right) \\ &= s_e \left(x^{(k)} \right) - f_d \left(x^{(k)} \right) + (\mathcal{R}_1(s_e - f_d)) \left(x^{(k)}, x - x^{(k)} \right), \end{aligned}$$

and from Remark 86 we have the remainder estimate 1.103, namely

$$\begin{aligned} \left| (\mathcal{R}_1(s_e - f_d)) \left(x^{(k)}, x - x^{(k)} \right) \right| &\leq \sqrt{d} \left(\max_{|\alpha|=1} \max_{y \in [x^{(k)}, x]} |D^\alpha (s_e - f_d)(y)| \right) |x - x^{(k)}| \\ &\leq \sqrt{d} \max_{|\alpha|=1} \|D^\alpha (s_e - f_d)\|_{\infty,\Omega} |x - x^{(k)}| \\ &\leq \sqrt{d} \left(\max_{|\alpha|=1} \|D^\alpha f_d\|_{\infty,\Omega} + \max_{|\alpha|=1} \|D^\alpha s_e\|_{\infty,\Omega} \right) |x - x^{(k)}|. \end{aligned}$$

Hence, using the assumption 7.62,

$$\begin{aligned} |s_e(x) - f_d(x)| &\leq \left| s_e \left(x^{(k)} \right) - f_d \left(x^{(k)} \right) \right| + \sqrt{d} \left(\max_{|\alpha|=1} \|D^\alpha f_d\|_{\infty,\Omega} + c \|f_d\|_{1,\infty,\Omega} \right) |x - x^{(k)}| \\ &\leq \left| s_e \left(x^{(k)} \right) - f_d \left(x^{(k)} \right) \right| + \sqrt{d}(1+c) \|f_d\|_{1,\infty,\Omega} |x - x^{(k)}|, \end{aligned} \quad (7.64)$$

and thus

$$\begin{aligned} |s_e(x) - f_d(x)| &\leq \min_{k=1}^N \left| s_e \left(x^{(k)} \right) - f_d \left(x^{(k)} \right) \right| + \sqrt{d}(1+c) \|f_d\|_{1,\infty,\Omega} \min_{k=1}^N |x - x^{(k)}| \\ &\leq \min_{k=1}^N \left| s_e \left(x^{(k)} \right) - f_d \left(x^{(k)} \right) \right| + \sqrt{d}(1+c) \|f_d\|_{1,\infty,\Omega} \sup_{x \in \Omega} \min_{k=1}^N |x - x^{(k)}| \\ &\leq \min_{k=1}^N \left| s_e \left(x^{(k)} \right) - f_d \left(x^{(k)} \right) \right| + \sqrt{d}(1+c) \|f_d\|_{1,\infty,\Omega} c_{\Omega} h_{\Omega,X}. \end{aligned}$$

Using 7.13 and then 7.17:

$$\begin{aligned} \left| s_e \left(x^{(k)} \right) - f_d \left(x^{(k)} \right) \right| &= \left| \mathcal{S}_X r_{\Omega}^* f_d \left(x^{(k)} \right) - r_{\Omega}^* f_d \left(x^{(k)} \right) \right| \\ &= \left| (\mathcal{S}_X - I) r_{\Omega}^* f_d \left(x^{(k)} \right) \right| \\ &\leq \|r_{\Omega}^* f_d\|_{w,0} \sqrt{R_{x^{(k)}} \left(x^{(k)} \right) - (\mathcal{S}_X R_{x^{(k)}}) \left(x^{(k)} \right)} \\ &\leq \|f_d\|_{w,0,\Omega} \sqrt{\rho N \delta_{k,k} - (\rho N)^2 \left((\rho N I + R_{X,X})^{-1} \right)_{k,k}} \\ &\leq \|f_d\|_{w,0,\Omega} \sqrt{\rho N}, \end{aligned}$$

so that we have the error estimate

$$|s_e(x) - f_d(x)| \leq \|f_d\|_{w,0,\Omega} \sqrt{\rho N} + \sqrt{d}(1+c) \|f_d\|_{1,\infty,\Omega} c_\Omega h_{\Omega,X}, \quad x \in \Omega. \quad (7.65)$$

But, from Theorem 141, part 1 of Theorem 72 and part 2 of Theorem 296,

$$\begin{aligned} |f_d(x^{(k)}) - s_e(x^{(k)})| &= |(f_d - s_e, R_{x^{(k)}}^\Omega)_{w,0,\Omega}| \leq \|f_d - s_e\|_{w,0,\Omega} \|R_{x^{(k)}}^\Omega\|_{w,0,\Omega} \\ &= \|f_d - s_e\|_{w,0,\Omega} \|r_\Omega^* R_{x^{(k)}}\|_{w,0,\Omega} \\ &\leq \|f_d - s_e\|_{w,0,\Omega} \|R_{x^{(k)}}\|_{w,0} \\ &= (2\pi)^{-1/2} G(0) \|f_d - s_e\|_{w,0,\Omega} \\ &= (2\pi)^{-1/2} G(0) \|f_d - r_\Omega \mathcal{S}_X r_\Omega^* f_d\|_{w,0,\Omega} \\ &= (2\pi)^{-1/2} G(0) \|r_\Omega r_\Omega^* f_d - r_\Omega \mathcal{S}_X r_\Omega^* f_d\|_{w,0,\Omega} \\ &= (2\pi)^{-1/2} G(0) \|r_\Omega (I - \mathcal{S}_X) r_\Omega^* f_d\|_{w,0,\Omega} \\ &\leq (2\pi)^{-1/2} G(0) \|(I - \mathcal{S}_X) r_\Omega^* f_d\|_{w,0} \\ &\leq (2\pi)^{-1/2} G(0) \|r_\Omega^* f_d\|_{w,0} \\ &\leq (2\pi)^{-1/2} G(0) \|f_d\|_{w,0,\Omega}, \end{aligned}$$

and so 7.65 can be strengthened to

$$|f_d(x) - s_e(x)| \leq \|f_d\|_{w,0,\Omega} \min \left\{ \sqrt{\rho N}, \frac{G(0)}{(2\pi)^{1/2}} \right\} + \sqrt{d}(1+c) \|f_d\|_{1,\infty,\Omega} c_\Omega h_{\Omega,X}, \quad x \in \Omega,$$

as claimed. ■

7.10 Approximation of the Exact smoother

We shall finish this chapter by approximating the Exact smoother by an easily calculated member of $W_{G,X}$ which does not involve calculating the inverse of a matrix. This result will be used to motivate the derivation of the Approximate smoother in Subsection 8.3.1 of the next chapter.

The relevant properties of the vector-valued evaluation operator $\tilde{\mathcal{E}}_X$ and its adjoint $\tilde{\mathcal{E}}_X^*$ w.r.t. X_w^0 were proven in Theorem 97. Now suppose $X = \{x^{(k)}\}_{k=1}^N$ is an ordered set of points in \mathbb{R}^d and $f \in X_w^0$. Define $g \in X_w^0$ by

$$f = \frac{1}{NR_0(0)} \tilde{\mathcal{E}}_X^* \tilde{\mathcal{E}}_X f + g = \frac{1}{NR_0(0)} \sum_k f(x^{(k)}) R_{x^{(k)}} + g, \quad (7.66)$$

so that

$$f - g = \frac{1}{NR_0(0)} \tilde{\mathcal{E}}_X^* \tilde{\mathcal{E}}_X f, \quad (7.67)$$

has the following properties:

Lemma 334 *Suppose f, g satisfy equation 7.66. Then:*

1. $\|f - g\|_{w,0} \leq \|f\|_{w,0}$.
2. $|f(x) - g(x)| \leq \sqrt{R_0(0)} \|f\|_{w,0}$.
3. $|\tilde{\mathcal{E}}_X f - \tilde{\mathcal{E}}_X g| \leq \frac{1}{\sqrt{NR_0(0)}} |\tilde{\mathcal{E}}_X f| \leq \|f\|_{w,0}$.
4. *The Exact smoother operator \mathcal{S}_X satisfies: $|\mathcal{S}_X f(x) - \mathcal{S}_X g(x)| \leq \sqrt{R_0(0)} \|f\|_{w,0}$.*

Proof. By definition of the Riesz representer

$$\|R_x\|_{w,0} = \|R_0\|_{w,0} = \sqrt{R_0(0)} \quad (7.68)$$

so part 3 of Theorem 97 implies

$$\left\| \tilde{\mathcal{E}}_X^* \right\| = \left| \tilde{\mathcal{E}}_X \right| = \|R_{X,X}\| \leq \sqrt{N} \sqrt{R_0(0)}. \quad (7.69)$$

Thus:

Part 1

$$\|f - g\|_{w,0} = \frac{1}{NR_0(0)} \left\| \tilde{\mathcal{E}}_X^* \tilde{\mathcal{E}}_X f \right\|_{w,0} \leq \|f\|_{w,0}.$$

Part 2

$$\begin{aligned} f(x) - g(x) &= \frac{1}{NR_0(0)} \left| \left(\tilde{\mathcal{E}}_X^* \tilde{\mathcal{E}}_X f, R_x \right)_{w,0} \right| = \frac{1}{NR_0(0)} \left\| \tilde{\mathcal{E}}_X^* \tilde{\mathcal{E}}_X f \right\|_{w,0} \|R_x\|_{w,0} \\ &\leq \sqrt{R_0(0)} \|f\|_{w,0}. \end{aligned}$$

Part 3 By part 5 of Theorem 97, $\tilde{\mathcal{E}}_X \tilde{\mathcal{E}}_X^* = R_{X,X}$ so

$$\begin{aligned} \left| \tilde{\mathcal{E}}_X f - \tilde{\mathcal{E}}_X g \right| &= \frac{1}{NR_0(0)} \left| R_{X,X} \tilde{\mathcal{E}}_X f \right| \leq \frac{1}{NR_0(0)} \|R_{X,X}\| \left| \tilde{\mathcal{E}}_X f \right| = \frac{1}{\sqrt{NR_0(0)}} \left| \tilde{\mathcal{E}}_X f \right| \\ &\leq \|f\|_{w,0}. \end{aligned}$$

Part 4 From part 2 of Theorem 296, the Exact smoother operator satisfies, $\|\mathcal{S}_X\| \leq 1$. Hence

$$\begin{aligned} |\mathcal{S}_X f(x) - \mathcal{S}_X g(x)| &= \frac{1}{NR_0(0)} \left| \left(\mathcal{S}_X \tilde{\mathcal{E}}_X^* \tilde{\mathcal{E}}_X f, R_x \right) \right| \leq \frac{1}{NR_0(0)} \left\| \mathcal{S}_X \tilde{\mathcal{E}}_X^* \tilde{\mathcal{E}}_X f \right\|_{w,0} \|R_0\|_{w,0} \\ &\leq \frac{1}{N\sqrt{R_0(0)}} \left\| \tilde{\mathcal{E}}_X^* \tilde{\mathcal{E}}_X f \right\|_{w,0} \\ &\leq \sqrt{R_0(0)} \|f\|_{w,0}. \end{aligned}$$

■

We now prove our smoother approximation theorem:

Theorem 335 Suppose $f, g \in X_w^0$ satisfy equation 7.66. Then

$$\mathcal{S}_X f(x) - \frac{\left(\tilde{\mathcal{E}}_X R_x \right)^T \tilde{\mathcal{E}}_X f}{(R_0(0) + \rho) N} = \frac{R_0(0)}{R_0(0) + \rho} \mathcal{S}_X g(x), \quad x \in \mathbb{R}^d, \quad (7.70)$$

and

$$\left| \mathcal{S}_X f(x) - \frac{\left(\tilde{\mathcal{E}}_X R_x \right)^T \tilde{\mathcal{E}}_X f}{(R_0(0) + \rho) N} \right| \leq \frac{2R_0(0)^{3/2}}{R_0(0) + \rho} \min \left\{ 1, \frac{R_0(0)}{\rho} \right\} \|f\|_{w,0}, \quad (7.71)$$

and

$$\left\| \mathcal{S}_X f - \frac{\left(\tilde{\mathcal{E}}_X R_x \right)^T \tilde{\mathcal{E}}_X f}{(R_0(0) + \rho) N} \right\|_{w,0} \leq \frac{2R_0(0)}{R_0(0) + \rho} \|f\|_{w,0}. \quad (7.72)$$

Proof. Starting with 7.11 and using the fact that $\tilde{\mathcal{E}}_X \tilde{\mathcal{E}}_X^* = R_{X,X}$ (part 5 Theorem 97) we have

$$\begin{aligned}
\mathcal{S}_X f(x) &= \left(\tilde{\mathcal{E}}_X R_x \right)^T (\rho NI + R_{X,X})^{-1} \tilde{\mathcal{E}}_X f \\
&= \left(\tilde{\mathcal{E}}_X R_x \right)^T (\rho NI + R_{X,X})^{-1} \left(\frac{1}{NR_0(0)} R_{X,X} \tilde{\mathcal{E}}_X f + \tilde{\mathcal{E}}_X g \right) \\
&= \frac{1}{NR_0(0)} \left(\tilde{\mathcal{E}}_X R_x \right)^T (\rho NI + R_{X,X})^{-1} R_{X,X} \tilde{\mathcal{E}}_X f + \left(\tilde{\mathcal{E}}_X R_x \right)^T (\rho NI + R_{X,X})^{-1} \tilde{\mathcal{E}}_X g \\
&= \frac{1}{NR_0(0)} \left(\tilde{\mathcal{E}}_X R_x \right)^T (\rho NI + R_{X,X})^{-1} R_{X,X} \tilde{\mathcal{E}}_X f + \mathcal{S}_X g(x) \\
&= \frac{1}{NR_0(0)} \left(\tilde{\mathcal{E}}_X R_x \right)^T (\rho NI + R_{X,X})^{-1} (\rho NI + R_{X,X}) \tilde{\mathcal{E}}_X f - \\
&\quad - \frac{1}{NR_0(0)} \left(\tilde{\mathcal{E}}_X R_x \right)^T (\rho NI + R_{X,X})^{-1} (\rho N \tilde{\mathcal{E}}_X f) + \mathcal{S}_X g(x) \\
&= \frac{\left(\tilde{\mathcal{E}}_X R_x \right)^T \tilde{\mathcal{E}}_X f}{NR_0(0)} - \frac{\rho}{R_0(0)} \mathcal{S}_X f(x) + \mathcal{S}_X g(x), \tag{7.73}
\end{aligned}$$

and solving for $\mathcal{S}_X f(x)$ gives

$$\begin{aligned}
\mathcal{S}_X f(x) &= \frac{1}{1 + \frac{\rho}{R_0(0)}} \frac{\left(\tilde{\mathcal{E}}_X R_x \right)^T \tilde{\mathcal{E}}_X f}{NR_0(0)} + \frac{\mathcal{S}_X g(x)}{1 + \frac{\rho}{R_0(0)}} \\
&= \frac{\left(\tilde{\mathcal{E}}_X R_x \right)^T \tilde{\mathcal{E}}_X f}{(R_0(0) + \rho) N} + \frac{R_0(0)}{R_0(0) + \rho} \mathcal{S}_X g(x),
\end{aligned}$$

i.e.

$$\mathcal{S}_X f(x) - \frac{\left(\tilde{\mathcal{E}}_X R_x \right)^T \tilde{\mathcal{E}}_X f}{(R_0(0) + \rho) N} = \frac{R_0(0)}{R_0(0) + \rho} \mathcal{S}_X g(x),$$

which is equation 7.70. To prove the estimate 7.71 we will estimate $|\mathcal{S}_X g(x)|$ using the inequality 7.15:

$$|\mathcal{S}_X u(x)| \leq \sqrt{R_0(0)} \min \left\{ 1, \frac{R_0(0)}{\rho} \right\} \|u\|_{w,0}, \quad u \in X_w^0. \tag{7.74}$$

Applying the Exact smoother to equation 7.67 gives

$$\mathcal{S}_X g(x) = \mathcal{S}_X f(x) - \frac{1}{NR_0(0)} \mathcal{S}_X \tilde{\mathcal{E}}_X^* \tilde{\mathcal{E}}_X f(x),$$

and then applying the estimate 7.74 to both terms on the right side yields

$$\begin{aligned}
|\mathcal{S}_X g(x)| &\leq |\mathcal{S}_X f(x)| + \frac{1}{NR_0(0)} \left| \mathcal{S}_X \left(\tilde{\mathcal{E}}_X^* \tilde{\mathcal{E}}_X f \right) (x) \right| \\
&\leq \sqrt{R_0(0)} \min \left\{ 1, \frac{R_0(0)}{\rho} \right\} \|f\|_{w,0} + \frac{\sqrt{R_0(0)}}{N \|R_0\|_{w,0}^2} \min \left\{ 1, \frac{R_0(0)}{\rho} \right\} \left\| \tilde{\mathcal{E}}_X^* \tilde{\mathcal{E}}_X f \right\|_{w,0} \\
&= \sqrt{R_0(0)} \min \left\{ 1, \frac{R_0(0)}{\rho} \right\} \left(\|f\|_{w,0} + \frac{1}{NR_0(0)} \left\| \tilde{\mathcal{E}}_X^* \tilde{\mathcal{E}}_X f \right\|_{w,0} \right) \\
&\leq 2\sqrt{R_0(0)} \min \left\{ 1, \frac{R_0(0)}{\rho} \right\} \|f\|_{w,0},
\end{aligned}$$

where the last step used 7.69. Finally

$$\begin{aligned}
\left| \mathcal{S}_X f(x) - \frac{\left(\tilde{\mathcal{E}}_X R_x \right)^T \tilde{\mathcal{E}}_X f}{(R_0(0) + \rho) N} \right| &= \frac{R_0(0)}{R_0(0) + \rho} |\mathcal{S}_X g(x)| \\
&\leq \frac{2R_0(0)^{3/2}}{R_0(0) + \rho} \min \left\{ 1, \frac{R_0(0)}{\rho} \right\} \|f\|_{w,0},
\end{aligned}$$

which proves 7.71. ■

Remark 336

1. If we write

$$\begin{aligned} \frac{(\tilde{\mathcal{E}}_X R_x)^T \tilde{\mathcal{E}}_X f}{(R_0(0) + \rho) N} &= \frac{1}{(R_0(0) + \rho) N} \sum_{k=1}^N f(x^{(k)}) R_x(x^{(k)}) \\ &= \frac{(2\pi)^{-d/2}}{(R_0(0) + \rho) N} \sum_{k=1}^N f(x^{(k)}) G(x - x^{(k)}) \\ &= \frac{1}{(G(0) + (2\pi)^{d/2} \rho)} \frac{1}{N} \sum_{k=1}^N f(x^{(k)}) G(x - x^{(k)}), \end{aligned}$$

it is clear that the mapping $f \rightarrow \frac{(\tilde{\mathcal{E}}_X R_x)^T \tilde{\mathcal{E}}_X f}{(R_0(0) + \rho) N}$ is a continuous linear operator from X_w^0 to $W_{G,X}$ with the form of a weighted average, the weights being data-translated basis functions. Note also that the operator only depends on the values of the data function in the data region.

2. The approximation 7.71 provides a bound of order ρ^{-2} for large ρ . For all ρ this estimate supplies an upper bound of $2\sqrt{R_0(0)} \|f\|_{w,0}$.
3. The normwise approximation 7.72 provides a bound of order ρ^{-1} as $\rho \rightarrow \infty$. For all ρ this estimate supplies an upper bound of $2 \|f\|_{w,0}$.

8

The scalable Approximate smoother

8.1 Introduction

In **Section 8.2** the **convolution space** $J_G = G * S$ is introduced and then some applications of these spaces are presented. The fact that $J_G \subset X_w^0$ implies some interesting embedding results which involve supplying necessary and sufficient conditions for one data space X_w^0 to be **continuously embedded** in another. I have also begun a study of the operator $\int_{\Omega} \bar{R}_x u$ where $u \in X_w^0$ and R_x is the Riesz representer of the evaluation functional. This operator might be useful in deriving the Approximate smoother.

In **Section 8.3** I **introduce the Approximate smoother**. I call this smoother the Approximate smoother because it approximates the Exact smoother! This is a non-parametric, scalable smoother. Here **scalable** means the numeric effort to calculate the Approximate smoother depends linearly on the number of data points. We assume the basis function is real-valued.

Two different approaches will be taken to defining the Approximate smoother, and both involve formulating the smoother as the solution of a variational problem. One of these problems will involve minimizing the Exact smoother functional 6 over $W_{G,X'}$ where $X' = \{x'_i\}_{i=1}^{N'}$ is an arbitrary set of distinct points in \mathbb{R}^d . The other, equivalent problem, involves finding the function in $W_{G,X'}$ which is nearest to Exact smoother s_e w.r.t. the norm $\|\cdot\|_{w,0}$. If

$$s_a(x) = \sum_{i=1}^{N'} \alpha'_i R_{x'_i}(x) = (2\pi)^{-d/2} \sum_{i=1}^{N'} \alpha'_i G(x - x'_i),$$

denotes the Approximate smoother and y is the dependent data then solving the second problem yields

$$s_a = \mathcal{I}_{X'} s_e,$$

which implies the matrix equation

$$(N\rho R_{X',X'} + R_{X,X'}^T R_{X,X'}) \alpha' = R_{X,X'}^T y,$$

where $R_{X,X'} = (R_{x'_j}(x^{(i)}))$. The size of the Approximate smoother matrix is $N' \times N'$ which is independent of the number of data points and suggests scalability.

The **error estimates for the pointwise convergence** of the Approximate smoother to its data function $f \in X_w^0$ are based on the simple triangle inequality

$$|f(x) - s_a(x)| \leq |f(x) - s_e(x)| + |s_e(x) - s_a(x)|,$$

and so Section 8.6 will be devoted to estimating $|s_e(x) - s_a(x)|$.

As with the minimal interpolant and the Exact smoother, we will obtain estimates that assume unisolvent data sets as well as the Type 1 and Type 2 estimates that do not **explicitly** involve unisolvency. The Approximate

smoother convergence orders and the constants are the same as those for the interpolation case which are given in the interpolation tables 1, 2, 3 and 6.

Type 1 error estimates No *a priori* assumption is made concerning the weight function parameter κ but it will be assumed that the basis function satisfies an inequality of the form 1. For example, if it is assumed that the data region K is closed bounded and infinite then Theorem 380 establishes that

$$|s_e(x) - s_a(x)| \leq \|f\|_{w,0} k_G (h_{X',K})^s, \quad x \in K,$$

and Theorem 397 shows that

$$|f(x) - s_a(x)| \leq \|f\|_{w,0} \left(\sqrt{\rho N} + k_G (h_{X,K})^s + k_G (h_{X',K})^s \right), \quad x \in K,$$

when $h_{X,K} = \sup_{x \in K} \text{dist}(x, X) \leq h_G$ and $h_{X',K} = \sup_{x \in K} \text{dist}(x, X') \leq h_G$.

Type 2 error estimates If it only assumed that $\kappa \geq 1$ then by Theorem 387

$$|s_e(x) - s_a(x)| \leq \|f\|_{w,0} k_G (h_{X',K})^s, \quad x \in \mathbb{R}^d,$$

and by Theorem 399

$$|f(x) - s_a(x)| \leq \|f\|_{w,0} \left(\sqrt{\rho N} + k_G h_{X,K} + k_G h_{X',K} \right), \quad x \in \mathbb{R}^d,$$

where $k_G = (2\pi)^{-\frac{d}{4}} \sqrt{-\left(|D|^2 G\right)(0)\sqrt{d}}$.

Taylor series and explicit unisolvent data error estimates If X is a unisolvent set of order $m \geq 1$ contained in a bounded data region Ω then by Theorem 391

$$|s_e(x) - s_a(x)| \leq \|f\|_{w,0} k_G (h_{X',\Omega})^m, \quad x \in \bar{\Omega},$$

and by Theorem 402

$$|f(x) - s_a(x)| \leq \|f\|_{w,0} \left(K'_{\Omega,m} \sqrt{\rho N} + k_G (h_{X,K})^m + k_G (h_{X',K})^m \right), \quad x \in \bar{\Omega},$$

for some constants $K'_{\Omega,m}, k_G > 0$. We say the orders of convergence are at least m .

These theoretical error results will be illustrated using the weight function examples from the interpolation chapter, namely the radial **shifted thin-plate splines**, **Gaussian** and **Sobolev splines** and the tensor product **extended B-splines**. We will also use the **central difference** weight functions from Chapter 5.

Numerical results are only presented for the Types 1 and 2 estimates. Numeric experiments are carried out using the same 1-dimensional B-splines and data functions that were used for the interpolants. We restrict ourselves to one dimension so that the data density parameters $h_{X,\Omega}$ and $h_{X,K}$ can be easily calculated.

The last section discusses the **SmoothOperator** software (freeware) package which implements the Approximate smoother algorithm. It has a full user manual which describe several tutorials and data experiments.

8.2 The convolution space J_G and applications

Following Dyn [25] we introduce the convolution space J_G and prove some of its properties, including the fact that J_G is dense in X_w^0 . This space will be used in the discretization process which derives the Approximate smoother problem from the Exact smoother problem in Subsection 8.3.1.

An application of the fact that $J_G \subset X_w^0$ are the embedding results of Subsection 8.2.1, an example of which is Theorem 346.

Definition 337 The convolution space J_G

Suppose the weight function w satisfies property W02 for some $\kappa \geq 0$ and let G be the zero order basis function generated by w . Then define

$$J_G := G * S := \{G * \phi : \phi \in S\},$$

where the convolution $G * \phi$ is defined by $G * \phi = \left(\widehat{\phi G}\right)^\vee$ with $G \in S'$ and $\phi \in S$. We will sometimes write $J_G = G * S$.

Theorem 338 *The function space J_G has the following properties:*

1. $J_G \subset X_w^0 \cap C_B^\infty$.
2. If $f \in X_w^0$ then $(f, G * \phi)_{w,0} = [f, \bar{\phi}]$ for all $\phi \in S$.
3. J_G is dense in X_w^0 .
4. $(G * \phi)(x) = \int \bar{R}_x \phi$ when $\phi \in S$.
5. If w is a tensor product central difference weight function then $G * (S \cap X_w^0)$ is dense in X_w^0 .
6. ??? Is part 5 true in general?

Proof. Suppose $g \in J_G$, say $g = G * \phi$ where $\phi \in S$.

Part 1 $\widehat{g} = \widehat{\phi} \widehat{G} = \frac{\widehat{\phi}}{w} \in L^1$ since property W02 implies $\frac{1}{w} \in L^1$. Thus

$$\int w |\widehat{g}|^2 = \int w \frac{|\widehat{\phi}|^2}{w^2} = \int \frac{|\widehat{\phi}|^2}{w} \leq \|\widehat{\phi}\|_\infty^2 \int \frac{1}{w} < \infty,$$

and so $g \in X_w^0$. For any multi-index $\alpha \geq 0$

$$(D^\alpha (G * \phi))^\wedge = i^{|\alpha|} \xi^\alpha \widehat{G * \phi} = i^{|\alpha|} \xi^\alpha \widehat{\phi} \widehat{G} = \frac{i^{|\alpha|} \xi^\alpha \widehat{\phi}}{w} \in L^1,$$

and so by Lemma 28, $D^\alpha (G * \phi) \in C_B^{(0)}$. Thus $G * \phi \in C_B^\infty$.

Part 2 $f \in X_w^0$ implies $\widehat{f} \in S' \cap L_{loc}^1$ and

$$(f, G * \phi)_{w,0} = \int w \widehat{f} \overline{\widehat{G * \phi}} = \int w \widehat{f} \frac{\overline{\widehat{\phi}}}{w} = \int \widehat{f} \overline{\widehat{\phi}}.$$

We now need some results from part (a) of Subsection 2.8.3 of Vladimirov [59]. Here he defines locally integrable functions which have polynomial growth at infinity i.e. a function $g \in L_{loc}^1$ such that $\int \frac{|g|}{(1+|x|)^s}$ for some $s \geq 0$. Vladimirov states that these functions have the property that $g \in S'$ and $[g, \phi] = \int g \phi$ for $\phi \in S$.

Now, from the proof of Theorem 53, $\widehat{f} \in L^1$ and so \widehat{f} has polynomial growth at infinity which implies

$$\int \widehat{f} \overline{\widehat{\phi}} = [\widehat{f}, \widehat{\phi}] = [f, \bar{\phi}].$$

Part 3 A standard result is that a subspace of a Hilbert space is dense iff its orthogonal complement is $\{0\}$. In fact, if $(f, G * \phi)_{w,0} = 0$ for all $\phi \in S$ then part 2 implies $f = 0$.

Part 4 Let $f = R_x$ in part 2.

Part 5 By definition $\check{S}_{w,0} = S \cap X_w^0$ and from part 4 of Corollary 470, $G * \check{S}_{w,0}$ is dense in X_w^0 .

Part 6 ?? ■

8.2.1 Embedding results for X_w^0

The fact that $J_G \subset X_w^0$ implies the following interesting embedding results which involve supplying necessary and sufficient conditions for one data space to be continuously embedded in another.

Theorem 339 *Suppose the weight function w has property W01 so that X_w^0 is a normed vector space. Then $X_w^0 \hookrightarrow L^2$ iff $\frac{1}{w} \in L^\infty$. In fact, if $\frac{1}{w} \in L^\infty$ then*

$$\|f\|_2 \leq \left\| \frac{1}{w} \right\|_\infty^{1/2} \|f\|_{w,0}, \quad f \in X_w^0,$$

and if the embedding $\iota : X_w^0 \hookrightarrow L^2$ is continuous then

$$\left\| \frac{1}{w} \right\|_{\infty}^{1/2} = \|\iota\|.$$

Proof. First suppose $\frac{1}{w} \in L^\infty$. Then, by Plancherel's theorem for L^2 functions i.e. $\|f\|_2 = \|\widehat{f}\|_2$, we have

$$\int |f|^2 = \int |\widehat{f}|^2 = \int \frac{1}{w} |\widehat{f}|^2 \leq \left\| \frac{1}{w} \right\|_{\infty} \|f\|_{w,0}^2. \tag{8.1}$$

Next suppose $X_w^0 \subset L^2$ and the embedding $\iota : X_w^0 \hookrightarrow L^2$ is continuous i.e.

$$\|f\|_2 \leq \|\iota\| \|f\|_{w,0}, \quad f \in X_w^0.$$

But from part 1 of Theorem 338 we know that $G * \phi \in X_w^0$ whenever $\phi \in S$ and thus $G * \overset{\vee}{\phi} \in X_w^0 \forall \phi \in S$. Now by assumption 8.1, $\left\| G * \overset{\vee}{\phi} \right\|_2^2 \leq \|\iota\|^2 \left\| G * \overset{\vee}{\phi} \right\|_{w,0}^2$ i.e.

$$\int \frac{1}{w^2} |\phi|^2 \leq \|\iota\|^2 \int \frac{1}{w} |\phi|^2, \quad \phi \in S.$$

With reference to weight function Definition 1, choose arbitrary $x \notin \mathcal{A}$ where \mathcal{A} is a closed set of measure zero such that $w > 0$ and continuous on $\mathbb{R}^d \setminus \mathcal{A}$. Suppose $0 < r < R < \text{dist}(x, \mathcal{A})$. Then it is possible to choose $\phi_{r,R} \in S$ such that $0 \leq \phi_{r,R} \leq 1$, $\text{supp } \phi_{r,R} \subseteq \overline{B}_R(x)$ and $\phi_{r,R} = 1$ on $\overline{B}_r(x)$ e.g. the standard "cap" example of a C_0^∞ function. Observe now that

$$\min_{B_r(x)} \frac{1}{w^2} \int_{B_r(x)} 1 \leq \int_{B_R(x)} \frac{|\phi_{r,R}|^2}{w^2} \leq \|\iota\|^2 \int_{B_R(x)} \frac{|\phi_{r,R}|^2}{w} \leq \|\iota\|^2 \max_{B_R(x)} \frac{1}{w} \int_{B_R(x)} 1,$$

i.e. for $0 < r < R < \text{dist}(x, \mathcal{A})$,

$$\frac{\min_{B_r(x)} \frac{1}{w^2}}{\max_{B_R(x)} \frac{1}{w}} \leq \|\iota\|^2 \frac{\int_{B_R(x)} 1}{\int_{B_r(x)} 1} = \|\iota\|^2 \left(\frac{R}{r} \right)^d.$$

Now since the continuity of w near x implies $\min_{B_R(x)} \frac{1}{w^2}$ is continuous in R we must have $\frac{\min_{B_r(x)} \frac{1}{w^2}}{\max_{B_r(x)} \frac{1}{w}} \leq \|\iota\|^2$ for $0 < r < \text{dist}(x, \mathcal{A})$, and hence that $\frac{1}{w(x)} = \lim_{r \rightarrow 0} \frac{\min_{B_r(x)} \frac{1}{w^2}}{\max_{B_r(x)} \frac{1}{w}} \leq \|\iota\|^2$ when $x \notin \mathcal{A}$ i.e. $1/w \in L^\infty$ and $\left\| \frac{1}{w} \right\|_{\infty}^{1/2} \leq \|\iota\|$.

But from 8.1, $\|\iota\| \leq \left\| \frac{1}{w} \right\|_{\infty}^{1/2}$ so $\|\iota\| = \left\| \frac{1}{w} \right\|_{\infty}^{1/2}$. ■

More generally, we have:

Theorem 340 Suppose the weight function w has property W01 so that X_w^0 is a normed vector space. Then $X_w^0 \xhookrightarrow{\iota} H^m$ iff $\frac{\xi^{2\alpha}}{w} \in L^\infty$ for $|\alpha| \leq m$ iff $\frac{(1+|\cdot|^2)^m}{w} \in L^\infty$.

In fact, if $\frac{\xi^{2\alpha}}{w} \in L^\infty$ for $|\alpha| \leq m$ then

$$\|f\|_{H^m} \leq \left\| \frac{(1+|\cdot|^2)^m}{w} \right\|_{\infty}^{1/2} \|f\|_{w,0}, \quad f \in X_w^0,$$

and if the embedding $\iota : X_w^0 \hookrightarrow H^m$ is continuous then

$$\left\| \frac{(1+|\cdot|^2)^m}{w} \right\|_{\infty}^{1/2} = \|\iota\|.$$

Proof. The special case of the identity stated in part 6 in Definition 679 i.e.

$$\left(1 + |\xi|^2\right)^m = \sum_{|\alpha| \leq m} \binom{m}{\alpha} \xi^\alpha, \quad \binom{m}{\alpha} = \frac{m!}{\alpha! (m - |\alpha|)!}.$$

implies $\frac{\xi^{2\alpha}}{w} \in L^\infty$ for $|\alpha| \leq m$ iff $\frac{(1+|\xi|^2)^m}{w} \in L^\infty$.

First suppose $\frac{\xi^{2\alpha}}{w} \in L^\infty$ for $|\alpha| \leq m$. Then

$$\|f\|_{H^m}^2 = \int \left(1 + |\cdot|^2\right)^m |\widehat{f}|^2 = \int \frac{\left(1 + |\cdot|^2\right)^m}{w} w |\widehat{f}|^2 \leq \left\| \frac{\left(1 + |\cdot|^2\right)^m}{w} \right\|_\infty \|f\|_{w,0}^2 < \infty.$$

Next suppose $X_w^0 \subset H^m$ and the embedding $\iota : X_w^0 \hookrightarrow H^m$ is continuous i.e.

$$\|f\|_{H^m} \leq \|\iota\| \|f\|_{w,0}, \quad f \in X_w^0. \quad (8.2)$$

But from part 1 of Theorem 338 we know that if G is the basis function then for all $\phi \in S$, $G * \phi \in X_w^0$ and thus $G * \check{\phi} \in X_w^0$. Consequently, by assumption 8.2, $\left\| G * \check{\phi} \right\|_{H^m}^2 \leq \|\iota\|^2 \left\| G * \check{\phi} \right\|_{w,0}^2$ i.e.

$$\int \left(1 + |\cdot|^2\right)^m \frac{1}{w^2} |\phi|^2 \leq \|\iota\|^2 \int \frac{1}{w} |\phi|^2, \quad \phi \in S.$$

With reference to weight function Definition 1, choose arbitrary $\eta \notin \mathcal{A}$ where \mathcal{A} is a closed set of measure zero such that $w > 0$ and continuous on $\mathbb{R}^d \setminus \mathcal{A}$. Suppose $0 < r < R < \text{dist}(\eta, \mathcal{A})$. Then it is possible to choose $\phi_{r,R} \in S$ such that $0 \leq \phi_{r,R} \leq 1$, $\text{supp } \phi_{r,R} \subseteq \overline{B}_R(\eta)$ and $\phi_{r,R} = 1$ on $\overline{B}_r(\eta)$ e.g. the standard "cap" example of a C^∞ function. Observe now that

$$\min_{B_r(\eta)} \frac{\left(1 + |\cdot|^2\right)^m}{w^2} \int_{B_r(\eta)} 1 \leq \int_{B_R(\eta)} \left(1 + |\cdot|^2\right)^m \frac{|\phi_{r,R}|^2}{w^2} \leq \|\iota\|^2 \int_{B_R(\eta)} \frac{|\phi_{r,R}|^2}{w} \leq \|\iota\|^2 \max_{B_R(\eta)} \frac{1}{w} \int_{B_R(\eta)} 1,$$

i.e. for $0 < r < R < \text{dist}(\eta, \mathcal{A})$,

$$\frac{\min_{B_r(\eta)} \frac{\left(1 + |\cdot|^2\right)^m}{w^2}}{\max_{B_R(\eta)} \frac{1}{w}} \leq \|\iota\|^2 \frac{\int_{B_R(\eta)} 1}{\int_{B_r(\eta)} 1} = \|\iota\|^2 \left(\frac{R}{r}\right)^d.$$

Now since the continuity of w near η implies $\min_{B_R(\eta)} \frac{1}{w}$ is continuous in R we must have $\frac{\min_{B_r(\eta)} \frac{\left(1 + |\cdot|^2\right)^m}{w^2}}{\max_{B_r(\eta)} \frac{1}{w}} \leq \|\iota\|^2$ for $0 < r < \text{dist}(\eta, \mathcal{A})$, and hence that

$$\frac{\left(1 + |\eta|^2\right)^m}{w(\eta)} = \frac{\left(1 + |\eta|^2\right)^m}{w(\eta)^2} = \lim_{r \rightarrow 0} \frac{\min_{B_r(\eta)} \frac{\left(1 + |\cdot|^2\right)^m}{w^2}}{\max_{B_r(\eta)} \frac{1}{w}} \leq \|\iota\|^2.$$

when $\eta \notin \mathcal{A}$ i.e. $\frac{\left(1 + |\eta|^2\right)^m}{w(\eta)} \in L^\infty$ and $\left\| \frac{\left(1 + |\cdot|^2\right)^m}{w} \right\|_\infty^{1/2} \leq \|\iota\|$ i.e. $\frac{\xi^{2\alpha}}{w} \in L^\infty$ for $|\alpha| \leq m$. ■

Remark 341 Compare the definition of weight function property W02 for parameter m i.e. $\frac{\xi^{2\alpha}}{w} \in L^1$ for $|\alpha| \leq m$, with the condition $\frac{\xi^{2\alpha}}{w} \in L^\infty$ for $|\alpha| \leq m$ used in the last theorem

Theorem 342 *Suppose the weight function w has property W01 so that X_w^0 is a normed vector space. Suppose $s \geq 0$. Then $X_w^0 \hookrightarrow H^s$ iff $\frac{(1+|\cdot|^2)^s}{w} \in L^\infty$.*

In fact, if $\frac{(1+|\cdot|^2)^s}{w} \in L^\infty$ then

$$\|f\|_{H^s} \leq \left\| \frac{(1+|\cdot|^2)^s}{w} \right\|_\infty^{1/2} \|f\|_{w,0}, \quad f \in X_w^0,$$

and if the embedding $\iota : X_w^0 \hookrightarrow H^s$ is continuous then $\left\| \frac{(1+|\cdot|^2)^s}{w} \right\|_\infty^{1/2} = \|\iota\|$.

Even more generally:

Proof. First suppose $\frac{(1+|\cdot|^2)^s}{w}$. Then

$$\|f\|_{H^s}^2 = \int (1+|\cdot|^2)^s |\hat{f}|^2 = \int \frac{(1+|\cdot|^2)^s}{w} w |\hat{f}|^2 \leq \left\| \frac{(1+|\cdot|^2)^s}{w} \right\|_\infty \|f\|_{w,0}^2 < \infty.$$

Next suppose $X_w^0 \subset H^s$ and the embedding $\iota : X_w^0 \hookrightarrow H^s$ is continuous i.e.

$$\|f\|_{H^s} \leq \|\iota\| \|f\|_{w,0}, \quad f \in X_w^0. \tag{8.3}$$

But from part 1 of Theorem 338 we know that if G is the basis function then for all $\phi \in S$, $G * \phi \in X_w^0$ and thus $G * \phi \in X_w^0$. Consequently, by assumption 8.3, $\left\| G * \phi \right\|_{H^s}^2 \leq \|\iota\|^2 \left\| G * \phi \right\|_{w,0}^2$ i.e.

$$\int (1+|\cdot|^2)^s \frac{1}{w^2} |\phi|^2 \leq \|\iota\|^2 \int \frac{1}{w} |\phi|^2, \quad \phi \in S.$$

With reference to weight function Definition 1, choose arbitrary $\eta \notin \mathcal{A}$ where \mathcal{A} is a closed set of measure zero such that $w > 0$ and continuous on $\mathbb{R}^d \setminus \mathcal{A}$. Suppose $0 < r < R < \text{dist}(\eta, \mathcal{A})$. Then it is possible to choose $\phi_{r,R} \in S$ such that $0 \leq \phi_{r,R} \leq 1$, $\text{supp } \phi_{r,R} \subseteq \overline{B}_R(\eta)$ and $\phi_{r,R} = 1$ on $\overline{B}_r(\eta)$ e.g. the standard "cap" example of a C_0^∞ function. Observe now that

$$\min_{B_r(\eta)} \frac{(1+|\cdot|^2)^s}{w^2} \int_{B_r(\eta)} 1 \leq \int_{B_R(\eta)} (1+|\cdot|^2)^s \frac{|\phi_{r,R}|^2}{w^2} \leq \|\iota\|^2 \int_{B_R(\eta)} \frac{|\phi_{r,R}|^2}{w} \leq \|\iota\|^2 \max_{B_R(\eta)} \frac{1}{w} \int_{B_R(\eta)} 1,$$

i.e. for $0 < r < R < \text{dist}(\eta, \mathcal{A})$,

$$\frac{\min_{B_r(\eta)} \frac{(1+|\cdot|^2)^s}{w^2}}{\max_{B_R(\eta)} \frac{1}{w}} \leq \|\iota\|^2 \frac{\int_{B_R(\eta)} 1}{\int_{B_r(\eta)} 1} = \|\iota\|^2 \left(\frac{R}{r}\right)^d.$$

Now since the continuity of w near η implies $\min_{B_R(\eta)} \frac{1}{w}$ is continuous in R we must have $\frac{\min_{B_r(\eta)} \frac{(1+|\cdot|^2)^s}{w^2}}{\max_{B_r(\eta)} \frac{1}{w}} \leq \|\iota\|^2$ for $0 < r < \text{dist}(\eta, \mathcal{A})$, and hence that

$$\frac{(1+|\eta|^2)^s}{w(\eta)} = \frac{(1+|\eta|^2)^s}{\frac{1}{w(\eta)}} = \lim_{r \rightarrow 0} \frac{\min_{B_r(\eta)} \frac{(1+|\cdot|^2)^s}{w^2}}{\max_{B_r(\eta)} \frac{1}{w}} \leq \|\iota\|^2.$$

when $\eta \notin \mathcal{A}$ i.e. $\frac{(1+|\eta|^2)^s}{w(\eta)} \in L^\infty$ and $\left\| \frac{(1+|\cdot|^2)^s}{w} \right\|_\infty^{1/2} \leq \|\iota\|$. ■

The analogue of Theorem 340 for $H^{m,1}$ spaces is:

Theorem 343 Suppose the weight function w has property W01 so that X_w^0 is a normed vector space. Then $X_w^0 \xrightarrow{\iota} H^{m1}$ iff $\frac{\xi^{2\alpha}}{w} \in L^\infty$ for $\alpha \leq m1$ iff $\frac{(1+\xi.\xi)^{m1}}{w(\xi)} \in L^\infty$.

In fact, if $\frac{\xi^{2\alpha}}{w} \in L^\infty$ for $\alpha \leq m1$ then

$$\|f\|_{H^{m1}} \leq \left\| \frac{(1+\xi.\xi)^{m1}}{w(\xi)} \right\|_\infty^{1/2} \|f\|_{w,0}, \quad f \in X_w^0,$$

where $\xi.\xi$ is the componentwise vector product. Also, if the embedding $\iota : X_w^0 \hookrightarrow H^{m1}$ is continuous then

$$\left\| \frac{(1+\xi.\xi)^{m1}}{w(\xi)} \right\|_\infty^{1/2} = \|\iota\|.$$

Proof. The binomial identity

$$((1+\xi_1^2) \dots (1+\xi_d^2))^m = (1+\xi.\xi)^{m1} = \sum_{\alpha \leq m1} \binom{m1}{\alpha} \xi^{2\alpha}.$$

implies $\frac{\xi^{2\alpha}}{w} \in L^\infty$ for $\alpha \leq m1$ iff $\frac{(1+\xi.\xi)^{m1}}{w} \in L^\infty$.

Now suppose $\frac{\xi^{2\alpha}}{w} \in L^\infty$ for $\alpha \leq m1$. Then

$$\|f\|_{H^{m1}}^2 = \int (1+\xi.\xi)^{m1} |\widehat{f}|^2 = \int \frac{(1+\xi.\xi)^{m1}}{w} w |\widehat{f}|^2 \leq \left\| \frac{(1+\xi.\xi)^{m1}}{w} \right\|_\infty \|f\|_{w,0}^2 < \infty.$$

Next suppose $X_w^0 \subset H^{m1}$ and the embedding $\iota : X_w^0 \hookrightarrow H^{m1}$ is continuous i.e.

$$\|f\|_{H^{m1}} \leq \|\iota\| \|f\|_{w,0}, \quad f \in X_w^0. \quad (8.4)$$

But from part 1 of Theorem 338 we know that for all $\phi \in S$, $G * \phi \in X_w^0$ and thus $G * \check{\phi} \in X_w^0$. Consequently, by assumption 8.4, $\left\| G * \check{\phi} \right\|_{H^{m1}}^2 \leq \|\iota\|^2 \left\| G * \check{\phi} \right\|_{w,0}^2$ i.e.

$$\int (1+\xi.\xi)^{m1} \frac{1}{w^2} |\phi|^2 \leq \|\iota\|^2 \int \frac{1}{w} |\phi|^2, \quad \phi \in S.$$

With reference to weight function Definition 1, choose arbitrary $\eta \notin \mathcal{A}$ where \mathcal{A} is a closed set of measure zero such that $w > 0$ and continuous on $\mathbb{R}^d \setminus \mathcal{A}$. Suppose $0 < r < R < \text{dist}(\eta, \mathcal{A})$. Then it is possible to choose $\phi_{r,R} \in S$ such that $0 \leq \phi_{r,R} \leq 1$, $\text{supp } \phi_{r,R} \subseteq \overline{B}_R(\eta)$ and $\phi_{r,R} = 1$ on $\overline{B}_r(\eta)$ e.g. the standard "cap" example of a C_0^∞ function. Observe now that 8.4 implies

$$\min_{B_r(\eta)} \frac{(1+\xi.\xi)^{m1}}{w^2} \int_{B_r(\eta)} 1 \leq \int_{B_R(\eta)} (1+\xi.\xi)^{m1} \frac{|\phi_{r,R}|^2}{w^2} \leq \|\iota\|^2 \int_{B_R(\eta)} \frac{|\phi_{r,R}|^2}{w} \leq \|\iota\|^2 \max_{B_R(\eta)} \frac{1}{w} \int_{B_R(\eta)} 1,$$

i.e. for $0 < r < R < \text{dist}(\eta, \mathcal{A})$,

$$\frac{\min_{B_r(\eta)} \frac{(1+\xi.\xi)^{m1}}{w^2}}{\max_{B_R(\eta)} \frac{1}{w}} \leq \|\iota\|^2 \frac{\int_{B_R(\eta)} 1}{\int_{B_r(\eta)} 1} = \|\iota\|^2 \left(\frac{R}{r} \right)^d.$$

Now, since the continuity of w near η implies $\min_{B_R(\eta)} \frac{1}{w}$ is continuous in R , we must have $\frac{\min_{B_r(\eta)} \frac{(1+\xi.\xi)^{m1}}{w^2}}{\max_{B_r(\eta)} \frac{1}{w}} \leq \|\iota\|^2$ for $0 < r < \text{dist}(\eta, \mathcal{A})$, and hence that

$$\frac{(1+\eta.\eta)^{m1}}{w(\eta)} = \frac{(1+\eta.\eta)^{m1}}{\frac{1}{w(\eta)^2}} = \lim_{r \rightarrow 0} \frac{\min_{B_r(\eta)} \frac{(1+\eta.\eta)^{m1}}{w^2}}{\max_{B_r(\eta)} \frac{1}{w}} \leq \|\iota\|^2.$$

when $\eta \notin \mathcal{A}$ i.e. $\frac{(1+\eta.\eta)^{m1}}{w(\eta)} \in L^\infty$ and $\left\| \frac{(1+\eta.\eta)^{m1}}{w} \right\|_\infty^{1/2} \leq \|\iota\|$ i.e. $\frac{\eta^{2\alpha}}{w} \in L^\infty$ for $|\alpha| \leq m$. ■

Remark 344 Compare the definition of weight function property W03 for parameter $m1$ i.e. $\frac{\xi^{2\alpha}}{w} \in L^1$ for $\alpha \leq m1$, with the condition $\frac{\xi^{2\alpha}}{w} \in L^\infty$ for $\alpha \leq m1$ used in the last theorem.

This result is an extension of Theorem 343.

Theorem 345 Suppose the weight function w has property W01 so that X_w^0 is a normed vector space. Then $X_w^0 \xrightarrow{\iota} H^{s1}$ iff $\frac{(1+\xi.\xi)^{s1}}{w} \in L^\infty$.

In fact, if $\frac{(1+\xi.\xi)^{s1}}{w} \in L^\infty$ then

$$\|f\|_{H^{m1}} \leq \left\| \frac{(1+\xi.\xi)^{s1}}{w(\xi)} \right\|_\infty^{1/2} \|f\|_{w,0}, \quad f \in X_w^0,$$

where $\xi.\xi$ is the componentwise vector product. Also, if the embedding $\iota : X_w^0 \hookrightarrow H^{s1}$ is continuous then

$$\left\| \frac{(1+\xi.\xi)^{s1}}{w(\xi)} \right\|_\infty^{1/2} = \|\iota\|.$$

For two weight functions:

Theorem 346 Suppose the weight functions w_1 and w_2 have property W01 i.e. $X_{w_1}^0$ and $X_{w_2}^0$ are normed vector spaces. Then $X_{w_1}^0 \xrightarrow{\iota} X_{w_2}^0$ iff $\frac{w_2}{w_1} \in L^\infty$. In fact, $\|\iota\| = \left\| \frac{w_2}{w_1} \right\|_\infty$.

Proof. First suppose $\frac{w_2}{w_1} \in L^\infty$. Then

$$\|\iota f\|_{w_2,0}^2 = \int w_2 |\hat{f}|^2 = \int \frac{w_2}{w_1} w_1 |\hat{f}|^2 \leq \left\| \frac{w_2}{w_1} \right\|_\infty \|f\|_{w_1,0}^2 < \infty,$$

so $\|\iota\| \leq \left\| \frac{w_2}{w_1} \right\|_\infty^{1/2}$.

Next suppose $X_{w_1}^0 \subset X_{w_2}^0$ and the embedding $\iota : X_{w_1}^0 \hookrightarrow X_{w_2}^0$ is continuous i.e.

$$\|f\|_{w_2,0} \leq \|\iota\| \|f\|_{w_1,0}, \quad f \in X_{w_1}^0.$$

But from part 1 of Theorem 338 we know that if w_1 has basis function G_1 then for all $\phi \in S$, $G_1 * \phi \in X_{w_1}^0$ and thus $G_1 * \phi \in X_{w_2}^0$. Consequently, by assumption 8.2, $\left\| G_1 * \phi \right\|_{w_2,0}^2 \leq \|\iota\|^2 \left\| G_1 * \phi \right\|_{w_1,0}^2$ i.e.

$$\int \frac{w_2}{w_1^2} |\phi|^2 \leq \|\iota\|^2 \int \frac{1}{w_1} |\phi|^2, \quad \phi \in S. \tag{8.5}$$

With reference to weight function Definition 1, suppose that \mathcal{A}_i is a closed set of measure zero such that $w_i > 0$ and continuous on $\mathbb{R}^d \setminus \mathcal{A}_i$. Let $\mathcal{A} = \mathcal{A}_1 \cap \mathcal{A}_2$. Choose arbitrary $\eta \notin \mathcal{A}$ and suppose $0 < r < R < \text{dist}(\eta, \mathcal{A})$. Then it is possible to choose $\phi_{r,R} \in S$ such that $0 \leq \phi_{r,R} \leq 1$, $\text{supp } \phi_{r,R} \subseteq \overline{B}_R(\eta)$ and $\phi_{r,R} = 1$ on $\overline{B}_r(\eta)$ e.g. the standard "cap" example of a C_0^∞ function. Observe now that 8.5 implies

$$\min_{B_r(\eta)} \frac{w_2}{w_1^2} \int_{B_r(\eta)} 1 \leq \int_{B_R(\eta)} w_2 \frac{|\phi_{r,R}|^2}{w_1^2} \leq \|\iota\|^2 \int_{B_R(\eta)} \frac{|\phi_{r,R}|^2}{w_1} \leq \|\iota\|^2 \max_{B_R(\eta)} \frac{1}{w_1} \int_{B_R(\eta)} 1,$$

i.e. for $0 < r < R < \text{dist}(\eta, \mathcal{A})$,

$$\frac{\min_{B_r(\eta)} \frac{w_2}{w_1^2}}{\max_{B_R(\eta)} \frac{1}{w_1}} \leq \|\iota\|^2 \frac{\int_{B_R(\eta)} 1}{\int_{B_r(\eta)} 1} = \|\iota\|^2 \left(\frac{R}{r} \right)^d.$$

Now, since the continuity of w_1 near η implies $\min_{B_R(\eta)} \frac{1}{w_1}$ is continuous in R , we must have $\frac{\min_{B_r(\eta)} \frac{w_2}{w_1}}{\max_{B_r(\eta)} \frac{1}{w_1}} \leq \|\iota\|^2$ for $0 < r < \text{dist}(\eta, \mathcal{A})$, and hence that

$$\frac{w_2(\eta)}{w_1(\eta)} = \frac{\frac{w_2(\eta)}{w_1(\eta)^2}}{\frac{1}{w_1(\eta)}} = \lim_{r \rightarrow 0} \frac{\min_{B_r(\eta)} \frac{w_2}{w_1}}{\max_{B_r(\eta)} \frac{1}{w_1}} \leq \|\iota\|^2.$$

when $\eta \notin \mathcal{A}$ i.e. $\frac{w_2}{w_1} \in L^\infty$ and $\left\| \frac{w_2}{w_1} \right\|_\infty^{1/2} \leq \|\iota\|$. ■

Corollary 347 *Suppose the weight functions w_1 and w_2 have property W01 i.e. $X_{w_1}^0$ and $X_{w_2}^0$ are normed vector spaces. Then $X_{w_1}^0 \simeq X_{w_2}^0$ iff $\frac{w_2}{w_1} \in L^\infty$ and $\frac{w_1}{w_2} \in L^\infty$. The notation \simeq means equal as sets with equivalent norms. Further, if $X_{w_1}^0 \simeq X_{w_2}^0$ then w_1 has property W02/W03 for κ iff w_2 has property W02/W03 for κ .*

PROVE:

Corollary 348 *?? Show that: $X_{w_1}^0 \simeq X_{w_2}^0$ iff there exist constants $C_1, C_2 > 0$ such that*

$$C_1 w_1(\xi) \leq w_2(\xi) \leq C_2 w_1(\xi), \quad \xi \notin \mathcal{A}_1 \cup \mathcal{A}_2. \quad (8.6)$$

Proof. From the proof of Theorem 346 it is clear that $X_{w_1}^0 \simeq X_{w_2}^0$ implies 8.6.
?? FINISH! ■

Remark 349 *?? PROVE!: using the notation of ?? Definition 135.*

1. ?? **Prove analogous results for positive order spaces!**
2. ?? What about the dual spaces $X_{1/w}^0$ and $\widetilde{X}_{1/w}^0$?
3. ?? What about $S_{w,0}$? When does $w_1 S_{w,0} = S$?
4. ?? What about the quotient space $X_w^0(\Omega) = r_\Omega X_w^0$?
5. What about using the density of J_G in X_w^0 ?

8.2.2 The operator $\int_\Omega \overline{R}_x u$

I have begun a study of the operator $\int_\Omega \overline{R}_x u$ where $u \in X_w^0$ and R_x is the Riesz representer of the evaluation functional. These operators might be useful in deriving the Approximate smoother.

Definition 350 *We define the operator $\rho_u(x) := \int_\Omega \overline{R}_x u$ where $u \in X_w^0$ and $\Omega \subset \mathbb{R}^d$ is a bounded open set.*

We utilize the space $\overline{X}_{1/w}^0$ as introduced in Definition 416 below and used for ??.

For closed $K \subset \mathbb{R}^d$, $\left(\overline{X}_{1/w}^0\right)_K := \left\{ f \in \overline{X}_{1/w}^0 : \text{supp } f \subset K \right\}$.

Theorem 351 *Properties of the operator $\int_\Omega \overline{R}_x u$:*

1. $\int_\Omega \overline{R}_x u$ is a continuous operator from X_w^0 to X_w^0 .
2. ?? **REDO proof of part 1 using the fact that $S \cap X_w^0$ is dense in X_w^0 !** See Corollary 41.
3. $c_\Omega u \in \overline{X}_{1/w}^0$. In fact, $\|\rho_u\|_{w,0} = \|c_\Omega u\|_{1/w,0}$ and we have the estimate 8.8.
4. $\int_\Omega \overline{R}_x u = 0$ iff $\text{supp } u \subset \Omega^c$ iff $u \in (X_w^0)_{\Omega^c}$.
5. $\int_\Omega \overline{R}_x u$ is self-adjoint w.r.t. X_w^0 .
6. $\left| \int_\Omega \overline{R}_x u \right| \leq \|u\|_{w,0} \|\rho_{R_x}\|_{w,0}$.
7. For each $x \in \mathbb{R}^d$, $\int_\Omega \overline{R}_x u \in (X_w^0)'$.

8. $X_w^0(\Omega)' \simeq \{\rho_u : u \in X_w^0\}$. Use Theorem 708. See Subsection 9.2.8 especially equation 9.89.

Proof. Part 1 If c_Ω denotes the characteristic function of Ω then

$$\rho_u(x) = \int \overline{R_x} c_\Omega u.$$

From Theorem 72, $R_x(z) = (2\pi)^{-d/2} G(z-x)$ and $\overline{R_x(z)} = R_z(x)$ so that

$$\rho_u(x) = \int \overline{R_x} c_\Omega u = (2\pi)^{-d/2} \int G(x-z) (c_\Omega u)(z) dz.$$

Since $G \in C_B^{(0)} \subset L^\infty$ and $c_\Omega u \in L^1$ we have $\rho_u(x) \in L^\infty$ and

$$\rho_u = G * (c_\Omega u) \in L^\infty.$$

We now need to use the properties of the $S' \times O'_c$ distribution convolution of Section 2.6 of Petersen [52] which is summarized below in Section A.7. In fact, since $c_\Omega u \in \mathcal{E}' \subset O'_c$ we can use to write

$$\begin{aligned} \rho_u &= G * (c_\Omega u) \in S', \\ \widehat{\rho_u} &= \widehat{G} (c_\Omega u)^\wedge = \frac{1}{w} (c_\Omega u)^\wedge \in L^1_{loc}, \\ \int w |\widehat{\rho_u}|^2 &= \int \frac{1}{w} |(c_\Omega u)^\wedge|^2. \end{aligned} \tag{8.7}$$

Since $X_w^0 \subset C_B^{(0)}$ it follows that $c_\Omega u \in L^1$. Thus $(c_\Omega u)^\wedge \in C_B^{(0)}$ and so

$$\int \frac{1}{w} |(c_\Omega u)^\wedge|^2 \leq \|(c_\Omega u)^\wedge\|_\infty^2 \int \frac{1}{w} < \infty,$$

which means

$$\rho_u \in X_w^0, \quad \|\rho_u\|_{w,0} \leq \|(c_\Omega u)^\wedge\|_\infty^2 \int \frac{1}{w}.$$

Further, since $c_\Omega \in \mathcal{E}'$ and $u \in S'$, $(c_\Omega u)^\wedge = \widehat{c_\Omega} * \widehat{u}$. But $c_\Omega \in L^1$ implies $\widehat{c_\Omega} \in C_B^{(0)}$, and since the Cauchy-Schwartz inequality and $\widehat{u} = \frac{1}{\sqrt{w}} \sqrt{w} \widehat{u}$ implies $\widehat{u} \in L^1$, it follows from Young's convolution inequality that

$$\|(c_\Omega u)^\wedge\|_\infty = \|\widehat{c_\Omega} * \widehat{u}\|_\infty \leq \|\widehat{c_\Omega}\|_\infty \|\widehat{u}\|_1 \leq (2\pi)^{-d/2} (\text{vol } \Omega) \left(\int \frac{1}{w} \right)^{1/2} \|u\|_{w,0}.$$

Hence

$$\begin{aligned} \int w |\widehat{\rho_u}|^2 &= \int \frac{1}{w} |(c_\Omega u)^\wedge|^2 \leq \int \frac{1}{w} \left((2\pi)^{-d/2} (\text{vol } \Omega) \left(\int \frac{1}{w} \right)^{1/2} \|u\|_{w,0} \right)^2 \\ &= (\text{vol } \Omega)^2 \left((2\pi)^{-\frac{d}{2}} \int \frac{1}{w} \right)^2 \|u\|_{w,0}^2, \end{aligned}$$

which means that

$$\|\rho_u\|_{w,0} \leq (\text{vol } \Omega) \left((2\pi)^{-\frac{d}{2}} \int \frac{1}{w} \right) \|u\|_{w,0} = (\text{vol } \Omega) G(0) \|u\|_{w,0}, \tag{8.8}$$

and continuity is ensured.

Part 2 ?? REDO part 1 using the fact that $S \cap X_w^0$ is dense in X_w^0 , which was proven in Corollary 41.

Part 3 Clearly $c_\Omega u \in \overline{X}_{1/w}^0$.

Part 4 We have

$$\rho_u = 0 \iff \widehat{\rho_u} = \frac{1}{w} (c_\Omega u)^\wedge = 0 \iff (c_\Omega u)^\wedge = 0 \iff c_\Omega u = 0 \iff \text{supp } u \subset \Omega^c,$$

and the second iff follows from the definition of $(X_w^0)_{\Omega^c}$.

Part 5 From Corollary 41 we have that $X_w^0 \cap S$ is dense in X_w^0 . Hence it will suffice to prove self-adjointness on $X_w^0 \cap S$. So choose $u, v \in X_w^0 \cap S$ and from part 1,

$$(\rho_u, v)_{w,0} = \int w \widehat{\rho_u} \overline{\widehat{v}} = \int w \frac{1}{w} (c_{\Omega} u)^{\wedge} \overline{\widehat{v}} = \int (c_{\Omega} u)^{\wedge} \overline{\widehat{v}}.$$

Since $c_{\Omega} u \in L^2$ and $v \in L^2$, by Plancherel's theorem

$$(\rho_u, v)_{w,0} = \int c_{\Omega} u \overline{v} = \int u \overline{c_{\Omega} v} = \int \widehat{u} \overline{\widehat{c_{\Omega} v}} = \int w \widehat{u} \overline{\frac{1}{w} \widehat{c_{\Omega} v}} = \int w \widehat{u} \overline{\widehat{v}} = (u, \rho_v)_{w,0}.$$

Part 6 ?? **FIX!** From part 1 and then part 5: $\int_{\Omega} \overline{R_x} u = \rho_u(x) = (\rho_u, R_x)_{w,0} = ?? (u, \rho_{R_x})_{w,0}$ and thus $|\int_{\Omega} \overline{R_x} u| \leq |(u, \rho_{R_x})_{w,0}| \leq \|u\|_{w,0} \|\rho_{R_x}\|_{w,0}$.

Part 7 Assume $u \in S \cap X_w^0$ and follow part 2.

Part 8 ?? ■
??

Theorem 352 ?? If $1/w \in L^{\infty}$ the results in the last theorem simplify. Note that we have shown that $1/w \in L^{\infty}$ iff $X_w^0 \hookrightarrow L^2$. What if $\xi^{\alpha}/w \in L^{\infty}$?

Proof. ?? ■

Corollary 353 If $v \in W_{G,X}^{\Omega}$ then

$$\left| \int_{\Omega} \overline{v} u \right| \leq ??$$

Corollary 354

1. $\int_{\Omega} \overline{R_x} u$ is a continuous and 1-1 operator from $X_w^0(\Omega)$ to X_w^0 .
2. $\int_{\Omega} \overline{R_x^{\Omega}} u$ is a continuous and 1-1 operator from $X_w^0(\Omega)$ to $X_w^0(\Omega)$.
3. The image of $X_w^0(\Omega)$ under $\int_{\Omega} \overline{R_x^{\Omega}} u$ is a Hilbert space.
4. ?? ADJOINTS?

Proof. Part 1 ??

Part 2 ?? ■
??

Definition 355 We say $X_w^0(\Omega)$ has a mollifier if for some $r > 0$ there exists $\phi \in X_w^0(B_r) \cap C_0^{\infty}(B_r)$ such that

$$\phi(x) = \phi(-x), \widehat{\phi}(0) = 1, \text{supp } \phi \subseteq \overline{B_{r/2}},$$

and for which there exists a positive decreasing sequence $\varepsilon_j \rightarrow 0$ such that each $\phi_{\varepsilon_j}(z) := \varepsilon_j^{-d} \phi(\varepsilon_j^{-1} z)$ also lies in $X_w^0(B_{r/2})$.

Remark 356 1. The spaces X_w^0 that are locally Sobolev spaces contain mollifiers.

2. ?? The
??

Theorem 357

1. $J_G = \{ \int \overline{R_x} \phi : \phi \in S \}$ is dense in X_w^0 .
2. $J_G(\Omega) := r_{\Omega} J_G$ is dense in $X_w^0(\Omega)$.

3. ?? **FIX PROOF!** If $X_w^0(\Omega)$ contains a mollifier then $\{r_\Omega \int_\Omega \overline{R}_x u : u \in C_0^\infty(\Omega) \cap X_w^0(\Omega)\}$ is dense in $X_w^0(\Omega)$ and $J_G^\Omega := \{r_\Omega \int_\Omega \overline{R}_x u : u \in r_\Omega(S \cap X_w^0)\}$ is dense in $X_w^0(\Omega)$.
4. ?? $\{r_\Omega \int_\Omega \overline{R}_x u : u \in G * S\}$ is dense in $X_w^0(\Omega)$? Is $C^\infty(\overline{\Omega}) \cap X_w^0(\Omega)$ dense in $X_w^0(\Omega)$? Corollary 41 states that $C_0^\infty \cap X_w^0$ is dense in X_w^0 .

Proof. Part 1 By definition $J_G = \{G * \phi : \phi \in S\}$. From Theorem 72, $R_x(z) = (2\pi)^{-d/2} G(z-x)$ and $\overline{R_x(z)} = \overline{R_z(x)}$ so that

$$\int \overline{R}_x \phi = (2\pi)^{-d/2} \int G(x-z)\phi(z) dz = (G * \phi)(x),$$

and $J_G = \{\int \overline{R}_x \phi : \phi \in S\}$.

Part 2 Choose $U \in X_w^0(\Omega)$. Then $r_\Omega^* U \in X_w^0$ and by part 1 there is a sequence $\phi_k \in J_G$ converging to X_w^0 . Thus $r_\Omega \phi_k \in r_\Omega J_G$ converges to $r_\Omega r_\Omega^* U = U$.

Part 3 Approach: approximate u by $\mathcal{I}_X^\Omega u \in W_G^\Omega(\Omega)$ and then approximate $\mathcal{I}_X^\Omega u$ by $r_\Omega(\phi_\varepsilon * \mathcal{I}_X^\Omega u) \in J_G^\Omega$. Choose $u \in X_w^0(\Omega)$ and $0 < \eta < r$. By 2.94 $W_G^\Omega(\Omega)$ is dense in $X_w^0(\Omega)$ so there exists independent data $X_\eta = (x^{(k)})_{k=1}^N \subset \Omega$ such that

$$\left\| \mathcal{I}_{X_\eta}^\Omega u - u \right\|_{w,0;\Omega} < \eta/2. \quad (8.9)$$

But

$$\mathcal{I}_{X_\eta}^\Omega u = \sum_{k=1}^N \alpha_k \overline{R}_{x^{(k)}}^\Omega = r_\Omega \sum_{k=1}^N \alpha_k \overline{R}_{x^{(k)}} = r_\Omega \mathcal{I}_{X_\eta} u.$$

?? **FIX!** fix the δ s and r s and ε_j s etc.

We can pointwise approximate each $\overline{R}_{x^{(k)}}$ by a mollifier $\phi_\varepsilon * \overline{R}_{x^{(k)}} \in X_w^0$ where $\phi_\varepsilon \in C_0^\infty \cap X_w^0(\Omega)$ approximates the delta distribution.

Set $\delta = \max_{k=1}^N \text{dist}(x^{(k)}, \text{bdry } \Omega)$ and we can choose $\phi_\varepsilon(z) = \varepsilon^{-d} \phi(\varepsilon^{-1}z)$ where $\phi(x) = \phi(-x)$, $\widehat{\phi}(0) = 1$ and $\text{supp } \phi \subseteq \overline{B}_1$. Note that $\text{supp } \phi_\varepsilon \subseteq \overline{B}_\varepsilon$. Hence

$$\begin{aligned} \|\phi_\varepsilon * \mathcal{I}_{X_\eta} u - \mathcal{I}_{X_\eta} u\|_{w,0}^2 &= \left\| \phi_\varepsilon * \mathcal{I}_{X_\eta} u - \sum_{k=1}^N \alpha_k \overline{R}_{x^{(k)}} \right\|_{w,0}^2 \\ &= \left(\phi_\varepsilon * \mathcal{I}_{X_\eta} u - \sum_{k=1}^N \alpha_k \overline{R}_{x^{(k)}}, \phi_\varepsilon * \mathcal{I}_{X_\eta} u - \sum_{k=1}^N \alpha_k \overline{R}_{x^{(k)}} \right)_{w,0} \\ &= \|\phi_\varepsilon * \mathcal{I}_{X_\eta} u\|_{w,0}^2 + \|\mathcal{I}_{X_\eta} u\|_{w,0}^2 - 2 \text{Re} \left(\phi_\varepsilon * \mathcal{I}_{X_\eta} u, \sum_{k=1}^N \alpha_k \overline{R}_{x^{(k)}} \right)_{w,0} \\ &= \int w \left| \widehat{\mathcal{I}_{X_\eta} u} \right|^2 \left| \widehat{\phi_\varepsilon} \right|^2 + \|\mathcal{I}_{X_\eta} u\|_{w,0}^2 - 2 \text{Re} \int w \widehat{\mathcal{I}_{X_\eta} u} \widehat{\phi_\varepsilon} \overline{\left(\sum_{k=1}^N \alpha_k \overline{R}_{x^{(k)}} \right)} \\ &= \int w \left| \widehat{\mathcal{I}_{X_\eta} u} \right|^2 \left| \widehat{\phi_\varepsilon} \right|^2 + \|\mathcal{I}_{X_\eta} u\|_{w,0}^2 - 2 \text{Re} \int w \left| \widehat{\mathcal{I}_{X_\eta} u} \right|^2 \widehat{\phi_\varepsilon} \\ &= \int w \left| \widehat{\mathcal{I}_{X_\eta} u} \right|^2 \left(\left| \widehat{\phi_\varepsilon} \right|^2 + 1 - 2 \text{Re} \widehat{\phi_\varepsilon} \right) \\ &= \int w \left| \widehat{\mathcal{I}_{X_\eta} u} \right|^2 \left| 1 - \widehat{\phi_\varepsilon} \right|^2. \end{aligned} \quad (8.10)$$

Now use the first order Taylor series remainder estimate for functions $g \in C_B^{(1)}$:

$$|g(0) - g(\xi)| \leq |\xi| \sum_{k=1}^d \|D_k g\|_\infty, \quad \xi \in \mathbb{R}^d,$$

to obtain

$$\begin{aligned} |1 - \widehat{\phi}_\varepsilon(\xi)| &= |\widehat{\phi}(0) - \widehat{\phi}(\varepsilon\xi)| \leq \sum_{k=1}^n \|D_k(\widehat{\phi}(\varepsilon\xi))\|_\infty |\xi| \\ &= \varepsilon \sum_{k=1}^n \|D_k \widehat{\phi}\|_\infty |\xi|, \end{aligned}$$

so that for all ξ ,

$$|1 - \widehat{\phi}_\varepsilon(\xi)| \leq \begin{cases} \varepsilon \sum_{k=1}^n \|D_k \widehat{\phi}\|_\infty |\xi|, \\ 1 + \|\widehat{\phi}\|_\infty. \end{cases}$$

Hence the RHS of 8.10 can be estimated as,

$$\begin{aligned} &\int w |\widehat{\mathcal{I}_{X_\eta} u}|^2 |1 - \widehat{\phi}_\varepsilon|^2 \\ &= \int_{B_R} w |\widehat{\mathcal{I}_{X_\eta} u}|^2 |1 - \widehat{\phi}_\varepsilon|^2 + \int_{B_R^c} w |\widehat{\mathcal{I}_{X_\eta} u}|^2 |1 - \widehat{\phi}_\varepsilon|^2 \\ &\leq \varepsilon R \left(\sum_{k=1}^n \|D_k \widehat{\phi}\|_\infty \right) \int_{B_R} w |\widehat{\mathcal{I}_{X_\eta} u}|^2 + (1 + \|\widehat{\phi}\|_\infty) \int_{B_R^c} w |\widehat{\mathcal{I}_{X_\eta} u}|^2 \\ &\leq \varepsilon R \left(\sum_{k=1}^n \|D_k \widehat{\phi}\|_\infty \right) \|\mathcal{I}_{X_\eta} u\|_{w,0} + (1 + \|\widehat{\phi}\|_\infty) \int_{B_R^c} w |\widehat{\mathcal{I}_{X_\eta} u}|^2. \end{aligned}$$

We can choose R so that $(1 + \|\widehat{\phi}\|_\infty) \int_{B_R^c} w |\widehat{\mathcal{I}_{X_\eta} u}|^2 < \eta/4$ and then $\varepsilon_\eta > 0$ so that

$$\varepsilon R \left(\sum_{k=1}^n \|D_k \widehat{\phi}\|_\infty \right) \|\mathcal{I}_{X_\eta} u\|_{w,0} < \eta/4 \text{ when } \varepsilon \leq \varepsilon_\eta.$$

If $\varepsilon < r$ then $\text{supp } \phi_\varepsilon \subset \Omega$ and so

$$\|\phi_\varepsilon * \mathcal{I}_{X_\eta} u - \mathcal{I}_{X_\eta} u\|_{w,0}^2 \leq \eta/2, \quad \varepsilon < \min\{\varepsilon_\eta, r\},$$

i.e.

$$\|r_\Omega(\phi_\varepsilon * \mathcal{I}_{X_\eta} u) - \mathcal{I}_{X_\eta}^\Omega u\|_{w,0;\Omega}^2 \leq \eta/2, \quad \varepsilon < \min\{\varepsilon_\eta, r\}. \quad (8.11)$$

Combining this estimate with that of 8.9 we get

$$\|r_\Omega(\phi_\varepsilon * \mathcal{I}_{X_\eta} u) - u\|_{w,0;\Omega}^2 \leq \eta, \quad \varepsilon < \min\{\varepsilon_\eta, r\}.$$

Since $\overline{R}_z(z') = R_{z'}(z) = (2\pi)^{-\frac{d}{2}} G(z - z')$,

$$\begin{aligned} (\phi_\varepsilon * \mathcal{I}_{X_\eta} u)(x) &= \phi_\varepsilon * \sum_{k=1}^N \alpha_k R_{x^{(k)}}(x) \\ &= \sum_{k=1}^N \alpha_k (\phi_\varepsilon * R_{x^{(k)}})(x) \\ &= \sum_{k=1}^N \alpha_k \int \phi_\varepsilon(z) R_{x^{(k)}}(x - z) dz \\ &= (2\pi)^{-\frac{d}{2}} \sum_{k=1}^N \alpha_k \int \phi_\varepsilon(z) G(x - z - x^{(k)}) dz. \end{aligned}$$

Now apply the change of variables $\zeta = z + x^{(k)}$:

$$\begin{aligned} (\phi_\varepsilon * \mathcal{I}_{X_\eta} u)(x) &= (2\pi)^{-\frac{d}{2}} \sum_{k=1}^N \alpha_k \int \phi_\varepsilon(\zeta - x^{(k)}) G(x - \zeta) d\zeta \\ &= \sum_{k=1}^N \alpha_k \int \phi_\varepsilon(\zeta - x^{(k)}) \overline{R}_x(\zeta) d\zeta \\ &= \sum_{k=1}^N \alpha_k \int \phi_\varepsilon(x^{(k)} - \zeta) \overline{R}_x(\zeta) d\zeta \\ &= \int \left(\sum_{k=1}^N \alpha_k \phi_\varepsilon(x^{(k)} - \zeta) \right) \overline{R}_x(\zeta) d\zeta. \end{aligned}$$

Clearly $\psi_\varepsilon := \sum_{k=1}^N \alpha_k \phi_\varepsilon(x^{(k)} - \cdot) \in C_0^\infty(\Omega)$ and the assumption that $X_w^0(\Omega)$ has a mollifier means that $\psi_\varepsilon \in X_w^0(\Omega)$ and

$$(\phi_\varepsilon * \mathcal{I}_{X_\eta} u)(x) = \int \psi_\varepsilon \overline{R}_x = \int_\Omega \psi_\varepsilon \overline{R}_x \in \left\{ r_\Omega \int_\Omega \overline{R}_x u : u \in C_0^\infty(\Omega) \cap X_w^0(\Omega) \right\},$$

when $\varepsilon < r$.
Hence

$$\begin{aligned} \phi_\varepsilon * \mathcal{I}_{X_\eta} u &\rightarrow \mathcal{I}_{X_\eta} u, \\ r_\Omega (\phi_\varepsilon * \mathcal{I}_{X_\eta} u) &\rightarrow r_\Omega \mathcal{I}_{X_\eta} u = \mathcal{I}_{X_\eta}^\Omega u \rightarrow u, \end{aligned}$$

and so

$$J_G^\Omega \xrightarrow{d} X_w^0(\Omega).$$

Corollary 354 ■

Remark 358 If $X = \{x^{(k)}\}_{k=1}^N$ then $\sum_{k=1}^N \alpha_k \int_\Omega \overline{R}_{x^{(k)}} u = \int_\Omega \overline{g} u$ with $g \in W_{G,X}^\Omega \subset W_G^\Omega$. Suppose $g = \mathcal{S}_X^\Omega f - \mathcal{I}_X^\Omega f \in W_{G,X}^\Omega$.

?? Assume we are dealing with B-splines. Thus $1/w \in L^\infty$ and $X_w^0 \hookrightarrow L^2$.

?? We use a simple variant of part 3 of Lemma 146 i.e. $(-1)^{-ld} \binom{2l}{l}^{-d} \delta_2^{2l1} \mathcal{E}_0 : W_\Omega^{n1} \rightarrow X_{w_s}^0$ is a continuous extension mapping where \mathcal{E}_0 is the zero extension operator. Use Corollary 150?

Choose $u \in W_\Omega^{n1}(\Omega)$ and consider

$$\int_\Omega \left(\overline{\mathcal{S}_X^\Omega f - \mathcal{I}_X^\Omega f} \right) u, \quad u \in W_\Omega^{n1}(\Omega).$$

?? Choose $u = 1$ on B_r and $u = 0$ on B_{2r} .

Use adjoint result?

Generalize proof of part 6 of Theorem 351?

??

Remark 359 ?? From part 1 and then part 5 of Theorem 351: $\int_\Omega \overline{R}_x u = \rho_u(x) = (\rho_u, R_x)_{w,0} = (u, \rho_{R_x})_{w,0}$ and thus $|\int_\Omega \overline{R}_x u| \leq |(u, \rho_{R_x})_{w,0}| \leq \|u\|_{w,0} \|\rho_{R_x}\|_{w,0}$.

If $u \in X_w^0(\Omega)$ and $g \in W_{G,X}^\Omega(\Omega)$, say $g = \sum_{k=1}^N \alpha_k R_{x^{(k)}}^\Omega$, then

$$\int_\Omega \overline{g} u = \sum_{k=1}^N \alpha_k \int_\Omega \overline{R_{x^{(k)}}} u = \sum_{k=1}^N \alpha_k \rho_u(x^{(k)}) = \sum_{k=1}^N \alpha_k (\rho_u, R_{x^{(k)}})_{w,0;\Omega} = \left(u, \sum_{k=1}^N \alpha_k \rho_{R_{x^{(k)}}} \right)_{w,0;\Omega} = (u, \rho_g)_{w,0;\Omega}.$$

Thus

$$\left| \int_{\Omega} \bar{g}u \right| \leq \|u\|_{w_s,0;\Omega} \|\rho g\|_{w_s,0;\Omega}.$$

Use Corollary 150. Choose $f \in W_{\Omega}^{n_1}$ and set $u = Ef \in X_{w_s}^0$. Then

$$\left| \int_{\Omega} \bar{g}f \right| \leq \|Ef\|_{w_s,0} \|\rho g\|_{w_s,0;\Omega},$$

where

$$\begin{aligned} \widehat{E}f &= 4^{ld} \binom{2l}{l}^{-d} (\sin m\xi_k)^{2l_1} \widehat{\mathcal{E}}_0 f, \\ \|Ef\|_{w_s,0} &\leq (4m)^{ld} \binom{2l}{l}^{-d} \|D^{n_1} f\|_{L^2(\Omega)}. \end{aligned}$$

Thus

$$\left| \int_{\Omega} \bar{g}f \right| \leq (4m)^{ld} \binom{2l}{l}^{-d} \|D^{n_1} f\|_{L^2(\Omega)} \|\rho g\|_{w_s,0;\Omega}, \quad f \in W_{\Omega}^{n_1}.$$

Choose f to be a tensor product of identical 1-dimensional functions. Scale using $\sigma_{\varepsilon} f$.

Suppose that g is real-valued.

Choose $x \in \Omega$ and suppose that $g(x) > 0$ on B_{ε_0} . Assume $0 < \varepsilon \leq \varepsilon_0$. Choose $f \geq 0$ so that its support is $B_{2\varepsilon}$ and it is 1 on B_{ε} . Then

$$\int_{B_{\varepsilon}} \bar{g} \leq (4m)^{ld} \binom{2l}{l}^{-d} \left\| D^{n_1} \left(f \left(\frac{x}{\varepsilon} \right) \right) \right\|_{B_{2\varepsilon}} \|\rho g\|_{w_s,0;\Omega}.$$

From part 3 of ???: $\|\rho u\|_{w,0} = \|c_{\Omega} u\|_{1/w,0}$. Thus

$$\int_{B_{\varepsilon}} \bar{g} \leq (4m)^{ld} \binom{2l}{l}^{-d} \left\| D^{n_1} \left(f \left(\frac{x}{\varepsilon} \right) \right) \right\|_{B_{2\varepsilon}} \|c_{\Omega} g\|_{1/w,0}.$$

8.3 The Approximate smoother

From part 5 of Summary 365 the matrix equation for the Exact smoother is $(N\rho I + R_{X,X})\alpha = y$. The construction and solution of this system does not generate a scalable matrix algorithm since the size of the smoothing matrix is $N \times N$ i.e. its size depends on the number of data points whereas it will turn out that the matrix size for a scalable algorithm is independent of the number of data points. In this section we will overcome this limitation and derive the Approximate smoother problem by discretizing the Exact smoothing problem on a grid. This will be done by using the space $J_G = G * S$ which is dense in X_w^0 and was introduced in Definition 337. The space J_G is not necessary for the specification of the Approximate smoother problem but this is how I derived the Approximate smoother algorithm: I came across the convolution space J_G in Dyn's review paper [25] and decided to approximate its functions using a regular rectangular grid X' and the Trapezoidal rule. This led to functions in the finite dimensional basis function space $W_{G,X'}$. Minimizing the Exact smoother functional $J_e[\cdot]$ given by 7.1 over the functions in $W_{G,X'}$ yields the Approximate smoother matrix equation 8.24. The size of this matrix is independent of the number of data points and hence the construction and solution of the Approximate smoother matrix equation is a **scalable algorithm**. In fact, the size of the matrix is equal to the number of grid points and so increases exponentially with the number of dimensions. In practice we are limited to two or three dimensions.

In actual fact, the set X' will be generalized from a grid to any set of distinct points. This could be a sparse grid, for example.

8.3.1 Approach 1 is an analog of the Exact smoothing problem

In this subsection we will provide some justification for approximating the infinite dimensional Hilbert space X_w^0 by a finite dimensional subspace $W_{G,X'}$, where X' is a regular, rectangular grid of points in \mathbb{R}^d . The space $W_{G,X'}$ will be used to define the Approximate smoothing problem. The set X' will then be generalized to include any set of distinct points. This discretization process turns out to be similar to that described in Garcke and Griebel [27].

Definition 360 A regular, rectangular grid in \mathbb{R}^d

Let the grid occupy a rectangle $R(a, b)$ where $a. < b$. Suppose the grid has $N' = (N'_1, N'_2, \dots, N'_d)$ points in each dimension and let $h \in \mathbb{R}^d$ denote the grid sizes.

Then $X' = \{x'_\alpha = a + h\alpha \mid \alpha \in \mathbb{Z}^d \text{ and } 0 \leq \alpha < N'\}$ is the set of grid points.

Let N' be the number of grid points so that $N' = (N')^{\mathbf{1}} = N'_1 N'_2 \dots N'_d$, and of course we have the constraint $N' h = b - a$.

By Theorem 338 the space $J_G = G * S$ is dense in X_w^0 and so we will approximate the functions in S using the rectangular grid X' defined above. Our analysis will be matrix-based so we choose an order for the grid points and set $X' = \{x'_n\}_{n=1}^{N'}$. Integrals on \mathbb{R}^d will be approximated by integrals on the grid region using the trapezoidal rule i.e.

$$\int_{\text{grid}} f(x) dx \simeq h^{\mathbf{1}} \sum_{n=1}^{N'} f(x'_n), \tag{8.12}$$

where $h^{\mathbf{1}} = h_1 h_2 \times \dots \times h_d$ is the volume of a grid element. This will be a two stage approximation: first a restriction to the grid rectangle and then an application of the trapezoidal rule.

Step1 Approximation of the functions in $J_G = G * S$ by functions in $W_{G, X'}$.

Suppose $\phi \in S$. Then the trapezoidal approximation 8.12 on the grid X' gives

$$G * \phi = (2\pi)^{-\frac{d}{2}} \int_{\mathbb{R}^d} G(\cdot - y) \phi(y) dy \simeq (2\pi)^{-\frac{d}{2}} \sum_{n=1}^{N'} G(\cdot - x'_n) (h^{\mathbf{1}} \phi(x'_n)). \tag{8.13}$$

The equations and approximations 8.12 and 8.13 suggest we approximate the space $G * S$ by functions of the form $\sum_{n=1}^{N'} G(x - x'_n) \alpha_n$, $\alpha_n \in \mathbb{C}$ i.e. by functions in $W_{G, X'}$.

Step 2 With this motivation we could now specify a smoothing problem which we will call an Approximate smoothing problem. This would involve minimizing the Exact smoothing functional 7.1 over $W_{G, X'}$ where X' is a rectangular grid. However, since the space $W_{G, X'}$ is defined when X' is any set of distinct points, we will define the following more general problem:

The Approximate smoothing problem	(8.14)
Minimize the Exact smoothing functional $J_e[f]$ for $f \in W_{G, X'}$, where X' is a set of distinct points in \mathbb{R}^d .	

Remark 361 ?? Use part 3 of Theorem 357?

8.3.2 Approach 2

In Theorem 335 it was shown that for any $f \in X_w^0$,

$$\left| S_X f(x) - \frac{(\tilde{\mathcal{E}}_X R_x)^T \tilde{\mathcal{E}}_X f}{(R_0(0) + \rho) N} \right| \leq \frac{2R_0(0)^{3/2}}{R_0(0) + \rho} \min \left\{ 1, \frac{R_0(0)}{\rho} \right\} \|f\|_{w,0}, \quad x \in \mathbb{R}^d,$$

and it was noted in Remark 336 that $\frac{(\tilde{\mathcal{E}}_X R_x)^T \tilde{\mathcal{E}}_X f}{(R_0(0) + \rho) N} \in W_{G, X}$ and this approximation is bounded uniformly on \mathbb{R}^d . Of course $R_x(y) = (2\pi)^{d/2} G(x - y)$. Now suppose our independent data points X are always contained in a bounded data region Ω . Overlay Ω with a regular, rectangular grid and let $X' = \{x'_n\}_{n=1}^{N'} \subset \Omega$ denote the grid points in Ω . Further **assume that** G and f are Lipschitz continuous on \mathbb{R}^d .

Since f is Lipschitz continuous on \mathbb{R}^d all the derivatives exist and are bounded a.e. Noting 10.1 we try assuming that $f \in X_w^0 \cap W^{1,\infty}$ and $G \in W^{1,\infty}$ and for each x , $R_x \in W^{1,\infty}$. Indeed

$$R_x f \in W^{1,\infty} \cap C_B^{(0)}. \tag{8.15}$$

Next we want to express $(\tilde{\mathcal{E}}_X R_x)^T \tilde{\mathcal{E}}_X f$ in terms of $(\tilde{\mathcal{E}}_{X'} R_x)^T \tilde{\mathcal{E}}_{X'} f$ and a remainder term and then estimate the remainder term. But

$$\frac{1}{N} (\tilde{\mathcal{E}}_X R_x)^T \tilde{\mathcal{E}}_X f = \frac{1}{N} \sum_{m=1}^N R_x(x^{(m)}) f(x^{(m)}) = \frac{1}{N} \sum_{k=1}^{N'} \sum_{x^{(m)} \in X'_k} R_x(x^{(m)}) f(x^{(m)}), \quad (8.16)$$

where

$$X'_k = \left\{ x^{(m)} \in X : x^{(m)} - x'_k \in R[0; h/2] \right\},$$

means that $\{X'_k\}_{k=1}^{N'}$ partitions X .

The properties 8.15 of $R_x f$ mean that the distribution Taylor series expansion of Lemma 85 can now be brought into play to yield

$$R_x(x^{(m)}) f(x^{(m)}) = R_x(x'_k) f(x'_k) + \mathcal{R}_1(R_x f)(x'_k, x^{(m)} - x'_k),$$

and for $x^{(m)} \in X'_k$,

$$\begin{aligned} \left| (\mathcal{R}_1(R_x f))(x'_k, x^{(m)} - x'_k) \right| &\leq \sqrt{d} \max_{|\beta|=1} \|D^\beta(R_x f)\|_\infty |x^{(m)} - x'_k| \\ &\leq \frac{\sqrt{d}}{2} \max_{|\beta|=1} \|D^\beta(R_x f)\|_\infty |h| \\ &\leq \frac{\sqrt{d}}{2} \max_{|\beta|\leq 1} \|D^\beta R_x\|_\infty \max_{|\beta|\leq 1} \|D^\beta f\|_\infty |h|. \end{aligned} \quad (8.17)$$

Thus

$$\begin{aligned} \sum_{x^{(m)} \in X'_k} R_x(x^{(m)}) f(x^{(m)}) &= \sum_{x^{(m)} \in X'_k} R_x(x'_k) f(x'_k) + \sum_{x^{(m)} \in X'_k} \mathcal{R}_1(R_x f)(x'_k, x^{(m)} - x'_k) \\ &= N'_k R_x(x'_k) f(x'_k) + \sum_{x^{(m)} \in X'_k} \mathcal{R}_1(R_x f)(x'_k, x^{(m)} - x'_k), \end{aligned}$$

and $\frac{1}{N} (\tilde{\mathcal{E}}_X R_x)^T \tilde{\mathcal{E}}_X f$ can now be written

$$\frac{1}{N} (\tilde{\mathcal{E}}_X R_x)^T \tilde{\mathcal{E}}_X f = \sum_{k=1}^{N'} R_x(x'_k) \frac{N'_k}{N} f(x'_k) + \frac{1}{N} \sum_{k=1}^{N'} \sum_{x^{(m)} \in X'_k} \mathcal{R}_1(R_x f)(x'_k, x^{(m)} - x'_k),$$

with

$$\sum_{k=1}^{N'} R_x(x'_k) \frac{N'_k}{N} f(x'_k) \in W_{G, X'}.$$

Consequently the remainder estimate 8.17 implies

$$\begin{aligned} \left| \frac{1}{N} (\tilde{\mathcal{E}}_X R_x)^T \tilde{\mathcal{E}}_X f - \sum_{k=1}^{N'} R_x(x'_k) \frac{N'_k}{N} f(x'_k) \right| &\leq \frac{1}{N} \sum_{k=1}^{N'} \sum_{x^{(m)} \in X'_k} \left| \mathcal{R}_1(R_x f)(x'_k, x^{(m)} - x'_k) \right| \\ &\leq \frac{1}{N} \sum_{k=1}^{N'} \sum_{x^{(m)} \in X'_k} \frac{\sqrt{d}}{2} \max_{|\beta|\leq 1} \|D^\beta R_x\|_\infty \max_{|\beta|\leq 1} \|D^\beta f\|_\infty |h| \\ &= \frac{\sqrt{d}}{2} \max_{|\beta|\leq 1} \|D^\beta R_x\|_\infty \max_{|\beta|\leq 1} \|D^\beta f\|_\infty |h|, \end{aligned} \quad (8.18)$$

giving a linear dependence on the grid size.

The last estimate can be combined with 7.70 to give

$$\left| \mathcal{S}_X f(x) - \frac{\sum_{k=1}^{N'} R_x(x'_k) \frac{N'_k}{N} f(x'_k)}{R_0(0) + \rho} \right| \leq \frac{2R_0(0)^{3/2}}{R_0(0) + \rho} \min \left\{ 1, \frac{R_0(0)}{\rho} \right\} \|f\|_{w,0} + \frac{\sqrt{d}}{2} \max_{|\beta| \leq 1} \|D^\beta R_x\|_\infty \max_{|\beta| \leq 1} \|D^\beta f\|_\infty |h|, \quad x \in \mathbb{R}^d, \quad (8.19)$$

so that as $N \rightarrow \infty$ and $|h| \rightarrow 0$ this approximation is bounded pointwise on \mathbb{R}^d .

Now if $w \in W02$ **for some** $\kappa \geq 1$ then $X_w^0 \subset C_B^{(1)}$, $G \in C_B^{(2)}$ and so $D^\beta f$ and $D^\beta G$ are always Lipschitz continuous when $|\beta| \leq 1$. This certainly applies to the shifted thin-plate splines and the Gaussian.

We will now try to improve this approximation by replacing the vector $\left(\frac{N'_k}{N} f(x'_k)\right) (R_0(0) + \rho)^{-1}$ by an arbitrary complex vector $\alpha' \in \mathbb{C}^{N'}$ and then finding a uniform bound for $\left| \mathcal{S}_X f(x) - \left(\tilde{\mathcal{E}}_{X'}^* \alpha'\right)(x) \right|$ when $x \in \mathbb{R}^d$ and $f \in X_w^0$. In fact we use the standard approach of writing

$$\left| \mathcal{S}_X f(x) - \left(\tilde{\mathcal{E}}_{X'}^* \alpha'\right)(x) \right| = \left| \left(\mathcal{S}_X f - \tilde{\mathcal{E}}_{X'}^* \alpha', R_x\right)_{w,0} \right| \leq \left\| \mathcal{S}_X f - \tilde{\mathcal{E}}_{X'}^* \alpha' \right\|_{w,0} \|R_0\|,$$

and then show there is a unique α' which minimizes $\left\| \mathcal{S}_X f - \tilde{\mathcal{E}}_{X'}^* \alpha' \right\|_{w,0}$. This is just the adjoint formulation of the minimum seminorm interpolation problem and the calculations are simplified since G is assumed to be real-valued.

Theorem 362 *If $g \in X_w^0$ then $R_{X,X}^{-1} \tilde{\mathcal{E}}_{X'} g = \operatorname{argmin}_{\alpha' \in \mathbb{C}^{N'}} \left\| g - \tilde{\mathcal{E}}_{X'}^* \alpha' \right\|_{w,0}$ is unique and $\tilde{\mathcal{E}}_{X'}^* R_{X,X}^{-1} \tilde{\mathcal{E}}_{X'} g = \mathcal{I}_{X'} g$.*

Proof. If $\alpha' \in \mathbb{C}^{N'}$ then

$$\begin{aligned} \left\| g - \tilde{\mathcal{E}}_{X'}^* \alpha' \right\|_{w,0}^2 &= \left(g - \tilde{\mathcal{E}}_{X'}^* \alpha', g - \tilde{\mathcal{E}}_{X'}^* \alpha' \right)_{w,0} \\ &= \|g\|_{w,0}^2 - \left(g, \tilde{\mathcal{E}}_{X'}^* \alpha' \right)_{w,0} - \left(\tilde{\mathcal{E}}_{X'}^* \alpha', g \right)_{w,0} + \left(\tilde{\mathcal{E}}_{X'}^* \alpha', \tilde{\mathcal{E}}_{X'}^* \alpha' \right)_{w,0} \\ &= \|g\|_{w,0}^2 - 2 \operatorname{Re} \left(g, \tilde{\mathcal{E}}_{X'}^* \alpha' \right)_{w,0} + \left(\tilde{\mathcal{E}}_{X'}^* \alpha', \tilde{\mathcal{E}}_{X'}^* \alpha' \right)_{w,0} \\ &= \|g\|_{w,0}^2 - 2 \operatorname{Re} \left(\tilde{\mathcal{E}}_{X'} g, \alpha' \right) + \left(\alpha', \tilde{\mathcal{E}}_{X'} \tilde{\mathcal{E}}_{X'}^* \alpha' \right) \\ &= \|g\|_{w,0}^2 - 2 \operatorname{Re} \left(\tilde{\mathcal{E}}_{X'} g, \alpha' \right) + \left(\alpha', R_{X,X} \alpha' \right), \end{aligned}$$

and if we substitute $\alpha' = \beta' + i\gamma'$ and differentiate w.r.t. β' and then γ' we obtain a unique minimum at $\alpha' = R_{X,X}^{-1} \tilde{\mathcal{E}}_{X'} g$. ■

This theorem implies that the closest point in $W_{G,X'}$ to $\mathcal{S}_X f$ under $\|\cdot\|_{w,0}$ is $\mathcal{I}_{X'} \mathcal{S}_X f$, and so we define the Approximate smoother operator \mathcal{S}_X^a by

$$\mathcal{S}_X^a = \mathcal{I}_{X'} \mathcal{S}_X \quad (8.20)$$

It was observed that the Approximate smoother problem 8.14 still makes sense if X' is any set of distinct points in \mathbb{R}^d and clearly Definition 8.20 is still meaningful if X' is any set of distinct points. In part 2 of Corollary 367 we will show that the solution of the Approximate smoother problem is the Approximate smoother 8.20.

8.4 Preparation: the Exact smoother mapping and data functions

This section presents a convenient summary of the Exact smoother mapping properties required for our study of the Approximate smoother problem 8.14.

The Exact smoother problem was described in the Introduction and was solved in Chapter 7 using a geometric Hilbert space framework which involved the introduction of the Hilbert product space V and the operator $\mathcal{L}_X : X_w^0 \rightarrow V$:

Definition 363 *The space V and the operator \mathcal{L}_X*

1. Let $V = X_w^0 \otimes \mathbb{C}^N$ be the Hilbert product space with norm $\|\cdot\|_V$ and inner product $(\cdot, \cdot)_V$ given by

$$((u_1, u_2), (v_1, v_2))_V = \rho (u_1, v_1)_{w,0} + \frac{1}{N} (u_2, v_2)_{\mathbb{C}^N}.$$

2. Let the operator $\mathcal{L}_X : X_w^0 \rightarrow V$ be defined by $\mathcal{L}_X f = (f, \tilde{\mathcal{E}}_X f)$ where $\tilde{\mathcal{E}}_X$ is the vector-valued evaluation function $\tilde{\mathcal{E}}_X f = (f(x^{(k)}))$ of Definition 96.

The Exact smoothing functional J_e can now be written

$$J_e[f] = \|\mathcal{L}_X f - (0, y)\|_V^2, \quad f \in X_w^0, \quad (8.21)$$

and the Exact smoother s_e is the unique orthogonal projection of $(0, y)$ onto the infinite dimensional subspace $\mathcal{L}_X(X_w^0)$. Using this approach it was shown in part 4 of Theorem 290 that

$$s_e = \frac{1}{N} (\mathcal{L}_X^* \mathcal{L}_X)^{-1} \tilde{\mathcal{E}}_X^* y, \quad y \in \mathbb{C}^N. \quad (8.22)$$

Definition 364 *Data functions and the Exact smoother mapping $\mathcal{S}_X : X_w^0 \rightarrow W_{G,X}$.*

Given an independent data set X each member of X_w^0 is assumed to act as a legitimate data function f and generate a dependent data vector $\tilde{\mathcal{E}}_X f$. Further, equation 8.22 enables us to define a mapping $\mathcal{S}_X : X_w^0 \rightarrow W_{G,X}$ from the data functions to their corresponding Exact smoothers defined by

$$\mathcal{S}_X f = \frac{1}{N} (\mathcal{L}_X^* \mathcal{L}_X)^{-1} \tilde{\mathcal{E}}_X^* \tilde{\mathcal{E}}_X f, \quad f \in X_w^0. \quad (8.23)$$

By Corollary 292, $\mathcal{L}_X^* \mathcal{L}_X$ is a homeomorphism from X_w^0 to X_w^0 so \mathcal{S}_X is a continuous linear mapping.

Summary 365 *This is a list of some of the properties of the Exact smoother mapping \mathcal{S}_X which will be used in this document:*

1. \mathcal{S}_X maps X_w^0 onto $W_{G,X}$ and $\text{null } \mathcal{S}_X = W_{G,X}^\perp$. Also, \mathcal{S}_X is self-adjoint but not a projection.
2. $\|\mathcal{S}_X f\|_{w,0} \leq \|f\|_{w,0}$ and $\|(I - \mathcal{S}_X) f\|_{w,0} \leq \|f\|_{w,0}$, $f \in X_w^0$.
3. $\mathcal{S}_X f = f - \rho (\mathcal{L}_X^* \mathcal{L}_X)^{-1} f$, $f \in X_w^0$.
4. $\mathcal{S}_X f = \tilde{\mathcal{E}}_X^* (N\rho I + R_{X,X})^{-1} \tilde{\mathcal{E}}_X f$, $f \in X_w^0$.
5. $\mathcal{S}_X f = \sum_{k=1}^N \alpha_k R_{x^{(k)}}$, where $\alpha = (\alpha_k)$ satisfies the matrix equation $(N\rho I + R_{X,X}) \alpha = y$, where $y = \tilde{\mathcal{E}}_X f$ is the dependent data.

Proof. We just list the references from Chapter 7:

Part 1 Corollary 292; **Part 2** Part 2 of Theorem 296; **Part 3** Corollary 292; **Parts 4 and 5** Part 3 of Theorem 294. ■

8.5 Properties of the Approximate smoother problem

It will be shown in part 1 of the next theorem that the Approximate smoothing problem has a unique solution, which we will call the Approximate smoother.

Theorem 366 *Denote the data for the Approximate smoothing problem by $[X; y]$ and X' . Set $\varsigma = (0, y)$ so that by 8.21, $J_e[f] = \|\mathcal{L}_X f - \varsigma\|_V^2$ is the Exact smoothing functional.*

Then the Approximate smoothing problem has a unique solution $s_a \in W_{G,X'}$ which satisfies:

1. $J_e[s_a] < J_e[f]$, for all $f \in W_{G,X'}$ and $f \neq s_a$.
2. $(\mathcal{L}_X s_a - \varsigma, \mathcal{L}_X s_a - \mathcal{L}_X f)_V = 0$, for all $f \in W_{G,X'}$.
3. $\|\mathcal{L}_X s_a - \varsigma\|_V^2 + \|\mathcal{L}_X s_a - \mathcal{L}_X f\|_V^2 = \|\mathcal{L}_X f - \varsigma\|_V^2$, for all $f \in W_{G,X'}$.

Note that the equations of parts 2 and 3 are directly equivalent.

4. $\left(\mathcal{L}_X^* \mathcal{L}_X s_a - \frac{1}{N} \tilde{\mathcal{E}}_X^* y, f\right)_{w,0} = 0$, for all $f \in W_{G,X'}$.

Proof. Part 1 We want to show that there is a unique function in $W_{G,X'}$ which minimizes the Exact smoothing functional $J_e[\cdot]$ over $W_{G,X'}$. Since $W_{G,X'}$ is a finite dimensional subspace of X_w^0 , its image under \mathcal{L}_X must be a finite dimensional subspace of V and hence a closed subspace of V .

Consequently, there exists a unique element of $\mathcal{L}_X(W_{G,X'})$, say v , which is the projection of ζ onto $\mathcal{L}_X(W_{G,X'})$, such that $\|v - \varsigma\|_V < \|\mathcal{L}_X f - \varsigma\|_V$ for all $f \in W_{G,X'}$ such that $\mathcal{L}_X(f) \neq v$.

Since \mathcal{L}_X is 1-1 on X_w^0 there exists a unique element of $W_{G,X'}$, call it s_a , such that $v = \mathcal{L}_X(s_a)$.

In terms of J_e we have $J_e[s_a] < J_e[f]$ for all $f \in W_{G,X'}$ and $f \neq s_a$.

Parts 2 and 3 Since v is the projection of ζ onto $\mathcal{L}_X(W_{G,X'})$ simple Hilbert space geometry yields the equivalent equations of parts 2 and 3.

Part 4 We start with the equation of part 2 and use the fact from part 3 of Theorem 289 that $\mathcal{L}_X^* u = \rho u_1 + \frac{1}{N} \tilde{\mathcal{E}}_X^* u_2$, $(u_1, u_2) \in V$. Noting that X has N data points we have for all $f \in W_{G,X'}$

$$\begin{aligned} 0 &= (\mathcal{L}_X s_a - \varsigma, \mathcal{L}_X s_a - \mathcal{L}_X f)_V = (\mathcal{L}_X s_a - \varsigma, \mathcal{L}_X(s_a - f))_V \\ &= (\mathcal{L}_X^* \mathcal{L}_X s_a - \mathcal{L}_X^* \varsigma, s_a - f)_{w,0} \\ &= \left(\mathcal{L}_X^* \mathcal{L}_X s_a - \frac{1}{N} \tilde{\mathcal{E}}_X^* y, s_a - f\right)_{w,0}. \end{aligned}$$

But $s_a \in W_{G,X'}$ so

$$\left(\mathcal{L}_X^* \mathcal{L}_X s_a - \frac{1}{N} \tilde{\mathcal{E}}_X^* y, f\right)_{w,0} = 0, \quad f \in W_{G,X'},$$

and thus $\mathcal{L}_X^* \mathcal{L}_X s_a - \frac{1}{N} \tilde{\mathcal{E}}_X^* y \in W_{G,X'}^\perp$, by definition of the orthogonal complement $W_{G,X'}^\perp$. ■

Part 4 is used to prove the next two corollaries.

Corollary 367 Suppose s_e is the Exact smoother of the data $[X, y]$. Suppose s_a is the Approximate smoother of the data $[X, y]$ generated by the points X' . Then:

1. $s_e - s_a \in W_{G,X'}^\perp$ i.e. $\tilde{\mathcal{E}}_{X'} s_e = \tilde{\mathcal{E}}_{X'} s_a$.
2. $s_a = \tilde{\mathcal{E}}_{X'} \left(\tilde{\mathcal{E}}_{X'} \tilde{\mathcal{E}}_{X'}^*\right)^{-1} \tilde{\mathcal{E}}_{X'} s_e = \tilde{\mathcal{E}}_{X'}^* R_{X',X'}^{-1} \tilde{\mathcal{E}}_{X'} s_e = \mathcal{I}_{X'} s_e$.
3. $s_a = \frac{1}{N} \tilde{\mathcal{E}}_{X'}^* R_{X',X'}^{-1} \tilde{\mathcal{E}}_{X'} (\mathcal{L}_X^* \mathcal{L}_X)^{-1} \tilde{\mathcal{E}}_{X'}^* y$.

Proof. Part 1 From the proof of part 4 of the previous theorem $\mathcal{L}_X^* \mathcal{L}_X s_a - \frac{1}{N} \tilde{\mathcal{E}}_X^* y \in W_{G,X'}^\perp$, so $\mathcal{L}_X^* \mathcal{L}_X s_a - \frac{1}{N} \tilde{\mathcal{E}}_X^* y = g$ for some $g \in W_{G,X'}^\perp$, and $s_a - \frac{1}{N} (\mathcal{L}_X^* \mathcal{L}_X)^{-1} \tilde{\mathcal{E}}_X^* y = (\mathcal{L}_X^* \mathcal{L}_X)^{-1} g$. But by equation 8.23, $s_e = \frac{1}{N} (\mathcal{L}_X^* \mathcal{L}_X)^{-1} \tilde{\mathcal{E}}_X^* y$ and so $s_a - s_e = (\mathcal{L}_X^* \mathcal{L}_X)^{-1} g$.

Further, from part 3 of Summary 365, $\mathcal{S}_X g = g - \rho (\mathcal{L}_X^* \mathcal{L}_X)^{-1} g$ and thus

$(\mathcal{L}_X^* \mathcal{L}_X)^{-1} g = \frac{1}{\rho} g$ since $\text{null } \mathcal{S}_X = W_{G,X'}^\perp$. Hence $s_a - s_e = \frac{1}{\rho} g \in W_{G,X'}^\perp$, which is characterized by $\tilde{\mathcal{E}}_{X'}(s_e - s_a) = 0$ i.e. $\tilde{\mathcal{E}}_{X'} s_e = \tilde{\mathcal{E}}_{X'} s_a$.

Part 2 From Theorem 97 we know $\tilde{\mathcal{E}}_X^* : \mathbb{C}^N \rightarrow W_{G,X}$ and $\tilde{\mathcal{E}}_{X'}^* : \mathbb{C}^{N'} \rightarrow W_{G,X'}$ are onto. Hence, since $s_a \in W_{G,X'}$ and $s_e \in W_{G,X}$ we have $s_e = \tilde{\mathcal{E}}_X^* \alpha$ and $s_a = \tilde{\mathcal{E}}_{X'}^* \beta$ for some $\alpha \in \mathbb{C}^N$ and $\beta \in \mathbb{C}^{N'}$. Parts 1 and 5 of Theorem 97 now imply

$$0 = \tilde{\mathcal{E}}_{X'}(s_e - s_a) = \tilde{\mathcal{E}}_{X'} \left(s_e - \tilde{\mathcal{E}}_{X'}^* \beta\right) = \tilde{\mathcal{E}}_{X'} s_e - \tilde{\mathcal{E}}_{X'} \tilde{\mathcal{E}}_{X'}^* \beta = \tilde{\mathcal{E}}_{X'} s_e - R_{X',X'} \beta,$$

so that $\beta = R_{X',X}^{-1} \tilde{\mathcal{E}}_{X'} s_e$ and $s_a = \tilde{\mathcal{E}}_{X'}^* \beta = \tilde{\mathcal{E}}_{X'}^* R_{X',X}^{-1} \tilde{\mathcal{E}}_{X'} s_e$, as required.

The last equality follows from the formula for the minimal norm interpolant operator $\mathcal{I}_{X'}$ given by equation 2.11, namely $\mathcal{I}_{X'} f = \tilde{\mathcal{E}}_{X'}^* (R_{X',X'})^{-1} \tilde{\mathcal{E}}_{X'} f$.

Part 3 From the proof of part 1, $s_e = \frac{1}{N} (\mathcal{L}_X^* \mathcal{L}_X)^{-1} \tilde{\mathcal{E}}_{X'}^* y$. Hence by part 2

$$\begin{aligned} s_a &= \tilde{\mathcal{E}}_{X'}^* R_{X',X}^{-1} \tilde{\mathcal{E}}_{X'} s_e = \tilde{\mathcal{E}}_{X'}^* R_{X',X}^{-1} \tilde{\mathcal{E}}_{X'} \frac{1}{N} (\mathcal{L}_X^* \mathcal{L}_X)^{-1} \tilde{\mathcal{E}}_{X'}^* y \\ &= \frac{1}{N} \tilde{\mathcal{E}}_{X'}^* R_{X',X}^{-1} \tilde{\mathcal{E}}_{X'} (\mathcal{L}_X^* \mathcal{L}_X)^{-1} \tilde{\mathcal{E}}_{X'}^* y. \end{aligned}$$

■

The following corollary contains results which are analogous to some of those derived in Theorem 296 for the Exact smoother.

Corollary 368 Suppose $s_a \in W_{G,X'}$ is the (unique) Approximate smoother of the data $[X, y]$ generated by the points X' . Then:

1. $(s_a, f)_{w,0} = \frac{1}{N\rho} (y - (s_a)_X)^T \overline{f_X}$, when $f \in W_{G,X'}$.
2. $\|s_a\|_{w,0}^2 = \frac{1}{N\rho} (y - (s_a)_X)^T \overline{(s_a)_X}$.
3. $J_e(s_a) = \frac{1}{N} (y - (s_a)_X)^T \overline{y}$.

Proof. Part 1. From the definition of $\mathcal{L}_X^* \mathcal{L}_X$

$$\mathcal{L}_X^* \mathcal{L}_X s_a - \frac{1}{N} \tilde{\mathcal{E}}_{X'}^* y = \rho s_a + \frac{1}{N} \tilde{\mathcal{E}}_{X'}^* \tilde{\mathcal{E}}_{X'} s_a - \frac{1}{N} \tilde{\mathcal{E}}_{X'}^* y = \rho s_a + \frac{1}{N} \tilde{\mathcal{E}}_{X'}^* ((s_a)_X - y).$$

Thus, when $f \in W_{G,X'}$

$$\begin{aligned} 0 &= \left(\mathcal{L}_X^* \mathcal{L}_X s_a - \frac{1}{N} \tilde{\mathcal{E}}_{X'}^* y, f \right)_{w,0} = (\rho s_a, f)_{w,0} + \frac{1}{N} \left(\tilde{\mathcal{E}}_{X'}^* ((s_a)_X - y), f \right)_{w,0} \\ &= \rho (s_a, f)_{w,0} + \frac{1}{N} \left((s_a)_X - y, \tilde{\mathcal{E}}_{X'} f \right)_{\mathbb{C}^N} \\ &= \rho (s_a, f)_{w,0} + \frac{1}{N} \left((s_a)_X - y, f_X \right)_{\mathbb{C}^N} \\ &= \rho (s_a, f)_{w,0} + \frac{1}{N} \left((s_a)_X - y \right)^T \overline{f_X}. \end{aligned}$$

Part 2. If $f = s_a$ in the equation proved in part 1, then

$$0 = \rho \|s_a\|_{w,0}^2 + \frac{1}{N} \left((s_a)_X - y, (s_a)_X \right)_{\mathbb{C}^N} = \rho \|s_a\|_{w,0}^2 + \frac{1}{N} \left((s_a)_X - y \right)^T \overline{(s_a)_X},$$

so that $\|s_a\|_{w,0}^2 = \frac{1}{\rho N} (y - (s_a)_X)^T \overline{(s_a)_X}$.

Part 3.

$$\begin{aligned} J_e(s) &= \rho \|s_a\|_{w,0}^2 + \frac{1}{N} |(s_a)_X - y|^2 \\ &= \rho \|s_a\|_{w,0}^2 + \frac{1}{N} \left((s_a)_X^T - y^T \right) \left(\overline{(s_a)_X} - \overline{y} \right) \\ &= \rho \|s_a\|_{w,0}^2 + \frac{1}{N} \left((s_a)_X^T \overline{(s_a)_X} - (s_a)_X^T \overline{y} - y^T \overline{(s_a)_X} + y^T \overline{y} \right) \\ &= \frac{1}{N} (y - (s_a)_X)^T \overline{(s_a)_X} + \frac{1}{N} \left((s_a)_X^T \overline{(s_a)_X} - (s_a)_X^T \overline{y} - y^T \overline{(s_a)_X} + y^T \overline{y} \right) \\ &= \frac{1}{N} \left(y^T \overline{(s_a)_X} - (s_a)_X^T \overline{(s_a)_X} + (s_a)_X^T \overline{(s_a)_X} - (s_a)_X^T \overline{y} - y^T \overline{(s_a)_X} + y^T \overline{y} \right) \\ &= \frac{1}{N} \left(- (s_a)_X^T \overline{y} + y^T \overline{y} \right) \\ &= \frac{1}{N} (y - (s_a)_X)^T \overline{y}. \end{aligned}$$

■

In a manner analogous to the minimal norm interpolant mapping \mathcal{I}_X of Definition 100 and the Exact smoother mapping \mathcal{S}_X of Definition 291 which map data functions to their interpolant and smoother respectively, we will now define the Approximate smoother mapping:

Definition 369 *The Approximate smoother mapping* $\mathcal{S}_{X,X'}^a : X_w^0 \rightarrow W_{G,X'}$

Given an independent data set X , we shall assume that each member of X_w^0 can act as a legitimate data function f_d and generate the data vector $\tilde{\mathcal{E}}_X f_d$.

The equation of part 2 of Corollary 367 enables us to define a continuous linear mapping $\mathcal{S}_{X,X'}^a : X_w^0 \rightarrow W_{G,X'}$ from the data functions to the corresponding Approximate smoother of the data $[X, \tilde{\mathcal{E}}_X f_d]$ generated by the points X' . This mapping is given by

$$\mathcal{S}_{X,X'}^a f_d = \frac{1}{N} \tilde{\mathcal{E}}_{X'}^* R_{X',X'}^{-1} \tilde{\mathcal{E}}_{X'} (\mathcal{L}_X^* \mathcal{L}_X)^{-1} \tilde{\mathcal{E}}_X^* \tilde{\mathcal{E}}_X f_d, \quad f_d \in X_w^0.$$

We now prove some properties of the Approximate smoother mapping.

Corollary 370 Suppose $\mathcal{S}_{X,X'}^a$ is the Approximate smoother mapping. Then $\mathcal{S}_{X,X'}^a = \mathcal{I}_{X'} \mathcal{S}_X$ where $\mathcal{I}_{X'}$ is the minimal norm interpolant mapping with independent data X' and \mathcal{S}_X is the Exact smoother mapping with independent data X .

Further, $\mathcal{S}_{X,X'}^a$ is self-adjoint and $\|\mathcal{S}_{X,X'}^a f\|_{w,0} \leq \|f\|_{w,0}$ for all $f \in X_w^0$.

Proof. That $\mathcal{S}_{X,X'}^a = \mathcal{I}_{X'} \mathcal{S}_X$ follows immediately from 8.23 for \mathcal{S}_X and equation 2.11 for $\mathcal{I}_{X'}$. $\mathcal{S}_{X,X'}^a$ is self-adjoint since $\mathcal{I}_{X'}$ and \mathcal{S}_X are both self-adjoint. Finally, from part 2 Summary 365, $\|\mathcal{S}_{X,X'}^a f\|_{w,0} \leq \|f\|_{w,0}$ since $\|\mathcal{S}_X f\|_{w,0} \leq \|f\|_{w,0}$ and $\|\mathcal{I}_{X'} f\|_{w,0} \leq \|f\|_{w,0}$ for all $f \in X_w^0$. ■

In the last corollary it was shown that the Approximate smoother is an interpolant of the Exact smoother. Hence the Approximate smoother uses the same information about the data function as the Exact smoother does i.e. it involves no additional data function evaluations.

8.5.1 The matrix equation for the Approximate smoother

We now know the Approximate smoother exists and is unique. The next step is to derive its matrix equation.

Theorem 371 Suppose $s \in W_{G,X'}$ is the (unique) Approximate smoother of the data $[X, y]$ generated by the distinct points $X' = \{x'_i\}_{i=1}^{N'}$.

Then $s(x) = \sum_{i=1}^{N'} \alpha'_i R_{x'_i}(x)$, where $\alpha' = (\alpha'_i) \in \mathbb{C}^{N'}$ and α' satisfies

$$(N\rho R_{X',X'} + R_{X',X'}^T R_{X,X'}) \alpha' = R_{X',X'}^T y, \quad (8.24)$$

where $R_{X,X} = (2\pi)^{-\frac{d}{2}} G_{X,X}$ and $R_{X,X'} = (2\pi)^{-\frac{d}{2}} G_{X,X'}$.

The matrix on the left of equation 8.24 will be called the Approximate smoother matrix and it will usually be denoted by the symbol Ψ .

Proof. This proof uses the results $\tilde{\mathcal{E}}_{X'} \tilde{\mathcal{E}}_X^* = R_{X',X}$ and $\tilde{\mathcal{E}}_X \tilde{\mathcal{E}}_{X'}^* = R_{X,X'}$ which follow from part 6 of Theorem 97. From Theorem 366, $(\mathcal{L}_X^* \mathcal{L}_X s - \frac{1}{N} \tilde{\mathcal{E}}_X^* y, f)_{w,0} = 0$ for all $f \in W_{G,X'}$. Substituting $f = R_{x'_i}$ yields $\tilde{\mathcal{E}}_{X'} (\mathcal{L}_X^* \mathcal{L}_X s - \frac{1}{N} \tilde{\mathcal{E}}_X^* y) = 0$, and since by part 4 Theorem 289, $\mathcal{L}_X^* \mathcal{L}_X s = \rho s + \frac{1}{N} \tilde{\mathcal{E}}_X^* \tilde{\mathcal{E}}_X s$, we have

$$\begin{aligned} 0 &= \tilde{\mathcal{E}}_{X'} \left(\mathcal{L}_X^* \mathcal{L}_X s - \frac{1}{N} \tilde{\mathcal{E}}_X^* y \right) = \tilde{\mathcal{E}}_{X'} \left(\rho s + \frac{1}{N} \tilde{\mathcal{E}}_X^* \tilde{\mathcal{E}}_X s - \frac{1}{N} \tilde{\mathcal{E}}_X^* y \right) \\ &= \rho \tilde{\mathcal{E}}_{X'} s + \frac{1}{N} R_{X',X} \tilde{\mathcal{E}}_X s - \frac{1}{N} R_{X',X'} y \\ &= N\rho s_{X'} + R_{X',X} s_X - R_{X',X'} y. \end{aligned} \quad (8.25)$$

The next step is to write $s_{X'}$ and s_X in terms of basis functions. But $s(x) = \sum_{i=1}^{N'} \alpha'_i R_{x'_i}(x) = \tilde{\mathcal{E}}_X^* \alpha'$ implies

$$s_X = R_{X,X'} \alpha', \quad s_{X'} = R_{X',X'} \alpha', \quad (8.26)$$

so that 8.25 becomes

$$0 = N\rho R_{X',X'}\alpha' + R_{X',X}R_{X,X'}\alpha' - R_{X',X}y,$$

which can be rearranged to give the desired matrix equation 8.24. ■

Remark 372

1. Note that the reason the matrix equation 8.24 can be more concisely written in matrices based on R_x than the basis function G is that I have chosen the ‘symmetric’ Fourier transform pair $\hat{f}(\xi) = (2\pi)^{-\frac{d}{2}} \int e^{-ix\xi} f(x)dx$ and $f(x) = (2\pi)^{-\frac{d}{2}} \int e^{ix\xi} \hat{f}(\xi)dx$.

2. The ‘basis function form’ of the Approximate smoother matrix equation 8.24 is

$$\left((2\pi)^{\frac{d}{2}} N\rho G_{X',X'} + G_{X',X}^T G_{X,X'} \right) \alpha' = G_{X',X}^T y,$$

with the smoother given by

$$s(x) = \sum_{i=1}^{N'} \alpha'_i G(x - x'_i).$$

In the next theorem we prove some properties of the Approximate smoother matrix.

Theorem 373 The Approximate smoother matrix Ψ specified in Theorem 371 has the following properties:

1. Ψ is real valued, symmetric, positive definite and regular.
2. Ψ has size $N' \times N'$. Hence the size of Ψ is independent of the number of (scattered) data points.

Proof. Part 1. Since G is a Hermitian function and is assumed to be real valued in this document, it follows that $R_{X',X'}$ and $R_{X',X}$ have real elements, $R_{X',X'}$ is symmetric and so Ψ is real and symmetric. Further, if $\alpha \in \mathbb{C}^{N'}$

$$\begin{aligned} \alpha^T \Psi \bar{\alpha} &= \alpha^T (N\rho R_{X',X'} + R_{X',X}^T R_{X,X'}) \bar{\alpha} = N\rho \alpha^T R_{X',X'} \bar{\alpha} + \alpha^T R_{X',X}^T R_{X,X'} \bar{\alpha} \\ &= N\rho \alpha^T R_{X',X'} \bar{\alpha} + |R_{X,X'} \bar{\alpha}|^2. \end{aligned}$$

But from the Introduction 8.1 $R_{X',X'}$ is positive definite and so $\alpha^T \Psi \bar{\alpha} > 0$ iff $\alpha = 0$ which implies that Ψ is positive definite over \mathbb{C} , and since G is real we have that Ψ is regular.

Part 2. From the block sizes it is clear that Ψ is square with $N' + 2M$ rows. Hence the size of Ψ is independent of the number of (scattered) data points N . ■

8.5.2 The scalability of the Approximate smoother

From the basis function G , the N independent data points X and the N' points X' , we construct the $N' \times N'$ matrix $R_{X',X'} = (2\pi)^{-\frac{d}{2}} G_{X',X'}$ and the $N \times N'$ matrix $R_{X,X'} = (2\pi)^{-\frac{d}{2}} G_{X,X'}$. For a specified smoothing parameter ρ and independent data y , we construct the matrix equation 8.24 i.e.

$$(N\rho R_{X',X'} + R_{X',X}^T R_{X,X'}) \alpha' = R_{X',X}^T y.$$

The system is solved for α' and the Approximate smoother is evaluated at various points Z using the formula $s_Z = R_{Z,X'} \alpha'$.

Our next result shows the algorithm is *scalable* i.e. the time of construction and execution of the solution is proportional to the number of data points. This is in contrast with the Exact smoother which is not scalable but which has quadratic dependency on the number of data points.

Corollary 374 The Approximate smoother algorithm is scalable.

Proof. Suppose the *evaluation cost* for $G(x)$ is m_G multiplications and that $N \gg N'$. The *construction cost* for Ψ is

$$(N')^2 m_G + N' N m_G + N' N + N' N m_G \simeq 2N' N m_G.$$

The *solution cost* of an $N' \times N'$ matrix equation is $\frac{1}{3} (N')^3$ multiplications for a dense matrix. Thus the *total cost* is $2N' N m_G + \frac{1}{3} (N')^3$ which is linearly dependent on the number of data points.

However, by the use of a basis function with support containing only several points in X' e.g. the hat function, the construction and solution costs can be reduced significantly. However we still have linear dependency on N . ■

8.6 Convergence of the Approximate smoother to the Exact smoother

In this Section we will prove several results concerning the convergence of the Exact smoother to the Approximate smoother. We will start by proving some general results which only assume that the weight function has property W02. These results yield no convergence orders (hence called order-less) but show that the Exact smoother always converges to the Approximate smoother uniformly pointwise and normwise as the density of the set X' increases. They will be applicable to Approximate smoothers generated by regular rectangular grids and sparse grids.

We then derive pointwise order of convergence results which are analogous to the results derived for the minimal norm interpolant in Section 2.6 and subsection 2.7, and for the Exact smoother in Sections 7.6 and 7.7. Type 1 and Type 2 results are first derived for the case where no explicit assumption is made regarding the unisolvency (Definition 119) of the independent data. Then the concept of unisolvent data is introduced to obtain higher orders of convergence.

8.6.1 Order-less convergence results

The results of this subsection only assume that the weight function has property W02 so that the data functions are continuous. Uniform pointwise convergence results are derived but **no order of convergence** results are obtained. To start with we will need a definition of convergence for *sequences of independent data sets*.

Definition 375 Convergence of independent data sets

1. A sequence of independent data $X_n = \left(x_n^{(i)}\right)_{i=1}^{N_n}$ is said to converge to the independent data $X = \left(x^{(i)}\right)_{i=1}^N$, denoted $X_n \rightarrow X$, if there exists an integer K such that $N_n = N$ when $n \geq K$, and for each i , $\left|x_n^{(i)} - x^{(i)}\right| \rightarrow 0$ as $n \rightarrow \infty$.
2. When $k \geq K$, X_n and X can be regarded as members of \mathbb{R}^{Nd} and convergence as convergence in \mathbb{R}^{Nd} under the Euclidean norm.

Theorem 376 Suppose s_e is the Exact smoother generated by the data $[X; y]$. Suppose X'_n is a sequence of independent data sets which converge to X in the sense of Definition 375 and that $s_a^{(n)}$ is the Approximate smoother generated by X'_n and $[X; y]$.

Then the Approximate smoothers satisfy $J_e \left[s_a^{(n)}\right] \rightarrow J_e [s_e]$ as $n \rightarrow \infty$, where

$$J_e [f] = \rho \|f\|_{w,0}^2 + \frac{1}{N} |f_X - y|^2,$$

is the Exact smoother functional 7.1.

Proof. We first note that the definition of the convergence of independent data sets allows us to assume that the X'_n have the same number of points as X .

Now suppose X' is an arbitrary independent data set with the same number of points as X , and $s_a = s_a(X')$ is the corresponding Approximate smoother. If it can be shown that as a function of X' , $J_e [s_a(X')]$ is continuous everywhere the theorem holds since $J_e [s_e] = J_e [s_a(X)]$.

In fact, by Theorem 371

$$s_a(X')(x) = \sum_{i=1}^N R(x - x'_i) \alpha'_i,$$

where $\alpha' = (\alpha'_i)$ satisfies the matrix equation

$$\Psi \alpha' = R_{X',X} y,$$

and

$$\Psi = N\rho R_{X',X'} + R_{X',X}^T R_{X,X'}.$$

Starting with part 3 of Corollary 368 and noting that $(\alpha')^T = (\Psi^{-1}R_{X',X}y)^T = y^T \overline{R}_{X,X'} \overline{\Psi}^{-1}$ we have

$$\begin{aligned} J_e [s_a(X')] &= \frac{1}{N} (y - s_a(X')_X)^T \overline{y} = \frac{1}{N} |y|^2 - \frac{1}{N} s_a(X')_X^T \overline{y} \\ &= \frac{1}{N} |y|^2 - \frac{1}{N} (R_{X,X'} \alpha')^T \overline{y} \\ &= \frac{1}{N} |y|^2 - \frac{1}{N} (\alpha')^T (R_{X,X'})^T \overline{y} \\ &= \frac{1}{N} |y|^2 - \frac{1}{N} y^T R_{X,X'} \Psi^{-1} R_{X',X} \overline{y}. \end{aligned}$$

If we can show that $R_{X,X'}$ and $\Psi_{X'}^{-1}$ are continuous functions of X' in a neighborhood of X , then we have $J_e [s_a(X')]$ is a continuous function of X' . But $R_{X',X'}$ and $R_{X,X'}$ are clearly continuous for all X' so $\Psi_{X'}$ and $\det \Psi_{X'}$ are continuous for all X' . Further, since $\Psi_{X'}$ is positive definite and regular for all X' , $\det \Psi_{X'} > 0$ for all X' and it is clear from Cramer's rule that $\Psi_{X'}^{-1}$ is continuous everywhere. Thus $J_e [s_a(X')]$ is continuous everywhere and the proof is complete. ■

The next corollary shows that the Approximate smoother converges to the Exact smoother, both pointwise and norm-wise, as the grid size goes to zero.

Corollary 377 *Suppose s_e is the Exact smoother generated by the data $[X; y]$ and that we have a sequence of regular grids X'_n with a common rectangular grid boundary and grid sizes h_n . Suppose X lies in the interior of the common grid boundary. Also, let $s_a(X'_n)$ denote the Approximate smoother generated by X'_n and $[X; y]$.*

Then $|h_n| \rightarrow 0$ implies $\|s_a(X'_n) - s_e\|_{w,0} \rightarrow 0$ and $\|s_a(X'_n) - s_e\|_\infty \rightarrow 0$, where the supremum norm $\|\cdot\|_\infty$ is defined on \mathbb{R}^d .

Proof. For each data point $x^{(k)} \in X$ there exists a sequence of distinct points $(z_n^{(k)})_{n=1}^\infty$ such that $z_n^{(k)} \in X'_n$ and $z_n^{(k)} \rightarrow x^{(k)}$ in \mathbb{R}^d as $n \rightarrow \infty$.

Set $Z_n = \{z_n^{(k)}\}_{k=1}^N$ and let $s_a(Z_n)$ be the Approximate smoother generated by Z_n . Then $Z_n \rightarrow X$ as independent data and by Theorem 376, $J_e [s_a(Z_n)] \rightarrow J_e [s_e]$.

But since $Z_n \subset X'_n$, we have $J_e [s_a(X'_n)] \leq J_e [s_a(Z_n)]$. Also from the definition of s_e we have $J_e [s_e] \leq J_e [s_a(X'_n)]$. Thus

$$J_e [s_e] \leq J_e [s_a(X'_n)] \leq J_e [s_a(Z_n)],$$

and so $J_e [s_a(X'_n)] \rightarrow J_e [s_e]$. To establish the convergence of $s_a(X'_n)$ we use part 1 of Theorem 7.12 which can be written

$$J_e [s_e] + \rho \|s_e - f\|_{w,0}^2 + \frac{1}{N} \sum_{k=1}^N \left| s_e(x^{(k)}) - f(x^{(k)}) \right|^2 = J_e [f],$$

for all $f \in X_w^0$. Choosing $f = s_a(X'_n)$ we see that $\|s_e - s_a(X'_n)\|_{w,0} \rightarrow 0$.

Finally, if R_x is the Riesz representer of the functional $f \rightarrow f(x)$

$$\begin{aligned} |s_e(x) - s_a(X'_n)(x)| &= \left| (s_e - s_a(X'_n), R_x)_{w,0} \right| \leq \|s_e - s_a(X'_n)\|_{w,0} \|R_x\|_{w,0} \\ &= \|s_e - s_a(X'_n)\|_{w,0} \sqrt{R_0(0)}, \end{aligned}$$

with the right side independent of x . ■

We can remove the constraint that the sets X'_n are regular, regular grids:

Corollary 378 *Suppose Ω is a bounded region. Suppose s_e is the Exact smoother generated by the data $[X; y]$ and that $X \subset \Omega$. Suppose also that we have a sequence of sets $X'_n \subset \Omega$ such that $\sup_{x \in \Omega} \text{dist}(x, X'_n) \rightarrow 0$. Finally*

let $s_a(X'_n)$ denote the Approximate smoother generated by X'_n and $[X; y]$.

Then $\|s_a(X'_n) - s_e\|_{w,0} \rightarrow 0$ and $\|s_a(X'_n) - s_e\|_\infty \rightarrow 0$, where the supremum norm $\|\cdot\|_\infty$ is defined on \mathbb{R}^d .

Proof. Let $X = \{x^{(k)}\}_{k=1}^N$. Since $X \subset \Omega$ the assumption that $\sup_{x \in \Omega} \text{dist}(x, X'_n) \rightarrow 0$ implies

$\text{dist}(x^{(k)}, X'_n) \rightarrow 0$ and we can now use the arguments of the proof of the previous corollary. ■

8.6.2 General error results

The results of this subsection only assume that the weight function has property W02. The next result establishes some upper bounds for the pointwise difference between the Exact and Approximate smoothers which are uniform on \mathbb{R}^d . Here ρ is called the smoothing coefficient and is used to define the Exact smoother functional. No data densities are involved.

Theorem 379 *If s_e is the Exact smoother of the data $[X; \tilde{\mathcal{E}}_X f_d]$ and s_a is the Approximate smoother generated by $[X; \tilde{\mathcal{E}}_X f_d]$ and X' then*

$$|s_e(x) - s_a(x)| \leq (s_e - s_a, s_a)_{w,0} \sqrt{R_0(0)}, \quad x \in \mathbb{R}^d, \quad (8.27)$$

and

$$|\mathcal{S}_X R_y(x) - \mathcal{S}_{X,X'}^a R_y(x)| \leq R_0(0) \min \left\{ 1, \frac{R_0(0)}{\rho} \right\}, \quad x, y \in \mathbb{R}^d, \quad (8.28)$$

and $\|s_e\|_{w,0} \leq \|f_d\|_{w,0}$.

Proof. From Corollary 367 we have $s_a = \mathcal{I}_{X'} s_e$ so that

$$\begin{aligned} |s_e(x) - s_a(x)| &\leq |s_e(x) - (\mathcal{I}_{X'} s_e)(x)| = |(s_e - \mathcal{I}_{X'} s_e, R_x)_{w,0}| \leq \|s_e - \mathcal{I}_{X'} s_e\|_{w,0} \|R_x\|_{w,0} \\ &= \|s_e - s_a\|_{w,0} \sqrt{R_0(0)}, \end{aligned}$$

where the last equality follows directly from the definition of R_x . Substituting $f_d = R_y$ into 8.27 we get

$$|\mathcal{S}_X R_y(x) - \mathcal{S}_{X,X'}^a R_y(x)| \leq \|\mathcal{S}_X R_y\|_{w,0} \sqrt{R_0(0)}, \quad x, y \in \mathbb{R}^d.$$

From equation 7.15, $\|\mathcal{S}_X f\|_{w,0} \leq \|f\|_{w,0} \sqrt{R_0(0)} \min \left\{ 1, \frac{R_0(0)}{\rho} \right\}$, so that

$$\|\mathcal{S}_X R_y\|_{w,0} \leq \|R_y\|_{w,0} \|R_0\|_{w,0} \min \left\{ 1, \frac{R_0(0)}{\rho} \right\} = R_0(0) \min \left\{ 1, \frac{R_0(0)}{\rho} \right\}.$$

and hence

$$|\mathcal{S}_X R_y(x) - \mathcal{S}_{X,X'}^a R_y(x)| \leq R_0(0) \min \left\{ 1, \frac{R_0(0)}{\rho} \right\}.$$

That $\|s_e\|_{w,0} \leq \|f_d\|_{w,0}$ follows from part 2 of Summary 365. ■

8.6.3 Error estimates derived without explicitly assuming unisolvent data sets

We will now derive order estimates for the pointwise difference between the Approximate smoother and the Exact smoother. The derivation of these estimates will rely strongly on the fact that **the Approximate smoother is the interpolant of the Exact smoother on the set X'** (see 8.14) and so we will use the convergence results for the minimal norm interpolant derived in Chapter 7. The convergence results for the interpolant and Exact smoother all involved one of three assumptions concerning the unisolvency of the independent data set X and the weight function w and its parameter κ :

1. w has property W02 for some $\kappa \geq 0$ with no explicit assumption that X is unisolvent;
2. $\kappa \geq 1$ with no explicit assumption that X is unisolvent;
3. $\kappa \geq 1$ and X is unisolvent of order ≥ 0 .

We will consider the first two cases in this subsection.

Type 1 estimates ($\kappa \geq 0$)

The next result is an estimate of the difference between the Exact and Approximate smoothers for an arbitrary data function in X_w^0 .

Theorem 380 *Suppose:*

1. The weight function w has property W02 and that G is the basis function generated by w . Assume that for some $s, C_G, h_G > 0$ the basis function satisfies

$$|G(0) - G(x)| \leq C_G |x|^{2s}, \quad |x| \leq h_G. \quad (8.29)$$

2. Let s_e be the Exact smoother generated by the data $[X; \tilde{\mathcal{E}}_X f_d]$.
3. Suppose that s_a is the Approximate smoother generated by the data $[X; \tilde{\mathcal{E}}_X f_d]$ and the points X' contained in K , where K is a closed bounded infinite set.
4. Let $\mathcal{I}_{X'}$ be the minimal norm interpolant operator on the set X' .

Then if $k_G = (2\pi)^{-\frac{d}{4}} \sqrt{2C_G}$ we have the error bound

$$|s_e(x) - s_a(x)| \leq \sqrt{(s_e - s_a, s_e)_{w,0}} k_G (h_{X',K})^s, \quad x \in K, \quad (8.30)$$

when $h_{X',K} = \sup_{x \in K} \text{dist}(x, X') \leq h_G$.

Further, $\sqrt{(s_e - s_a, s_e)_{w,0}} \leq \|s_e\|_{w,0} \leq \|f_d\|_{w,0}$ and the order of convergence is at least s in $h_{X',K}$.

Proof. From Corollary 370 we have $s_a = \mathcal{I}_{X'} s_e$. Now we can apply Theorem 104 which estimates the error of the minimal norm interpolant of an arbitrary data function. In this case the data function is s_e , the data points are X' , the data region is K , and so for $x \in K$

$$\begin{aligned} |s_e(x) - s_a(x)| &= |s_e(x) - (\mathcal{I}_{X'} s_e)(x)| \leq \sqrt{(s_e - \mathcal{I}_{X'} s_e, s_e)_{w,0}} k_G (h_{X',K})^s \\ &= \sqrt{(s_e - s_a, s_e)_{w,0}} k_G (h_{X',K})^s, \end{aligned}$$

when $h_{X',K} < h_G$. Finally, from part 2 of Summary 365, $I - \mathcal{I}_{X'}$ and \mathcal{S}_X are contractions and so

$$\sqrt{(s_e - \mathcal{I}_{X'} s_e, s_e)_{w,0}} \leq \sqrt{\|s_e - \mathcal{I}_{X'} s_e\|_{w,0} \|s_e\|_{w,0}} \leq \|s_e\|_{w,0} \leq \|f_d\|_{w,0}.$$

■

Remark 381

1. Unlike the error estimates for the Approximate smoother and the minimal norm interpolant, this estimate for $|s_e(x) - s_a(x)|$ does not require the independent data set X to be in a closed bounded infinite set. Instead, it is X' which is required to be in such a set. The density of X is not explicitly involved in the estimate i.e. there is no term involving $h_{X,K}$ and the dependency on X is in the formula for s_e and can thus be eliminated by the approximation $\sqrt{(s_e - \mathcal{I}_{X'} s_e, s_e)_{w,0}} \leq \|f_d\|_{w,0}$.
2. This result confirms the convergence result of Corollary 377. Unlike the Approximate smoother error estimates, this estimate does not explicitly involve the smoothing coefficient ρ and has the same form as the interpolation error estimates. However, the smoothing coefficient is part of the formula for s_e and can be eliminated by the approximation $\sqrt{(s_e - \mathcal{I}_{X'} s_e, s_e)_{w,0}} \leq \|f_d\|_{w,0}$.
3. The following argument shows the factor $\sqrt{(s_e - s_a, s_e)_{w,0}}$ in the estimate 8.30 can be calculated numerically. Indeed, since $s_a = \mathcal{I}_{X'} s_e$ we have $(s_e - s_a, s_a)_{w,0} = (s_e - s_a, \mathcal{I}_{X'} s_e)_{w,0} = (\mathcal{I}_{X'} s_e - \mathcal{I}_{X'} s_a, s_e)_{w,0} = 0$ so that $(s_e, s_a)_{w,0} = \|s_a\|_{w,0}^2$ and $(s_e - s_a, s_e)_{w,0} = \sqrt{\|s_e\|_{w,0}^2 - \|s_a\|_{w,0}^2}$. Part 2 of Corollary 368 and part 3 of Theorem 303 can then be used to calculate $\|s_a\|_{w,0}$ and $\|s_e\|_{w,0}$ respectively.

As with the Exact smoother error estimates which were valid for arbitrary data functions in X_w^0 we can try to improve the last convergence result for data functions which have the form R_y , $y \in K$.

Theorem 382 *Suppose we have the same assumptions and notation as Theorem 380 except that now the data function is specialized to R_y . Hence $\mathcal{S}_X R_y$ is the Exact smoother and $\mathcal{S}_{X,X'}^a R_y$ is the Approximate smoother.*

Further, suppose that the data region K that contains X is a bounded closed and infinite set.

Then if $h_{X,K} \leq h_G$ and $h_{X',K} \leq h_G$ we have the estimate

$$|\mathcal{S}_X R_y(x) - \mathcal{S}_{X,X'}^a R_y(x)| \leq k_G (h_{X',K})^s \left(\sqrt{\rho N} + k_G (h_{X,K})^s + k_G (h_{X',K})^s \right), \quad x, y \in K, \quad (8.31)$$

where $k_G = (2\pi)^{-\frac{d}{4}} \sqrt{2C_G}$ and C_G satisfies 8.29.

Proof. Theorem 380 with $f_d = R_y$ yields the estimate

$$|\mathcal{S}_X R_y(x) - \mathcal{S}_{X,X'}^a R_y(x)| \leq k_G \sqrt{(\mathcal{S}_X R_y - \mathcal{I}_{X'} \mathcal{S}_X R_y, \mathcal{S}_X R_y)_{w,0}} (h_{X',K})^s, \quad (8.32)$$

when $h_{X',K} \leq h_G$ and $x \in K$. The term $\sqrt{(\mathcal{S}_X R_y - \mathcal{I}_{X'} \mathcal{S}_X R_y, \mathcal{S}_X R_y)_{w,0}}$ will now be manipulated in order to try to improve the convergence. Since $\mathcal{I}_{X'}$ is a self-adjoint projection we have

$$\begin{aligned} (\mathcal{S}_X R_y - \mathcal{I}_{X'} \mathcal{S}_X R_y, \mathcal{S}_X R_y)_{w,0} &= ((I - \mathcal{I}_{X'}) \mathcal{S}_X R_y, \mathcal{S}_X R_y)_{w,0} & (8.33) \\ &= ((I - \mathcal{I}_{X'}) \mathcal{S}_X R_y, R_y - (I - \mathcal{S}_X) R_y)_{w,0} \\ &= ((I - \mathcal{I}_{X'}) \mathcal{S}_X R_y, R_y)_{w,0} - ((I - \mathcal{I}_{X'}) \mathcal{S}_X R_y, (I - \mathcal{S}_X) R_y)_{w,0} \\ &= ((I - \mathcal{I}_{X'}) \mathcal{S}_X R_y)(y) - ((I - \mathcal{S}_X)(I - \mathcal{I}_{X'}) \mathcal{S}_X R_y, R_y)_{w,0} \\ &= ((I - \mathcal{I}_{X'}) \mathcal{S}_X R_y)(y) - ((I - \mathcal{S}_X)(I - \mathcal{I}_{X'}) \mathcal{S}_X R_y)(y) \\ &\leq |((I - \mathcal{I}_{X'}) \mathcal{S}_X R_y)(y)| + |((I - \mathcal{S}_X)(I - \mathcal{I}_{X'}) \mathcal{S}_X R_y)(y)|. \end{aligned} \quad (8.34)$$

The application of the Type 1 interpolation convergence estimate 5.110 to the data function $\mathcal{S}_X R_y$ gives

$$|((I - \mathcal{I}_{X'}) \mathcal{S}_X R_y)(y)| \leq ((I - \mathcal{I}_{X'}) \mathcal{S}_X R_y, \mathcal{S}_X R_y)_{w,0} k_G (h_{X',K})^s, \quad (8.35)$$

when $h_{X',K} < h_G$ and $y \in K$. Further, for an arbitrary data function $f_d \in X_w^0$, the Exact smoother estimate 7.22 implies

$$|((I - \mathcal{S}_X) f_d)(x)| \leq \sqrt{(f_d - \mathcal{S}_X f_d, f_d)_{w,0}} \left(\sqrt{\rho N} + k_G (h_{X,K})^s \right), \quad x \in K,$$

when $h_{X,K} \leq h_G$. But in this case $f_d = (I - \mathcal{I}_{X'}) \mathcal{S}_X R_y$ where $x, y \in K$, and so

$$|((I - \mathcal{S}_X)(I - \mathcal{I}_{X'}) \mathcal{S}_X R_y)(x)| \leq \sqrt{(f_d - \mathcal{S}_X f_d, f_d)_{w,0}} \left(\sqrt{\rho N} + k_G (h_{X,K})^s \right),$$

and

$$\sqrt{(f_d - \mathcal{S}_X f_d, f_d)_{w,0}} \leq \sqrt{(f_d, f_d)_{w,0}} = \sqrt{((I - \mathcal{I}_{X'}) \mathcal{S}_X R_y, \mathcal{S}_X R_y)_{w,0}},$$

so that

$$\begin{aligned} |((I - \mathcal{S}_X)(I - \mathcal{I}_{X'}) \mathcal{S}_X R_y)(x)| &\leq \sqrt{((I - \mathcal{I}_{X'}) \mathcal{S}_X R_y, \mathcal{S}_X R_y)_{w,0}} \times \\ &\quad \times \left(\sqrt{\rho N} + k_G (h_{X,K})^s \right). \end{aligned} \quad (8.36)$$

Next using 8.35 and 8.36 to estimate the right side of 8.34 we obtain

$$\begin{aligned} ((I - \mathcal{I}_{X'}) \mathcal{S}_X R_y, \mathcal{S}_X R_y)_{w,0} &\leq \sqrt{((I - \mathcal{I}_{X'}) \mathcal{S}_X R_y, \mathcal{S}_X R_y)_{w,0}} k_G (h_{X',K})^s + \\ &\quad + \sqrt{((I - \mathcal{I}_{X'}) \mathcal{S}_X R_y, \mathcal{S}_X R_y)_{w,0}} \left(\sqrt{\rho N} + k_G (h_{X,K})^s \right), \end{aligned}$$

so that

$$\sqrt{((I - \mathcal{I}_{X'}) \mathcal{S}_X R_y, \mathcal{S}_X R_y)_{w,0}} \leq \sqrt{\rho N} + k_G (h_{X,K})^s + k_G (h_{X',K})^s,$$

and as a consequence of equation 8.33, inequality 8.32 implies

$$\begin{aligned} |\mathcal{S}_X R_y(x) - \mathcal{S}_{X',K}^a R_y(x)| &\leq k_G (h_{X',K})^s \sqrt{((I - \mathcal{I}_{X'}) \mathcal{S}_X R_y, \mathcal{S}_X R_y)_{w,0}} \\ &\leq k_G (h_{X',K})^s \left(\sqrt{\rho N} + k_G (h_{X,K})^s + k_G (h_{X',K})^s \right), \end{aligned}$$

as claimed. ■

Remark 383 *Our attempt at improving convergence has failed and the order of convergence in $h_{X',K}$ is still s . Unlike the cases of the interpolation error in Subsection 2.6 and the Exact smoother error of Section 7.6 this attempt to improve the estimate for the order of convergence of the Approximate smoother to the Exact smoother has resulted in new terms appearing. Essentially the original term $k_G (h_{X,K})^s$ has been squared but the term $k_G (h_{X',K})^s (\sqrt{\rho N} + k_G (h_{X,K})^s)$ has been added. Hence, to get the benefit of squaring, the term $\sqrt{\rho N} + k_G (h_{X,K})^s$ should be the much the same size as $k_G (h_{X',K})^s$.*

The next result gives some idea of how the Exact and Approximate smoothers compare when the smoothing parameter ρ is large.

Theorem 384 *Suppose the assumptions and notation of Theorem 380 hold so that s_e is the Exact smoother and s_a is the Approximate smoother of the data function f_d . Then for $\rho > 0$*

$$|s_e(x) - s_a(x)| \leq \sqrt{(s_e - f_d, f_d)_{w,0}} (k_G)^2 \frac{(h_{X',K})^{2s}}{\sqrt{\rho}}, \quad x \in K, \quad f_d \in X_w^0, \quad (8.37)$$

with $\sqrt{(s_e - f_d, f_d)_{w,0}} \leq \|f_d\|_{w,0}$. For given ρ the order of convergence is $2s$.

Proof. From part 4 of Summary 365

$$s_e = \tilde{\mathcal{E}}_X^* (N\rho I + R_{X,X})^{-1} \tilde{\mathcal{E}}_X f_d,$$

so that

$$\begin{aligned} (s_e - s_a, s_e)_{w,0} &= \left(s_e - s_a, \tilde{\mathcal{E}}_X^* (N\rho I + R_{X,X})^{-1} \tilde{\mathcal{E}}_X f_d \right)_{w,0} \\ &= \left(\tilde{\mathcal{E}}_X (s_e - s_a), (N\rho I + R_{X,X})^{-1} \tilde{\mathcal{E}}_X f_d \right) \\ &\leq \left| \tilde{\mathcal{E}}_X (s_e - s_a) \right| \left| (N\rho I + R_{X,X})^{-1} \tilde{\mathcal{E}}_X f_d \right| \end{aligned}$$

But from part 2 Lemma 298

$$\|s_e - f_d\|_{w,0}^2 = (s_e - f_d, f_d)_{w,0} - \rho N \left| (\rho N I + R_{X,X})^{-1} \tilde{\mathcal{E}}_X f_d \right|^2,$$

so that $\left| (\rho N I + R_{X,X})^{-1} \tilde{\mathcal{E}}_X f_d \right| \leq (\rho N)^{-1/2} \sqrt{(s_e - f_d, f_d)_{w,0}}$.

Hence, if $|s_e - s_a|_{\infty, K} = \sup_{x \in K} |s_e(x) - s_a(x)|$,

$$\begin{aligned} (s_e - s_a, s_e)_{w,0} &\leq \left| \tilde{\mathcal{E}}_X (s_e - s_a) \right| \sqrt{(s_e - f_d, f_d)_{w,0}} (\rho N)^{-1/2} \\ &\leq \sqrt{N} |s_e - s_a|_{\infty, K} \sqrt{(s_e - f_d, f_d)_{w,0}} (\rho N)^{-1/2} \\ &= |s_e - s_a|_{\infty, K} \sqrt{(s_e - f_d, f_d)_{w,0}} \rho^{-1/2}, \end{aligned} \quad (8.38)$$

and by 8.30

$$|s_e - s_a|_{\infty, K} \leq \sqrt{(s_e - s_a, s_e)_{w,0}} k_G (h_{X',K})^s,$$

which implies

$$\begin{aligned} |s_e - s_a|_{\infty, K} &\leq \sqrt{|s_e - s_a|_{\infty, K} \sqrt{(s_e - f_d, f_d)_{w,0}} \rho^{-1/2}} (k_G (h_{X',K})^s) \\ &= \sqrt{|s_e - s_a|_{\infty, K}^4 \sqrt{(s_e - f_d, f_d)_{w,0}} \rho^{-1/4}} k_G (h_{X',K})^s, \end{aligned}$$

and hence

$$|s_e - s_a|_{\infty, K} \leq \sqrt{(s_e - f_d, f_d)_{w,0}} (k_G)^2 \frac{(h_{X',K})^{2s}}{\sqrt{\rho}},$$

which implies 8.37. ■

Remark 385 *Theorem 384 suggests that as the smoothing parameter ρ increases the Approximate smoother converges to the Exact smoother. Further, for any ‘large’ value of ρ the rate of convergence in $h_{X',K}$ is at least $(h_{X',K})^{2s}$. Of course, as the smoothing parameter increases the Exact smoother gets further from the data function.*

The next result summarizes the estimates of $|s_e(x) - s_a(x)|$ and $|\mathcal{S}_X R_y(x) - \mathcal{S}_{X,X'}^a R_y(x)|$ we have derived above.

Corollary 386 *For an arbitrary data function f_d we have the error estimates*

$$|s_e(x) - s_a(x)| \leq \min \begin{cases} \sqrt{(s_e - s_a, s_e)_{w,0}} k_G (h_{X',K})^s, \\ \sqrt{(s_e - s_a, s_e)_{w,0}} \sqrt{R_0(0)}, \\ \sqrt{(s_e - f_d, f_d)_{w,0}} (k_G)^2 \frac{(h_{X',K})^{2s}}{\sqrt{\rho}}. \end{cases}, \quad x \in K, \quad (8.39)$$

and for the Riesz data functions R_y we have the error estimates:

$$|\mathcal{S}_X R_y(x) - \mathcal{S}_{X,X'}^a R_y(x)| \leq \min \begin{cases} k_G (h_{X',K})^s (\sqrt{\rho N} + k_G (h_{X,K})^s + k_G (h_{X',K})^s), \\ R_0(0) \min \left\{ 1, \frac{R_0(0)}{\rho} \right\}, \\ (k_G)^2 \frac{(h_{X',K})^{2s}}{\sqrt{\rho}} (\sqrt{\rho N} + k_G (h_{X,K})^s), \\ (k_G)^2 \frac{(h_{X',K})^{2s}}{\sqrt{\rho}} \sqrt{R_0(0)}, \\ (k_G)^2 \frac{(h_{X',K})^{2s}}{\sqrt{\rho}} \sqrt{\|R_y\|_{\infty, K} + R_0(0) \min \left\{ 1, \frac{R_0(0)}{\rho} \right\}}. \end{cases} \quad (8.40)$$

for $x, y \in K$.

Proof. The inequalities 8.39 are the estimates 8.27, 8.30 and 8.37.

Regarding the inequalities 8.40: The first inequality is 8.31 and the second inequality is 8.28. When $f_d = R_y$ is substituted into 8.37 we get for $x \in K$

$$|\mathcal{S}_X R_y(x) - \mathcal{S}_{X,X'}^a R_y(x)| \leq (k_G)^2 \frac{(h_{X',K})^{2s}}{\sqrt{\rho}} \sqrt{\mathcal{S}_X R_y(x) - R_y(x)},$$

and then substituting the estimates 8.53 for $\mathcal{S}_X R_y(x) - R_y(x)$ immediately gives the remaining three inequalities. ■

Type 1 examples

The weight function examples used here are those used in the interpolation and Exact smoother documents i.e. the radial shifted thin-plate splines, Gaussian and Sobolev splines, and the tensor product extended B-spline weight functions, augmented by the tensor product central difference weight functions from Chapter 5.

When the smoothing coefficient ρ is zero the error estimates of this subsection are the Type 1 interpolation estimates of Subsubsection 2.6 and consequently the formulas or values for s, C_G, h_G, k_G have already been calculated and were given in Table 2.1. We give these values here in Table 8.1 together with the Type 1 values from Table 5.1 for the central difference tensor product weight functions.

$$C_G = |(2rf'' + f')(r_{\max})|, \quad \text{where } f(r) = (1+r)^v \text{ and } r_{\max} = \frac{1-2v}{3}. \quad (8.41)$$

Type 1 smoother convergence order estimates, $\kappa \geq 0$.				
Smoothness assumption on G ; $k_G = (2\pi)^{-d/4} \sqrt{2C_G}$.				
Weight function	Parameter constraints	Converg. order s	C_G	h_G
Sobolev splines ($v > d/2$)	$v - \frac{d}{2} = 1$	$\frac{1}{2}$	$\frac{\ \rho K_0(\rho)\ _\infty^{(2)}}{2^{v-1}\Gamma(v)}$	∞
	$v - \frac{d}{2} \neq 1$	1	$\frac{\ D^2 \tilde{K}_{v-d/2}\ _\infty^{(2)}}{2^v \Gamma(v)}$	"
Shifted thin-plate ($-d/2 < v < 0$)	-	1	eq. (8.41)	∞
Gaussian	-	1	$2e^{-3/2}$	∞
Extended B-spline	-	$\frac{1}{2}$	$G_1(0)^{d-1} \ DG_1\ _\infty \sqrt{d}^{(1)}$	∞
Central difference	-	$\frac{1}{2}$	$G_1(0)^{d-1} \ DG_1\ _\infty \sqrt{d}^{(1)}$	∞
⁽¹⁾ G_1 is the univariate basis function used to form the tensor product				
⁽²⁾ K_v is the modified Bessel function and $\tilde{K}_v(r) = r^v K_v(r)$.				

TABLE 8.1.

Type 2 estimates ($\kappa \geq 1$)

These results can be proved by first using the theorems of Subsection 7.6.2 to obtain estimates of the form $|G(0) - G(x)| \leq C_G |x|^{2s}$ and then employing Corollary 386.

Theorem 387 *Suppose a weight function satisfies property W02 for some $\kappa \geq 1$ and denote the basis function by G . Then the smoother error estimates of Corollary 386 hold for*

$$C_G = -\frac{1}{2} (|D|^2 G)(0) d, \quad s = 1, \quad h_G = \infty, \quad k_G = (2\pi)^{-\frac{d}{4}} \sqrt{-(|D|^2 G)(0) \sqrt{d}}. \tag{8.42}$$

However, if the weight function is radial we can use the estimates of:

Theorem 388 *Suppose a radial weight function satisfies property W02 for $\kappa = 1$ and denote the (radial) basis function by G . Set $r = |x|$. Then:*

1. If $G(x) = f(r^2)$ the smoother error estimates of Corollary 386 hold for

$$C_G = -f'(0) d^2, \quad s = 1, \quad h_G = \infty, \quad k_G = (2\pi)^{-\frac{d}{4}} \sqrt{-2f'(0) d}.$$

2. If $G(x) = g(r)$ then the smoother error estimates of Corollary 386 hold for

$$C_G = -\frac{1}{2} g''(0) d^2, \quad s = 1, \quad h_G = \infty, \quad k_G = (2\pi)^{-\frac{d}{4}} \sqrt{-g''(0) d}. \tag{8.43}$$

If the weight function is a tensor product the following result will be useful:

Theorem 389 *Suppose a tensor product weight function satisfies property W02 for $\kappa = 1$ and denote the univariate basis function by G_1 . Then the smoother error estimates of Corollary 386 hold when*

$$C_G = -\frac{d}{2} G_1(0)^{d-1} D^2 G_1(0), \quad s = 1, \quad h_G = \infty, \quad k_G = (2\pi)^{-\frac{d}{4}} \sqrt{-G_1(0)^{d-1} D^2 G_1(0) \sqrt{d}}.$$

Type 2 examples

When the smoothing coefficient is zero the smoother error estimates of the Theorems of the previous subsection become algebraically identical to the Type 2 interpolant error estimates of Chapters 2 and 5. Further, the weight function examples used above were also used for the Type 2 interpolation examples of Chapter 2. If we use the ‘radial’ Theorem 388 to do the estimates for the radial basis functions and Theorem 387 to do the estimates for the tensor product basis functions then the values for s, C_G, h_G, k_G will match those obtained for the interpolants. These are given below in Table 8.2 which is Table 2.2 augmented by the results for the central difference tensor product weight functions from Table 5.1.

Type 2 smoother convergence order estimates.			
Assume $\kappa \geq 1$.			
Weight function	Parameter constraints	Convergen. order	$(2\pi)^{d/4} k_G/\sqrt{d}$
Sobolev splines $(v > d/2)$	$v - \frac{d}{2} \geq 2$	1	$\sqrt{\frac{\Gamma(v-d/2-1)}{2^{d/2+1}\Gamma(v)}}$
	$1 < v - \frac{d}{2} < 2$	1	$\sqrt{\frac{\Gamma(v-d/2-1)}{2^{2v-d/2-3}\Gamma(v)}}$
Shifted thin-plate $(-d/2 < v < 0)$	-	1	$\sqrt{-2v}$
Gaussian	-	1	$\sqrt{2}$
Extended B-spline $(1 \leq n \leq l)$	$n \geq 2$	1	$\sqrt{-G_1(0)^{d-1} D^2 G_1(0)}$ ⁽¹⁾
Central difference $(1 \leq n \leq l)$	$n \geq 2$	1	$\sqrt{-G_1(0)^{d-1} D^2 G_1(0)}$ ⁽¹⁾

⁽¹⁾ G_1 is the univariate basis function used to form the tensor product.

TABLE 8.2.

When $\rho = 0$ we see that the order of convergence is at least 1 for an arbitrary data function and at least 2 for a Riesz representer data function, no matter what value κ takes. However, in the next section we will show that by explicitly assuming the independent data is unisolvent of order $\kappa \geq 1$ it follows that an order of convergence of at least $\lfloor \kappa \rfloor$ can be attained for an arbitrary data function and an order of convergence of $\lfloor 2\kappa \rfloor$ for a Riesz representer data function.

8.6.4 Error estimates explicitly using unisolvent data sets

Unisolvent sets were introduced in Subsection 2.7 where they were used to define the Lagrange interpolation operators \mathcal{P} and $\mathcal{Q} = I - \mathcal{P}$. Lemma 125 supplied the key interpolation theory and I reproduce it here:

Lemma 390 (Copy of Lemma 125) Suppose first that:

1. Ω is a bounded region of \mathbb{R}^d having the cone property.
2. X is a unisolvent subset of Ω of order κ .

Now define

$$h_{X,\Omega} = \sup_{\omega \in \Omega} \text{dist}(\omega, X),$$

and fix $x \in X$. By using Lagrange polynomial interpolation techniques it can be shown there are constants $c_{\Omega,\kappa}, h_{\Omega,\kappa} > 0$ such that when $h_{X,\Omega} < h_{\Omega,\kappa}$ there exists a minimal unisolvent set $A \subset X$ satisfying

$$\text{diam}(A \cup \{x\}) \leq c_{\Omega,\kappa} h_{X,\Omega}.$$

Further, suppose $\{l_j\}_{j=1}^M$ is the cardinal basis of P_κ with respect to a minimal unisolvent subset of Ω . Again, using Lagrange interpolation techniques, it can be shown there exists a constant $K'_{\Omega,m} > 0$ such that

$$\sum_{j=1}^M |l_j(x)| \leq K'_{\Omega,m},$$

for all $x \in \Omega$ and all minimal unisolvent subsets of Ω .

To derive our estimates for $|s_e(x) - s_a(x)|$ we will rely on the formula $s_a = \mathcal{I}_{X'} s_e$ of part 2 Corollary 367. Hence we will also need the minimal norm interpolation convergence results of Subsection 2.7. We are now ready to state our order of convergence result for an arbitrary data function in X_w^0 :

Theorem 391 Suppose:

1. w is a weight function with property W02 for parameter $\kappa \geq 1$ and let G be the basis function generated by w . Set $m = \lfloor \kappa \rfloor$.
2. s_e is the Exact smoother generated by the data $[X; \tilde{\mathcal{E}}_X f_d]$ for some data function $f_d \in X_w^0$.
3. s_a is the Approximate smoother generated by $[X; \tilde{\mathcal{E}}_X f_d]$ and the set $X' \subset \Omega$.
4. $\mathcal{I}_{X'}$ is the minimal norm interpolant operator on the set X' .
5. We use the notation and assumptions of Lemma 390 which means that X' is κ -unisolvent and Ω is a bounded region whose boundary satisfies the cone condition.

Then there exist positive constants $k_G = \frac{d^{m/2}}{(2\pi)^{d/2}} (c_{\Omega, \kappa})^m K'_{\Omega, m} \max_{|\beta|=m} |D^{2\beta} G(0)|$ and $h_{\Omega, m}$ such that

$$|s_e(x) - s_a(x)| \leq \sqrt{(s_e - s_a, s_e)_{w,0}} k_G (h_{X', \Omega})^m, \quad x \in \bar{\Omega}, \quad (8.44)$$

when $h_{X', \Omega} = \sup_{\omega' \in \Omega} \text{dist}(\omega', X') < h_G$.

The constants $c_{\Omega, m}$, $K'_{\Omega, m}$ and $h_{\Omega, m}$ only depend on Ω, m and d . Further,

$$\sqrt{(s_e - s_a, s_e)_{w,0}} \leq \|s_e\|_{w,0} \leq \|f_d\|_{w,0} \quad \text{and the order of convergence is at least } \lfloor \kappa \rfloor \text{ in } h_{X', \Omega}.$$

Proof. From part 2 Corollary 367, $s_a = \mathcal{I}_{X'} s_e$ and by the interpolation estimate 2.59 there exists a constant k_G such that

$$|s_e(x) - (\mathcal{I}_{X'} s_e)(x)| \leq \sqrt{(s_e - \mathcal{I}_{X'} s_e, s_e)_{w,0}} k_G (h_{X', \Omega})^m, \quad x \in \bar{\Omega}, \quad (8.45)$$

when $h_{X', \Omega} < h_{\Omega, m}$. From Theorem 380, $\sqrt{(s_e - \mathcal{I}_{X'} s_e, s_e)_{w,0}} \leq \|s_e\|_{w,0} \leq \|f_d\|_{w,0}$ and so the order of convergence is at least m . ■

Remark 392 The estimate derived in the last theorem has its dependency on the data points X contained in s_e in the expression $\sqrt{(s_e - s_a, s_e)_{w,0}}$.

We now try to derive an improved convergence result from the last theorem for a data function which has the form R_y .

Theorem 393 Suppose we have the same assumptions and notation as Theorem 391 except that now the data function is specialized to R_y , so that $\mathcal{S}_X R_y$ is the Exact smoother of R_y and $\mathcal{S}_{X, X'}^a R_y$ is the Approximate smoother of R_y .

Further, suppose X is a unisolvent subset of Ω of order κ , and suppose that the data region Ω that contains X is a bounded region which satisfies the cone condition. Set $m = \lfloor \kappa \rfloor$.

Then if $h_{X, K} \leq h_{\Omega, m}$ and $h_{X', K} \leq h_{\Omega, m}$ we have the estimate

$$|\mathcal{S}_X R_y(x) - \mathcal{S}_{X, X'}^a R_y(x)| \leq k_G (h_{X', \Omega})^m \left(K'_{\Omega, m} \sqrt{\rho N} + k_G (h_{X, \Omega})^m + k_G (h_{X', \Omega})^m \right), \quad (8.46)$$

for all $x, y \in \bar{\Omega}$, where $k_G = \frac{d^{m/2}}{(2\pi)^{d/2}} (c_{\Omega, \kappa})^m K'_{\Omega, m} \max_{|\beta|=m} |D^{2\beta} G(0)|$.

The order of convergence is at least m in $h_{X', \Omega}$.

Proof. Theorem 391 with data function R_y implies

$$|\mathcal{S}_X R_y(x) - \mathcal{S}_{X, X'}^a R_y(x)| \leq k_G \sqrt{(\mathcal{S}_X R_y - \mathcal{S}_{X, X'}^a R_y, \mathcal{S}_X R_y)_{w,0}} (h_{X', \Omega})^m, \quad (8.47)$$

for $x \in \bar{\Omega}$, when $h_{X', \Omega} \leq h_{\Omega, m}$.

The term $\sqrt{(\mathcal{S}_X R_y - \mathcal{S}_{X, X'}^a R_y, \mathcal{S}_X R_y)_{w,0}}$ will now be manipulated to try to improve the convergence. Indeed, from inequality 8.34

$$(\mathcal{S}_X R_y - \mathcal{S}_{X, X'}^a R_y, \mathcal{S}_X R_y)_{w,0} = ((I - \mathcal{I}_{X'}) \mathcal{S}_X R_y, \mathcal{S}_X R_y)_{w,0} \quad (8.48)$$

$$\begin{aligned} &\leq |((I - \mathcal{I}_{X'}) \mathcal{S}_X R_y)(y)| + \\ &\quad + |((I - \mathcal{S}_X)(I - \mathcal{I}_{X'}) \mathcal{S}_X R_y)(y)|, \end{aligned} \quad (8.49)$$

and using 2.59 we estimate the interpolation error to be

$$|((I - \mathcal{I}_{X'}) \mathcal{S}_X R_y)(y)| \leq \sqrt{((I - \mathcal{I}_{X'}) \mathcal{S}_X R_y, \mathcal{S}_X R_y)_{w,0}} k_G (h_{X',\Omega})^m, \quad (8.50)$$

when $y \in \Omega$ and $h_{X',\Omega} \leq h_{\Omega,m}$, and using 7.31 we estimate the Exact smoothing error for an arbitrary data function $f_d \in X_w^0$ to be

$$|f_d(y) - (\mathcal{S}_X f_d)(y)| \leq \sqrt{(f_d - \mathcal{S}_X f_d, f_d)_{w,0}} \left(K'_{\Omega,m} \sqrt{\rho N} + k_G (h_{X,\Omega})^m \right), \quad y \in \bar{\Omega}.$$

Consequently, when $f_d = (I - \mathcal{I}_{X'}) \mathcal{S}_X R_y$

$$|((I - \mathcal{S}_X)(I - \mathcal{I}_{X'}) \mathcal{S}_X R_y)(y)| \leq \sqrt{(f_d - \mathcal{S}_X f_d, f_d)_{w,0}} \left(K'_{\Omega,m} \sqrt{\rho N} + k_G (h_{X,\Omega})^m \right),$$

and

$$\begin{aligned} \sqrt{(f_d - \mathcal{S}_X f_d, f_d)_{w,0}} &\leq \sqrt{(f_d, f_d)_{w,0}} = \|f_d\|_{w,0} = \|(I - \mathcal{I}_{X'}) \mathcal{S}_X R_y\|_{w,0} \\ &= \sqrt{((I - \mathcal{I}_{X'}) \mathcal{S}_X R_y, \mathcal{S}_X R_y)_{w,0}}, \end{aligned}$$

so that

$$|((I - \mathcal{S}_X)(I - \mathcal{I}_{X'}) \mathcal{S}_X R_y)(y)| \leq \sqrt{((I - \mathcal{I}_{X'}) \mathcal{S}_X R_y, \mathcal{S}_X R_y)_{w,0}} \left(K'_{\Omega,m} \sqrt{\rho N} + k_G (h_{X,\Omega})^m \right). \quad (8.51)$$

Next, using 8.50 and 8.51 to estimate the right side of 8.49 we obtain

$$\begin{aligned} ((I - \mathcal{I}_{X'}) \mathcal{S}_X R_y, \mathcal{S}_X R_y)_{w,0} &\leq \sqrt{((I - \mathcal{I}_{X'}) \mathcal{S}_X R_y, \mathcal{S}_X R_y)_{w,0}} \left(K'_{\Omega,m} \sqrt{\rho N} + k_G (h_{X,\Omega})^m \right) + \\ &\quad + \sqrt{((I - \mathcal{I}_{X'}) \mathcal{S}_X R_y, \mathcal{S}_X R_y)_{w,0}} k_G (h_{X',\Omega})^m, \end{aligned}$$

for $y \in \bar{\Omega}$ so that

$$\sqrt{((I - \mathcal{I}_{X'}) \mathcal{S}_X R_y, \mathcal{S}_X R_y)_{w,0}} \leq K'_{\Omega,m} \sqrt{\rho N} + k_G (h_{X,\Omega})^m + k_G (h_{X',\Omega})^m,$$

and as a consequence of equation 8.48, inequality 8.47 implies

$$\begin{aligned} |s_e(y) - s_a(y)| &\leq k_G (h_{X',\Omega})^m \sqrt{(s_e - s_a, s_e)_{w,0}} \\ &= k_G (h_{X',\Omega})^m \sqrt{((I - \mathcal{I}_{X'}) \mathcal{S}_X R_y, \mathcal{S}_X R_y)_{w,0}} \\ &\leq k_G (h_{X',\Omega})^m \left(K'_{\Omega,m} \sqrt{\rho N} + k_G (h_{X,\Omega})^m + k_G (h_{X',\Omega})^m \right), \end{aligned}$$

as claimed. ■

Remark 394 *This is the same order of convergence in $h_{X',\Omega}$ that was obtained in Theorem 391 for an arbitrary data function, namely $m = \lfloor \kappa \rfloor$.*

8.7 Type 1 Exact smoother error estimates ($\kappa \geq 0$)

In order to estimate the pointwise error of the Approximate smoother we will need the following Type 1 error estimates of the Exact smoother.

Theorem 395 (Copy of Theorem 314) *Suppose K is a bounded closed infinite set and there exist constants $C_G, s, h_G > 0$ such that*

$$G(0) - G(x) \leq C_G |x|^{2s}, \quad |x| \leq h_G, x \in K.$$

Set $k_G = (2\pi)^{-\frac{1}{4}} \sqrt{2C_G}$. Then the Exact smoother $\mathcal{S}_X f_d$ satisfies the error estimates

$$|f_d(x) - (\mathcal{S}_X f_d)(x)| \leq \min \begin{cases} \sqrt{(f_d - s_e, f_d)_{w,0}} (\sqrt{\rho N} + k_G (h_{X,K})^s), \\ \sqrt{(f_d - s_e, f_d)_{w,0}} \sqrt{R_0(0)}, \\ \|f_d\|_{\infty,K} + \|f_d\|_{w,0} \sqrt{R_0(0)} \min \left\{ 1, \frac{R_0(0)}{\rho} \right\}, \end{cases} \quad (8.52)$$

and $\mathcal{S}_X R_y$ satisfies the double order convergence estimate

$$|R_y(x) - (\mathcal{S}_X R_y)(x)| \leq \min \begin{cases} (\sqrt{\rho N} + k_G (h_{X,K})^s)^2, \\ R_0(0), \\ \|R_y\|_{\infty,K} + R_0(0) \min \left\{ 1, \frac{R_0(0)}{\rho} \right\}, \end{cases} \quad (8.53)$$

for $x, y \in K$, when $h_{X,K} = \sup_{s \in K} \text{dist}(s, X) \leq h_G$.

Here $R_0(0) = (2\pi)^{-\frac{1}{2}} G(0)$ and X is an independent data set contained in K .

8.8 Type 2 Exact smoother error estimates ($\kappa \geq 1$)

These will just be the Type 1 estimates of the previous section but with the constants from the most appropriate result given in Subsection 7.6.2.

8.9 Convergence of the Approximate smoother to the data function

In Section 8.6 several estimates were derived for the difference between the Approximate smoother s_a and the Exact smoother s_e and a copy of the estimates for the Exact smoother error obtained in Chapter 7 was presented. In this subsection we will combine these estimates by means of the simple triangle inequality: $|f_d(x) - s_a(x)| \leq |f_d(x) - s_e(x)| + |s_e(x) - s_a(x)|$, where f_d is a data function. The convergence results of Subsection 8.6.1 do not involve orders of convergence so they will not be used.

8.9.1 Order-less convergence estimates

The following result is a simple consequence of Corollary 378:

Corollary 396 *Suppose:*

1. Ω is a bounded region and $f_d \in X_w^0$ is a data function.
2. $s_e^{(k)}$ is a sequence of Exact smoothers generated by the data $[X_k; \tilde{\mathcal{E}}_{X_k} f_d]$ with $X_k \subset \Omega$.
3. $s_e^{(k)}$ converges uniformly pointwise to f_d on $\bar{\Omega}$.
4. $s_a^{(k)}$ is a sequence of Approximate smoothers generated by $X'_k \subset \Omega$ and $[X_k; f_d(X_k)]$ with the X'_k satisfying $\sup_{x \in \Omega} \text{dist}(x, X'_k) \rightarrow 0$.

Then $s_a^{(k)}$ converges uniformly pointwise to f_d on $\bar{\Omega}$.

8.9.2 Error estimates without explicitly assuming unisolvent data sets

Type 1 estimates ($\kappa \geq 0$)

The next result gives estimates for an arbitrary data function and a Riesz data function R_y .

Theorem 397 *Suppose:*

1. the weight function w has property W02 for $\kappa = 0$ and that G is the basis function generated by w . Assume that for some $0 < s < 1$ and $C_G, h_G > 0$ the basis function satisfies

$$G(0) - G(x) \leq C_G |x|^{2s}, \quad |x| < h_G. \quad (8.54)$$

2. Let s_e be the Exact smoother generated by the data $[X; \tilde{\mathcal{E}}_X f_d]$ for some data function $f_d \in X_w^0$. The independent data X is contained in a data region K which is a closed bounded infinite set.

3. Suppose that s_a is the Approximate smoother generated by the data $[X; \tilde{\mathcal{E}}_X f_d]$ and the points $X' \subset K$.

Then if $k_G = (2\pi)^{-\frac{d}{4}} \sqrt{2C_G}$ we have the estimates

$$|f_d(x) - s_a(x)| \leq \min \begin{cases} \max \left\{ \sqrt{(f_d - s_e, f_d)_{w,0}}, \sqrt{(s_e - s_a, s_e)_{w,0}} \right\} (\sqrt{\rho N} + k_G (h_{X,K})^s + k_G (h_{X',K})^s), \\ \max \left\{ \sqrt{(f_d - s_e, f_d)_{w,0}}, \sqrt{(s_e - s_a, s_e)_{w,0}} \right\} \sqrt{R_0(0)}, \\ \|f_d\|_{\infty, K} + \sqrt{(s_e - f_d, f_d)_{w,0}} (k_G)^2 \frac{(h_{X',K})^{2s}}{\sqrt{\rho}} + \\ + \|f_d\|_{w,0} \sqrt{R_0(0)} \min \left\{ 1, \frac{R_0(0)}{\rho} \right\}. \end{cases} \quad (8.55)$$

and

$$|R_y(x) - \mathcal{S}_{X,X'}^a R_y(x)| \leq \eta_e(\rho) + \min \begin{cases} k_G (h_{X',K})^s (\sqrt{\rho N} + k_G (h_{X,K})^s + k_G (h_{X',K})^s), \\ R_0(0) \min \left\{ 1, \frac{R_0(0)}{\rho} \right\}, \\ (k_G)^2 \frac{(h_{X',K})^{2s}}{\sqrt{\rho}} \sqrt{\eta_e(\rho)}. \end{cases} \quad (8.56)$$

where

$$\eta_e(\rho) = \min \begin{cases} (\sqrt{\rho N} + k_G (h_{X,K})^s)^2, \\ R_0(0), \\ \|R_y\|_{\infty, K} + R_0(0) \min \left\{ 1, \frac{R_0(0)}{\rho} \right\}. \end{cases} \quad (8.57)$$

when $h_{X,K} = \sup_{x \in K} \text{dist}(x, X) \leq h_G$ and $h_{X',K} = \sup_{x \in K} \text{dist}(x, X') \leq h_G$.

Proof. From Theorem 395 and Corollary 386,

$$|f_d(x) - s_e(x)| \leq \min \begin{cases} \sqrt{(f_d - s_e, f_d)_{w,0}} (\sqrt{\rho N} + k_G (h_{X,K})^s), \\ \sqrt{(f_d - s_e, f_d)_{w,0}} \sqrt{R_0(0)}, \\ \|f_d\|_{\infty, K} + \|f_d\|_{w,0} \sqrt{R_0(0)} \min \left\{ 1, \frac{R_0(0)}{\rho} \right\}. \end{cases}$$

and

$$|s_e(x) - s_a(x)| \leq \min \begin{cases} \sqrt{(s_e - s_a, s_e)_{w,0}} k_G (h_{X',K})^s, \\ \sqrt{(s_e - s_a, s_e)_{w,0}} \sqrt{R_0(0)}, \\ \sqrt{(s_e - f_d, f_d)_{w,0}} (k_G)^2 \frac{(h_{X',K})^{2s}}{\sqrt{\rho}}. \end{cases}$$

so that

$$\begin{aligned} |f_d(x) - s_a(x)| &\leq |f_d(x) - s_e(x)| + |s_e(x) - s_a(x)| \\ &\leq \min \begin{cases} \max \left\{ \sqrt{(f_d - s_e, f_d)_{w,0}}, \sqrt{(s_e - s_a, s_e)_{w,0}} \right\} (\sqrt{\rho N} + k_G (h_{X,K})^s + k_G (h_{X',K})^s), \\ \max \{, \} \sqrt{R_0(0)}, \\ \|f_d\|_{\infty, K} + \|f_d\|_{w,0} (k_G)^2 \frac{(h_{X',K})^{2s}}{\sqrt{\rho}} + \\ + \|f_d\|_{w,0} \sqrt{R_0(0)} \min \left\{ 1, \frac{R_0(0)}{\rho} \right\}. \end{cases} \end{aligned}$$

Using $\eta_e(\rho)$ the estimate 8.40 for $|\mathcal{S}_X R_y(x) - \mathcal{S}_{X,X'}^a R_y(x)|$ can be written

$$\begin{aligned} |\mathcal{S}_X R_y(x) - \mathcal{S}_{X,X'}^a R_y(x)| &\leq \min \begin{cases} k_G (h_{X',K})^s (\sqrt{\rho N} + k_G (h_{X,K})^s + k_G (h_{X',K})^s), \\ R_0(0) \min \left\{ 1, \frac{R_0(0)}{\rho} \right\}, \\ (k_G)^2 \frac{(h_{X',K})^{2s}}{\sqrt{\rho}} (\sqrt{\rho N} + k_G (h_{X,K})^s), \\ (k_G)^2 \frac{(h_{X',K})^{2s}}{\sqrt{\rho}} \sqrt{R_0(0)}, \\ (k_G)^2 \frac{(h_{X',K})^{2s}}{\sqrt{\rho}} \sqrt{\|R_y\|_{\infty,K} + R_0(0) \min \left\{ 1, \frac{R_0(0)}{\rho} \right\}}. \end{cases} \\ &\leq \min \begin{cases} k_G (h_{X',K})^s (\sqrt{\rho N} + k_G (h_{X,K})^s + k_G (h_{X',K})^s), \\ R_0(0) \min \left\{ 1, \frac{R_0(0)}{\rho} \right\}, \\ (k_G)^2 \frac{(h_{X',K})^{2s}}{\sqrt{\rho}} \sqrt{\eta(\rho)}. \end{cases} \end{aligned}$$

Now

$$|R_y(x) - \mathcal{S}_{X,X'}^a R_y(x)| \leq |R_y(x) - (\mathcal{S}_X R_y)(x)| + |\mathcal{S}_X R_y(x) - \mathcal{S}_{X,X'}^a R_y(x)|,$$

and since the estimate for $|R_y(x) - (\mathcal{S}_X R_y)(x)|$ from 8.53 can be written $|R_y(x) - (\mathcal{S}_X R_y)(x)| \leq \eta(\rho)$ we have 8.56. ■

Remark 398 Define $h_a = ((h_{X,K})^s + (h_{X',K})^s)^{1/s}$. Then:

1. From 8.55

$$|f_d(x) - s_a(x)| \leq \max \left\{ \sqrt{(f_d - s_e, f_d)_{w,0}}, \sqrt{(s_e - s_a, s_e)_{w,0}} \right\} (\sqrt{\rho N} + k_G (h_a)^s), \quad x \in K,$$

and the order of convergence is s in h_a .

2. From 8.56: for $x, y \in K$

$$\begin{aligned} |R_y(x) - \mathcal{S}_{X,X'}^a R_y(x)| &\leq (\sqrt{\rho N} + k_G (h_{X,K})^s)^2 + \sqrt{\rho N} k_G (h_{X',K})^s + \\ &\quad + (k_G)^2 (h_{X',K})^s (h_{X',K})^s + (k_G)^2 (h_{X,K})^{2s} \\ &\leq (\sqrt{\rho N} + k_G (h_{X,K})^s + k_G (h_{X',K})^s)^2 \\ &= (\sqrt{\rho N} + k_G (h_a)^s)^2, \end{aligned}$$

and the order of convergence is $2s$ in h_a .

3. The last two Approximate smoother error estimates are analogous to the Exact smoother error estimates

$$|f_d(x) - (\mathcal{S}_X f_d)(x)| \leq \sqrt{(f_d - s_e, f_d)_{w,0}} (\sqrt{\rho N} + k_G (h_{X,K})^s),$$

and

$$|R_y(x) - (\mathcal{S}_X R_y)(x)| \leq (\sqrt{\rho N} + k_G (h_{X,K})^s)^2,$$

from 8.52 and 8.53.

Type 2 error estimates ($\kappa \geq 1$)

We want to derive Type 2 error estimates for $|f_d(x) - s_a(x)|$. In fact, these results can be proved by combining the Type 2 Exact smoother error estimates from Subsection 7.6.2 with the Type 2 estimates for $|s_e(x) - s_a(x)|$ from Subsubsection 8.6.3.

Theorem 399 Suppose a weight function satisfies property W02 for some $\kappa \geq 1$ and denote the basis function by G . Then the Approximate smoother error estimates 8.39 and 8.40 hold for

$$C_G = -\frac{1}{2} \left(|D|^2 G \right) (0) d, \quad s = 1, \quad h_G = \infty, \quad k_G = (2\pi)^{-\frac{d}{4}} \sqrt{-\left(|D|^2 G \right) (0) \sqrt{d}}.$$

However, if the weight function is radial we can use the estimates of:

Theorem 400 *Suppose a radial weight function satisfies property W02 for $\kappa = 1$ and denote the (radial) basis function by G . Set $r = |x|$. Then:*

1. If $G(x) = f(r^2)$ the Approximate smoother error estimates of Theorem 397 hold for

$$C_G = -f'(0) d^2, \quad s = 1, \quad h_G = \infty, \quad k_G = (2\pi)^{-\frac{d}{4}} \sqrt{-2f'(0)d}.$$

2. If $G(x) = g(r)$ then the Approximate smoother error estimates of Theorem 397 hold for

$$C_G = -\frac{1}{2}g''(0) d^2, \quad s = 1, \quad h_G = \infty, \quad k_G = (2\pi)^{-\frac{d}{4}} \sqrt{-g''(0)d}.$$

If the weight function is a tensor product we can use the estimates of:

Theorem 401 *Suppose a tensor product weight function satisfies property W02 for $\kappa = 1$ and denote the univariate basis function by G_1 . Then the Approximate smoother error estimates of Theorem 397 hold when*

$$C_G = -\frac{d}{2}G_1(0)^{d-1} D^2G_1(0), \quad s = 1, \quad h_G = \infty, \quad k_G = (2\pi)^{-\frac{d}{4}} \sqrt{-G_1(0)^{d-1} D^2G_1(0)\sqrt{d}}.$$

8.9.3 Estimates using minimally unisolvent data sets

The next result is an error estimate for an arbitrary data function in X_w^0 .

Theorem 402 *Suppose:*

1. w is a weight function with property W02 for some $\kappa \geq 1$ and let G be the basis function generated by w . Set $m = \lfloor \kappa \rfloor$.
2. s_e is the Exact smoother generated by the data $[X; \tilde{\mathcal{E}}_X f_d]$ for some data function $f_d \in X_w^0$, and X is contained in the data region Ω .
3. s_a is the Approximate smoother generated by $[X; \tilde{\mathcal{E}}_X f_d]$ and the set $X' \subset \Omega$.
4. We use the notation and assumptions of Lemma 125 which means here that X' and X are m -unisolvent and that Ω is a bounded region whose boundary satisfies the cone condition.

Then there exist positive $h_{\Omega,m}, c_{\Omega,m}, K'_{\Omega,m}$ and $k_G = \frac{d^{m/2}}{(2\pi)^{d/2}} (c_{\Omega,m})^m K'_{\Omega,m} \max_{|\beta|=m} |D^{2\beta}G(0)|$ such that

$$|f_d(x) - s_a(x)| \leq \sqrt{(f_d - s_e, f_d)_{w,0}} \left(K'_{\Omega,m} \sqrt{\rho N} + k_G (h_{X,\Omega})^m \right) + \sqrt{(s_e - s_a, s_e)_{w,0}} k_G (h_{X',\Omega})^m, \quad x \in \bar{\Omega},$$

when $h_{X,\Omega} = \sup_{x \in \Omega} \text{dist}(x, X) \leq h_G$ and $h_{X',\Omega} = \sup_{x \in \Omega} \text{dist}(x, X') \leq h_G$.

Further, $\sqrt{(s_e - s_a, s_e)_{w,0}} \leq \|s_e\|_{w,0} \leq \|f_d\|_{w,0}$ and $\sqrt{(f_d - s_e, f_d)_{w,0}} \leq \|f_d\|_{w,0}$.

Proof. From Theorem 391

$$|s_e(x) - s_a(x)| \leq \sqrt{(s_e - s_a, s_e)_{w,0}} k_G (h_{X',\Omega})^m, \quad x \in \bar{\Omega},$$

when $h_{X',\Omega} < h_{\Omega,m}$. From inequality 7.31

$$|f_d(x) - s_e(x)| < \sqrt{(f_d - s_e, f_d)_{w,0}} \left(K'_{\Omega,m} \sqrt{\rho N} + k_G (h_{X,\Omega})^m \right), \quad x \in \bar{\Omega},$$

when $h_{X,\Omega} \leq h_{\Omega,m}$. Hence when $x \in \bar{\Omega}$

$$\begin{aligned} |f_d(x) - s_a(x)| &\leq |f_d(x) - s_e(x)| + |s_e(x) - s_a(x)| \\ &\leq \sqrt{(f_d - s_e, f_d)_{w,0}} \left(K'_{\Omega,m} \sqrt{\rho N} + k_G (h_{X,\Omega})^m \right) + \\ &\quad + \sqrt{(s_e - s_a, s_e)_{w,0}} k_G (h_{X',\Omega})^m. \end{aligned}$$

The final inequalities follow from Theorem 391 and Corollary 312. ■

Remark 403 We can combine the two density measures $h_{X,\Omega}$ and $h_{X',\Omega}$ into one measure

$$h_a = ((h_{X,\Omega})^m + (h_{X',\Omega})^m)^{1/m}.$$

From Theorem 397 we have $\sqrt{(f_d - s_e, f_d)_{w,0}} \leq \|f_d\|_{w,0}$ and $\sqrt{(s_e - s_a, s_e)_{w,0}} \leq \|f_d\|_{w,0}$ so that

$$\begin{aligned} |f_d(x) - s_a(x)| &\leq \sqrt{(f_d - s_e, f_d)_{w,0}} \left(K'_{\Omega,m} \sqrt{\rho N} + k_G (h_{X,\Omega})^m \right) + \\ &\quad + \sqrt{(s_e - s_a, s_e)_{w,0}} k_G (h_{X',\Omega})^m \\ &\leq \|f_d\|_{w,0} \left(K'_{\Omega,m} \sqrt{\rho N} + k_G (h_{X,\Omega})^m + k_G (h_{X',\Omega})^m \right) \\ &\leq \|f_d\|_{w,0} \left(K'_{\Omega,m} \sqrt{\rho N} + k_G (h_a)^m \right), \end{aligned}$$

so that when $\rho = 0$ the order of convergence in h_a is $m = \lfloor \kappa \rfloor$.

An important application of the Approximate smoother is the case where X' is a regular rectangular grid. To apply the last theorem we must show that if the grid size decreases then X' eventually contains a m -unisolvent subset. The next theorem confirms this. The result of the next theorem is obvious in one-dimension but results for polynomials in higher dimensions can be complex and/or unexpected. However, here things are OK. We will need the following lemma:

Lemma 404 We have the following unisolvent results:

1. The set $\{\gamma \in \mathbb{Z}^d : 0 \leq \gamma < n\}$ is unisolvent w.r.t. P_n .
2. Translations of minimal unisolvent sets are minimal unisolvent sets.
3. Dilations of minimal unisolvent sets are minimal unisolvent sets.

Proof. Part 1. From the definition of unisolventy, Definition 119, we must show that for each $p \in P_n$, $p(\gamma) = 0$ for $0 \leq \gamma < n$ implies $p = 0$. The proof will be by induction on the order of the polynomial.

Clearly the lemma is true for $n = 1$ since P_1 is the constant polynomials.

Now assume that $n \geq 2$ and that if $p \in P_n$ and $p(\gamma) = 0$ for $0 \leq \gamma < n$ then $p = 0$. Set $p(x) = \sum_{|\beta| < n} c_\beta x^\beta$.

Then if $\gamma_k = 0$ and $\gamma_i = 1$ when $i \neq k$ then $0 = \sum_{|\beta| < n} c_\beta \gamma^\beta$ implies $c_\beta = 0$ when $\beta_k = 0$. Thus $p(\gamma) = 0$ for

$0 \leq \gamma < n$ implies $c_\beta = 0$ when $\beta_i = 0$ for some i . Consequently, $p = 0$ if $n \leq d$ else $p(x) = \sum_{\substack{|\beta| < n \\ \beta > 0}} c_\beta x^\beta$. If $n > d$

we can write $p(x) = x^1 q(x)$ where $q \in P_{n-1}$, so that $q(\gamma) = 0$ for $1 \leq \gamma < n$ must imply $q = 0$. Finally, if we define $r \in P_{n-1}$ by $r(x) = q(x + 1)$ then $r(\gamma) = 0$ for $0 \leq \gamma < n - 1$ must imply $r = 0$, and so the truth of our lemma for $n - 1$ implies the truth of the lemma for n , and the lemma is proved.

Parts 2 and 3. From the definition of a cardinal basis, Definition 121, there is a unique cardinal basis $\{l_i\}$ of P_n associated with a set $A = \{a_i\}$ iff A is minimally unisolvent of order n . Now by definition $l_i(a_j) = \delta_{i,j}$. Hence, if $\tau, \delta \in \mathbb{R}^d$ and δ has positive components, then the cardinal basis associated with the translation $A + \tau$ is $\{l_i(\cdot - \tau)\}$ and the cardinal basis associated with the dilation δA is $\{l_i(\cdot/\delta)\}$. ■

Theorem 405 Suppose $X' = \{x'_\alpha = a + h\alpha \mid \alpha \in \mathbb{Z}^d \text{ and } 0 \leq \alpha < N'\}$ is the regular, rectangular grid introduced in Definition 360.

Then X' is m -unisolvent if $N' \geq m$.

Proof. Since $(X' - a)/h = \{\alpha \mid \alpha \in \mathbb{Z}^d \text{ and } 0 \leq \alpha < \mathcal{N}'\}$ and $\mathcal{N}' \geq m$, part 1 of the lemma implies $(X' - a)/h$ is m -unisolvent and thus from the definition of unisolvency, Definition 119, $(X' - a)/h$ must contain a minimal unisolvent subset. Parts 2 and 3 of the lemma imply that X' contains a minimal unisolvent subset and so X' is unisolvent. ■

We can improve the last convergence result when the data functions have the form R_y .

Theorem 406 *Suppose:*

1. w is a weight function with property W02 for some $\kappa \geq 1$ and let G be the basis function generated by w . Set $m = \lfloor \kappa \rfloor$.
2. $\mathcal{S}_X R_y$ is the Exact smoother generated by the data $[X; \tilde{\mathcal{E}}_X R_y]$ for some data function R_y , and X is contained in the data region Ω .
3. $\mathcal{S}_{X, X'}^a R_y$ is the Approximate smoother generated by $[X; \tilde{\mathcal{E}}_X R_y]$ and the set X' is contained in the data region Ω .
4. We use the notation and assumptions of Lemma 125 which means here that X' and X are m -unisolvent and that Ω is a bounded region whose boundary satisfies the cone condition.

Then there exist positive $h_{\Omega, m}, c_{\Omega, m}, K'_{\Omega, m}$ and $k_G = \frac{d^{m/2}}{(2\pi)^{d/2}} (c_{\Omega, m})^m K'_{\Omega, m} \max_{|\beta|=m} |D^{2\beta} G(0)|$ such that

$$|R_y(x) - \mathcal{S}_{X, X'}^a R_y(x)| \leq \left(K'_{\Omega, m} \sqrt{\rho N} + k_G (h_{X, \Omega})^m + k_G (h_{X', \Omega})^m \right)^2,$$

for $x, y \in \bar{\Omega}$, when $h_{X, \Omega} = \sup_{x \in \Omega} \text{dist}(x, X) \leq h_G$ and $h_{X', \Omega} = \sup_{x \in \Omega} \text{dist}(x, X') \leq h_G$.

Proof. When $h_{X, \Omega} \leq h_{\Omega, m}$ and $h_{X', \Omega} \leq h_{\Omega, m}$ Theorem 393 implies

$$|\mathcal{S}_X R_y(x) - \mathcal{S}_{X, X'}^a R_y(x)| \leq k'_G (h_{X', \Omega})^m \left(K'_{\Omega, m} \sqrt{\rho N} + k_G (h_{X, \Omega})^m + k_G (h_{X', \Omega})^m \right),$$

for $x \in \bar{\Omega}$, and 8.53 implies that

$$|R_y(x) - \mathcal{S}_X R_y(x)| \leq \left(K'_{\Omega, m} \sqrt{\rho N} + k_G (h_{X, \Omega})^m \right)^2, \quad x, y \in \bar{\Omega}.$$

Hence when $x \in \bar{\Omega}$

$$\begin{aligned} |R_y(x) - \mathcal{S}_{X, X'}^a R_y(x)| &\leq |R_y(x) - \mathcal{S}_X R_y(x)| + |\mathcal{S}_X R_y(x) - \mathcal{S}_{X, X'}^a R_y(x)| \\ &\leq \left(K'_{\Omega, m} \sqrt{\rho N} + k_G (h_{X, \Omega})^m \right)^2 + \\ &\quad k'_G (h_{X', \Omega})^m \left(K'_{\Omega, m} \sqrt{\rho N} + k_G (h_{X, \Omega})^m + k_G (h_{X', \Omega})^m \right) \\ &< \left(K'_{\Omega, m} \sqrt{\rho N} + k_G (h_{X, \Omega})^m + k_G (h_{X', \Omega})^m \right)^2. \end{aligned}$$

■

Remark 407 *We have*

$$|R_y(x) - \mathcal{S}_{X, X'}^a R_y(x)| \leq \left(K'_{\Omega, m} \sqrt{\rho N} + k_G (h_a)^m \right)^2, \quad x, y \in \bar{\Omega},$$

where $h_a = ((h_{X, \Omega})^m + (h_{X', \Omega})^m)^{1/m}$ so that when $\rho = 0$ the order of convergence is $2m = 2 \lfloor \kappa \rfloor$. This compares with order $m = \lfloor \kappa \rfloor$ obtained in Remark 403 in the case of an arbitrary data function.

8.9.4 ??

??

8.10 Numerical experiments with scaled, extended B-splines

In this section the convergence of the Approximate smoother to its data function is studied numerically using scaled, extended B-splines, the first of which will be the hat function. We will use the same 1-dimensional data functions and B-spline basis functions 7.38 that were used for the numerical interpolation experiments described in Section 7.8. We will only consider the numerical experiments in one dimension to allow the data density parameter $h_{X,K} = \sup_{x \in K} \text{dist}(x, X)$ to be easily calculated.

It is easier to validate the non-unisolvent error estimates i.e. those derived without explicitly assuming unisolvent data sets. This is because in the non-unisolvent case the constants can be known precisely. In the case of unisolvent data the theory is complex and it is unclear what are suitable upper bounds for the constants $K'_{\Omega,m}$, $c_{\Omega,m}$, $h_{\Omega,m}$ in Theorem 402 - constants are "buried" in the analysis.

Because all the extended B-spline basis weight functions have a power of $\sin x$ in the denominator we will use the special classes of data functions developed in Section 2.8. The multivariate theory of local data spaces $X_w^0(\Omega)$ where Ω is a bounded region was developed in Sections 2.9 and 5.5.

The 1-dimensional data set is constructed using a uniform distribution on the data region $K = [-1.5, 1.5]$.

We now assume that X' is a regular grid so that

$$h_{X',K} = \frac{3}{2N'}, \quad (8.58)$$

where $N' \geq 2$ is the number of grid cells.

Each of 20 data files is exponentially sampled using a multiplier of approximately 1.3 and then we plot $\log_{10} h_{X,K}$ against $\log_{10} N$ where $N = |X|$. It then seems quite reasonable to use a least-squares linear fit and in this case we obtain

$$h_{X,K} \simeq 3.09N^{-0.81}. \quad (8.59)$$

For ease of calculation let

$$h_{X,K} = h_1 N^{-a}, \quad h_1 = 3.09, \quad a = 0.81. \quad (8.60)$$

Noting the error estimates of Theorem 397 we use 8.60 to write $h_{X,K}^s = h_1^s N^{-as}$ and define the Exact smoother error estimates

$$|f_d(x) - (\mathcal{S}_X f_d)(x)| \lesssim E_N(\rho), \quad x \in K, \quad (8.61)$$

and

$$|R_y(x) - (\mathcal{S}_X R_y)(x)| \lesssim \varepsilon_N(\rho), \quad x, y \in K, \quad (8.62)$$

by

$$E_N(\rho) = \min \left\{ \begin{array}{l} \max \left\{ \sqrt{(f_d - s_e, f_d)_{w,0}}, \sqrt{(s_e - s_a, s_e)_{w,0}} \right\} \left(\sqrt{\rho N} + k_G \frac{h_1^s}{N^{as}} + k_G \left(\frac{3}{2N'} \right)^s \right), \\ \max \left\{ \sqrt{(f_d - s_e, f_d)_{w,0}}, \sqrt{(s_e - s_a, s_e)_{w,0}} \right\} \sqrt{R_0(0)}, \\ \|f_d\|_{\infty, K} + \|f_d\|_{w,0} (k_G)^2 \left(\frac{3}{2N'} \right)^{2s} \frac{1}{\sqrt{\rho}} + \\ + \|f_d\|_{w,0} \sqrt{R_0(0)} \min \left\{ 1, \frac{R_0(0)}{\rho} \right\}. \end{array} \right. \quad (8.63)$$

and

$$\varepsilon_N(\rho) = \eta_e(\rho) + \min \left\{ \begin{array}{l} k_G \left(\frac{3}{2N'} \right)^s \left(\sqrt{\rho N} + k_G \frac{h_1^s}{N^{as}} + k_G \left(\frac{3}{2N'} \right)^s \right), \\ R_0(0) \min \left\{ 1, \frac{R_0(0)}{\rho} \right\}, \\ (k_G)^2 \left(\frac{3}{2N'} \right)^{2s} \sqrt{\frac{\eta_e(\rho)}{\rho}}. \end{array} \right. \quad (8.64)$$

where

$$\eta_e(\rho) = \min \left\{ \begin{array}{l} \left(\sqrt{\rho N} + k_G \frac{h_1^s}{N^{as}} \right)^2, \\ R_0(0), \\ \|R_y\|_{\infty, K} + R_0(0) \min \left\{ 1, \frac{R_0(0)}{\rho} \right\}. \end{array} \right. \quad (8.65)$$

8.10.1 Extended B-splines with $n = 1$

The case $n = 1, l = 1$

The 1-dimensional hat weight function w_s is given by $w_s(\xi) = \frac{\xi^2}{\sin^2 \xi}$ and was discussed in Subsections 1.2.1 and 1.2.8. This is a scaled, extended B-spline basis function corresponding to $n = l = 1$ and thus Theorem 19 and part 7 Remark 2 imply $\kappa < 1/2$.

Now suppose Π is the 1-dimensional unit-valued rectangular function with support $[-.5, .5]$. Then it was shown in Subsubsection 2.8.1 that:

Theorem 408 *If $u \in L^2(\mathbb{R}^1)$ then $u * \Pi$ is a data function i.e. $u * \Pi \in X_{w_s}^0$ where w_s is the hat weight function. Further, if we define $V \in L_{loc}^1 \cap C_{BP}^{(0)}$ by*

$$V(x) = \int_0^x u(t) dt, \tag{8.66}$$

then $DV = u$ a.e.,

$$u * \Pi = (2\pi)^{-\frac{1}{2}} \left(V\left(x + \frac{1}{2}\right) - V\left(x - \frac{1}{2}\right) \right),$$

and

$$\|u * \Pi\|_{w_s,0} = (2\pi)^{-\frac{d}{4}} \|u\|_2.$$

To obtain our data function $f_d = u * \Pi$ we will choose

$$u(x) = e^{-x^2},$$

for which

$$V = (2\pi)^{\frac{1}{2}} \operatorname{erf}, \quad \|u\|_2 = 2(2\pi)^{\frac{1}{4}}, \quad \|u * \Pi\|_{w_s,0} = 2, \tag{8.67}$$

and

$$f_d(x) = u * \Pi(x) = \operatorname{erf}\left(x + \frac{1}{2}\right) - \operatorname{erf}\left(x - \frac{1}{2}\right). \tag{8.68}$$

Since we are using the hat basis function, from Subsubsection 2.8.1

$$G(0) = 1, \quad C_G = 1, \quad s = 1/2, \quad h_G = \infty, \quad k_G = (2\pi)^{-1/4} \sqrt{2},$$

and from 8.67 and 8.68,

$$\|f_d\|_{w,0} = 2.$$

Finally, $Df_d(x) = (2\pi)^{\frac{1}{2}} e^{-(x+\frac{1}{2})^2} - (2\pi)^{\frac{1}{2}} e^{-(x-\frac{1}{2})^2} = 0$ iff $x = 0$ so the maximum value of the data function on the data region $K = [-1.5, 1.5]$ is

$$\max_K f_d = \operatorname{erf}\left(\frac{1}{2}\right) - \operatorname{erf}\left(-\frac{1}{2}\right) \simeq 1.041.$$

For the *double rate* convergence experiment we will use the Riesz data function $R_0 = (2\pi)^{-\frac{1}{2}} \Lambda$.

Numerical results

Absolute smoother error vs. Smoothing parameter We start by plotting the absolute error bounds given by 8.63, 8.64 and 8.65, together with the actual absolute smoother errors, against the smoothing parameter. To be precise the actual errors are averaged over a regular *error grid* covering the data region. The results for the data function f_d are shown in Figure 8.1 and the results for the Riesz data function R_0 are shown in Figure 8.2:

Smoother error on Data region As the number of data points increases the smoother error of f_d is observed to take the form of stable alternating positive/negative spikes as shown in Figure 8.3 which corresponds to 30K data points. The positive errors are modulated by a hat function and the zero error points have a period of 3/16; note there are 16 cells in the smoother grid.

It is seen in Figure 8.4 that as the number of points increases the smoother error of the Riesz data function R_0 is observed to stabilize to a wide negative central spike surrounded by smaller spikes of about 1/5th the amplitude.

FIGURE 8.1. Data function: $\operatorname{erf}\left(x + \frac{1}{2}\right) - \operatorname{erf}\left(x - \frac{1}{2}\right)$. Num smoother grid cells is 16.

It is clear that, except for smoothing parameters larger than 10, the theoretical error bounds given in 8.63 and 8.64 capture only a small part of the actual error. The convergence of the error bounds to the average spatial errors for large ρ is typical. The averaging process also disguises the instability indicated by Figure 8.5.

Absolute smoother error vs. Data density Following the numerical work of Chapter 7 which studied the Exact smoother we will also apply the ‘spike’ filter to the Approximate smoother errors. This filter calculates the value below which 80% of the errors lie. The filter is designed to remove ‘large’, isolated spikes which dominate the actual smoother errors. The smoother error was calculated on a grid with 200 cells applied to the domain of the data function. No filter is used for the first five interpolants because there is no instability for small numbers of data points. This filter will be used in all the cases below.

We now move on to examine the relationship between the smoother error and the data density. To do this we need to fix a value for the smoothing coefficient and here we choose $\rho = 10^{-6}$. We select this value because often the Exact smoother average error curve has a minimum near this value. Using the functions and parameters discussed at the end of the last subsection we obtain the four subplots displayed in Figure 8.5, each subplot being the superposition of 20 interpolants.

The two upper subplots relate to the data function 8.68 and the lower subplots relate to the data function R_0 . The right-hand subplots are filtered versions of the actual errors on the right. The (blue) points above the actual errors in Figure 8.5 are the estimated upper bounds for the error given by the theoretical estimates 8.55 and 8.56. The annotation at the bottom of the figure supplies the following additional information:

Input parameters

N = L = 1 - the hat function is a member of the family of scaled, extended splines with the indicated parameter values.

spl scale 1/2 - the actual scaling of the spline basis function is 1/2 divided by **spl scale**.

sm parm 1e-6 - the smoothing parameter is zero for interpolation.

samp 20 - the sample size which is the number of test data files generated. The data function is evaluated on the data interval $K = [-1.5, 1.5]$ at points selected using a uniform (statistical) distribution.

pts 2:50K - specifies the smallest number of data points to be 2 and the largest number of data points to be 30,000. The other values are given in exponential steps with a multiplier of approximately 1.2.

FIGURE 8.2. Riesz data function: $R_0 = \Lambda$ (Hat func). Num smoother grid cells is 16.

sm grid cell 16 - number of cells in the regular smoother grid superimposed on the data region K .

Output parameters/messages

No ill-condit - this indicates all Exact smoother matrices were always properly conditioned.

Note that all the plots of error vs. data density given below have the same format and annotations.

Clearly both theoretical error bounds substantially underestimates the convergence rate. The instabilities associated with small numbers of data points disappear as the number of data points increases. The smoother of R_0 is less stable than that of f_d .

The case $n = 1, l = 2$

Here we are interested in the 1-dimensional extended B-spline basis function with $n = 1$ and $l = 2$. The following result, which is Theorem 131 in one dimension, will allow us to generate data functions for which the X_w^0 norm can be calculated. This result is closely related to the calculations done above for the hat function.

Theorem 409 Data functions *Suppose w is the B-spline tensor product weight function with parameters n and l and univariate 7.36, and that $U \in L^2(\mathbb{R}^1)$ with $D^n U \in L^2(\mathbb{R}^1)$ in the sense of distributions. Then if we define the distribution*

$$f_d = \delta_2^l U, \quad l = 1, 2, 3, \dots,$$

where δ_2 is the central difference operator

$$\delta_2 U = U(\cdot + 1) - U(\cdot - 1), \quad (8.69)$$

it follows that $f_d \in X_w^0$ and

$$\|f_d\|_{w,0} = 2^l \|D^n U\|_2. \quad (8.70)$$

FIGURE 8.3. Data function: $\operatorname{erf}\left(x + \frac{1}{2}\right) - \operatorname{erf}\left(x - \frac{1}{2}\right)$. Number of smoother grid cells is 16.

Our tensor product basis function G has univariate 7.38 i.e.

$$\begin{aligned} G(t) &= (-1)^{l-n} \frac{(2\pi)^{l/2}}{2^{2(l-n)+1}} \left(D^{2(l-n)} \left((*\Lambda)^l \right) \right) \left(\frac{t}{2} \right) \\ &= -\frac{\pi}{4} (D^2 (\Lambda * \Lambda)) \left(\frac{t}{2} \right), \quad t \in \mathbb{R}^1. \end{aligned}$$

But

$$\begin{aligned} D^2 (\Lambda * \Lambda) &= \Lambda * D^2 \Lambda = \Lambda * (\delta(\cdot + 1) - 2\delta + \delta(\cdot - 1)) \\ &= \frac{1}{\sqrt{2\pi}} (\Lambda(\cdot + 1) - 2\Lambda + \Lambda(\cdot - 1)), \end{aligned}$$

so that

$$G(t) = -\frac{\sqrt{2\pi}}{8} (\Lambda(\frac{t}{2} + 1) - 2\Lambda(\frac{t}{2}) + \Lambda(\frac{t}{2} - 1)),$$

and hence

$$DG(t) = -\frac{\sqrt{2\pi}}{16} (\Lambda'(\frac{t}{2} + 1) - 2\Lambda'(\frac{t}{2}) + \Lambda'(\frac{t}{2} - 1)),$$

i.e. $\|DG\|_\infty = \frac{3}{16}\sqrt{2\pi}$. Since the (distributional) derivative is bounded the distributional Taylor series expansion of Lemma 85 can be used to write

$$G(0) - G(t) \leq \|DG\|_\infty |t|, \quad x \in \mathbb{R}^1,$$

which means that

$$G(0) = \frac{\sqrt{2\pi}}{4}, \quad C_G = \|DG_{1,2}\|_\infty = \frac{3}{16}\sqrt{2\pi}, \quad s = \frac{1}{2}, \quad h_G = \infty.$$

FIGURE 8.4. Riesz data function: $R_0 = \Lambda$ (hat func). Number of smoother grid cells is 16.

With reference to the last theorem we will choose the bell-shaped data function

$$f_d = \delta_2^2 U \in X_w^0, \tag{8.71}$$

where

$$U(x) = \frac{e^{-k_{1,2}x^2}}{\delta_2^2 (e^{-k_{1,2}x^2})(0)} = \frac{e^{-k_{1,2}x^2}}{2(1 - e^{-4k_{1,2}})}, \quad k_{1,2} = 0.3,$$

so that $\|f_d\|_{\infty,K} = f_d(0) = 1$ and

$$\|f_d\|_{w,0} = 4 \|DU\|_2 = \sqrt[4]{2\pi} \frac{\sqrt[4]{4k_{1,2}}}{1 - e^{-4k_{1,2}}}.$$

The error estimates are given by 8.55 and 8.56 where $k_G = (2\pi)^{-\frac{1}{4}} \sqrt{2C_G}$ and

$$\|R_0\|_{\infty,K} = R_0(0) = (2\pi)^{-\frac{1}{2}} G(0) = 1/4.$$

For the theory developed in the previous sections it was convenient to use the unscaled B-spline weight function definition 7.36 but for computations it may be easier to use the unscaled version of the extended B-spline basis function given in the next theorem.

Theorem 410 *Suppose $G_s = (-1)^{l-n} D^{2(l-n)} \left((*\Lambda)^l \right)$ where Λ is the 1-dimensional hat function and n, l are integers such that $1 \leq n \leq l$.*

Then for given $\lambda > 0$, $G_s(\lambda x)$ is called a scaled extended B-spline basis function. The corresponding weight function is $w_\lambda(t) = 2\lambda a w\left(\frac{t}{2\lambda}\right)$ where w is the extended B-spline weight function with parameters n, l and $a = \frac{(2\pi)^{l/2}}{2^{2(l-n)+1}}$. Indeed, for w_λ we can choose $\kappa = n - 1$. Further

$$G_s(0) - G_s(\lambda x) \leq \lambda \|DG_s\|_{\infty} |x|, \quad x \in \mathbb{R}^1. \tag{8.72}$$

Finally, if $f_d \in X_w^0$ and $g_d(x) = f_d(2\lambda x)$, it follows that $g_d \in X_{w_\lambda}^0$ and $\|g_d\|_{w_\lambda,0} = \sqrt{a} \|f_d\|_{w,0}$.

FIGURE 8.5. Error of Approximate smoother vs data density.

Numerical results

Smoother error on Data region As the number of data points increases the error function of the smoother of f_d stabilizes: it has alternating positive and negative spikes with an overall mean of zero. The zeros of the error function have a period of $3/16$: note there are 16 cells in the smoother grid.

As the number of data points increases the error of the smoother of the Riesz data function R_0 is observed to stabilize: it has a wide negative central spike at $x = 0$ surrounded by much smaller values.

Absolute smoother error vs. Data density As with the previous case we select $\rho = 10^{-6}$ and, using the ‘spike filter’ of the previous case, we obtain the four subplots displayed in Figure 8.6, each subplot being the superposition of 20 smoothers. The two upper subplots relate to the data function 8.71 and the lower subplots relate to the Riesz data function R_0 .

The (blue) points above the actual errors in Figure 8.6 are the estimated upper bounds for the error given by the estimates 8.55 and 8.56. Clearly both theoretical bounds substantially underestimates the convergence rate. The instabilities associated with small numbers of data points eventually disappear as the number of data points increases. The smoother of R_0 is less stable than that of f_d .

8.10.2 Extended B-splines with $n = 2$

Since $n \geq 2$ we can use the error estimates of Theorem 401. We will use the same scaled (dilated) B-spline and data function that we used for interpolation in 2.8.2 and for Exact smoothing in Subsection 7.8.2.

The case $n = 2, l = 2$

The basis function is

$$G_{2,2}(x) = \frac{(\Lambda * \Lambda)(2x)}{(\Lambda * \Lambda)(0)} = \frac{3\sqrt{2\pi}}{2} (\Lambda * \Lambda)(2x),$$

with scaling factor $\lambda = 4$ and is such that $\text{supp } G_{2,2} = [-1, 1]$ and $G_{2,2}(0) = 1$. To calculate $G_{2,2}$ we use the convenient formula

$$G_{2,2}(x) = (1+x)^2 \Lambda(2x+1) + (1-2x^2) \Lambda(2x) + (1-x)^2 \Lambda(2x-1),$$

and choose the bell-shaped data function

$$f_d = \delta_2^2 U \in X_w^0, \tag{8.73}$$

where

$$U(x) = \frac{e^{-k_{1,2}x^2}}{\delta_2^2 (e^{-k_{1,2}x^2})(0)} = \frac{e^{-k_{1,2}x^2}}{2(1 - e^{-4k_{1,2}})}, \quad k_{1,2} = 0.3, \tag{8.74}$$

so that

$$k_G = \frac{\sqrt{12}}{(2\pi)^{1/4}}, \quad \|f_d\|_{w,0} = \sqrt[4]{72\pi} \frac{(k_{1,2})^{3/4}}{1 - e^{-4k_{1,2}}}, \quad k_{1,2} = 0.3, \quad s = 1, \quad h_G = \infty. \tag{8.75}$$

For the double rate convergence experiments the data function is $R_0 = (2\pi)^{-\frac{1}{2}} G_{2,2}$ where $R_0(0) = (2\pi)^{-\frac{1}{2}}$.

The next step is to calculate $\|f_d\|_{\infty,K}$ and $\|R_0\|_{\infty,K}$ where $K = [-1.5, 1.5]$. Clearly $\|R_0\|_{\infty,K} = R_0(0)$ and from 8.73 and 8.74, $\|f_d\|_{\infty,K} = f_d(0) = 1$. Thus

$$\|R_0\|_{\infty,K} = R_0(0) = (2\pi)^{-\frac{1}{2}}, \quad \|f_d\|_{\infty,K} = 1. \tag{8.76}$$

Numerical results

Smoothing error on Data region As the number of data points increases the smoother error of f_d is observed to consist of stable alternating positive and negative spikes with mean zero. The zeros of the error function have a period of $3/16$; note there are 16 cells in the smoother grid.

As the number of data points increases the smoother error of the Riesz data function R_0 is observed to stabilize: it has a wide negative central spike at $x = 0$ surrounded by much smaller values.

Absolute smoother error vs. Data density As in the previous cases we select $\rho = 10^{-6}$ and use the spike filter. The output consists of the four subplots displayed in Figure 8.7, each subplot being the superposition of 20 smoothers. The bottom subplots correspond to the Riesz data function.

The (blue) points above the actual errors in Figure 8.7 are the theoretical upper bounds for the smoother error given by the estimates 8.55 and 8.56.

Clearly for the data function f_d the theoretical error bound substantially underestimates the convergence rate. Regarding the data function R_0 , the theoretical upper error bound for the data function R_0 is a rather better fit to the unfiltered errors. The instabilities associated with small numbers of data points eventually disappear as the number of data points increases.

It is interesting to note that the case of 8 smoother grid cells shown in Figure 8.8 is more stable and converges to a much smaller error value than the case of 16 smooth grid cells in Figure 8.7.

8.11 A numerical implementation of the Approximate smoother

8.11.1 The SmoothOperator software (freeware)

In this section we discuss a numerical implementation for the construction and solution of the zero order Approximate smoother matrix equation 8.24 i.e.

$$(N\rho R_{X',X'} + R_{X',X'}^T R_{X,X'}) \alpha' = R_{X',X'}^T y.$$

I called this software *SmoothOperator*. In Subsection 8.5.2 it was shown that the construction and solution of this matrix equation is a scalable process and thus worthy of numerical implementation. This software also implements the positive order version of this equation which is derived in Chapter 6 of Williams [62] but the tutorials concentrate on the zero order basis functions.

The algorithm has been implemented in **Matlab 6.0** with a GUI interface but has only been tested on Windows. *SmoothOperator* can be obtained by emailing the author. However there is a **short user document** (4 pages) and the potential user can read this document first to decide whether they want the software. The top-level directory of the software contains the file *read.me.txt* which can also be downloaded separately. A **full user manual** (82 pages) comes with the software. The main features of the full user manual are:

1 Tutorials and data experiments To learn about the system and the behavior of the algorithm, I have prepared three tutorials and five data experiments.

2 Context-sensitive help Each dialog box incorporates context-sensitive help which is invoked using the right mouse button. An F1 key facility can be implemented. The actual help text is contained in the text file `\Help\ContextHelpText.m` and this can be easily edited.

3 Matlab diary facility When the system is started the Matlab diary facility is invoked. This means that most user information generated by *SmoothOperator* and written to the Matlab command line is also written to the text diary file. Each dialog box has a drop-down diary menu which allows the user to view the diary file using Notepad. There is also a facility for you to choose another editor/browser. The file can also be emptied, if, for example, it gets too big. It can also be disabled.

4 Tools for viewing data files Before generating a smoother you can view the contents of the data file.

For ASCII delimited text data files, use the (slow) **View records** facility to display records and the file header, and then with this information you can use the high speed **Study records** facility to check the records and then obtain detailed information about single fields e.g. a histogram, and multiple fields e.g. correlation coefficients and scatter plots.

For binary **test data files** only the **View records** facility is needed. The parameters which generated the file can also be viewed using the **Make or View data** option.

5 The output data The output from the experiments and tutorials mentioned in point 1 above consists of well-documented Matlab one and two-dimensional plots, command line output and diary output. There is currently no file output, but this can be implemented on request.

6 Reading delimited text files A MEX C file allows ASCII delimited text files to be read very quickly. You can specify:

6.1 that the file be read in chunks of records, and not in one go.

6.2 The ids of the fields to be read. This means that the file can contain non-numeric fields.

6.3 Fields can be checked to ensure they are numeric.

The tutorials which create smoothers allow the data, smoothed data, and related functions to be viewed using scatter plots and plots along lines and planes.

7 Please note that there is no explicit suite of functions - application programmer interface or API - supplied by *SmoothOperator* for immediate use by the user. After reflecting on how I would create such an API, I decided that I lacked the experience to produce it, and that, anyhow, there were too many possibilities to anticipate. I would expect that possible users of this software, designed to be applied to perhaps millions of records, would need to familiarize themselves thoroughly with how this system works. I urge them to contact me and discuss their application.

8.11.2 Algorithms

The following three algorithms are used in the *SmoothOperator* software package to calculate the Approximate smoother.

Algorithm 1 uses data generated internally according to specifications supplied by the user using the interface. The smoothing parameter can be either specified or calculated using an error grid. This algorithm is **scalable**.

Algorithm 2 uses a 'small' subset of actual data to get an idea of a suitable smoothing parameter to use for the full data set. This algorithm is **not scalable**.

Algorithm 3 uses all the actual data. The smoothing parameter can be either specified or calculated using an *error grid*. This algorithm is **scalable**.

We will now explain these algorithms in more detail.

Algorithm 1: using experimental data

1. Generate the experimental data $[X, y]$. The independent data X is generated by uniformly distributed random numbers on X . The dependent data y is generated by uniformly perturbing an analytic data function g_{dat} .
2. Choose a smoothing grid X' whose boundary contains X . Choose an error grid X'_{err} which will be used to estimate the optimal smoothing parameter ρ .
3. Read the data $[X, y]$ and construct the matrix equation. If the matrix $G_{X, X'}$ is dense, the matrix $G_{X, X'}^T G_{X, X'}$ is constructed using a Matlab MEX file (a compiled C file). If $G_{X, X'}$ is sparse the usual matrix multiplication is used.
4. Given a value for the smoothing parameter ρ we can solve the matrix equation and evaluate the smoother.

We want to estimate the value of ρ which minimizes the ‘sum of squares’ error between the smoother and the data function

$$\delta_1(\rho) = \sum_{x'' \in X'_{err}} (\sigma_\rho(x'') - g_{dat}(x''))^2, \quad \rho > 0.$$

Empirical work indicates a standard shape for $\delta_1(\rho)$, namely decreasing from right to left, reaching a minimum and then increasing at a decreasing rate. To find the minimum we basically use the standard iterative algorithm of dividing and multiplying by a factor e.g. 10 and choosing the smallest value. The process is stopped when the percentage change of one or both of $\delta_1(\rho)$ and ρ are less than prescribed values.

Algorithm 2: using a ‘test’ subset of actual data

1. Perhaps based on results using Algorithm 1, choose an initial value for smoothing parameter ρ and choose a smoothing grid X' .
2. Step 2 of Algorithm 1. Denote the data by $[X, y]$ where $X = (x^{(i)})$ and $y = (y_i)$.
3. This is the same as step 4 of Algorithm 2 except we now minimize

$$\delta_2(\rho) = \sum_{i=1}^N (\sigma_\rho(x^{(i)}) - y_i)^2, \quad \rho > 0,$$

because we do not have a data function.

Algorithm 3: using all the actual data

1. Choose a value for smoothing parameter ρ , based on experiments using Algorithm 2. Choose a smoothing grid X' .
2. Read all the data $[X, y]$ and construct the matrix equation. If the matrix $G_{X, X'}$ is dense, the matrix $G_{X, X'}^T G_{X, X'}$ is constructed using a Matlab MEX file (a compiled C file). If $G_{X, X'}$ is sparse the usual multiplication is used.
3. Solve the matrix equation to obtain the basis function coefficients and evaluate the smoother at the desired points.

8.11.3 Features of the smoothing algorithm and its implementation

1 The Short user manual and the User manual contains a lot of detail regarding the *SmoothOperator* system and algorithms. So we will content ourselves here with just some key points.

2 Although the algorithm is scalable there can still be a problem with rapidly increasing memory usage as the grid size decreases and the dimension increases. The classical radial basis functions, such as the thin plate spline

functions, have support everywhere. Hence the smoothing matrix is completely full. To significantly reduce this problem we do the following :

a) We use basis functions with bounded support.

b) We shrink the basis function support to the magnitude of the grid cells. This makes $G_{X,X'}^T G_{X,X'}$ a **very sparse** banded diagonal matrix, and $G_{X',X'}$ has a small number of non-zero diagonals. We say this basis function has *small support*.

3 Instead of using the memory devouring Matlab `repmat` function to calculate $G_{X,X'}$ and $G_{X',X'}$, we directly calculate the arguments of the Matlab function `sparse`. This function takes three arrays, namely the row ids, the column ids and the corresponding matrix elements, as well as the matrix dimensions, and converts them to the Matlab sparse internal representation. I must mention that although this is quick and space efficient, the algorithm is much more complicated than using `repmat`.

Matlab's sparse multiplication facility is then used to quickly and efficiently calculate $G_{X,X'}^T G_{X,X'}$.

4 This software has implemented the above techniques for the smoothing matrix, and a selection of basis functions is supplied.

5 The tutorials and exercises are based around the zero order **tensor product hat (triangle) function**, denoted by Λ . The hat function, also known as the triangle function, is used because of its simplicity and its analytic properties. The higher dimensional hat functions are defined as the tensor product of the one dimensional hat function : $\Lambda(x_1) = 1 - |x_1|$, when $|x_1| \leq 1$, and zero otherwise. This function has zero order so that the smoothing matrix simplifies to

$$\Psi_G = \rho N G_{X',X'} + G_{X,X'}^T G_{X,X'}, \quad G_{X',X'} = I, \quad (8.77)$$

with matrix equation

$$\Psi_G \alpha = G_{X',X'} y.$$

Smoothers constructed from the hat function are continuous but not smooth. I have also included the **B-spline of order 3**, namely $\Lambda * \Lambda$, which is a basis function of order zero or one. This can be used when a smoother is required to be smooth i.e. continuously differentiable.

6 Note that this software was written before I embarked on the error analysis contained in this document so *SmoothOperator* concentrates on the Approximate smoother and the user cannot study the error of the Exact smoother or the Approximate smoother or compare the Approximate smoother with the Exact smoother.

8.11.4 An application - predictive modelling of forest cover type

In this section we demonstrate how the method developed in the previous sections can be used in data mining for predictive modelling. This application smooths **binary-valued** data - I was unable to obtain a large 'continuous-valued' data set for distribution on the web. The source of our data is the web site file:

<http://kdd.ics.uci.edu/databases/covertyp/covertype.html>,

in the UCI KDD Archive, Information and Computer Science, University of California, Irvine.

The data gives the forest cover type in 30×30 meter cells as a function of the following cartographic parameters: Forest cover type is the dependent variable y and it takes on one of seven values:

The data file

In this study we will use the data to train a model predicting on the **presence or absence of the Ponderosa pine forest cover** (id = 3), but the results will be similar for the other forest types. To this end we have created from the full web site file a file called `\UserData\forest_1_to_10_pondpin.dat` which contains the ten independent variables of Table 8.3 and then a binary dependent variable derived from the variable **Ponderosa pine** of Table 8.4. This variable is 1 if the cover is Ponderosa pine and zero otherwise.

Methodology

We recommend you first use the user interface of the *SmoothOperator* software to construct artificial data sets to understand the behavior of the smoother and run the experiments to get a feel for the influence of the parameters.

Id	Independent variable	Description
1	ELEVATION	Altitude above sea level
2	ASPECT	Azimuth
3	SLOPE	Inclination
4	HORIZ_HYDRO	Horizontal distance to water
5	VERT_HYDRO	Vertical distance to water
6	HORIZ_ROAD	Horizontal distance to roadways
7	HILL_SHADE_9	Hill shade at 9am
8	HILL_SHADE_12	Hill shade at noon
9	HILL_SHADE_15	Hill shade at 3pm
10	HORIZ_FIRE	Horizontal distance to fire points

TABLE 8.3.

Forest cover type	Id
Spruce fir	1
Lodge-pole pine	2
Ponderosa pine	3
Cottonwood/Willow	4
Aspen	5
Douglas fir	6
Krummholtz	7

TABLE 8.4.

1 We chose a small subset of the forest-cover data and selected various smoothing parameters and smoothing grid sizes to study the performance of the smoother using plots and the value of the error.

Note that *two subsets of data* could be used here, often called the *training set* and the *test set*. The training set would be used to calculate the smoother for the initial value of the smoothing coefficient, and then the test set could be used to determine the smoothing coefficient which minimizes the least squares error.

2 Having chosen our parameters we run the smoother program on the full data set.

FIGURE 8.6. Error of Approximate smoother vs data density.

FIGURE 8.7. Error of Approx smoother vs data density: 16 smth grid cells.




FIGURE 8.8. Error of Approx smoother vs data density: 8 smth grid cells.

9

The spaces $X_{1/w}^0$, $\tilde{X}_{1/w}^0$ and the bounded linear functionals on X_w^0

9.1 Introduction

??? **UPDATE INTRO!** ??

The goal of this chapter is to use a bilinear form to characterize the bounded linear functionals $(X_w^0)'$ on the data set X_w^0 for the weight functions used as examples in this document and to explore the properties of all related operators. Now section by section:

Section 9.2 If w is a weight function w.r.t. the set \mathcal{A} this characterization is first done in Section 9.2 by applying certain conditions to w and defining the semi-Hilbert space

$$X_{1/w}^0 = \left\{ v \in S' : v_F \in L_{loc}^1(\mathbb{R}^d \setminus \mathcal{A}) \text{ and } \int \frac{|v_F|^2}{w} < \infty \right\},$$

where v_F is the restriction of \hat{v} to $\mathbb{R}^d \setminus \mathcal{A}$ and then constructing an isometric isomorphism from L^2 to $X_{1/w}^0$, as indicated by:

$$X_{1/w}^0 \begin{array}{c} \xleftarrow{\mathcal{L}} \\ \xrightarrow{\mathcal{M}} \end{array} L^2 \begin{array}{c} \xleftarrow{\mathcal{I}} \\ \xrightarrow{\mathcal{J}} \end{array} X_w^0 \quad (9.1)$$

Isometric isomorphisms between $X_{1/w}^0$, L^2 , X_w^0 .

Also, $\mathcal{V} = \mathcal{J}\mathcal{M}$ and $\mathcal{W} = \mathcal{L}\mathcal{I}$.

This case will include all the weight functions introduced in Section 1.2 except the Gaussian and the thin-plate splines.

Now the mapping \mathcal{M} is easy to construct and the work lies in the mapping \mathcal{L} . We first define \mathcal{L} under the conditions 9.14, namely

$$w|\cdot|^{2m} \in L_{loc}^1(\mathbb{R}^d), \quad \int_{|\cdot| \geq r} \frac{w}{|\cdot|^{2\tau}} < \infty, \quad (9.2)$$

which (Theorem 430) includes the *Sobolev splines* and the univariate *central difference* weight functions. We then introduce the subspace

$$S_{w,0} = \left\{ \phi \in S : \int w|\phi|^2 < \infty \right\},$$

and we say that $w \in W_{S,0}$ if

$$\left(\int w|\phi|^2 \right)^{1/2} \leq |\phi|_\sigma, \quad \phi \in S_{w,0}, \quad (9.3)$$

where $|\cdot|_\sigma$ is a positive, linear combination of the seminorms which define the topology of S . We define \mathcal{L} for $w \in W_{S;0}$, which includes the *extended B-splines* and the *central difference weight* functions.

In Corollary 439 we show that if $w \in W01 \cap W_{S;0}$ then in general $X_{1/w}^0$ is a semi-Hilbert space.

The bounded linear functionals $(X_w^0)'$ will be characterized by the isometric, isomorphism $\Phi : X_{1/w}^0 \rightarrow (X_w^0)'$ defined by

$$(\Phi v)(u) = (u, \mathcal{V}v)_{w,0}, \quad u \in X_w^0, \quad v \in X_{1/w}^0,$$

where $\mathcal{V} = \mathcal{J}\mathcal{M}$. In an analogous fashion to the negative order Sobolev spaces, this can be written in terms of a bilinear form as

$$(\Phi v)(u) = \int \widehat{u\overline{v}_F}, \quad u \in X_w^0, \quad v \in X_{1/w}^0.$$

Later on, in Section 9.5, the space $X_{1/w}^0$ will be generalized to include the Gaussian and the thin-plate splines.

Section 9.3 Under the assumption that $w \in W_{S;0}$, a larger space $\tilde{X}_{1/w}^0$ is defined which allows similar, but simpler, maps to be defined to and from L^2 . We then set about defining the isometric maps analogous to those defined for $X_{1/w}^0$. Some of these maps are indicated by:

$$X_{1/w}^0 \quad \begin{array}{c} \xleftarrow{E} \\ \xrightarrow{R} \end{array} \quad \tilde{X}_{1/w}^0 \quad \begin{array}{c} \xleftarrow{\tilde{\mathcal{L}}} \\ \xrightarrow{\tilde{\mathcal{M}}_1} \end{array} \quad L^2 \quad \begin{array}{c} \xleftarrow{\mathcal{I}} \\ \xrightarrow{\mathcal{J}} \end{array} \quad X_w^0 \tag{9.4}$$

The space X_w^0 will be defined as

$$\tilde{X}_{1/w}^0 = \left\{ u \in (\hat{S}_{w,0})' : u_F \in L^1_{loc}(\mathbb{R}^d \setminus \mathcal{A}) \text{ and } \int \frac{|u_F|^2}{w} < \infty \right\}, \tag{9.5}$$

where u_F is \hat{u} restricted to $\mathbb{R}^d \setminus \mathcal{A}$. $(\hat{S}_{w,0})'$ denotes the continuous linear functionals on the space $\hat{S}_{w,0}$ which consists of the Fourier transforms of functions in $S_{w,0}$, and $\hat{u} \in S'_{w,0}$.

The relationship between the spaces $\tilde{X}_{1/w}^0$ and X_w^0 is studied and we construct an isometric, isomorphism between $\tilde{X}_{1/w}^0$ and X_w^0 using the restriction mapping R and extension mapping E . Next we use Fourier transforms to map $\tilde{X}_{1/w}^0$ and X_w^0 onto Fourier-independent spaces so that the equivalents of the mappings $\tilde{\mathcal{L}}, \tilde{\mathcal{M}}_1, \mathcal{I}$ and \mathcal{J} become Fourier-independent (see Figure 9.105).

Finally, it is shown that the Gaussian and the shifted thin-plate spline weight functions do not lie in $W_{S;0}$.

Section 9.4 We define $X_{1/w}^0$ when w satisfies 9.2 and we define $\tilde{X}_{1/w}^0$ for $w \in S^\dagger_{w,0}$. In Condition 536 we show how to generalize our definition of $\tilde{X}_{1/w}^0$ in order to include the case when w satisfies 9.2 whilst retaining the form of the integral in 9.3 used to define $S^\dagger_{w,0}$. In fact, we will postulate the existence of a subspace $T \subset S_{w,0}$ such that 9.3 holds for $\phi \in T$, and we also will assume that $C_0^\infty(\mathbb{R}^d \setminus \mathcal{A}) \subset T$.

Given these considerations our approach will be to replace the space $S_{w,0}$ by the space T in the results and definitions of Section 9.3 and show that they all still hold.

Finally, we will show that the Gaussian and the shifted thin-plate spline weight functions do not satisfy Condition 536.

Section 9.5 We now consider the problem of characterizing the bounded linear functionals on X_w^0 for the weight functions which do not have property 9.14, do not belong to $W_{S;0}$ and do not satisfy Condition 536; which means the results of Sections 9.2, 9.3 and 9.4 are not available.

To handle these weight functions we will adapt definition 9.5 of $\tilde{X}_{1/w}^0$. However, **in this section $S_{w,0}$ will be considered not as a subspace of S but as a topological vector space in itself** and will be endowed with the topology using the S seminorms **and the norm** $\int w|\phi|^2$. We will still call the data space $\tilde{X}_{1/w}^0$. We will prove analogues of the results of Section 9.3.

The space $\hat{S}_{w,0}$ will be endowed with the topology that makes the inverse-Fourier transform to $S_{w,0}$ a homeomorphism. Following the approach used in Section 9.3 the mappings $\tilde{\mathcal{L}}_4 : L^2 \rightarrow (\hat{S}_{w,0})'$ and $\tilde{\mathcal{M}}_4 : \tilde{X}_{1/w}^0 \rightarrow L^2$ will be introduced, followed by the operators $\tilde{\mathcal{V}}_3 : \tilde{X}_{1/w}^0 \rightarrow X_w^0, \tilde{\mathcal{B}}_3 : X_w^0 \otimes \tilde{X}_{1/w}^0 \rightarrow C_B^{(0)}$ and $\tilde{\Phi}_3 : \tilde{X}_{1/w}^0 \rightarrow (X_w^0)'$, the last operator being used to characterize the bounded linear functionals on X_w^0 as members of $\tilde{X}_{1/w}^0$ w.r.t. to the bilinear form $\int \widehat{u\overline{v}_F}$ where $u \in X_w^0$ and $v \in \tilde{X}_{1/w}^0$.

Although we do not do so here, analogues of the extension and restriction mappings between $\tilde{X}_{1/w}^0$ and $X_{1/w}^0$ of Subsection 9.3.4 can be easily proved as can analogues of the Fourier-independent spaces $\tilde{Y}_{1/w}^0$ and Y_w^0 of Subsection 9.3.5.

9.2 The spaces $X_{1/w}^0$ and $\overline{X}_{1/w}^0$

Definition 411 *The semi-inner product space $X_{1/w}^0$*

Suppose that the weight function w has property W01 for the set \mathcal{A} , where \mathcal{A} is a closed set of measure zero. Then we define the semi-inner product space:

$$X_{1/w}^0 = \left\{ u \in S' : u_F \in L_{loc}^1(\mathbb{R}^d \setminus \mathcal{A}) \text{ and } \int \frac{|u_F|^2}{w} < \infty \right\}, \tag{9.6}$$

where u_F is the restriction of \hat{u} , regarded as a member of \mathcal{D}' , to $\mathbb{R}^d \setminus \mathcal{A}$. We endow $X_{1/w}^0$ with seminorm and semi-inner product

$$|u|_{1/w,0} = \int \frac{|u_F|^2}{w}, \quad \langle u, v \rangle_{1/w,0} = \left(\int \frac{u_F \overline{v_F}}{w} \right)^{1/2}.$$

The notation u_F is used extensively for the positive order case in Williams [62].

In Lemma 413 below we show that $X_{1/w}^0$ is not empty, that the seminorm has null space $(S'_{\mathcal{A}})^\vee$ where

$$S'_{\mathcal{A}} = \{ u \in S' : \text{supp } u \subseteq \mathcal{A} \text{ as a distribution} \}, \tag{9.7}$$

and that we can choose \mathcal{A} to be empty iff $X_{1/w}^0$ is an inner product space. Note that in 9.7 we regard u as a distribution because tempered distributions are not localizable on S .

Remark 412 1. 1. Why not choose the space

$$X_{1/w}^0 = \left\{ u \in S' : \hat{u} \in L_{loc}^1 \text{ and } \int \frac{|\hat{u}|^2}{w} < \infty \right\}?$$

See Definition 416 below.

??? I looked into this but concluded that I needed 9.6 but at the moment I can't remember where.

2. Perhaps we could restrict \mathcal{A} to having the form $\bigcup_{j=0}^{d-1} \bigcup_{i=1}^{n_j} \mathcal{A}_{i,j}$ where $n_j \leq \infty$ and $\mathcal{A}_{i,j}$ is locally homeomorphic to the ball $B_1(\mathbb{R}^j)$ when $j \geq 1$ and a single point when $j = 0$.

Lemma 413 Suppose the weight function w has property W01 for the set \mathcal{A} . Then:

1. $X_{1/w}^0$ is not empty.
2. The seminorm $|\cdot|_{1/w,0}$ has null space $(S'_{\mathcal{A}})^\vee$, defined by 9.7. Further, noting part 1 of Remark 2, we see that $X_{1/w}^0$ is an inner product space iff we can choose \mathcal{A} to be the (minimal) empty set.

Suppose w also has property W02 for parameter κ . Then:

3. If $|v(\xi)| \leq c(1 + |\xi|)^\kappa$ then $\check{v} \in X_{1/w}^0$. If $w \in W02$ then $D^\alpha \delta \in X_{1/w}^0$ when $|\alpha| \leq \kappa$.

4. $S \subset X_{1/w}^0$.

5. If $u \in X_{1/w}^0$ then $\frac{(D^\alpha u)_F}{w} \in L^1$ when $|\alpha| \leq \kappa$.

Also, $\int \frac{(D^\alpha u)_F}{w} \in (X_{1/w}^0)'$ with $\left\| \int \frac{(D^\alpha u)_F}{w} \right\|_{op} \leq \left(\int \frac{\xi^{2\alpha}}{w} \right)^{1/2}$.

6. However, suppose instead that w has property W03 for parameter κ . Then parts 3 to 5 hold when $\alpha \leq \kappa$.

Proof. Part 1 Choose $\phi \in C_0^{(0)}$ such that $\text{supp } \phi \subset \mathbb{R}^d \setminus \mathcal{A}$. Then $\sqrt{w}\phi \in C_0^{(0)}$ with $\text{supp } \sqrt{w}\phi \subset \mathbb{R}^d \setminus \mathcal{A}$. Set $u = (\sqrt{w}\phi)^\vee$ so that $u \in C_{BP}^\infty \subset S'$. Then $u_F = \sqrt{w}\phi \in L_{loc}^1(\mathbb{R}^d \setminus \mathcal{A})$ and $\int \frac{|u_F|^2}{w} = \int |\phi|^2 < \infty$.

Part 2

$$\begin{aligned} \text{null } |\cdot|_{1/w,0} &= \left\{ u \in X_{1/w}^0 : |u|_{1/w,0} = 0 \right\} \\ &= \left\{ u \in S' : \hat{u} = 0 \text{ on } \mathbb{R}^d \setminus \mathcal{A} \text{ as a distribution} \right\} \\ &= \left\{ \hat{u} : u \in S', \hat{u} = 0 \text{ on } \mathbb{R}^d \setminus \mathcal{A} \right\}^\vee \\ &= \left\{ v \in S' : v = 0 \text{ on } \mathbb{R}^d \setminus \mathcal{A} \text{ as a distribution} \right\}^\vee \\ &= \left\{ v \in S' : \text{supp } v \subset \mathcal{A} \right\}^\vee \\ &= (S'_\mathcal{A})^\vee. \end{aligned} \tag{9.8}$$

Now if \mathcal{A} is empty then 9.8 implies that $\text{null } |\cdot|_{1/w,0} = \{0\}$. On the other hand if $\text{null } |\cdot|_{1/w,0} = \{0\}$ then from 9.8 it follows that $u \in S'$ and $u = 0$ on $\mathbb{R}^d \setminus \mathcal{A}$ implies $u = 0$ on \mathbb{R}^d . Now if \mathcal{A} is not empty and $a \in \mathcal{A}$ then $\delta(\cdot - a) \in S'$ so $\delta(\cdot - a) \in S'$ and $\delta(\cdot - a) = 0$ on $\mathbb{R}^d \setminus \mathcal{A}$. But $\delta(\cdot - a) \neq 0$ on \mathbb{R}^d which is a contradiction. Thus \mathcal{A} must be empty.

Part 3 Let $f = \check{v}$. Then $f \in S', \hat{f} \in L_{loc}^1$ so that $f_F \in L_{loc}^1(\mathbb{R}^d \setminus \mathcal{A})$, and $\int \frac{|f_F|^2}{w} \leq \int \frac{c(1+|\cdot|)^\kappa}{w} < \infty$.

Part 4 If $u \in S$ then $v = \hat{u} \in S$ is bounded and by part 4, $\check{v} = u \in X_{1/w}^0$.

Part 5 $\int \frac{|(D^\alpha u)_F|}{w} = \int \frac{|\xi^\alpha u_F|}{w} = \int \frac{|\xi^\alpha| |u_F|}{\sqrt{w} \sqrt{w}} \leq \left(\int \frac{|\xi^{2\alpha}|}{w} \right)^{1/2} \left(\int \frac{|u_F|^2}{w} \right)^{1/2} = \left(\int \frac{|\cdot|^{2|\alpha|}}{w} \right)^{1/2} |u|_{1/w,0} < \infty$.

Part 6 ?? FINISH! ■

9.2.1 The operator $\mathcal{M} : X_{1/w}^0 \rightarrow L^2$

In this section we define the mapping $\mathcal{M} : X_{1/w}^0 \rightarrow L^2$ displayed in Figure 9.1 which we hope will have nice properties in the seminorm sense.

Definition 414 *The linear operator $\mathcal{M} : X_{1/w}^0 \rightarrow L^2$: Suppose w is a weight function w.r.t. the set \mathcal{A} . From the definition of $X_{1/w}^0, u \in X_{1/w}^0$ implies $\frac{u_F}{\sqrt{w}} \in L^2$ where u_F is the restriction of \hat{u} to $\mathbb{R}^d \setminus \mathcal{A}$. We can now define the linear mapping $\mathcal{M} : X_{1/w}^0 \rightarrow L^2$ by*

$$\mathcal{M}u = \left(\frac{u_F}{\sqrt{w}} \right)^\vee, \quad u \in X_{1/w}^0. \tag{9.9}$$

The operator \mathcal{M} has the following properties:

Theorem 415 *The operator $\mathcal{M} : X_{1/w}^0 \rightarrow L^2$ is linear and in the seminorm sense it is isometric, 1-1 with null space $(S'_\mathcal{A})^\vee$.*

Also, $\tau_a \mathcal{M} = \mathcal{M} \tau_a$ where τ_a is the translation operator $\tau_a u = u(\cdot - a)$.

Proof. That \mathcal{M} is an isometry is clear from the Definition 411 of $X_{1/w}^0$. Since \mathcal{M} is an isometry the null space of \mathcal{M} is the null space of the seminorm $|\cdot|_{1/w,0}$, namely $(S'_\mathcal{A})^\vee$. Finally,

$$\tau_a \mathcal{M}u = \tau_a \left(\frac{u_F}{\sqrt{w}} \right)^\vee = \left(e^{-ia\xi} \frac{u_F}{\sqrt{w}} \right)^\vee = \left(\frac{(\tau_a u)_F}{\sqrt{w}} \right)^\vee = \mathcal{M} \tau_a u.$$

■

Definition 416 *The inner product space $\overline{X}_{1/w}^0$: Suppose that the weight function w has property W01 for the set \mathcal{A} , where \mathcal{A} is a closed set of measure zero. Then we define the inner product space:*

$$\overline{X}_{1/w}^0 := \left\{ u \in S' : \hat{u} \in L_{loc}^1 \text{ and } \int \frac{|\hat{u}|^2}{w} < \infty \right\}.$$

Endow $\overline{X}_{1/w}^0$ with the norm and inner product $\|u\|_{w,0}^2 = \int \frac{|\widehat{u}|^2}{w}$, $(u, v)_{w,0} = \int \frac{\widehat{u}\widehat{v}}{w}$.

Clearly we have $\overline{X}_{1/w}^0 \hookrightarrow X_{1/w}^0$ and the embedding is isometric.

Theorem 417 ???

1. ?? We have the direct sum formula $X_{1/w}^0 = \overline{X}_{1/w}^0 + (S'\mathcal{A})^\vee$?
2. ?? $\overline{X}_{1/w}^0$ is a Hilbert space? **Construct mapping to L^2 !**
3. ?? MORE!

Proof. Parts 1 and 2: ??.

Part 3 ?? ■

Theorem 418 Suppose $w \in W01$ so that X_w^0 is an inner product space and $\overline{X}_{1/w}^0$ is an product space (Definition 416).

Then $X_w^0 \hookrightarrow L^2 \hookrightarrow \overline{X}_{1/w}^0$ iff $1/w \in L^\infty$.

Proof. Theorem 339 implies that $X_w^0 \hookrightarrow L^2$ iff $1/w \in L^\infty$. Thus $X_w^0 \hookrightarrow L^2 \hookrightarrow \overline{X}_{1/w}^0$ implies $1/w \in L^\infty$.

Conversely, if $1/w \in L^\infty$ then $X_w^0 \hookrightarrow L^2$. Further, if $1/w \in L^\infty$ and $f \in L^2$ then $f \in S'$, $\widehat{f} \in L^2 \subset L^1_{loc}(\mathbb{R}^d) \subset L^1_{loc}(\mathbb{R}^d \setminus \mathcal{A})$, and $\int \frac{1}{w} |\widehat{f}|^2 \leq \|\frac{1}{w}\|_\infty \int |\widehat{f}|^2 = \|\frac{1}{w}\|_\infty \int |f|^2 < \infty$. Thus by definition $f \in \overline{X}_{1/w}^0$ and $L^2 \hookrightarrow \overline{X}_{1/w}^0$. ■

Theorem 419 Suppose $w \in W01$ so that $\overline{X}_{1/w}^0$ is an inner product space.

Then $L^2 \hookrightarrow \overline{X}_{1/w}^0$ iff $1/w \in L^\infty$.

More precisely, if $\frac{1}{w} \in L^\infty$ then

$$\|f\|_{1/w,0} \leq \left\| \frac{1}{w} \right\|_\infty^{1/2} \|f\|_2, \quad f \in \overline{X}_{1/w}^0,$$

and if the embedding $\iota : L^2 \hookrightarrow \overline{X}_{1/w}^0$ is continuous then

$$\left\| \frac{1}{w} \right\|_\infty^{1/2} = \|\iota\|.$$

Proof. From the theorem above we know that $1/w \in L^\infty$ implies $L^2 \hookrightarrow \overline{X}_{1/w}^0$.

Now suppose that we have the continuous embedding $L^2 \xhookrightarrow{\iota} \overline{X}_{1/w}^0$. Since $S \subset L^2$,

$$|\phi|_{1/w,0}^2 = \int \frac{1}{w} |\widehat{\phi}|^2 \leq \|\iota\|_{op} \int |\widehat{\phi}|^2, \quad \phi \in S, \tag{9.10}$$

i.e.

$$\int \frac{1}{w} |\phi|^2 \leq \|\iota\|_{op} \int |\phi|^2, \quad \phi \in S.$$

With reference to Definition 1 of the weight function, choose arbitrary $x \notin \mathcal{A}$ where \mathcal{A} is a closed set of measure zero such that $w > 0$ and continuous on $\mathbb{R}^d \setminus \mathcal{A}$. Suppose $0 < r < R < \text{dist}(x, \mathcal{A})$. Then it is possible to choose $\phi_{r,R} \in S$ such that $0 \leq \phi_{r,R} \leq 1$, $\text{supp } \phi_{r,R} \subseteq \overline{B}_R(x)$ and $\phi_{r,R} = 1$ on $\overline{B}_r(x)$ e.g. the standard "cap" example of a C_0^∞ function. Observe now that

$$\min_{B_r(x)} \frac{1}{w} \int_{B_r(x)} 1 \leq \int_{B_R(x)} \frac{|\phi_{r,R}|^2}{w} \leq \|\iota\|^2 \int_{B_R(x)} |\phi_{r,R}|^2 \leq \|\iota\|^2 \int_{B_R(x)} 1,$$

i.e. for $0 < r < R < \text{dist}(x, \mathcal{A})$,

$$\min_{B_r(x)} \frac{1}{w} \leq \|\iota\|^2 \frac{\int_{B_R(x)} 1}{\int_{B_r(x)} 1} = \|\iota\|^2 \left(\frac{R}{r}\right)^d.$$

Now since the continuity of w near x implies $\min_{B_r(x)} \frac{1}{w}$ is continuous in R we must have $\frac{1}{\max_{B_r(x)} w} \leq \|\iota\|^2$ for $0 < r < \text{dist}(x, \mathcal{A})$, and hence that $\frac{1}{w(x)} \leq \|\iota\|^2$ when $x \notin \mathcal{A}$, i.e. $1/w \in L^\infty$ and $\|\frac{1}{w}\|_\infty^{1/2} \leq \|\iota\|$. But from 9.10, $\|\iota\| \leq \|\frac{1}{w}\|_\infty^{1/2}$ so $\|\iota\| = \|\frac{1}{w}\|_\infty^{1/2}$. ■

9.2.2 The spaces $S_{\emptyset,k}$ and $S'_{\emptyset,k}$

We begin by preparing the way for the application of the Hahn-Banach extension theorem to subspaces of the Schwartz functions of rapidly decrease S and then consider the properties of some special subspaces of functions which have several zero derivatives at the origin.

Lemma 420 Schwartz functions and the Hahn-Banach extension theorem

1. (Hahn-Banach) Any continuous linear functional f on a subspace M of a locally convex topological vector space T can be extended non-uniquely to a continuous linear functional f^e on T ($f^e \in T'$).
The set of extensions is $f^e + M^\perp$ where M^\perp is the set of annihilators of M i.e. the members of T' which are zero on each member of M .
2. The space of rapidly decreasing Schwartz functions S is a locally convex topological space when endowed with the topology induced by any of the (equivalent) countable seminorm sets given in part 1 of Definition 681.
3. A linear functional f defined on a subspace M of the space S is continuous iff

$$|[f, \psi]| \leq |\psi|_\sigma, \quad \psi \in M.$$

where $|\cdot|_\sigma$ denotes a positive, linear combination of the seminorms in the (equivalent) sets given in part 1 of Definition 681. We then write $f \in M'$.

Proof. This lemma can be proved, for example, by using the results and definitions of Chapter V., Volume I of Reed and Simon [53]. ■

We will now introduce a special class of subspaces of the Schwartz spaces S that are widely used in the positive order theory expounded in Williams [62]. These spaces are:

Definition 421 The space $S_{\emptyset,n}$

$$S_{\emptyset,0} = S, \quad S_{\emptyset,n} = \{\phi \in S : D^\alpha \phi(0) = 0, \quad |\alpha| < n\}, \quad n = 1, 2, 3, \dots, \tag{9.11}$$

and we endow $S_{\emptyset,n}$ with the subspace topology induced by the space S . S is the space of C^∞ functions of rapid decrease used as test functions for the tempered distributions. S is endowed with any of the countable seminorm topology described in Definition 681 of the Appendix.

The next inequality gives a simple upper bound for functions in $S_{\emptyset,n}$ near the origin. This follows directly from the estimate (A.19 in the Appendix) of the integral remainder term of the Taylor series expansion.

$$|u(x)| \leq \left(\sum_{|\alpha|=n} \|D^\alpha u\|_{\infty, B_1} \right) |x|^n, \quad u \in S_{\emptyset,n}, \quad x \in \overline{B}_1. \tag{9.12}$$

Consequently

$$\int \frac{|u(x)|}{|x|^n} dx < \max \left\{ \sum_{|\alpha|=n} \|D^\alpha u\|_{\infty, B_1}, \left\| \frac{u}{|\cdot|^n} \right\|_{\infty, \mathbb{R}^d \setminus B_1} \right\}, \quad u \in S_{\emptyset,n}. \tag{9.13}$$

From Appendix 678 we know that P_n is the space of polynomials of order at most n ($\text{deg } P_n \leq n - 1$) with complex coefficients, and \tilde{P} is the space of all polynomials with complex coefficients. We will let \tilde{P}_n denote the Fourier transforms of the functions in P_n and \tilde{P} denote the Fourier transforms of the functions in \tilde{P} .

Theorem 422

1. $\widehat{P}_n = \{g \in S' : [g, \phi] = 0 \text{ for all } \phi \in S_{\emptyset, n}\}$ i.e. $S_{\emptyset, n}^\perp = \widehat{P}_n$.
2. If $f \in S'_{\emptyset, n}$ then there exists $f^e \in S'$ such that $f^e = f$ on $S_{\emptyset, n}$. The set of extensions is $f^e + \widehat{P}_n$. We sometimes say that f can be extended to S as a member f^e of S' .
3. $P_n = \{g \in S' : [g, \widehat{\phi}] = 0 \text{ for all } \phi \in S_{\emptyset, n}\}$.

Proof. Part 1 Suppose $[u, \phi] = 0$ for all $\phi \in S_{\emptyset, n}$. This implies that the $\text{supp } u \subset \{0\}$ and by a well known theorem in distribution theory, $u \in \widehat{P}$. Thus $u = \widehat{p}$ for some polynomial p . Suppose $\deg p > n$. For each $|\beta| > n$ choose $\phi_\beta \in S_{\emptyset, n}$ such that $\phi_\beta(x) = x^\beta/\beta!$ in a neighborhood of zero. Then we have $(D^\alpha \phi_\beta)(0) = \delta_{\alpha, \beta}$ and if the coefficients of p are b_α ,

$$0 = [\widehat{p}, \phi_\beta] = [p(-D)(\phi_\beta)](0) = (-1)^{|\beta|} b_\beta, \text{ and thus } \deg p < n \text{ and } u \in \widehat{P}_n.$$

Conversely, suppose $u \in \widehat{P}_n$. Then there exists $p \in P_n$ such that $u = \widehat{p} = (2\pi)^{d/2} p(iD)\delta$. Hence, if $\phi \in S_{\emptyset, n}$

$$\begin{aligned} [u, \phi] &= \left[(2\pi)^{d/2} p(iD)\delta, \phi \right] = (2\pi)^{d/2} [p(iD)\delta, \phi] = (2\pi)^{d/2} [p(iD)\delta, \phi] \\ &= (2\pi)^{d/2} [\delta, p(-iD)\phi] = (2\pi)^{d/2} [p(-iD)\phi](0) = 0. \end{aligned}$$

Part 2 We use Lemma 420 with $M = S_{\emptyset, n}$ and $T = S$. In this case the the set of extensions is $f^e + S_{\emptyset, n}^\perp$ and $g \in S_{\emptyset, n}^\perp$ iff $g \in S'$ and $[g, \phi] = 0$ for all $\phi \in S_{\emptyset, n}$ i.e. $g \in \widehat{P}_n$ by part 1.

Part 3 Use part 1. ■

We give the following results without proof:

Theorem 423 If $\phi \in S_{\emptyset, m}$ and $\psi \in S_{\emptyset, n}$ then:

1. $\phi\psi \in S_{\emptyset, m+n}$.
2. If $|\alpha| = k$ then $x^\alpha \psi \in S_{\emptyset, n+k}$.
3. $|\cdot|^{2k} \psi \in S_{\emptyset, n+2k}$.

Theorem 424 If $\phi \in S$ then for all $n \geq 1$: $|\phi|^2 \in S_{\emptyset, 2n}$ iff $\phi \in S_{\emptyset, n}$.

Proof. From part 1 Theorem 423 we know that $\phi \in S_{\emptyset, n}$ implies $|\phi|^2 \in S_{\emptyset, 2n}$.

The converse will now be proved. Firstly, since $|\phi|^2 \in S_{\emptyset, 2n}$ we have $\phi(0) = 0$. Now suppose there exists a multi-index β such that: $0 < |\beta| < m$, $D^\beta \phi(0) \neq 0$ and $D^\gamma \phi(0) = 0$ when $|\gamma| < |\beta|$. We now write

$$\begin{aligned} 0 &= D^{2\beta} (|\phi|^2)(0) = \sum_{\alpha \leq 2\beta} \binom{2\beta}{\alpha} D^\alpha \phi(0) \overline{D^{2\beta-\alpha} \phi(0)} \\ &= \left| \binom{2\beta}{\beta} D^\beta \phi(0) \right|^2 + \sum_{\substack{\alpha \leq 2\beta \\ \alpha \neq \beta}} \binom{2\beta}{\alpha} D^\alpha \phi(0) \overline{D^{2\beta-\alpha} \phi(0)}, \end{aligned}$$

and observe that for each term in the last summation either $|\alpha| < |\beta|$ or $|2\beta - \alpha| < |\beta|$. Thus our assumptions mean that the summation term is actually zero and so $D^\beta \phi(0) = 0$, contradicting our assumptions. We have thus shown that $\phi \in S_{\emptyset, n}$. ■

9.2.3 The operator $\mathcal{L}_1 : L^2 \rightarrow X_{1/w}^0$

Making certain assumptions about the weight function we introduce the operator $\mathcal{L}_1 : L^2 \rightarrow S'$. This is the analogue of the mapping $\mathcal{J} : L^2 \rightarrow X_w^0$ from $X_{1/w}^0$ to L^2 introduced in Definition 24. We show that $\mathcal{L}_1 : L^2 \rightarrow X_{1/w}^0$ and that it has nice properties in the seminorm sense.

We begin by discussing the following weight function property: For some integer $m \geq 0$ and constants $\tau, r \geq 0$ the weight function w satisfies the two conditions

$$w|\cdot|^{2m} \in L_{loc}^1(\mathbb{R}^d), \quad \int_{|\cdot| \geq r} \frac{w}{|\cdot|^{2\tau}} < \infty. \tag{9.14}$$

Lemma 425 *Suppose the weight function w satisfies 9.14. Then $w \in L_{loc}^1(\mathbb{R}^d \setminus 0)$. Further:*

1. *If $w \in L_{loc}^1$ and $g \in L^2$ then $\sqrt{wg} \in S' \cap L_{loc}^1$.*
2. *If $g \in L^2$ then $\sqrt{wg} \in S'_{\emptyset, m} \cap L_{loc}^1(\mathbb{R}^d \setminus 0) \cap L_{loc}^1(\mathbb{R}^d \setminus \mathcal{A})$.*
3. *If $\psi \in S_{\emptyset, 2m}$ the linear functional $\int w\psi$ is a member of $S'_{\emptyset, 2m}$ i.e.*

$$\left| \int w\psi \right| \leq |\psi|_{\sigma}, \quad \psi \in S_{\emptyset, 2m},$$

where $|\psi|_{\sigma}$ is a positive, linear combination of the seminorms A.6 which define the topology of the tempered distributions S .

4. *If $\psi \in S_{\emptyset, m}$ then the non-linear functional $\left(\int w|\psi|^2\right)^{1/2}$ satisfies*

$$\left(\int w|\psi|^2\right)^{1/2} \leq |\psi|_{\sigma}, \quad \psi \in S_{\emptyset, m},$$

where $|\cdot|_{\sigma}$ is a positive, linear combination of the seminorms A.6 which define the topology of the tempered distributions S .

Proof. Since $w|\cdot|^{2m} \in L_{loc}^1(\mathbb{R}^d)$ it is clear that $w \in L_{loc}^1(\mathbb{R}^d \setminus 0)$.

Part 1 If K is compact then $\int_K \sqrt{wg} \leq \left(\int_K w\right)^{1/2} \left(\int_K |g|^2\right)^{1/2} < \infty$ so $\sqrt{wg} \in L_{loc}^1$. If $\phi \in S$ then

$$\begin{aligned} \int \sqrt{wg}\phi &= \int_{|\cdot| \leq r} \sqrt{wg}\phi + \int_{|\cdot| \geq r} \sqrt{wg}\phi = \int_{|\cdot| \leq r} \sqrt{wg}\phi + \int_{|\cdot| \geq r} \frac{\sqrt{w}}{|\cdot|^{\tau}} g|\cdot|^{\tau} \phi \\ &\leq \left(\int_{|\cdot| \leq r} w\right)^{1/2} \left(\int_{|\cdot| \leq r} |g\phi|^2\right)^{1/2} + \left(\int_{|\cdot| \geq r} \frac{w}{|\cdot|^{2\tau}}\right)^{1/2} \left(\int_{|\cdot| \geq r} |g|^2 |\cdot|^{2\tau} |\phi|^2\right)^{1/2} \\ &\leq \left(\int_{|\cdot| \leq r} w\right)^{1/2} \left(\int_{|\cdot| \leq r} |g|^2\right)^{1/2} \|\phi\|_{\infty} + \left(\int_{|\cdot| \geq r} \frac{w}{|\cdot|^{2\tau}}\right)^{1/2} \left(\int_{|\cdot| \geq r} |g|^2\right)^{1/2} \| |\cdot|^{\tau} \phi \|_{\infty} \\ &\leq \left(\left(\int_{|\cdot| \leq r} w\right)^{1/2} + \left(\int_{|\cdot| \geq r} \frac{w}{|\cdot|^{2\tau}}\right)^{1/2} \right) \|g\|_2 \left(\|\phi\|_{\infty} + \left\| (1+|\cdot|)^{\tau} \phi \right\|_{\infty} \right), \end{aligned}$$

which is a positive, linear combination of the seminorms A.6.

Part 2 Since $w \in L_{loc}^1(\mathbb{R}^d \setminus 0)$ for compact $K \subset \mathbb{R}^d \setminus 0$ we have by the Cauchy-Schwartz inequality

$$\int_K \sqrt{w}|g| \leq \left(\int_K w\right)^{1/2} \|g\|_2 < \infty.$$

Also, if $K \subset \mathbb{R}^d \setminus \mathcal{A}$ is compact then w is continuous on K and again

$$\int_K \sqrt{w} |g| \leq \left(\int_K w \right)^{1/2} \|g\|_2 < \infty.$$

If $\psi \in S$ then

$$|[\sqrt{w} |g|, \psi]| \leq \int \sqrt{w} |g| |\psi| \leq \|g\|_2 \left(\int w |\psi|^2 \right)^{1/2}, \quad (9.15)$$

and if $\psi \in S_{\emptyset, m}$

$$\begin{aligned} \left(\int w |\psi|^2 \right)^{1/2} &\leq \left(\int_{|\cdot| \leq r} w |\psi|^2 \right)^{1/2} + \left(\int_{|\cdot| \geq r} w |\psi|^2 \right)^{1/2} \\ &= \left(\int_{|\cdot| \leq r} w |\cdot|^{2m} \frac{|\psi|^2}{|\cdot|^{2m}} \right)^{1/2} + \left(\int_{|\cdot| \geq r} w |\psi|^2 \right)^{1/2} \\ &\leq \left(\int_{|\cdot| \leq r} w |\cdot|^{2m} \right)^{1/2} \left\| \frac{\psi}{|\cdot|^m} \right\|_{\infty} + \left(\int_{|\cdot| \geq r} w |\psi|^2 \right)^{1/2}. \end{aligned} \quad (9.16)$$

Next we estimate the second term of 9.16:

$$\begin{aligned} \left(\int_{|\cdot| \geq r} w |\psi|^2 \right)^{1/2} &= \left(\int_{|\cdot| \geq r} \frac{w}{|\cdot|^{2\tau}} |\cdot|^{2\tau} |\psi|^2 \right)^{1/2} = r^{\tau} \left(\int_{|\cdot| \geq r} \frac{w}{|\cdot|^{2\tau}} \left(\frac{|\cdot|}{r} \right)^{2\tau} |\psi|^2 \right)^{1/2} \\ &\leq r^{\tau} \left(\int_{|\cdot| \geq r} \frac{w}{|\cdot|^{2\tau}} \left(\frac{|\cdot|}{r} \right)^{2[\tau]} |\psi|^2 \right)^{1/2} \\ &= r^{\tau - [\tau]} \left(\int_{|\cdot| \geq r} \frac{w}{|\cdot|^{2\tau}} |\cdot|^{2[\tau]} |\psi|^2 \right)^{1/2} \\ &\leq r^{\tau - [\tau]} \left(\int_{|\cdot| \geq r} \frac{w}{|\cdot|^{2\tau}} \right)^{1/2} \left\| |\cdot|^{[\tau]} \psi \right\|_{\infty}, \end{aligned}$$

so that

$$\left(\int w |\psi|^2 \right)^{1/2} \leq \left(\int_{|\cdot| \leq r} w |\cdot|^{2m} \right)^{1/2} \left\| \frac{\psi}{|\cdot|^m} \right\|_{\infty} + r^{\tau - [\tau]} \left(\int_{|\cdot| \geq r} \frac{w}{|\cdot|^{2\tau}} \right)^{1/2} \left\| |\cdot|^{[\tau]} \psi \right\|_{\infty}.$$

But by 9.12 we have

$$\left(\int w |\psi|^2 \right)^{1/2} \leq \left(\int_{|\cdot| \leq r} w |\cdot|^{2m} \right)^{1/2} 2^{md/2} \sum_{|\alpha|=m} \|D^{\alpha} \psi\|_{\infty} + r^{\tau - [\tau]} \left(\int_{|\cdot| \geq r} \frac{w}{|\cdot|^{2\tau}} \right)^{1/2} \left\| |\cdot|^{[\tau]} \psi \right\|_{\infty}, \quad (9.17)$$

which is a positive linear combination of the L^{∞} seminorms on S . Thus inequality 9.15 implies that $\sqrt{w} |g| \in S'_{\emptyset, m}$.

Part 3. If $\psi \in S_{\emptyset, 2m}$ then the assumptions 9.14 imply

$$\begin{aligned} \left| \int w\psi \right| &\leq \int_{|\cdot| \leq r} w|\cdot|^{2m} \frac{|\psi|}{|\cdot|^{2m}} + \int_{|\cdot| \geq r} \frac{w}{|\cdot|^{2\tau}} |\cdot|^{2\tau} |\psi| \\ &\leq \left(\int_{|\cdot| \leq r} w|\cdot|^{2m} \right) \left\| \frac{\psi}{|\cdot|^{2m}} \right\|_{\infty} + \left(\int_{|\cdot| \geq r} \frac{w}{|\cdot|^{2\tau}} \right) \max_{|x| \geq r} \{ |x|^{2\tau} |\psi(x)| \} \\ &\leq \left(\int_{|\cdot| \leq r} w|\cdot|^{2m} \right) \left\| \frac{\psi}{|\cdot|^{2m}} \right\|_{\infty} + r^{2\tau - \lceil 2\tau \rceil} \left(\int_{|\cdot| \geq r} \frac{w}{|\cdot|^{2\tau}} \right) \left\| |\cdot|^{\lceil 2\tau \rceil} \psi \right\|_{\infty}, \end{aligned}$$

But by 9.12 we have

$$\left| \int w\psi \right| \leq \left(\int_{|\cdot| \leq r} w|\cdot|^{2m} \right) 2^{md} \sum_{|\alpha|=2m} \|D^{\alpha}\psi\|_{\infty} + r^{2\tau - \lceil 2\tau \rceil} \left(\int_{|\cdot| \geq r} \frac{w}{|\cdot|^{2\tau}} \right) \left\| |\cdot|^{\lceil 2\tau \rceil} \psi \right\|_{\infty},$$

which is a positive linear combination of the L^{∞} seminorms on S . Thus $\int w\psi \in S'_{\emptyset, 2m}$.

Part 4. This follows directly from inequality 9.17 of part 2. ■

We now define the operator $\mathcal{L}_1 : L^2 \rightarrow S'$. It will be shown that $\mathcal{L}_1 : L^2 \rightarrow X_{1/w}^0$ and that \mathcal{L}_1 is an inverse of $\mathcal{M} : X_{1/w}^0 \rightarrow L^2$. This will allow us to prove that \mathcal{M} is onto and hence that $X_{1/w}^0$ is complete.

Definition 426 *The (class of) operators $\mathcal{L}_1 : L^2 \rightarrow S'$*

Suppose the weight function w has property 9.14. If $g \in L^2$ then part 2 of Lemma 425 shows that $\sqrt{w}\hat{g} \in S'_{\emptyset, m}$. By part 3 of Lemma 420 $\sqrt{w}\hat{g}$ can be extended (non-uniquely) to act on S as a member of S' . Denote such an extension by $(\sqrt{w}\hat{g})^e$ and define the operator $\mathcal{L}_1 : L^2 \rightarrow S'$ by

$$\mathcal{L}_1 g = ((\sqrt{w}\hat{g})^e)^{\vee}, \quad g \in L^2.$$

In general \mathcal{L}_1 is not unique and not linear.

The next theorem gives some properties of \mathcal{L}_1 .

Theorem 427 *Suppose the weight function w has property 9.14. Then:*

1. If $g \in L^2$ then $(\mathcal{L}_1 g)_F = \sqrt{w}\hat{g} \in L^1_{loc}(\mathbb{R}^d \setminus 0) \cap L^1_{loc}(\mathbb{R}^d \setminus \mathcal{A})$.
2. In the seminorm sense $\mathcal{L}_1 : L^2 \rightarrow X_{1/w}^0$, \mathcal{L}_1 is an isometry and is 1-1.
3. \mathcal{L}_1 is linear in the seminorm sense i.e.

$$|\mathcal{L}_1(\lambda_1 g_1 + \lambda_2 g_2) - \mathcal{L}_1(\lambda_1 g_1) - \mathcal{L}_1(\lambda_2 g_2)|_{1/w, 0} = 0.$$

4. In the seminorm sense, $\tau_a \mathcal{L}_1 = \mathcal{L}_1 \tau_a$ on L^2 where τ_a is the translation operator $\tau_a u = u(\cdot - a)$.

Proof. Part 1. From Lemma 425 we know that if $g \in L^2$ then $\mathcal{L}_1 g \in S'$ and $(\mathcal{L}_1 g)_F = \sqrt{w}\hat{g} \in L^1_{loc}(\mathbb{R}^d \setminus 0) \cap L^1_{loc}(\mathbb{R}^d \setminus \mathcal{A})$.

Part 2. From the definition of \mathcal{L}_1

$$|\mathcal{L}_1 g|_{1/w, 0}^2 = \int \frac{|(\mathcal{L}_1 g)_F|^2}{w} = \int \frac{|\sqrt{w}\hat{g}|^2}{w} = \|g\|_2^2 < \infty.$$

and so $\mathcal{L}_1 g \in X_{1/w}^0$ and \mathcal{L}_1 is an isometry. Clearly $\mathcal{L}_1 g \in (S'_{\mathcal{A}})^{\vee}$ iff $g = 0$ so \mathcal{L}_1 is 1-1.

Part 3. Follows from

$$\begin{aligned}
 & |\mathcal{L}_1(\lambda_1 g_1 + \lambda_2 g_2) - \mathcal{L}_1(\lambda_1 g_1) - \mathcal{L}_1(\lambda_2 g_2)|_{1/w,0} \\
 &= \int \frac{|(\mathcal{L}_1(\lambda_1 g_1 + \lambda_2 g_2) - \mathcal{L}_1(\lambda_1 g_1) - \mathcal{L}_1(\lambda_2 g_2))_F|^2}{w} \\
 &= \int \frac{|\sqrt{w}(\lambda_1 g_1 + \lambda_2 g_2)^\wedge - \sqrt{w}(\lambda_1 g_1)^\wedge - \sqrt{w}(\lambda_2 g_2)^\wedge|^2}{w} \\
 &= 0.
 \end{aligned}$$

Part 4 If $g \in L^2$ then

$$\begin{aligned}
 (\tau_a \mathcal{L}_1 g - \mathcal{L}_1 \tau_a g)_F &= (\tau_a \mathcal{L}_1 g)_F - (\mathcal{L}_1 \tau_a g)_F \\
 &= (\widehat{\tau_a \mathcal{L}_1 g})|_{\mathbb{R}^d \setminus \mathcal{A}} - \sqrt{w} \widehat{\tau_a g}|_{\mathbb{R}^d \setminus \mathcal{A}} \\
 &= e^{ia\xi} \sqrt{w} \widehat{g}|_{\mathbb{R}^d \setminus \mathcal{A}} - e^{ia\xi} \sqrt{w} \widehat{g}|_{\mathbb{R}^d \setminus \mathcal{A}} \\
 &= 0,
 \end{aligned}$$

which ensures that $|\tau_a \mathcal{L}_1 - \mathcal{L}_1 \tau_a|_{1/w,0} = 0$. ■

The following theorem indicates how the operators $\mathcal{L}_1 : L^2 \rightarrow X_{1/w}^0$ and $\mathcal{M} : X_{1/w}^0 \rightarrow L^2$ interact.

Theorem 428 *Suppose the weight function w has property 9.14 which was assumed in Lemma 425. Then:*

1. $\mathcal{M}\mathcal{L}_1 = I$.
2. $|\mathcal{L}_1 \mathcal{M}u - u|_{1/w,0} = 0$ when $u \in X_{1/w}^0$.
3. \mathcal{M} and \mathcal{L}_1 are onto in the seminorm sense.
4. \mathcal{M} and \mathcal{L}_1 are adjoints.

Proof. Part 1 Now $\mathcal{M}u = \left(\frac{u_F}{\sqrt{w}}\right)^\vee$ for $u \in X_{1/w}^0$ and $\mathcal{L}_1 g = (\sqrt{w}\widehat{g})^\vee$ for $g \in L^2$. it follows immediately that $\mathcal{M}\mathcal{L}_1 = I$.

Part 2 That $\mathcal{L}_1 \mathcal{M}u - u \in (S'_A)^\vee$ when $u \in X_{1/w}^0$ is proved by showing $|\mathcal{L}_1 \mathcal{M}u - u|_{1/w,0} = 0$. In fact, $\widehat{\mathcal{L}_1 \mathcal{M}u} = \sqrt{w}\widehat{\mathcal{M}u} = u_F$ so that $|\mathcal{L}_1 \mathcal{M}u - u|_{1/w,0} = 0$.

Part 3 $\mathcal{M}\mathcal{L}_1 = I$ implies \mathcal{M} is onto. That $|\mathcal{L}_1 \mathcal{M}u - u|_{1/w,0} = 0$ when $u \in X_{1/w}^0$ implies \mathcal{L}_1 is onto.

Part 4 Regarding adjointness, suppose $u \in X_{1/w}^0$ and $g \in L^2$. Then from Theorem 427 $(\mathcal{L}_1 g)_F = \sqrt{w}\widehat{g}$ and from Definition 414, $\widehat{\mathcal{M}u} = \frac{u_F}{\sqrt{w}}$. Thus

$$\langle \mathcal{L}_1 g, u \rangle_{1/w,0} = \int \frac{1}{w} (\mathcal{L}_1 g)_F \overline{u_F} = \int \frac{1}{w} \sqrt{w}\widehat{g} \overline{u_F} = \int \widehat{g} \frac{\overline{u_F}}{\sqrt{w}} = \int \widehat{g} \overline{\widehat{\mathcal{M}u}} = (\widehat{g}, \widehat{\mathcal{M}u})_2 = (g, \mathcal{M}u)_2.$$

■

Since L^2 is complete, the mappings of the previous theorem easily yield the following important result:

Corollary 429 *Suppose the weight function w has property 9.14. Then, in general, $X_{1/w}^0$ is a semi-Hilbert space. However, $X_{1/w}^0$ is a Hilbert space iff \mathcal{A} is empty.*

Proof. By part 2 of Theorem 427 \mathcal{M} is isometric. Hence if $\{u_k\}$ is Cauchy in $X_{1/w}^0$ then $\{\mathcal{M}u_k\}$ is Cauchy in L^2 and so $\mathcal{M}u_k \rightarrow u$ for some $u \in L^2$ since L^2 is complete. From Definition 411 the seminorm for $X_{1/w}^0$ has null space $(S'_A)^\vee$. Hence by Theorem 428 $\mathcal{L}_2 \mathcal{M}u_k = u_k \rightarrow \mathcal{L}_2 u \in X_{1/w}^0$, as required.

That $X_{1/w}^0$ is a Hilbert space iff \mathcal{A} is empty was stated in Definition 411. ■

Not all the weight functions discussed in Subsections 1.2.5, 1.2.9 and Section 5.2 satisfy property 9.14. In fact we have the following results:

Theorem 430 *Regarding the property 9.14:*

1. The radial **Gaussian** weight function 1.16 does **not satisfy** property 9.14.
2. The radial **Thin-plate spline** weight functions 1.14 do **not satisfy** property 9.14.
3. The radial **Sobolev spline** weight functions 1.19 **satisfy** property 9.14.
4. The **univariate central difference** weight functions 5.4 of Subsection 5.2.1 **satisfy** the condition 9.14.
5. When $n = l$ the tensor product **multivariate central difference** weight functions of Corollary 212 **satisfy** the condition 9.14.

When $n < l$ and 5.14 holds the tensor product **multivariate central difference** weight functions of Corollary 212 do **not satisfy** the condition 9.14.

6. The tensor product **extended B-spline** weight functions of Theorem 19 do **not satisfy** condition 9.14.

Proof. Recall that property 9.14 is

$$w|\cdot|^{2m} \in L_{loc}^1 \text{ and } \int_{|\cdot| \geq r} \frac{w}{|\cdot|^{2\tau}} < \infty \text{ for some } \tau, r \geq 0.$$

Part 1 Easy.

Part 2 Use the upper bound of Theorem 14.

Part 3 Since $w(\xi) = (1 + |\xi|^2)^\nu$ for $\nu > d/2$, choose $\tau > \nu + d/2$.

Part 4 In the univariate case just choose $m = l - n$.

Now suppose $n = l$ and $d > 1$. Then 5.20 imply that for $t \in \mathbb{R}^1$ and some $r_0, c_1, c_2 > 0$

$$w(t) \leq \begin{cases} c_2, & |t| \leq r_0, \\ 2c_1 t^{2n}, & |t| > r_0. \end{cases}$$

Clearly w is bounded on any compact set so $w|\cdot|^{2m} \in L_{loc}^1$ when $m = 0$. Also, if $r > 0$

$$\int_{|\xi| \geq r} \frac{w(\xi)}{|\xi|^{2\tau}} d\xi \leq \int_{|\xi| \geq r} \frac{\prod_{k=1}^d (c_2 + 2c_1 \xi_k^{2n})}{|\xi|^{2\tau}} d\xi \leq \int_{|\xi| \geq r} \frac{\prod_{k=1}^d (c_2 + 2c_1 |\xi|^{2n})}{|\xi|^{2\tau}} d\xi \leq \int_{|\xi| \geq r} \frac{(c_2 + 2c_1 |\xi|^{2n})^d}{|\xi|^{2\tau}} d\xi,$$

which exists iff $2\tau > (2n + 1)d$.

Finally, suppose $n < l$ and 5.14 holds. Then by Corollary 220 for any $r > 0$

$$\frac{c_r}{t^{2(l-n)}} \leq w_1(t), \quad |t| \leq r,$$

so that for all k

$$\frac{(c_r)^d}{\xi^{2(l-n)\mathbf{1}}} \leq w(\xi), \quad |\xi_k| \leq r.$$

Thus if $0 < \rho < \sqrt{dr}$

$$\int_{|\xi| \leq \rho} w(\xi) |\xi|^{2m} d\xi \geq r^{2r} \int_{|\xi| \leq \rho} w(\xi) d\xi \geq r^{2r} (c_r)^d \int_{|\xi| \leq \rho} \frac{d\xi}{\xi^{2(l-n)\mathbf{1}}},$$

and the last integral diverges.

Part 5 An easy proof. ■

Remark 431 *The case where $n < l$ and 5.14 does not hold is not considered in the previous theorem because I have not derived any relevant results in Section 5.2.*

Part 2 of Lemma 425 allowed the operator \mathcal{L}_1 of Definition 426 to be defined. Part 2 of Lemma 425 was proved by assuming inequality 9.14. We will finish this section by giving alternative but closely related conditions which imply part 2 of of Lemma 425.

Theorem 432 *Suppose the weight function w satisfies the condition*

$$\left(\int w |\psi|^2 \right)^{1/2} \leq |\psi|_\sigma, \quad \psi \in S_{\emptyset,m}, \tag{9.18}$$

where $|\cdot|_\sigma$ is a positive, linear combination of the seminorms in Definition 681 which define the topology of the tempered distributions S .

Then $w \in L_{loc}^1(\mathbb{R}^d \setminus 0) \cap L_{loc}^1(\mathbb{R}^d \setminus \mathcal{A})$ and part 2 of Lemma 425 holds i.e. $g \in L^2$ implies $\sqrt{wg} \in S'_{\emptyset,m} \cap L_{loc}^1(\mathbb{R}^d \setminus 0) \cap L_{loc}^1(\mathbb{R}^d \setminus \mathcal{A})$.

Proof. Suppose K is compact and $0 \notin K$. We can choose $\psi \in S_{\emptyset,m}$ such that $\psi = 1$ on K . Then $\int_K w = \int_K w |\psi|^2 \frac{1}{|\psi|^2} = \int_K w |\psi|^2 \leq |\psi|_\sigma^2$ and $w \in L_{loc}^1(\mathbb{R}^d \setminus 0)$. Since w is continuous on $\mathbb{R}^d \setminus \mathcal{A}$ it follows directly that $w \in L_{loc}^1(\mathbb{R}^d \setminus \mathcal{A})$.

Examination of the proof of part 2 of Lemma 425 now shows that $\sqrt{wg} \in S'_{\emptyset,m}$.

Further, $\int_K \sqrt{wg} \leq \int_K \sqrt{w} \psi g \leq \left(\int w |\psi|^2 \right)^{1/2} \|g\|_2 < \infty$ and if $K' \subset \mathbb{R}^d \setminus \mathcal{A}$ is compact, w is continuous on K' and $\int_{K'} \sqrt{wg} \leq \left(\int_{K'} w \right)^{1/2} \|g\|_2 < \infty$. ■

9.2.4 The operator $\mathcal{L}_2 : L^2 \rightarrow X_{1/w}^0$

In Theorem 430 of the previous section it was shown that several of the weight functions do not satisfy property 9.14. We now tackle these deficiencies by replacing S' by a larger space $S_{w,0}^\dagger$, where $S_{w,0}$ is a special subspace of S generated by w which will be endowed with a topology generated by w . If the topology on $S_{w,0}$ is the subspace topology induced by S then a generalization of the mapping $\mathcal{L}_1 : L^2 \rightarrow X_{1/w}^0$, denoted by \mathcal{L}_2 , will be constructed and used to prove that $X_{1/w}^0$ is semi-Hilbert space. In Subsection 9.2.5 it will be shown that the topologies are equivalent for weight functions that are radial-like near the origin, the extended B-spline weight functions and the central difference weight functions. For several classes of weight function the topologies are not equivalent and the space $X_{1/w}^0$ must be extended. This will be done in Section 9.5.

Definition 433 *The spaces $S_{w,0}$, $S'_{w,0}$, $W_{S;0}$ and $S_{w,0}^\dagger$*

1. Property $S_{w,0}$ Suppose $w \in W_{01}$ and define the linear subspace

$$S_{w,0} = \left\{ \phi \in S : \int w |\phi|^2 < \infty \right\}.$$

We endow $S_{w,0}$ with the subspace topology induced by S (Lemma 420) and observe that $S_{w,0}$ is **not empty** because $w \in C^{(0)}(\mathbb{R}^d \setminus \mathcal{A})$ implies $C_0^\infty(\mathbb{R}^d \setminus \mathcal{A}) \subset S_{w,0}$.

2. Property $S'_{w,0}$ denotes the bounded linear functionals on $S_{w,0}$.
3. Property $W_{S;0}$ We say $w \in W_{S;0}$ if there exists some positive, linear combination $|\cdot|_\sigma$ of seminorms used to define the topology on S such that the **non-linear** functional $\left(\int w |\phi|^2 \right)^{1/2}$ satisfies

$$\left(\int w |\phi|^2 \right)^{1/2} \leq |\phi|_\sigma, \quad \phi \in S_{w,0}. \tag{9.19}$$

4. Property $S_{w,0}^\dagger$ We say the bilinear functional $\Psi(\phi, \psi) \rightarrow \mathbb{C}$ belongs to $S_{w,0}^\dagger$ w.r.t. S if

$$|\Psi(\phi, \psi)| \leq |\phi|_\sigma |\psi|_\sigma, \quad \phi, \psi \in S_{w,0},$$

374 9. The spaces $X_{1/w}^0$, $\tilde{X}_{1/w}^0$ and the bounded linear functionals on X_w^0

where $|\cdot|_\sigma$ is some positive linear combination of the seminorms used to define the topology on S .

Observe that the bilinear functional $\int w\phi\bar{\psi}$ is a member of $S_{w,0}^\dagger$.

Remark 434 Regarding our examples of $S_{w,0}$:

1. For the **Sobolev splines** of Example 11 $S_{w,0} = S$ (Theorem 448).
2. For the weight functions of Example 13, $S_{w,0} = S_{\emptyset,n}$ where n is the smallest integer such that $n > m - (\frac{d}{2} - s)$ and $n \geq 0$ (Theorem 448).
3. For the **extended B-spline weight functions** of Theorem 19, $S_{w,0} = \{\phi \in S : x^{n_1}\phi \in S_{\otimes,l_1}(\pi\mathbb{Z}^d)\}$ (Theorem 464).
4. For the **tensor product central difference weight functions** of Definition 205 satisfying 5.14: $S_{w,0} = S_{\otimes,l-n}(\mathbf{0})$ (Theorem 479).
5. ??
6. ??

Remark 435 That

$$S_{w,0}^\perp \subset S'_{\mathcal{A}}, \quad (9.20)$$

where $S_{w,0}^\perp$ is the subspace of annihilators of $S_{w,0}$, follows immediately from the fact that $C_0^\infty(\mathbb{R}^d \setminus \mathcal{A}) \subset S_{w,0}$.

Definition 436 The operator $\mathcal{L}_2 : L^2 \rightarrow S'$

Suppose $w \in W01 \cap W_{S;0}$. Then for $\phi \in S_{w,0}$ and $g \in L^2$

$$\left| \int \sqrt{w}\hat{g}\phi \right| = \left| \int (\sqrt{w}\phi)\hat{g} \right| \leq \|g\|_2 \left(\int w|\phi|^2 \right)^{1/2} \leq \|g\|_2 |\phi|_S,$$

so that $\sqrt{w}\hat{g} \in S'_{w,0}$. Using Lemma 420 we can then extend $\sqrt{w}\hat{g}$ to S as a member of S' . Such an extension is unique up to a member of the annihilator $S_{w,0}^\perp$ of $S_{w,0}$.

Denote such an extension by $(\sqrt{w}\hat{g})^e \in S'$.

The class of operators $\mathcal{L}_2 : L^2 \rightarrow S'$ can now be defined by

$$\mathcal{L}_2 g = ((\sqrt{w}\hat{g})^e)^\vee, \quad g \in L^2. \quad (9.21)$$

In general \mathcal{L}_2 is not unique.

The operator \mathcal{L}_2 has the following properties:

Theorem 437 *Properties of \mathcal{L}_2 :*

1. If $g \in L^2$ then $(\mathcal{L}_2 g)_F = \sqrt{w}\hat{g} \in L_{loc}^1(\mathbb{R}^d \setminus \mathcal{A})$.
2. $\mathcal{L}_2 : L^2 \rightarrow X_{1/w}^0$.
3. \mathcal{L}_2 is an isometry and 1-1.
4. \mathcal{L}_2 is linear in the seminorm sense i.e.

$$|\mathcal{L}_2(\lambda_1 g_1 + \lambda_2 g_2) - \mathcal{L}_2(\lambda_1 g_1) - \mathcal{L}_2(\lambda_2 g_2)|_{1/w,0} = 0.$$

5. If τ_a is the translation operator $\tau_a u = u(\cdot - a)$ then $\tau_a \mathcal{L}_2 = \mathcal{L}_2 \tau_a$ in the seminorm sense.

Proof. Part 1 Suppose $g \in L^2$. From the definition of \mathcal{L}_2 , $\widehat{\mathcal{L}_2 g} = \sqrt{w}\hat{g}$ on $S_{w,0}$. Next observe that because $w \in C^{(0)}(\mathbb{R}^d \setminus \mathcal{A})$ and $C_0^\infty(\mathbb{R}^d \setminus \mathcal{A}) \subset S_{w,0}$ it follows that

$$[\widehat{\mathcal{L}_2 g}, \phi] = [\sqrt{w}\hat{g}, \phi], \quad \phi \in C_0^\infty(\mathbb{R}^d \setminus \mathcal{A}).$$

If we can show $\sqrt{w}\widehat{g} \in L_{loc}^1(\mathbb{R}^d \setminus \mathcal{A})$ it follows that $(\mathcal{L}_2 g)_F = \sqrt{w}\widehat{g} \in L_{loc}^1(\mathbb{R}^d \setminus \mathcal{A})$. But if $K \subset \mathbb{R}^d \setminus \mathcal{A}$ is compact, $w \in C_0^\infty(\mathbb{R}^d \setminus \mathcal{A})$ implies

$$\int_K \sqrt{w} |\widehat{g}| \leq \left(\int_K w \right)^{1/2} \|g\|_2 \leq \max_K(w) \left(\int_K 1 \right) \|g\|_2.$$

Thus $\widehat{\mathcal{L}_2 g} \in L_{loc}^1(\mathbb{R}^d \setminus \mathcal{A})$ and $(\mathcal{L}_2 g)_F = \sqrt{w}\widehat{g}$.

Part 2 $\int \frac{|(\mathcal{L}_2 g)_F|^2}{w} = \|\widehat{g}\|_2 = \|g\|_2$ so $\mathcal{L}_2 : L^2 \rightarrow X_{1/w}^0$.

Part 3 \mathcal{L}_2 is an isometry since $|\mathcal{L}_2 g|_{1/w,0} = \left(\int \frac{|(\mathcal{L}_2 g)_F|^2}{w} \right)^{1/2} = \|g\|_2$. Thus $\mathcal{L}_2 : L^2 \rightarrow X_{1/w}^0$ is an isometry and clearly $\mathcal{L}_2 g = 0$ implies $g = 0$.

Part 4 Linearity in the seminorm sense is true since

$$\begin{aligned} & |\mathcal{L}_2(\lambda_1 g_1 + \lambda_2 g_2) - \mathcal{L}_2(\lambda_1 g_1) - \mathcal{L}_2(\lambda_2 g_2)|_{1/w,0} \\ &= \int \frac{|(\mathcal{L}_2(\lambda_1 g_1 + \lambda_2 g_2) - \mathcal{L}_2(\lambda_1 g_1) - \mathcal{L}_2(\lambda_2 g_2))_F|^2}{w} \\ &= \int \frac{|\sqrt{w}(\lambda_1 g_1 + \lambda_2 g_2)^\wedge - \sqrt{w}(\lambda_1 g_1)^\wedge - \sqrt{w}(\lambda_2 g_2)^\wedge|^2}{w} \\ &= 0. \end{aligned}$$

Part 5

$$|\tau_a \mathcal{L}_2 g - \mathcal{L}_2 \tau_a g|_{1/w,0}^2 = \int \frac{|(\tau_a \mathcal{L}_2 g - \mathcal{L}_2 \tau_a g)_F|^2}{w} = \int \frac{|(\tau_a \mathcal{L}_2 g)_F - (\mathcal{L}_2 \tau_a g)_F|^2}{w}.$$

But from part 1, $(\mathcal{L}_2 g)_F = \sqrt{w}\widehat{g}$ on $\mathbb{R}^d \setminus \mathcal{A}$. Hence on $\mathbb{R}^d \setminus \mathcal{A}$

$$(\mathcal{L}_2 \tau_a g)_F = \sqrt{w} \widehat{\tau_a g} = e^{-ia\xi} \sqrt{w} \widehat{g} = e^{-ia\xi} (\mathcal{L}_2 g)_F,$$

and since $(\tau_a \mathcal{L}_2 g)^\wedge = e^{-ia\xi} (\mathcal{L}_2 g)^\wedge$, it follows that

$$(\tau_a \mathcal{L}_2 g)_F = e^{-ia\xi} (\mathcal{L}_2 g)_F,$$

and therefore $(\tau_a \mathcal{L}_2 g)_F = (\mathcal{L}_2 \tau_a g)_F$. ■

The following theorem indicates how the operators $\mathcal{L}_2 : L^2 \rightarrow X_{1/w}^0$ and $\mathcal{M} : X_{1/w}^0 \rightarrow L^2$ interact.

Theorem 438 *Suppose the weight function w is a member of $W_{S;0}$. Then:*

1. $\mathcal{M}\mathcal{L}_2 = I$ on L^2 .
2. $\mathcal{L}_2 \mathcal{M}u - u \in (S'_A)^\vee$ when $u \in X_{1/w}^0$ i.e. $|\mathcal{L}_2 \mathcal{M}u - u|_{1/w,0} = 0$.
3. $\mathcal{M} : X_{1/w}^0 \rightarrow L^2$ is onto.
4. $\mathcal{L}_2 : L^2 \rightarrow X_{1/w}^0$ is onto in the seminorm sense.
5. \mathcal{M} and \mathcal{L}_2 are adjoints.

Proof. Part 1 By definition $\widehat{\mathcal{M}u} = \frac{u_F}{\sqrt{w}} \in L^2$ when $u \in X_{1/w}^0$. From the proof of Theorem 437 $(\mathcal{L}_2 f)_F = \sqrt{w}f$. Thus from the definition of \mathcal{M} , for $f \in L^2$

$$(\mathcal{M}\mathcal{L}_2 f)^\wedge = \frac{(\mathcal{L}_2 f)_F}{\sqrt{w}} = \frac{\sqrt{w}f}{\sqrt{w}} = \widehat{f},$$

and so $\mathcal{M}\mathcal{L}_2 = I$ on L^2 .

376 9. The spaces $X_{1/w}^0$, $\widehat{X}_{1/w}^0$ and the bounded linear functionals on X_w^0

Part 2 If $u \in X_{1/w}^0$ then $\mathcal{L}_2 \mathcal{M}u \in X_{1/w}^0$ and $(\mathcal{L}_2 \mathcal{M}u)_F = \sqrt{w} \widehat{\mathcal{M}}u = u_F$. Thus

$$\|\mathcal{L}_2 \mathcal{M}u - u\|_{1/w,0}^2 = \int \frac{|(\mathcal{L}_2 \mathcal{M}u - u)_F|^2}{w} = 0,$$

and $\mathcal{L}_2 \mathcal{M}u - u \in (S'_{\mathcal{A}})^\vee$.

Parts 3 and 4 The equation $\mathcal{M}\mathcal{L}_2 = I$ implies \mathcal{M} is onto and $\mathcal{L}_2 \mathcal{M}u - u \in (S'_{\mathcal{A}})^\vee$ when $u \in X_{1/w}^0$ implies that \mathcal{L}_2 are onto.

Part 5 Regarding adjointness, suppose $u \in X_{1/w}^0$ and $g \in L^2$. Then from Theorem 437 $(\mathcal{L}_1 g)_F = \sqrt{w} \widehat{g}$ and from Definition 414, $\widehat{\mathcal{M}}u = \frac{u_F}{\sqrt{w}}$. Thus

$$(\mathcal{L}_2 g, u)_{1/w,0} = \int \frac{1}{w} (\mathcal{L}_2 g)_F \overline{u_F} = \int \frac{1}{w} \sqrt{w} \widehat{g} \overline{u_F} = \int \widehat{g} \frac{\overline{u_F}}{\sqrt{w}} = \int \widehat{g} \overline{\widehat{\mathcal{M}}u} = (\widehat{g}, \widehat{\mathcal{M}}u)_2 = (g, \mathcal{M}u)_2.$$

■

Since L^2 is complete, the mappings of the previous theorem will yield the following important result:

Corollary 439 *If the weight function $w \in W_{S;0}$ then in general $X_{1/w}^0$ is a semi-Hilbert space. Indeed, $X_{1/w}^0$ is a Hilbert space iff \mathcal{A} is empty.*

Proof. By Theorem 437 \mathcal{M} is isometric. Hence if $\{u_k\}$ is Cauchy in $X_{1/w}^0$ then $\{\mathcal{M}u_k\}$ is Cauchy in L^2 and so $\mathcal{M}u_k \rightarrow u$ for some $u \in L^2$ since L^2 is complete. From part 2 Lemma 413 the seminorm for $X_{1/w}^0$ has null space $(S'_{\mathcal{A}})^\vee$. Hence by Theorem 438 $\mathcal{L}_2 \mathcal{M}u_k = u_k \rightarrow \mathcal{L}_2 u \in X_{1/w}^0$, as required.

Clearly \mathcal{A} is empty iff $S'_{\mathcal{A}} = \{0\}$ iff $(S'_{\mathcal{A}})^\vee = \{0\}$. ■

Combining Corollary 429 and Corollary 439 we have:

Theorem 440 *Suppose the weight function w has property 9.14 or is a member of $W_{S;0}$.*

Then $X_{1/w}^0$ is a semi-Hilbert space or a Hilbert space. Further, $X_{1/w}^0$ is a Hilbert space iff \mathcal{A} is empty.

9.2.5 Examples of weight functions in $W_{S;0}$ and the corresponding spaces $S_{w,0}$

We start by considering a class of radial basis functions which satisfy 9.14 but which also lie in $W_{S;0}$. Then it is shown that the **tensor product extended B-spline and central difference weight functions are of type $W_{S;0}$** and we characterize the spaces $S_{w,0}$.

Weight functions such that $w|\cdot|^{2m} \in L^1_{loc}$

Definition 441 Radial-like weight functions *We say that a weight function is radial-like if $w \in W_{01}$, $w|\cdot|^{2m} \in L^1_{loc}$ for some integer $m \geq 0$, and for some $\tau \geq 0$,*

$$\int_{|\cdot| \geq r} \frac{w}{|\cdot|^{2\tau}} < \infty. \quad (9.22)$$

This class of weight functions includes the Sobolev splines $w = (1 + |\cdot|^2)^\nu$ of Example 11 and the weight functions introduced in Examples 12 and 13.

We first consider separately the simplest case $m = 0$. Here it turns out that $S_{w,0} = S$. Indeed:

Theorem 442 Radial-like weight functions with $m = 0$. *Suppose the weight function w is radial-like i.e. it satisfies Definition 441 for $m = 0$. Then $S_{w,0} = S$ and $w \in W_{S;0}$. Further*

$$\int w |\phi|^2 \leq \left(\int_{|\cdot| \leq r} w \right) \|\phi\|_\infty^2 + \lceil \tau \rceil! \left(\int_{|\cdot| \geq r} \frac{w}{|\cdot|^{2\tau}} \right) \sum_{|\alpha| = \lceil \tau \rceil} \frac{1}{\alpha!} \|\xi^\alpha \phi\|_\infty^2.$$

Proof. If $\phi \in S$ then

$$\begin{aligned}
 \int w |\phi|^2 &= \int_{|\cdot| \leq r} w |\phi|^2 + \int_{|\cdot| \geq r} w |\phi|^2 \\
 &\leq \left(\int_{|\cdot| \leq r} w \right) \|\phi\|_\infty^2 + \int_{|\cdot| \geq r} w |\phi|^2 \\
 &= \left(\int_{|\cdot| \leq r} w \right) \|\phi\|_\infty^2 + \int_{|\cdot| \geq r} \frac{w}{|\cdot|^{2\tau}} |\cdot|^{2\tau} |\phi|^2 \\
 &\leq \left(\int_{|\cdot| \leq r} w \right) \|\phi\|_\infty^2 + \int_{|\cdot| \geq r} \frac{w}{|\cdot|^{2\tau}} |\cdot|^{2\lceil \tau \rceil} |\phi|^2 \\
 &\leq \left(\int_{|\cdot| \leq r} w \right) \|\phi\|_\infty^2 + \left(\int_{|\cdot| \geq r} \frac{w}{|\cdot|^{2\tau}} \right) \left\| |\cdot|^{2\lceil \tau \rceil} |\phi|^2 \right\|_\infty \\
 &= \left(\int_{|\cdot| \leq r} w \right) \|\phi\|_\infty^2 + \lceil \tau \rceil! \left(\int_{|\cdot| \geq r} \frac{w}{|\cdot|^{2\tau}} \right) \left\| \frac{|\cdot|^{2\lceil \tau \rceil}}{\lceil \tau \rceil!} |\phi|^2 \right\|_\infty \\
 &= \left(\int_{|\cdot| \leq r} w \right) \|\phi\|_\infty^2 + \lceil \tau \rceil! \left(\int_{|\cdot| \geq r} \frac{w}{|\cdot|^{2\tau}} \right) \left\| \sum_{|\alpha|=\lceil \tau \rceil} \frac{\xi^{2\alpha}}{\alpha!} |\phi|^2 \right\|_\infty \\
 &\leq \left(\int_{|\cdot| \leq r} w \right) \|\phi\|_\infty^2 + \lceil \tau \rceil! \left(\int_{|\cdot| \geq r} \frac{w}{|\cdot|^{2\tau}} \right) \sum_{|\alpha|=\lceil \tau \rceil} \frac{1}{\alpha!} \left\| \xi^{2\alpha} |\phi|^2 \right\|_\infty \\
 &= \left(\int_{|\cdot| \leq r} w \right) \|\phi\|_\infty^2 + \lceil \tau \rceil! \left(\int_{|\cdot| \geq r} \frac{w}{|\cdot|^{2\tau}} \right) \sum_{|\alpha|=\lceil \tau \rceil} \frac{1}{\alpha!} \|\xi^\alpha \phi\|_\infty^2.
 \end{aligned}$$

Hence $S_{w,0} = S$ and $w \in W_{S;0}$. ■

We now consider the weight functions of Definition 441 when $m > 0$. The next theorem illustrates the interplay between the pointwise properties used to define property W01 and the integration conditions 9.14 required by our Hilbert space techniques.

Theorem 443 Radial-like weight functions with $m > 0$. Suppose the weight function w satisfies Definition 441 with $m \geq 1$. Then:

1. $w \in L_{loc}^1(\mathbb{R}^d \setminus 0)$.
2. $w |\cdot|^{2m} \in L_{loc}^1$.
3. w is a function in $S'_{0,2m}$. Indeed $w \in L_{loc}^1(\mathbb{R}^d \setminus 0)$ and has polynomial (slow) increase at infinity i.e. 9.22 holds for some $\tau \geq 0$. Further, w can be extended (non-uniquely) to S' .

Regarding the set \mathcal{A} used to define the weight property W01:

4. If $w \in C^{(0)}(B(0; r))$ and $0 < 2m + 2s < d$ then 0 is an isolated point of \mathcal{A} .
5. If $w \in C^{(0)}(\overline{B(0; r)})$ and $2m + 2s \leq 0$ then $\mathcal{A} \cap \overline{B(0; r)}$ is empty.

Proof. ?? FINISH!. ■

Remark 444 Part 3 is analogous to the definition of a function in S' e.g. Definition 2.8.3(a) Vladimirov [59] which requires that $w \in L_{loc}^1$ and has polynomial (slow) increase at infinity.

Part 2 of the last theorem shows that the weight function w satisfies Definition 441 and so we can define the operator \mathcal{L}_1 without using the lemma below!

The next theorem will characterize the space $S_{w,0}$ in terms of the spaces $S_{0,n}$. However, all the work will be done by the next lemma.

Lemma 445 Suppose $\sigma \geq 0$ and $\phi \in S(\mathbb{R}^d)$. Let n be the smallest integer such that $2n > 2\sigma - d$ and $n \geq 0$.

Then: $\int_{|\cdot| \leq 1} \frac{|\phi|^2}{|\cdot|^{2\sigma}} < \infty$ iff $\phi \in S_{\emptyset, n}$.

Further, if $\int_{|\cdot| \leq 1} \frac{|\phi|^2}{|\cdot|^{2\sigma}} < \infty$ then

$$\int_{|\cdot| \leq 1} \frac{|\phi|^2}{|\cdot|^{2\sigma}} \leq k_\sigma \left(\sum_{|\beta|=n} \|D^\beta \phi\|_\infty \right)^2, \tag{9.23}$$

where

$$k_\sigma = \int_{|\cdot| \leq 1} \frac{1}{|\cdot|^{2\sigma-2n}} = \frac{2}{2n - 2\sigma + d + 1} \frac{(\sqrt{\pi}/2)^{d/2}}{\Gamma(d/2)}. \tag{9.24}$$

Proof. First suppose $\phi \in S_{\emptyset, n}$. Then by part 1 Theorem 423, $|\phi|^2 \in S_{\emptyset, 2n}$ and by 9.12 there exists a constant $C_{\phi, 2n} \geq 0$ such that $|\phi(x)|^2 \leq C_{\phi, 2n} |x|^{2n}$ when $|x| \leq 1$. Hence $\int_{|\cdot| \leq 1} \frac{|\phi|^2}{|\cdot|^{2\sigma}} \leq C_{\phi, 2n} \int_{|\cdot| \leq 1} \frac{1}{|\cdot|^{2\sigma-2n}} < \infty$ since we have assumed that $2\sigma - 2n < d$.

To prove that $\int_{|\cdot| \leq 1} \frac{|\phi|^2}{|\cdot|^{2\sigma}} < \infty$ implies $\phi \in S_{\emptyset, n}$ we will split the domain of σ and consider three cases:

Case 1 $0 \leq 2\sigma < d$ Here $n = 0$. This condition means that $\int_{|\cdot| \leq 1} \frac{|\phi|^2}{|\cdot|^{2\sigma}}$ exists for all $\phi \in S_{\emptyset, 0} = S$. Further

$$\int_{|\cdot| \leq 1} \frac{|\phi|^2}{|\cdot|^{2\sigma}} \leq \left(\int_{|\cdot| \leq 1} \frac{1}{|\cdot|^{2\sigma}} \right) \|\phi\|_\infty^2, \quad \phi \in S_{\emptyset, 0}.$$

Case 2 $d \leq 2\sigma < d + 2$ Here $0 \leq 2\sigma - d < 2$ and $n = 1$. If $\phi(0) \neq 0$ then $\int_{|\cdot| \leq 1} \frac{|\phi|^2}{|\cdot|^{2\sigma}} \geq \int_{|\cdot| \leq 1} \frac{|\phi|^2}{|\cdot|^d}$ which diverges. Thus $\phi(0) = 0$ and $\phi \in S_{\emptyset, 1}$. Since we have proved that $\phi \in S_{\emptyset, 1}$ implies $\int_{|\cdot| \leq 1} \frac{|\phi|^2}{|\cdot|^{2\sigma}} < \infty$ and this case is true.

Case 3 $d + 2 \leq 2\sigma$ Here $n \geq 2$ and

$$2n > 2\sigma - d \geq 2n - 2 \geq 2. \tag{9.25}$$

Set $\psi = |\phi|^2$. Using a similar argument to Case 2 we see immediately that

$$\phi(0) = 0 \tag{9.26}$$

Expanding ψ using the Taylor series about the origin we have

$$\psi(x) = \sum_{|\beta| < 2n} \frac{x^\beta}{\beta!} D^\beta \psi(0) + (\mathcal{R}_{2n} \psi)(0, x),$$

where the remainder satisfies the estimate A.19:

$$|(\mathcal{R}_{2n} \psi)(0, x)| \leq |x|^{2n} \sum_{|\beta|=2n} \max_{y \in [0, x]} |(D^\beta \psi)(y)| \leq |x|^{2n} \sum_{|\beta|=2n} \|D^\beta \psi\|_\infty.$$

Thus the definition of n implies that

$$\int_{|\cdot| \leq 1} \frac{|(\mathcal{R}_{2n} \psi)(0, x)|}{|\cdot|^{2\sigma}} \leq \sum_{|\beta|=2n} \|D^\beta \psi\|_\infty \int_{|\cdot| \leq 1} \frac{|\cdot|^{2n}}{|\cdot|^{2\sigma}} < \infty,$$

and so the Taylor polynomial satisfies

$$\int_{|\cdot| \leq 1} \frac{1}{|\cdot|^{2\sigma}} \sum_{|\beta| < 2n} \frac{x^\beta}{\beta!} D^\beta \psi(0) dx < \infty.$$

By considering the odd/even symmetries of the integrand we obtain

$$\begin{aligned} \int_{|\cdot| \leq 1} \frac{1}{|\cdot|^{2\sigma}} \sum_{|\beta| < 2n} \frac{x^\beta}{\beta!} D^\beta \psi(0) dx &= \lim_{\varepsilon \rightarrow 0^+} \sum_{|\beta| < 2n} \frac{D^\beta \psi(0)}{\beta!} \int_{\varepsilon \leq |x| \leq 1} \frac{x^\beta}{|x|^{2\sigma}} dx \\ &= 2^d \lim_{\varepsilon \rightarrow 0^+} \sum_{|\alpha| < n} \frac{D^{2\alpha} \psi(0)}{(2\alpha)!} \int_{\substack{\varepsilon \leq |x| \leq 1 \\ x \geq 0}} \frac{x^{2\alpha}}{|x|^{2\sigma}} dx. \end{aligned} \tag{9.27}$$

The next step is to study these integrals using multivariate spherical polar coordinates e.g. Section 5.43 Adams [4]:

$$x = (\rho, \phi_1, \dots, \phi_{d-1}),$$

where $\rho \geq 0, 0 \leq \phi_i \leq \pi/2$ and

$$\left. \begin{aligned} x_1 &= \rho \sin \phi_1 \sin \phi_2 \dots \sin \phi_{d-1}, \\ x_2 &= \rho \cos \phi_1 \sin \phi_2 \dots \sin \phi_{d-1}, \\ x_3 &= \rho \cos \phi_2 \dots \sin \phi_{d-1}, \\ &\vdots \\ x_d &= \rho \cos \phi_{d-1}. \end{aligned} \right\} \tag{9.28}$$

The volume element is

$$dx = \rho^d \prod_{j=1}^{d-1} (\sin \phi_j)^{j-1} d\rho d\phi,$$

where $d\phi = d\phi_1 \dots d\phi_{d-1}$. We now have

$$\begin{aligned} x^{2\alpha} &= \rho^{2|\alpha|} (\sin \phi_1)^{2\alpha_1} (\cos \phi_1)^{2\alpha_2} \times (\sin \phi_2)^{2(\alpha_1+\alpha_2)} (\cos \phi_2)^{2\alpha_3} \times \\ &\quad \times (\sin \phi_3)^{2(\alpha_1+\alpha_2+\alpha_3)} (\cos \phi_3)^{2\alpha_4} \times \\ &\quad \vdots \\ &\quad \times (\sin \phi_{d-1})^{2(\alpha_1+\dots+\alpha_{d-1})} (\cos \phi_{d-1})^{2\alpha_d}, \end{aligned}$$

so that

$$\begin{aligned} x^{2\alpha} dx &= \rho^{2|\alpha|+d-1} (\sin \phi_1)^{2\alpha_1} (\cos \phi_1)^{2\alpha_2} \times (\sin \phi_2)^{1+2(\alpha_1+\alpha_2)} (\cos \phi_2)^{2\alpha_3} \times \\ &\quad \times (\sin \phi_3)^{2+2(\alpha_1+\alpha_2+\alpha_3)} (\cos \phi_3)^{2\alpha_4} \times \\ &\quad \vdots \\ &\quad \times (\sin \phi_{d-1})^{d-2+2(\alpha_1+\dots+\alpha_{d-1})} (\cos \phi_{d-1})^{2\alpha_d}, \end{aligned}$$

and using the gamma function formula

$$\int_0^{\pi/2} (\sin \phi)^m (\cos \phi)^n d\phi = \frac{\Gamma(\frac{m+1}{2}) \Gamma(\frac{n+1}{2})}{2\Gamma(\frac{m+n}{2} + 1)}, \quad m, n = 0, 1, 2, \dots \tag{9.29}$$

we obtain separated variables

$$\begin{aligned} \int_{\substack{\varepsilon \leq |x| \leq 1 \\ x \geq 0}} \frac{x^{2\alpha}}{|x|^{2\sigma}} dx &= \int_{\varepsilon}^1 \frac{d\rho}{\rho^{2\sigma-2|\alpha|-d+1}} \int_0^{\pi/2} (\sin \phi_1)^{2\alpha_1} (\cos \phi_1)^{2\alpha_2} d\phi_1 \times \\ &\quad \times \int_0^{\pi/2} (\sin \phi_2)^{1+2(\alpha_1+\alpha_2)} (\cos \phi_2)^{2\alpha_3} d\phi_2 \times \dots \\ &\quad \times \int_0^{\pi/2} (\sin \phi_{d-1})^{d-2+2(\alpha_1+\dots+\alpha_{d-1})} (\cos \phi_{d-1})^{2\alpha_d} d\phi_{d-1} \\ &= \int_{\varepsilon}^1 \frac{d\rho}{\rho^{2\sigma-2|\alpha|-d+1}} \frac{\Gamma(\alpha_1 + \frac{1}{2}) \Gamma(\alpha_2 + \frac{1}{2})}{2 \Gamma(\alpha_1 + \alpha_2 + 1)} \frac{\Gamma(\alpha_1 + \alpha_2 + 1) \Gamma(\alpha_3 + \frac{1}{2})}{2 \Gamma(\alpha_1 + \alpha_2 + \alpha_3 + \frac{3}{2})} \times \dots \\ &\quad \times \frac{\Gamma(\alpha_1 + \alpha_2 + \dots + \alpha_{d-1} + \frac{d-1}{2}) \Gamma(\alpha_d + \frac{1}{2})}{2 \Gamma(\alpha_1 + \alpha_2 + \dots + \alpha_d + \frac{d}{2})} \\ &= \int_{\varepsilon}^1 \frac{d\rho}{\rho^{2\sigma-2|\alpha|-d+1}} \frac{\Gamma(\alpha_1 + \frac{1}{2}) \Gamma(\alpha_2 + \frac{1}{2}) \dots \Gamma(\alpha_d + \frac{1}{2})}{2^{d-1} \Gamma(|\alpha| + \frac{d}{2})}. \end{aligned}$$

Now $\Gamma(\frac{1}{2}) = \sqrt{\pi}$ and for $k = 1, 2, 3, \dots$

$$\Gamma\left(k + \frac{1}{2}\right) = \frac{1.3.5 \dots 2k-1}{2^k} \sqrt{\pi} = \frac{(2k)!}{2.4.6 \dots 2k} \frac{\sqrt{\pi}}{2^k} = \frac{(2k)!}{k!} \frac{\sqrt{\pi}}{2^{2k}},$$

so that

$$\int_{\substack{\varepsilon \leq |x| \leq 1 \\ x \geq 0}} \frac{x^{2\alpha}}{|x|^{2\sigma}} dx = \int_{\varepsilon}^1 \frac{d\rho}{\rho^{2\sigma-2|\alpha|-d+1}} \frac{(2\alpha)!}{\alpha! 2^{2|\alpha|}} \pi^{d/2} \frac{1}{2^{d-1} \Gamma(|\alpha| + \frac{d}{2})},$$

and 9.27 becomes

$$\begin{aligned} \int_{|\cdot| \leq 1} \frac{1}{|\cdot|^{2\sigma}} \sum_{|\beta| < 2n} \frac{x^\beta}{\beta!} D^\beta \psi(0) dx &= 2^d \lim_{\varepsilon \rightarrow 0^+} \sum_{|\alpha| < n} \frac{D^{2\alpha} \psi(0)}{(2\alpha)!} \int_{\substack{\varepsilon \leq |x| \leq 1 \\ x \geq 0}} \frac{x^{2\alpha}}{|x|^{2\sigma}} dx \\ &= \lim_{\varepsilon \rightarrow 0^+} \sum_{|\alpha| < n} \frac{D^{2\alpha} \psi(0)}{(2\alpha)!} \int_{\varepsilon}^1 \frac{d\rho}{\rho^{2\sigma-2|\alpha|-d+1}} \frac{(2\alpha)!}{\alpha! 2^{2|\alpha|}} \pi^{\frac{d}{2}} \frac{2^d}{2^{d-1} \Gamma(|\alpha| + \frac{d}{2})} \\ &= \lim_{\varepsilon \rightarrow 0^+} \sum_{|\alpha| < n} \frac{2\pi^{\frac{d}{2}}}{2^{2k} \Gamma(k + \frac{d}{2})} \int_{\varepsilon}^1 \frac{d\rho}{\rho^{2\sigma-2k-d+1}} \frac{D^{2\alpha} \psi(0)}{\alpha!} \\ &= \lim_{\varepsilon \rightarrow 0^+} \sum_{k=1}^{n-1} \sum_{|\alpha|=k} \frac{2\pi^{\frac{d}{2}}}{2^{2k} \Gamma(k + \frac{d}{2})} \int_{\varepsilon}^1 \frac{d\rho}{\rho^{2\sigma-2k-d+1}} \frac{D^{2\alpha} \psi(0)}{\alpha!} \\ &= \lim_{\varepsilon \rightarrow 0^+} \sum_{k=1}^{n-1} \frac{2\pi^{\frac{d}{2}}}{2^{2k} \Gamma(k + \frac{d}{2})} \int_{\varepsilon}^1 \frac{d\rho}{\rho^{2\sigma-2k-d+1}} \sum_{|\alpha|=k} \frac{D^{2\alpha} \psi(0)}{\alpha!} \\ &= \lim_{\varepsilon \rightarrow 0^+} \sum_{k=1}^{n-1} \frac{2\pi^{\frac{d}{2}}}{2^{2k} k! \Gamma(k + \frac{d}{2})} \int_{\varepsilon}^1 \frac{d\rho}{\rho^{2\sigma-2k-d+1}} (|D|^{2k} \psi)(0), \end{aligned}$$

where the last step used the second identity of A.2 in the Appendix.

We now consider two subcases: $2\sigma - d \neq 2, 4, 6, \dots$ and $2\sigma - d = 2, 4, 6, \dots$

Subcase $2\sigma - d \neq 2, 4, 6, \dots$ Here $2\sigma - 2k - d > 0$ for $1 \leq k \leq n-1$ and

$$\int_{\varepsilon}^1 \frac{d\rho}{\rho^{2\sigma-2k-d+1}} = \frac{1}{2\sigma-2k-d} \left(\frac{1}{\varepsilon^{2\sigma-2k-d}} - 1 \right),$$

so that if we set

$$a_k = \frac{\pi^{\frac{d}{2}}}{2^{2k-1} k! \Gamma(k + \frac{d}{2}) (2\sigma - 2k - d)} \left(|D|^{2k} \psi \right) (0), \quad (9.30)$$

then

$$\begin{aligned} \int_{|\cdot| \leq 1} \frac{1}{|\cdot|^{2\sigma}} \sum_{|\beta| < 2n} \frac{x^\beta}{\beta!} D^\beta \psi(0) dx &= \lim_{\varepsilon \rightarrow 0^+} \sum_{k=1}^{n-1} a_k \left(\frac{1}{\varepsilon^{2\sigma-2k-d}} - 1 \right) \\ &= \lim_{\varepsilon \rightarrow 0^+} \sum_{k=1}^{n-1} \frac{a_k}{\varepsilon^{2\sigma-2k-d}} - \sum_{k=1}^{n-1} a_k. \end{aligned} \quad (9.31)$$

It is now not difficult to show that the limit 9.31 exists iff $a_k = 0$ for $1 \leq k \leq n-1$ i.e. iff

$$\left(|D|^{2k} \psi \right) (0) = 0, \quad 1 \leq k \leq n-1.$$

Subcase $2\sigma - d = 2, 4, 6, \dots$ When $k = n-1$, $2\sigma - 2k - d = 0$ and so $2\sigma - d = 2(n-1)$. When $k < n-1$, $2\sigma - 2k - d > 0$. Thus

$$\begin{aligned} &\int_{|\cdot| \leq 1} \frac{1}{|\cdot|^{2\sigma}} \sum_{|\beta| < 2n} \frac{x^\beta}{\beta!} D^\beta \psi(0) dx \\ &= 2 \pi^{\frac{d}{2}} \lim_{\varepsilon \rightarrow 0^+} \sum_{k=1}^{n-1} \frac{1}{2^{2k} k! \Gamma(k + \frac{d}{2})} \int_{\varepsilon}^1 \frac{d\rho}{\rho^{2\sigma-2k-d+1}} \left(|D|^{2k} \psi \right) (0) \\ &= \lim_{\varepsilon \rightarrow 0^+} \left(\sum_{k=1}^{n-2} \frac{\pi^{\frac{d}{2}}}{2^{2k-1} k! \Gamma(k + \frac{d}{2})} \int_{\varepsilon}^1 \frac{d\rho}{\rho^{2\sigma-2k-d+1}} \left(|D|^{2k} \psi \right) (0) + \right. \\ &\quad \left. + \frac{\pi^{\frac{d}{2}}}{2^{2n-3} (n-1)! \Gamma(n-1 + \frac{d}{2})} \int_{\varepsilon}^1 \frac{d\rho}{\rho^{2\sigma-2(n-1)-d+1}} \left(|D|^{2(n-1)} \psi \right) (0) \right) \\ &= \lim_{\varepsilon \rightarrow 0^+} \left(\sum_{k=1}^{n-2} \frac{\pi^{\frac{d}{2}}}{2^{2k-1} k! \Gamma(k + \frac{d}{2})} \int_{\varepsilon}^1 \frac{d\rho}{\rho^{2(n-k)-1}} \left(|D|^{2k} \psi \right) (0) + \right. \\ &\quad \left. + \frac{\pi^{\frac{d}{2}}}{2^{2n-3} (n-1)! \Gamma(n-1 + \frac{d}{2})} \int_{\varepsilon}^1 \frac{d\rho}{\rho} \left(|D|^{2(n-1)} \psi \right) (0) \right) \\ &= \lim_{\varepsilon \rightarrow 0^+} \left(\sum_{k=1}^{n-2} \frac{\pi^{\frac{d}{2}} \left(\frac{1}{\varepsilon^{2(n-k-1)}} - 1 \right)}{2^{2k} k! \Gamma(k + \frac{d}{2}) (n-k-1)} \left(|D|^{2k} \psi \right) (0) + \right. \\ &\quad \left. + \frac{\pi^{\frac{d}{2}} \ln(1/\varepsilon)}{2^{2n-3} (n-1)! \Gamma(n-1 + \frac{d}{2})} \left(|D|^{2(n-1)} \psi \right) (0) \right). \end{aligned}$$

Now if we set

$$b_k = \begin{cases} \frac{\pi^{\frac{d}{2}}}{2^{2k} k! \Gamma(k + \frac{d}{2}) (n-k-1)} \left(|D|^{2k} \psi \right) (0), & k = 1, \dots, n-2, \\ \frac{\pi^{\frac{d}{2}}}{2^{2n-3} (n-1)! \Gamma(n-1 + \frac{d}{2})} \left(|D|^{2(n-1)} \psi \right) (0), & k = n-1, \end{cases}$$

it follows that

$$\begin{aligned} & \int_{|\cdot| \leq 1} \frac{1}{|\cdot|^{2\sigma}} \sum_{|\beta| < 2n} \frac{x^\beta}{\beta!} D^{2\beta} \psi(0) dx \\ &= \begin{cases} \lim_{\varepsilon \rightarrow 0^+} b_{n-1} \ln(1/\varepsilon), & n = 2, \\ \lim_{\varepsilon \rightarrow 0^+} \left(\sum_{k=1}^{n-2} b_k \left(\frac{1}{\varepsilon^{2(n-k-1)}} - 1 \right) + b_{n-1} \ln(1/\varepsilon) \right), & n \geq 3, \end{cases} \\ &= \begin{cases} \lim_{\varepsilon \rightarrow 0^+} b_{n-1} \ln(1/\varepsilon), & n = 2, \\ \lim_{\varepsilon \rightarrow 0^+} \left(\frac{b_1}{\varepsilon^{2(n-2)}} + \frac{b_2}{\varepsilon^{2(n-3)}} + \dots + \frac{b_{n-2}}{\varepsilon^2} + b_{n-1} \ln(1/\varepsilon) \right) - \sum_{k=1}^{n-2} b_k, & n \geq 3, \end{cases} \end{aligned}$$

and these limits exist iff $b_k = 0$ when $1 \leq k \leq n - 1$ i.e.

$$\left(|D|^{2k} \psi \right) (0) = 0, \quad 1 \leq k \leq n - 1. \tag{9.32}$$

Thus the conclusion of these two subcases is the same, namely 9.32. Combining this result with 9.26 we deduce that

$$\left(|D|^{2k} \psi \right) (0) = 0, \quad 0 \leq k \leq n - 1. \tag{9.33}$$

The final step in this proof is to show by induction on $n \geq 2$ that 9.33 implies $\phi \in S_{0,n}$. When $n = 2$ we use 9.33 to deduce that

$$\begin{aligned} 0 &= \left(|D|^2 \psi \right) (0) = \sum_{i=1}^d D_i^2 \psi(0) = \sum_{i=1}^d D_i^2 (\phi \bar{\phi})(0) \\ &= \sum_{i=1}^d \left(2 |D_i \phi(0)|^2 + \phi(0) D_i^2 \bar{\phi}(0) + \overline{\phi(0)} D_i^2 \phi(0) \right) \\ &= \sum_{i=1}^d 2 |D_i \phi(0)|^2, \end{aligned}$$

and so $D_i \phi(0) = 0$ for $i = 1, \dots, d$ i.e. $\phi \in S_{0,n}$ when $n = 2$.

Now assume the result is true for arbitrary n . Then if $|\alpha| = n + 1$, applying Leibniz' theorem gives

$$\begin{aligned} D^{2\alpha} \psi(0) &= \sum_{\beta \leq 2\alpha} \binom{2\alpha}{\beta} (D^\beta \phi)(0) (D^{2\alpha-\beta} \bar{\phi})(0) \\ &= \sum_{\beta < \alpha} \binom{2\alpha}{\beta} (D^\beta \phi)(0) (D^{2\alpha-\beta} \bar{\phi})(0) + \sum_{\beta = \alpha} \binom{2\alpha}{\beta} (D^\beta \phi)(0) (D^{2\alpha-\beta} \bar{\phi})(0) + \\ &\quad + \sum_{\beta > \alpha} \binom{2\alpha}{\beta} (D^\beta \phi)(0) (D^{2\alpha-\beta} \bar{\phi})(0) \\ &= \sum_{\beta < \alpha} \binom{2\alpha}{\beta} (D^\beta \phi)(0) (D^{2\alpha-\beta} \bar{\phi})(0) + \binom{2\alpha}{\alpha} (D^\alpha \phi)(0) (D^\alpha \bar{\phi})(0) + \\ &\quad + \sum_{\beta < \alpha} \binom{2\alpha}{\beta} (D^{2\alpha-\beta} \phi)(0) (D^\beta \bar{\phi})(0) \\ &= \binom{2\alpha}{\alpha} |D^\alpha \phi(0)|^2, \end{aligned}$$

where the last step is valid since $\beta < \alpha$ implies $|\beta| < |\alpha| = n + 1$ and hence $D^\beta \phi(0) = 0$. We now have

$$0 = \left(|D|^{2(n+1)} \psi \right) = \sum_{|\alpha|=n+1} \frac{1}{\alpha!} \binom{2\alpha}{\alpha} |D^\alpha \phi(0)|^2,$$

and so $D^\alpha \phi(0) = 0$ whenever $|\alpha| = n + 1$, which completes the inductive argument.

Finally, we prove inequality 9.23. We now know that if $\int_{|\cdot| \leq 1} \frac{|\phi|^2}{|\cdot|^{2\sigma}} < \infty$ then $\phi \in S_{0,n}$. Thus the Taylor series expansion of Section A.8 can be used to write

$$\phi(x) = (\mathcal{R}_n \phi)(0, x), \quad n = 1, 2, 3, \dots,$$

with remainder estimate A.19:

$$|(\mathcal{R}_n \phi)(0, x)| \leq |x|^n \sum_{|\beta|=n} \max_{y \in [0, x]} |(D^\beta \phi)(y)| \leq |x|^n \sum_{|\beta|=n} \|D^\beta \phi\|_\infty.$$

Hence

$$\begin{aligned} \int_{|\cdot| \leq 1} \frac{|\phi|^2}{|\cdot|^{2\sigma}} &\leq \int_{|\cdot| \leq 1} \frac{|(\mathcal{R}_n \phi)(0, \cdot)|^2}{|\cdot|^{2\sigma}} \leq \left(\int_{|\cdot| \leq 1} \frac{|\cdot|^{2n}}{|\cdot|^{2\sigma}} \right) \left(\sum_{|\beta|=n} \|D^\beta \phi\|_\infty \right)^2 \\ &= \left(\int_{|\cdot| \leq 1} \frac{1}{|\cdot|^{2\sigma-2n}} \right) \left(\sum_{|\beta|=n} \|D^\beta \phi\|_\infty \right)^2, \end{aligned}$$

and we set $k_\sigma = \int_{|\cdot| \leq 1} \frac{1}{|\cdot|^{2\sigma-2n}}$.

Case 1 implies that this inequality also holds for $n = 0$. This proves the estimate 9.23.

Using the spherical polar change of variables 9.28 and the formula 9.29 we obtain $2n > 2\sigma - d$

$$\begin{aligned} \int_{|x| \leq 1} \frac{dx}{|x|^{2\sigma-2n}} &= \int_0^1 \int_{[0, \frac{\pi}{2}]^{d-1}} \frac{1}{\rho^{2\sigma-2n}} \rho^d \prod_{j=1}^{d-1} (\sin \phi_j)^{j-1} d\phi d\rho \\ &= \left(\int_0^1 \rho^{2n-2\sigma+d} d\rho \right) \left(\int_0^{\pi/2} d\phi_1 \right) \left(\int_0^{\pi/2} \sin \phi_2 d\phi_2 \right) \dots \left(\int_0^{\pi/2} (\sin \phi_{d-1})^{d-2} d\phi_{d-1} \right) \\ &= \frac{1}{2n - 2\sigma + d + 1} \left(\int_0^{\pi/2} d\phi_1 \right) \left(\int_0^{\pi/2} \sin \phi_2 d\phi_2 \right) \dots \left(\int_0^{\pi/2} (\sin \phi_{d-1})^{d-2} d\phi_{d-1} \right) \end{aligned}$$

From 9.29

$$\int_0^{\pi/2} (\sin \phi)^m d\phi = \frac{\Gamma(\frac{m+1}{2}) \Gamma(\frac{1}{2})}{2 \Gamma(\frac{m}{2} + 1)},$$

so

$$\begin{aligned} \int_{|x| \leq 1} \frac{dx}{|x|^{2\sigma-2n}} &= \frac{1}{2n - 2\sigma + d + 1} \frac{\Gamma(\frac{1}{2}) \Gamma(\frac{1}{2})}{2 \Gamma(1)} \frac{\Gamma(1) \Gamma(\frac{1}{2})}{2 \Gamma(\frac{3}{2})} \frac{\Gamma(\frac{3}{2}) \Gamma(\frac{1}{2})}{2 \Gamma(2)} \times \dots \\ &\quad \times \frac{\Gamma(\frac{d-1}{2}) \Gamma(\frac{1}{2})}{2 \Gamma(\frac{d}{2})} \\ &= \frac{1}{2n - 2\sigma + d + 1} \frac{1}{2^{d-1}} \frac{\Gamma(\frac{1}{2})^d}{\Gamma(\frac{d}{2})} \\ &= \frac{1}{2n - 2\sigma + d + 1} \frac{1}{2^{d-1}} \frac{\pi^{\frac{d}{2}}}{\Gamma(\frac{d}{2})} \\ &= \frac{2}{2n - 2\sigma + d + 1} \left(\frac{\sqrt{\pi}}{2} \right)^{\frac{d}{2}} \frac{1}{\Gamma(\frac{d}{2})}. \end{aligned}$$

■

Remark 446

1. Does anybody have an easier proof?

2. Since $\sqrt{\pi}/2 < 1$ the constant $\int_{|\cdot| \leq 1} \frac{1}{|\cdot|^{2\sigma-2n}} = \frac{2}{2n-2\sigma+d+1} \frac{(\sqrt{\pi}/2)^{d/2}}{\Gamma(d/2)}$ decreases very rapidly but note that if we wanted to average the right side we would have to divide the equation by $\left(\sum_{|\beta|=n} 1\right)^2 = \binom{d+n-1}{n}^2$ (part 8 of Definition 679 in the Appendix).

The previous lemma considered some consequences of the existence of $\int_{|\cdot| \leq 1} \frac{|\phi|^2}{|\cdot|^{2\sigma}}$. We now use simple scaling arguments to consider $\int_{|\cdot| \leq r} \frac{|\phi|^2}{|\cdot|^{2\sigma}} < \infty$ for any $r > 0$.

Lemma 447 Suppose $r > 0, \sigma \geq 0$ and $\phi \in S(\mathbb{R}^d)$. Let n be the smallest non-negative integer such that $2n > 2\sigma - d$.

Then $\int_{|\cdot| \leq r} \frac{|\phi|^2}{|\cdot|^{2\sigma}} < \infty$ iff $\phi \in S_{0,n}$. Further, if $\int_{|\cdot| \leq r} \frac{|\phi|^2}{|\cdot|^{2\sigma}} < \infty$ then

$$\int_{|\cdot| \leq r} \frac{|\phi|^2}{|\cdot|^{2\sigma}} \leq k_\sigma r^{2n-2\sigma+d} \left(\sum_{|\beta|=n} \|D^\beta \phi\|_\infty \right)^2, \tag{9.34}$$

where k_σ is given by 9.24.

Proof. The previous lemma considered the case $r = 1$ and so $\int_{|\cdot| \leq r} \frac{|\phi|^2}{|\cdot|^{2\sigma}} < \infty$ iff $\int_{|\cdot| \leq 1} \frac{|\phi|^2}{|\cdot|^{2\sigma}} < \infty$ iff $\phi \in S_{0,n}$.

Since $\int_{|\cdot| \leq r} \frac{|\phi|^2}{|\cdot|^{2\sigma}} = r^{d-2\sigma} \int_{|y| \leq 1} \frac{|\phi(ry)|^2}{|y|^{2\sigma}} dy$ we have from the previous lemma

$$\begin{aligned} \int_{|\cdot| \leq r} \frac{|\phi|^2}{|\cdot|^{2\sigma}} &= r^{d-2\sigma} \int_{|y| \leq 1} \frac{|\phi(ry)|^2}{|y|^{2\sigma}} dy = r^{d-2\sigma} \int_{|\cdot| \leq 1} \frac{1}{|\cdot|^{2\sigma-2n}} \left(\sum_{|\beta|=n} \|D^\beta(\phi(ry))\|_\infty \right)^2 \\ &= r^{2n-2\sigma+d} \int_{|\cdot| \leq 1} \frac{1}{|\cdot|^{2\sigma-2n}} \left(\sum_{|\beta|=n} \|D^\beta \phi\|_\infty \right)^2 \\ &= k_\sigma r^{2n-2\sigma+d} \left(\sum_{|\beta|=n} \|D^\beta \phi\|_\infty \right)^2. \end{aligned}$$

■

We now characterize the space $S_{w,0}$ for the weight functions of Example 13 as well as showing that $w \in W_{S,0}$ (Definition 433).

Theorem 448 Suppose the weight function w is from Example 13. Then:

$$S_{w,0} = S_{0,n}, \tag{9.35}$$

where n be the smallest integer such that $n > m - (\frac{d}{2} - s)$ and $n \geq 0$. Set $\sigma = m + s$. Further, $w \in W_{S,0}$ and

$$\int w |\phi|^2 \leq \max \left\{ c_2 k_\sigma r^{2n-2\sigma+d}, \int_{|\cdot| \geq r} \frac{w}{|\cdot|^{2\sigma}} \right\} \left(\left\| (1 + |\cdot|)^{\lceil \tau \rceil} \phi \right\|_\infty + \sum_{|\beta|=n} \|D^\beta \phi\|_\infty \right)^2, \quad \phi \in S_{w,0},$$

where k_σ is given by 9.24.

Proof. The weight function properties are:

$$w(x) = \frac{v(x)}{|x|^{2(m+s)}}, \quad |x| \leq r; \quad 2s < d; \quad 0 < c_1 \leq v(x) \leq c_2,$$

which imply that for $\phi \in S$,

$$\begin{aligned} c_1 \int_{|\cdot| \leq r} \frac{1}{|\cdot|^{2m+2s}} |\phi|^2 &\leq \int_{|\cdot| \leq r} w |\phi|^2 = \int_{|\cdot| \leq r} w |\phi|^2 + \int_{|\cdot| \geq r} w |\phi|^2 \leq \\ &\leq \int_{|\cdot| \leq r} w |\phi|^2 + \int_{|\cdot| \geq r} \frac{w}{|\cdot|^{2\tau}} |\phi|^2 \\ &\leq c_2 \int_{|\cdot| \leq r} \frac{1}{|\cdot|^{2m+2s}} |\phi|^2 + \left(\int_{|\cdot| \geq r} \frac{w}{|\cdot|^{2\tau}} \right) \left\| (1 + |\cdot|)^{\lceil \tau \rceil} \phi \right\|_\infty^2, \end{aligned} \tag{9.36}$$

and so $\phi \in S_{w,0}$ iff $\int_{|\cdot| \leq r} \frac{1}{|\cdot|^{2m+2s}} |\phi|^2 < \infty$. But by Lemma 447, $\int_{|\cdot| \leq r} \frac{1}{|\cdot|^{2m+2s}} |\phi|^2 < \infty$ iff $\phi \in S_{\emptyset,n}$ and we can conclude that $S_{\emptyset,n} = S_{w,0}$.

Using 9.34, 9.36 becomes

$$\begin{aligned} \int w |\phi|^2 &\leq c_2 k_\sigma r^{2n-2\sigma+d} \left(\sum_{|\beta|=n} \|D^\beta \phi\|_\infty \right)^2 + \left(\int_{|\cdot| \geq r} \frac{w}{|\cdot|^{2\tau}} \right) \left\| (1 + |\cdot|)^{\lceil \tau \rceil} \phi \right\|_\infty^2 \\ &\leq \max \left\{ c_2 k_\sigma r^{2n-2\sigma+d}, \int_{|\cdot| \geq r} \frac{w}{|\cdot|^{2\tau}} \right\} \left(\left\| (1 + |\cdot|)^{\lceil \tau \rceil} \phi \right\|_\infty + \sum_{|\beta|=n} \|D^\beta \phi\|_\infty \right)^2. \end{aligned}$$

■

Remark 449 ?? When is $w_1 S_{w,0} \subset S$ where $w_1^2 = w$ and $w_1 \in ??$ etc.?

Lemma 450 Suppose $\phi \in S$ and $n \geq 1$ is an integer. Then $\phi \in S_{\emptyset,n}$ iff

$$\phi(x) = n \sum_{|\beta|=n} \frac{x^\beta}{\beta!} \int_0^1 (1-t)^{n-1} (D^\beta \phi)(tx) dt. \tag{9.37}$$

Proof. If $\phi \in S_{\emptyset,n}$ then the Taylor series expansion of ϕ about the origin

$$\phi(x) = \sum_{|\beta| < n} \frac{x^\beta}{\beta!} D^\beta \phi(0) + n \sum_{|\beta|=n} \frac{x^\beta}{\beta!} \int_0^1 (1-t)^{n-1} (D^\beta \phi)(tx) dt,$$

yields 9.37. On the other hand, if 9.37 holds then $\sum_{|\beta| < n} \frac{x^\beta}{\beta!} D^\beta \phi(0) = 0$ is true for all x and so $D^\beta \phi(0) = 0$ when $|\beta| < n$ i.e. $\phi \in S_{\emptyset,n}$. ■

??? The next theorem is a **FAILED ATTEMPT** at an analogue of Theorem 466.

Theorem 451 Suppose the weight function w is from Example 13 and $n \geq 1$.

1. Suppose also that $(w_1(x))^2 := w(x)$ and $1/w_1 \in C_{BP}^\infty$. Then $\frac{1}{w_1} S \subset S_{w,0}$.

2. **FAILED!** If, in addition, $w_1(x) x^\beta \in S$ when $|\beta| = n$ then $S_{w,0} = \frac{1}{w_1} S$.

Proof. Part 1 Clearly $\frac{1}{w_1} S \subset S$ so that if $\phi = \frac{1}{w_1} \psi$ for some $\psi \in S$ then $\int w |\phi|^2 = \int |\psi|^2 < \infty$ and $\frac{1}{w_1} S \subset S_{w,0}$.

Part 2 On the other hand, assume $\phi \in S_{w,0}$. Now Theorem 448 implies $S_{w,0} = S_{\emptyset,n}$ and so $\phi \in S_{\emptyset,n}$.

$$(w_1 \phi)(x) = n \sum_{|\beta|=n} \frac{w_1(x) x^\beta}{\beta!} \int_0^1 (1-t)^{n-1} (D^\beta \phi)(tx) dt \in S.$$

?? **HOWEVER** the assumptions $1/w_1 \in C_{BP}^\infty$ and $w_1(x) x^\beta \in S$ when $|\beta| = n$ are incompatible. Indeed $w_1(x) x^\beta \in S$ when $|\beta| = n$ implies $w|\cdot|^{2n} \in S$ and $1/w_1 \in C_{BP}^\infty$ implies $1/w \in C_{BP}^\infty$. Thus $|\cdot|^{2n} \in \frac{1}{w} S \subset C_{BP}^\infty \cdot S \subset S$ which is a contradiction. ■

The extended B-splines

Here we are compelled to use more general extended B-splines here, namely those with weight functions $w(\xi) = \frac{\xi^{2\nu}}{\sin^{2\lambda} \xi}$ with multi-index parameters λ and ν satisfying $\lambda \geq \nu \geq 1$. Here $\sin^{2\lambda} \xi := (\sin^{2\lambda_k} \xi_k) = (\sin \xi_k)^{2\lambda}$.

Definition 452 *The spaces $S_{\otimes, \alpha}(\{\mathbf{0}\}), S_{\otimes, \alpha}(\{x\})$ and $S_{\otimes, \alpha}(\mathcal{K})$.*

For any multi-index α ,

$$S_{\otimes, \alpha}(\{\mathbf{0}\}) = S_{\otimes, \alpha}(\mathbf{0}) = \begin{cases} S, & \alpha = \mathbf{0}, \\ \{\phi \in S : (D_k^n \phi)(x', 0_k, x'') = 0, \quad (x', x'') \in \mathbb{R}^{d-1}, n < \alpha_k, \forall k\}, & \alpha \neq \mathbf{0}. \end{cases}$$

$S_{\otimes, \alpha}$ is endowed with the subspace topology induced by S , and $S'_{\otimes, \alpha}$ denotes the corresponding bounded linear functionals on $S_{\otimes, \alpha}$.

For an arbitrary point

$$\phi \in S_{\otimes, \alpha}(x) := S_{\otimes, \alpha}(\{x\}) \text{ iff } \phi(\cdot + x) \in S_{\otimes, \alpha}(\mathbf{0}).$$

More generally, for any set $\Sigma \subset \mathbb{R}^d$ without a finite cluster point,

$$S_{\otimes, \alpha}(\mathcal{K}) = \bigcap_{x \in \Sigma} S_{\otimes, \alpha}(\{x\}).$$

Lemma 453

1. If $\phi \in S_{\otimes, \alpha}(\mathcal{K})$ then $D^\beta \phi \in S_{\otimes, \alpha-\beta}(\mathcal{K})$ when $\beta \leq \alpha$.
2. If $\phi \in S_{\otimes, \alpha}(\mathbf{0})$ then $x^\beta \phi \in S_{\otimes, \alpha+\beta}(\mathbf{0})$.
3. If $\phi \in S$ and $\beta \leq \alpha$ then $\phi \in S_{\otimes, \alpha-\beta}(\mathbf{0})$ iff $x^\beta \phi \in S_{\otimes, \alpha}(\mathbf{0})$.
This can be expressed as $S_{\otimes, \alpha-\beta}(\mathbf{0}) = S \cap x^{-\beta} S_{\otimes, \alpha}(\mathbf{0})$.

4. If $z_+ \cdot > \mathbf{0}$ and $\phi \in S$ then $\phi \in S_{\otimes, \alpha-\beta}(\{z\})$ iff $x^\beta \phi \in S_{\otimes, \alpha}(\{z\})$.
This can be expressed as $S_{\otimes, \alpha}(\{z\}) = S \cap x^{-\beta} S_{\otimes, \alpha}(\{z\})$.

Parts 3 and 4 can be generalized to:

5. Suppose $\phi \in S, z \in \mathbb{R}^d$ and $\alpha \geq (z \ \& \ \mathbf{0}) \cdot \beta$ where

$$(z \ \& \ \mathbf{0})_i := \begin{cases} 1, & \text{if } z_i = 0, \\ 0, & \text{if } z_i \neq 0. \end{cases}$$

Then $x^\beta \phi \in S_{\otimes, \alpha}(\{z\})$ iff $\phi \in S_{\otimes, \alpha-(z \ \& \ \mathbf{0}) \cdot \beta}(\{z\})$.

This can be expressed as $S_{\otimes, \alpha-(z \ \& \ \mathbf{0}) \cdot \beta}(\{z\}) = S \cap x^{-\beta} S_{\otimes, \alpha}(\{z\})$.

6. If $f \in C_{BP}^\infty$ and $\phi \in S_{\otimes, \alpha}(\mathcal{K})$ then $f\phi \in S_{\otimes, \alpha}(\mathcal{K})$. Also $f, \phi \in S_{\otimes, \alpha}(\mathcal{K})$ implies $f\phi \in S_{\otimes, \alpha}(\mathcal{K})$.

Proof. Part 1 Follows directly from the definition of $S_{\otimes, \alpha}(\mathcal{K})$.

Part 2 Use 1-dimensional binomial theorem.

Part 3 From part 2, $\phi \in S_{\otimes, \alpha-\beta}(\mathbf{0})$ implies $x^\beta \phi \in S_{\otimes, \alpha}(\mathbf{0})$.

Conversely, suppose $x^\beta \phi \in S_{\otimes, \alpha}(\mathbf{0})$. Now

$$\begin{aligned} D_k^m(x^\beta \phi) &= \sum_{n=0}^m \binom{m}{n} (D_k^n x^\beta) D_k^{m-n} \phi = \sum_{n=0}^{\min\{\beta_k, m\}} \binom{m}{n} (D_k^n x^\beta) D_k^{m-n} \phi \\ &= \sum_{n=0}^{\min\{\beta_k, m\}} \binom{m}{n} \frac{\beta_k!}{(\beta_k - n)!} x^{\beta - n e_k} D_k^{m-n} \phi, \end{aligned} \tag{9.38}$$

and we consider three cases:

Case $m < \beta_k < \alpha_k$ Here

$$D_k^m (x^\beta \phi) = \sum_{n=0}^m \binom{m}{n} \frac{\alpha_k!}{(\alpha_k - n)!} x^{\beta - n \mathbf{e}_k} D_k^{m-n} \phi,$$

so

$$\sum_{n=0}^m \binom{m}{n} \frac{\alpha_k!}{(\alpha_k - n)!} x^{\beta - n \mathbf{e}_k} (D_k^{m-n} \phi) (x', 0_k, x'') = 0,$$

and hence $x^\beta \phi \in S_{\otimes, \alpha}(\mathbf{0})$ supplies no new information.

Case $m = \beta_k < \alpha_k$ In this case 9.38 becomes

$$D_k^m (x^\beta \phi) = \sum_{n=0}^{\beta_k} \binom{\beta_k}{n} \frac{\beta_k!}{(\beta_k - n)!} x^{\beta - n \mathbf{e}_k} D_k^{\beta_k - n} \phi,$$

and hence $x^\beta \phi \in S_{\otimes, \alpha}(\mathbf{0})$ implies

$$0 = D_k^m (x^\beta \phi) (x', 0_k, x'') = \beta_k! (x')^{\beta'} (x'')^{\beta''} \phi (x', 0_k, x''),$$

i.e.

$$\phi (x', 0_k, x'') = 0, \quad \forall x.$$

Case $\beta_k < m < \alpha_k$ Observe that 9.38 is now

$$D_k^m (x^\beta \phi) = \sum_{n=0}^{\beta_k} \binom{m}{n} \frac{\beta_k!}{(\beta_k - n)!} x^{\beta - n \mathbf{e}_k} D_k^{m-n} \phi,$$

and so $x^\beta \phi \in S_{\otimes, \alpha}(\mathbf{0})$ implies

$$\begin{aligned} 0 &= D_k^m (x^\beta \phi) (x', 0_k, x'') \\ &= \sum_{n=0}^{\beta_k} \binom{m}{n} \frac{\beta_k!}{(\beta_k - n)!} (x', 0_k, x'')^{\beta - n \mathbf{e}_k} (D_k^{m-n} \phi) (x', 0_k, x'') \\ &= \binom{m}{\beta_k} \frac{\beta_k!}{(\beta_k - \beta_k)!} (x', 0_k, x'')^{\beta - \beta_k \mathbf{e}_k} (D_k^{m - \beta_k} \phi) (x', 0_k, x'') \\ &= \binom{m}{\beta_k} \beta_k! (x')^{\beta'} (x'')^{\beta''} (D_k^{m - \beta_k} \phi) (x', 0_k, x''), \end{aligned}$$

which means that $(D_k^{m - \beta_k} \phi) (x', 0_k, x'') = 0$ when $\beta_k < m < \alpha_k$ i.e.

$$(D_k^m \phi) (x', 0_k, x'') = 0, \quad 0 < m < \alpha_k.$$

The the second and third cases now yield

$$(D_k^m \phi) (x', 0_k, x'') = 0, \quad 0 \leq m < \alpha_k,$$

so that $\phi \in S_{\otimes, \alpha - \beta}(\mathbf{0})$, as claimed.

Part 4 ?? FINISH!

Part 5 ?? FINISH! Approach: since $z \neq \mathbf{0}$ and $z_+ > \mathbf{0}$ we can permute z so that it has the form $(\mathbf{0}', z'')$ where $z''_+ > \mathbf{0}$. Now apply parts 3 and 4.

Part 6 Note that $f \phi \in S$. ■

Lemma 455 is based on the following result which we supply without proof.

Lemma 454 Suppose p is a polynomial of degree at most $n - 1$ on \mathbb{R}^1 . Then the integral $\lim_{\varepsilon \rightarrow 0^+} \int_{\varepsilon}^1 \frac{p(x)}{x^n} dx$ exists iff $p = 0$.

Lemma 455 Suppose $m \geq 1$ is an integer and $\phi \in S(\mathbb{R}^d)$. Then:

1. If

$$\int_0^1 \frac{\phi(b', x_k, b'')}{x_k^{2m}} dx_k, \tag{9.39}$$

exists a.e. for $b = (b', b'') \in \mathbb{R}^{d-1}$ it follows that 9.39 exists for all $b \in \mathbb{R}^{d-1}$ and that $(D_k^n \phi)(b', 0, b'') = 0$ for $n < 2m$ and all $b \in \mathbb{R}^{d-1}$.

2. The integral 9.39 exists for some $b = (b', b'') \in \mathbb{R}^{d-1}$ iff $(D_k^n \phi)(b', 0, b'') = 0$ for $n < 2m$.

Proof. Part 1 Set $\psi_b(s) = \phi(b', s, b'')$. Hence $\psi_b \in S(\mathbb{R}^1)$ for any b . Assume $\lim_{\varepsilon \rightarrow 0^+} \int_\varepsilon^1 \frac{\psi_b(s)}{s^{2m}} ds$ exists for some b . Now using the Taylor series expansion with remainder A.21 we have for $\varepsilon > 0$

$$\begin{aligned} \int_\varepsilon^1 \frac{\psi_b(s)}{s^{2m}} ds &= \int_\varepsilon^1 \frac{\sum_{k=0}^{2m-1} \frac{s^k}{k!} D^k \psi_b(0) + \frac{s^{2m}}{2m!} (D^{2m} \psi_b)(t(s)s)}{s^{2m}} ds \\ &= \int_\varepsilon^1 \frac{\sum_{k=0}^{2m-1} \frac{s^k}{k!} D^k \psi_b(0)}{s^{2m}} ds + \frac{1}{(2m)!} \int_\varepsilon^1 (D^{2m} \psi_b)(t(s)s) ds, \end{aligned} \tag{9.40}$$

where $0 < t(s) < 1$. Since $D^{2m} \psi_b$ is bounded the last integral exists and Lemma 454 implies $D^k \psi_b(0) = 0$ for $k < 2m$ and

$$\begin{aligned} \int_0^1 \frac{\psi_b(s)}{s^{2m}} ds &= \frac{1}{(2m)!} \int_0^1 (D^{2m} \psi_b)(t(s)s) ds \\ &= \frac{1}{(2m)!} \int_0^1 (D_k^{2m} \psi)(b', t(s)s, b'') ds. \end{aligned}$$

But the last term is a continuous function of b so 9.39 exists for all b and $(D_k^n \phi)(b', 0, b'') = 0$ for $n < 2m$ and all $b \in \mathbb{R}^{d-1}$.

Part 2 An easy consequence of part 1. ■

Lemma 456 Suppose $\phi \in S_{\otimes, \alpha}(0)$. Then:

1. If $\alpha \geq 1$ then there exist functions $t_k : \mathbb{R}^d \rightarrow (0, 1)$ such that

$$\phi(\xi) = \left\{ \begin{array}{l} \frac{\xi^\alpha}{\alpha!} (D^\alpha \phi)(t_1(\xi)\xi_1, \dots, t_d(\xi)\xi_d), \\ \frac{\xi^\alpha}{\alpha!} (D^\alpha \phi)(t(\xi).\xi), \end{array} \right\}, \quad \xi \in \mathbb{R}^d. \tag{9.41}$$

2. If $0 \leq \delta \leq 1$ and $\alpha \geq 1$ there exist functions $t_k : \mathbb{R}^d \rightarrow (0, 1]$ such that $t_k = 1$ when $\delta_k = 0$ and $t_k : \mathbb{R}^d \rightarrow (0, 1)$ when $\delta_k = 1$, and such that

$$\phi(\xi) = \frac{\xi^{\alpha.\delta}}{(\alpha.\delta)!} (D^{\alpha.\delta} \phi)(t_1(\xi)\xi_1, \dots, t_d(\xi)\xi_d), \quad \xi \in \mathbb{R}^d, \tag{9.42}$$

where $.$ is the component-wise product.

3. If $\alpha \geq 0$ then there exist functions $t_k : \mathbb{R}^d \rightarrow (0, 1]$ such that $t_k = 1$ when $\alpha_k = 0$ and $t_k : \mathbb{R}^d \rightarrow (0, 1)$ when $\alpha_k > 0$, and such that

$$\phi(\xi) = \frac{\xi^\alpha}{\alpha!} (D^\alpha \phi)(t_1(\xi)\xi_1, \dots, t_d(\xi)\xi_d), \quad \xi \in \mathbb{R}^d. \tag{9.43}$$

Proof. Part 1 For successive coordinates $\xi_1, \xi_2, \xi_3, \dots$ we use the Taylor series expansion with remainder A.21 about zero. Since $\phi \in S_{\otimes, \alpha}(0)$, for the first coordinate there exists a function $0 < t_1(\xi) < 1$ such that

$$\phi(\xi_1, \xi') = \sum_{k < \alpha_1} \frac{\xi_1^k}{k!} D_1^k \phi(0, \xi') + \frac{\xi_1^{\alpha_1}}{\alpha_1!} D_1^{\alpha_1} \phi(t_1(\xi)\xi_1, \xi') = \frac{\xi_1^{\alpha_1}}{\alpha_1!} D_1^{\alpha_1} \phi(t_1(\xi)\xi_1, \xi').$$

For the second coordinate

$$\begin{aligned} D_1^{\alpha_1} \phi(t_1(\xi) \xi_1, \xi_2, \xi'') &= \sum_{k < \alpha_2} \frac{\xi_2^k}{k!} D_1^{\alpha_1} D_2^k \phi(t_1(\xi) \xi_1, 0, \xi'') + \frac{\xi_2^{\alpha_2}}{\alpha_2!} D_1^{\alpha_1} D_2^{\alpha_2} \phi(t_1(\xi) \xi_1, t_2(\xi) \xi_2, \xi'') \\ &= \frac{\xi_2^{\alpha_2}}{\alpha_2!} D_1^{\alpha_1} D_2^{\alpha_2} \phi(t_1(\xi) \xi_1, t_2(\xi) \xi_2, \xi''), \end{aligned}$$

so that

$$\phi(\xi) = \frac{\xi_1^{\alpha_1} \xi_2^{\alpha_2}}{\alpha_1! \alpha_2!} D_1^{\alpha_1} D_2^{\alpha_2} \phi(t_1(\xi) \xi_1, t_2(\xi) \xi_2, \xi''),$$

and exhausting the coordinates yields 9.43.

Part 2 Equation 9.42 is just the result of only applying the preceding Taylor series expansion to the coordinates specified by the binary multi-index δ .

Part 3 We apply part 2. So let $\delta_k = \begin{cases} 0, & \alpha_k = 0, \\ 1, & \alpha_k \geq 1, \end{cases}$ and define $\beta_k = \begin{cases} 1, & \alpha_k = 0, \\ \alpha_k, & \alpha_k \geq 1, \end{cases}$. Then $\mathbf{0} \leq \delta \leq \mathbf{1}$, $\beta \geq \mathbf{1}$ and $\beta \cdot \delta = \alpha$ and we can apply part 2 with α replaced by β . ■

Lemma 457 Suppose $m \geq 1$ is an integer and $\psi \in S(\mathbb{R}^d)$. Then:

1. If the integral

$$\int_0^1 \frac{|\psi(b', x_k, b'')|^2}{x_k^{2m}} dx_k, \tag{9.44}$$

exists for almost all $b = (b', b'') \in \mathbb{R}^{d-1}$ it follows that 9.44 exists for all $b \in \mathbb{R}^{d-1}$ and that $(D_k^n \psi)(b', 0, b'') = 0$ for $n < m$ and all $b \in \mathbb{R}^{d-1}$.

2. The integral 9.44 exists for some $b = (b', b'') \in \mathbb{R}^{d-1}$ iff $(D_k^n \psi)(b', 0, b'') = 0$ for $n < m$.

Proof. Part 1 From Lemma 455, if 9.44 exists for almost all b it exists for all $b \in \mathbb{R}^{d-1}$ and $(D_k^n (|\psi|^2))(b', 0, b'') = 0$ for $n < m$ and all $b \in \mathbb{R}^{d-1}$. Lemma 424 now implies that $(D_k^n \psi) = 0$ for $n < m$ and all $b \in \mathbb{R}^{d-1}$. $(b', 0, b'')$

Part 2 If 9.44 exists then part 1 implies $(D_k^n \psi)(b', 0, b'') = 0$ for $n < m$. The converse is easily proved using a Taylor series expansion. ■

The next result characterizes the spaces $S_{\otimes, m}$.

Lemma 458 Suppose $\psi \in S(\mathbb{R}^d)$ and $\alpha \geq 0$. Then the integral

$$\int_0^1 \frac{|\psi(x)|^2}{x^{2\alpha}} dx := \int_0^1 \dots \int_0^1 \frac{|\psi(x)|^2}{x^{2\alpha}} dx, \tag{9.45}$$

exists iff $\psi \in S_{\otimes, \alpha}(\mathbf{0})$.

Proof. Suppose that $\psi \in S_{\otimes, \alpha}(\mathbf{0})$. Then equation 9.43 implies that the integral 9.45 exists. Conversely, if 9.45 exists we have

$$\int_0^1 \frac{|\psi(x)|^2}{x^{2\alpha}} dx \geq \int_0^{1''} \int_0^1 \int_0^{1'} \frac{|\psi(x', x_k, x'')|^2}{x_k^{2\alpha_k}} dx' dx_k dx'',$$

which shows that $\int_0^1 \frac{|\psi(x', x_k, x'')|^2}{x_k^{2\alpha_k}} dx_k$ exists for almost all $(x', x'') \in \mathbb{R}^{d-1}$. Lemma 457 now implies that

$\int_0^1 \frac{|\psi(x', x_k, x'')|^2}{x_k^{2\alpha_k}} dx_k$ exists for all $(x', x'') \in \mathbb{R}^{d-1}$ and that $(D_k^n \psi)(x', 0, x'') = 0$ for $n < \alpha_k$ and all $(x', x'') \in \mathbb{R}^{d-1}$. Since we can choose $k = 1, \dots, d$ it follows that $\psi \in S_{\otimes, \alpha}(\mathbf{0})$. ■

The next result characterizes the spaces $S_{\otimes, \alpha}$ in terms an integral-form Taylor series remainder.

Lemma 459 Suppose $\phi \in S$. Then:

1. $\phi \in S_{\otimes, \alpha}(\mathbf{0})$ for some $\alpha \geq \mathbf{1}$ iff

$$\left. \begin{aligned} \phi(\xi) &= \frac{\xi^\alpha}{(\alpha-1)!} \int_{\mathbf{0}}^{\mathbf{1}} (1-\tau_1)^{\alpha_1-1} \dots (1-\tau_d)^{\alpha_d-1} (D^\alpha \phi)(\tau_1 \xi_1, \dots, \tau_d \xi_d) d\tau_1 \dots d\tau_d \\ &= \frac{\xi^\alpha}{(\alpha-1)!} \int_{\mathbf{0}}^{\mathbf{1}} (1-\tau)^{\alpha-1} (D^\alpha \phi)(\tau \cdot \xi) d\tau \end{aligned} \right\}, \quad (9.46)$$

where the second equation uses component-wise notation. See part 7.

2. Suppose $\alpha = (\alpha', \mathbf{0}'')$ where $\alpha' \geq \mathbf{1}'$. Then $\phi \in S_{\otimes, \alpha}(\mathbf{0})$ iff

$$\phi(\xi) = \frac{(\xi')^{\alpha'}}{(\alpha' - 1)!} \int_{\mathbf{0}'}^{\mathbf{1}'} (\mathbf{1}' - \tau')^{\alpha'-1} (D^{\alpha'} \phi)(\tau', \xi', \xi'') d\tau'.$$

3. If $\alpha \geq \mathbf{0}$ then $\phi \in S_{\otimes, \alpha}(\mathbf{0})$ iff

$$\phi(\xi) = \frac{\xi^\alpha}{(\alpha - 1)!} \int_{\mathbf{0}}^{\mathbf{1}} (1 - \tau)^{\alpha - (\alpha > \mathbf{0})} (D^\alpha \phi)(\tau^{(\alpha > \mathbf{0})} \cdot \xi) d\tau, \quad (9.47)$$

where $(-1)! := 1$; the **logical operator** $(\alpha > \mathbf{0})$ is defined by: $(\alpha > \mathbf{0})_k = 1$ if $\alpha_k > 0$ and $(\alpha > \mathbf{0})_k = 0$ if $\alpha_k = 0$.

4. If $\alpha \geq \mathbf{0}$ and $z \in \mathbb{R}^d$ then $\phi \in S_{\otimes, \alpha}(z)$ iff

$$\phi(\xi) = \frac{(\xi - z)^\alpha}{(\alpha - 1)!} \int_{\mathbf{0}}^{\mathbf{1}} (1 - \tau)^{\alpha - (\alpha > \mathbf{0})} (D^\alpha \phi)(z + \tau^{(\alpha > \mathbf{0})} \cdot (\xi - z)) d\tau.$$

Further, when $\beta \leq \alpha$,

$$D^\beta \phi(\xi) = \frac{(\xi - z)^{\alpha - \beta}}{(\alpha - \beta - 1)!} \int_{\mathbf{0}}^{\mathbf{1}} (1 - \tau)^{\alpha - \beta - (\alpha > \beta)} (D^\alpha \phi)(z + \tau^{(\alpha > \beta)} \cdot (\xi - z)) d\tau.$$

5. If $\phi \in S_{\otimes, \alpha}(\mathbf{0})$ for some $\alpha \geq \mathbf{1}$ then

$$|\phi(\xi)| \leq \frac{\xi_+^\alpha}{\alpha!} \max_{R[\mathbf{0}, \xi]} |D^\alpha \phi(\cdot)|, \quad \xi \in \mathbb{R}^d,$$

where $R[\mathbf{0}, \xi] = R[\min\{\mathbf{0}, \xi\}, \max\{\mathbf{0}, \xi\}] = \{\tau \cdot \xi : \mathbf{0} \leq \tau \leq \mathbf{1}\}$ - see Definition 680 of the Appendix.

6. If $\phi \in S_{\otimes, \alpha}(z)$ for some $\alpha \geq \mathbf{1}$ then

$$|\phi(\xi)| \leq \frac{|(\xi - z)^\alpha|}{\alpha!} \max_{R[z, \xi]} |D^\alpha \phi(\cdot)|, \quad \xi \in \mathbb{R}^d.$$

7. If $\phi \in S_{\otimes, \alpha}(\mathbf{0})$ for some $\alpha \geq \mathbf{1}$ then

$$\phi(\xi) = \frac{(\text{sgn } \xi)^\alpha}{(\alpha - 1)!} \int_{\min\{\mathbf{0}, \xi\}}^{\max\{\mathbf{0}, \xi\}} (\xi - \eta)^{\alpha-1} D^\alpha \phi(\eta) d\eta,$$

where, $R[\mathbf{0}, \xi] = R(\min\{\mathbf{0}, \xi\}, \max\{\mathbf{0}, \xi\})$. Further, for all $\xi \in \mathbb{R}^d$ we have the L^1 estimate

$$\left| \frac{\phi(\xi)}{\xi^\alpha} \right| \leq \frac{1}{(\alpha - 1)!} \frac{1}{|\xi^\mathbf{1}|} \int_{\min\{\mathbf{0}, \xi\}}^{\max\{\mathbf{0}, \xi\}} |D^\alpha \phi|,$$

and the L^2 estimate

$$\left| \frac{\phi(\xi)}{\xi^\alpha} \right| \leq \frac{1}{\sqrt{2\alpha - 1}(\alpha - 1)!} \left(\frac{1}{|\xi^\mathbf{1}|} \int_{\min\{\mathbf{0}, \xi\}}^{\max\{\mathbf{0}, \xi\}} |D^\alpha \phi|^2 \right)^{1/2}.$$

Here $\int_{\min\{\mathbf{0}, \xi\}}^{\max\{\mathbf{0}, \xi\}} = \int_{R[\mathbf{0}, \xi]}$. See part 5.

8. If $\phi \in S_{\otimes, \alpha}(z)$ for some $\alpha \geq \mathbf{1}$ then for all $\xi \in \mathbb{R}^d$,

$$\begin{aligned}\phi(\xi) &= \frac{(\zeta - z)^\alpha}{(\alpha - 1)!} \int_{\mathbf{0}}^{\mathbf{1}} (1 - \tau)^{\alpha-1} (D^\alpha \phi)(\tau \zeta + (1 - \tau) \cdot z) d\tau \\ &= \frac{(\text{sgn}(\xi - z))^\alpha}{(\alpha - 1)!} \int_{\min\{z, \xi\}}^{\max\{z, \xi\}} (\xi - \sigma)^{\alpha-1} D^\alpha \phi(\sigma) d\sigma,\end{aligned}$$

and

$$\left| \frac{\phi(\xi)}{(\xi - z)^\alpha} \right| \leq \frac{1}{(\alpha - 1)!} \frac{1}{|(\xi - z)^\alpha|} \int_{\min\{z, \xi\}}^{\max\{z, \xi\}} |D^\alpha \phi|,$$

and

$$\left| \frac{\phi(\xi)}{(\xi - z)^\alpha} \right| \leq \frac{1}{\sqrt{2\alpha - 1}(\alpha - 1)!} \left(\frac{1}{|(\xi - z)^\alpha|} \int_{\min\{z, \xi\}}^{\max\{z, \xi\}} |D^\alpha \phi|^2 \right)^{1/2}.$$

Here $\int_{\min\{z, \xi\}}^{\max\{z, \xi\}} = \int_{R[z, \xi]}$. See part 5.

Proof. Part 1 Since $\phi \in S_{\otimes, \alpha}(\mathbf{0})$ implies $D_1^k \phi(0_1, \cdot) = 0$ for $k < \alpha_1$, we have

$$\begin{aligned}\phi(\xi_1, \xi') &= \sum_{k < \alpha_1} \frac{\xi_1^k}{k!} D_1^k \phi(0, \xi') + \frac{\xi_1^{\alpha_1}}{(\alpha_1 - 1)!} \int_0^1 (1 - \tau_1)^{\alpha_1 - 1} (D_1^{\alpha_1} \phi)(\tau_1 \xi_1, \xi') d\tau_1 \\ &= \frac{\xi_1^{\alpha_1}}{(\alpha_1 - 1)!} \int_0^1 (1 - \tau_1)^{\alpha_1 - 1} (D_1^{\alpha_1} \phi)(\tau_1 \xi_1, \xi') d\tau_1.\end{aligned}$$

Since $\psi \in S_{\otimes, \alpha}(\mathbf{0})$, we have $(D_1^{\alpha_1} \phi)(\tau_1 \xi_1, \xi') = D_2^k \phi(\tau_1 \xi_1, 0_1, \xi'') = 0$ for $k < \alpha_2$, which implies

$$(D_1^{\alpha_1} \phi)(\tau_1 \xi_1, \xi_2, \xi'') = \frac{\xi_2^{\alpha_2}}{(\alpha_2 - 1)!} \int_0^1 (1 - \tau_2)^{\alpha_2 - 1} (D_1^{\alpha_1} D_2^{\alpha_2} \phi)(\tau_1 \xi_1, \tau_2 \xi_2, \xi'') d\tau_2,$$

and so

$$\begin{aligned}\phi(\xi_1, \xi_2, \xi'') &= \frac{\xi_1^{\alpha_1}}{(m - 1)!} \int_0^1 (1 - \tau_1)^{\alpha_1 - 1} \frac{\xi_2^{\alpha_2}}{(m - 1)!} \int_0^1 (1 - \tau_2)^{\alpha_2 - 1} (D_1^{\alpha_1} D_2^{\alpha_2} \phi)(\tau_1 \xi_1, \tau_2 \xi_2, \xi'') d\tau_2 d\tau_1 \\ &= \frac{\xi_1^{\alpha_1} \xi_2^{\alpha_2}}{(\alpha_1 - 1)! (\alpha_2 - 1)!} \int_0^1 \int_0^1 (1 - \tau_1)^{\alpha_1 - 1} (1 - \tau_2)^{\alpha_2 - 1} (D_1^{\alpha_1} D_2^{\alpha_2} \phi)(\tau_1 \xi_1, \tau_2 \xi_2, \xi'') d\tau_1 d\tau_2,\end{aligned}$$

and

$$\phi(\xi) = \frac{(\xi')^{\alpha'}}{(\alpha' - \mathbf{1}')!} \int_{\mathbf{0}'}^{\mathbf{1}'} (\mathbf{1}' - \tau')^{\alpha' - 1} (D^{\alpha'} \phi)(\tau' \cdot \xi', \xi'') d\tau', \quad (9.48)$$

and continuing in this manner until exhaustion proves 9.46.

Conversely, if 9.46 is true then $|\phi(\xi)| \leq \frac{|\xi^\alpha|}{\alpha!} \|D^\alpha \phi\|_\infty$ and so $\int_{\mathbf{0}}^{\mathbf{1}} \frac{|\phi(\xi)|^2}{\xi^{2\alpha}} d\xi < \infty$ and Lemma 458 implies $\phi \in S_{\otimes, \alpha}(\mathbf{0})$.

Part 2 Examining part 1 it is clear that in this case 9.48 holds.

Part 3 Choose a permutation π such that $\pi\alpha = \beta = (\beta', \mathbf{0}'')$ with $\beta' \geq \mathbf{1}'$. Now set $\pi\xi = \eta$ and $\psi(\eta) = \phi(\xi)$ which means that $\psi \in S_{\otimes, \beta}(\mathbf{0})$. From part 2, $\psi \in S_{\otimes, \beta}(\mathbf{0})$ iff

$$\begin{aligned}\psi(\eta) &= \frac{(\eta')^{\beta'}}{(\beta' - \mathbf{1}')!} \int_{\mathbf{0}'}^{\mathbf{1}'} (\mathbf{1}' - \sigma')^{\beta' - 1} (D^{\beta'} \psi)(\sigma' \cdot \eta', \eta'') d\sigma' \\ &= \frac{\eta^\beta}{(\beta - \mathbf{1})!} \int_{\mathbf{0}}^{\mathbf{1}} (\mathbf{1} - \sigma)^{\beta - (\beta > \mathbf{0})} (D^\beta \psi)(\sigma^{(\beta > \mathbf{0})} \cdot \eta) d\sigma.\end{aligned}$$

The change of variables $\tau = \pi\sigma, d\tau = d\sigma$ yields

$$\begin{aligned} \psi(\eta) &= \frac{\eta^\beta}{(\beta-1)!} \int_{\mathbf{0}}^{\mathbf{1}} (1-\pi\tau)^{\beta-(\beta.>\mathbf{0})} (D^\beta\psi) \left((\pi\tau)^{(\beta.>\mathbf{0})} .\eta \right) d\tau \\ &= \frac{\xi^\alpha}{(\alpha-1)!} \int_{\mathbf{0}}^{\mathbf{1}} (1-\tau)^{\alpha-(\alpha.>\mathbf{0})} (D^\alpha\psi) \left(\tau^{(\alpha.>\mathbf{0})} .\xi \right) d\tau \\ &= \phi(\xi). \end{aligned}$$

Conversely, suppose 9.47 holds. Then

$$\begin{aligned} |\phi(\xi)| &\leq \frac{|\xi^\alpha|}{(\alpha-1)!} \int_{\mathbf{0}}^{\mathbf{1}} (1-\tau)^{\alpha-(\alpha.>\mathbf{0})} \left| (D^\alpha\phi) \left(\tau^{(\alpha.>\mathbf{0})} .\xi \right) \right| d\tau \\ &\leq \frac{|\xi^\alpha|}{(\alpha-1)!} \|D^\alpha\phi\|_\infty, \end{aligned}$$

and so $\int_{\mathbf{0}}^{\mathbf{1}} \frac{|\phi(\xi)|^2}{\xi^\alpha} d\xi < \infty$. An application of Lemma 458 now implies $\phi \in S_{\otimes,\alpha}(\mathbf{0})$.

Part 4 From Definition 452, $\phi \in S_{\otimes,\alpha}(z)$ iff $\phi(\cdot+z) \in S_{\otimes,\alpha}(\mathbf{0})$, and $\phi \in S_{\otimes,\alpha}(z)$ implies $D^\beta\phi \in S_{\otimes,\alpha-\beta}(z)$.

Part 5 From part 1,

$$\begin{aligned} |\phi(\xi)| &\leq \frac{\xi_+^\alpha}{(\alpha-1)!} \int_{\mathbf{0}}^{\mathbf{1}} (1-\tau)^{\alpha-1} |(D^\alpha\phi)(\tau.\xi)| d\tau \\ &\leq \frac{\xi_+^\alpha}{(\alpha-1)!} \max_{R[\mathbf{0},\xi]} |D^\alpha\phi| \int_{\mathbf{0}}^{\mathbf{1}} (1-\tau)^{\alpha-1} d\tau \\ &= \frac{\xi_+^\alpha}{(\alpha-1)!} \max_{R[\mathbf{0},\xi]} |D^\alpha\phi| \int_{\mathbf{0}}^{\mathbf{1}} \tau^{\alpha-1} d\tau \\ &= \frac{\xi_+^\alpha}{\alpha!} \max_{R[\mathbf{0},\xi]} |D^\alpha\phi|. \end{aligned}$$

Part 6 From part 5, if $\phi \in S_{\otimes,\alpha}(\mathbf{0})$ for some $\alpha \geq 1$ then

$$|\phi(\xi)| \leq \frac{\xi_+^\alpha}{\alpha!} \max_{\eta \in R[\mathbf{0},\xi]} |D^\alpha\phi(\eta)|, \quad \xi \in \mathbb{R}^d.$$

From Definition 452, $\psi \in S_{\otimes,\alpha}(z)$ iff $\psi(z+\cdot) \in S_{\otimes,\alpha}(\mathbf{0})$ and so

$$\begin{aligned} |\psi(\xi+z)| &\leq \frac{\xi_+^\alpha}{\alpha!} \max_{\eta \in R[\mathbf{0},\xi]} |D^\alpha\psi(\eta+z)|, \quad \xi \in \mathbb{R}^d. \\ |\psi(\zeta)| &\leq \frac{(\zeta-z)_+^\alpha}{\alpha!} \max_{\eta \in R[\mathbf{0},\zeta-z]} |D^\alpha\psi(\eta+z)|, \quad \zeta \in \mathbb{R}^d. \\ &= \frac{(\zeta-z)_+^\alpha}{\alpha!} \max_{\eta \in R[z,\zeta]} |D^\alpha\psi(\eta)|, \quad \zeta \in \mathbb{R}^d. \end{aligned}$$

Part 7 From part 1,

$$\phi(\xi) = \frac{\xi^\alpha}{(\alpha-1)!} \int_{\mathbf{0}}^{\mathbf{1}} (1-\tau)^{\alpha-1} (D^\alpha\phi)(\tau.\xi) d\tau.$$

Applying the change of variables: $\eta = \tau.\xi$, $d\eta = |\xi^1| d\tau$ gives for $\xi \neq \mathbf{0}$,

$$\begin{aligned} \phi(\xi) &= \frac{\xi^\alpha}{(\alpha-1)!} \int_{\mathbf{0}}^1 \left(1 - \frac{\eta}{\xi}\right)^{\alpha-1} D^\alpha \phi(\eta) \frac{d\eta}{|\xi^1|} \\ &= \frac{1}{(\alpha-1)!} \frac{\xi^1}{|\xi^1|} \int_{R[\mathbf{0}, \xi]} (\xi - \eta)^{\alpha-1} D^\alpha \phi(\eta) d\eta \\ &= \frac{(\text{sgn } \xi)^1}{(\alpha-1)!} \int_{R[\mathbf{0}, \xi]} (\xi - \eta)^{\alpha-1} D^\alpha \phi(\eta) d\eta \\ &= \frac{(\text{sgn } \xi)^1}{(\alpha-1)!} \int_{\min\{\mathbf{0}, \xi\}}^{\max\{\mathbf{0}, \xi\}} (\xi - \eta)^{\alpha-1} D^\alpha \phi(\eta) d\eta, \end{aligned}$$

where $R[\mathbf{0}, \xi] = R(\min\{\mathbf{0}, \xi\}, \max\{\mathbf{0}, \xi\})$. Further

$$\begin{aligned} |\phi(\xi)| &\leq \frac{1}{(\alpha-1)!} \int_{\min\{\mathbf{0}, \xi\}}^{\max\{\mathbf{0}, \xi\}} |(\xi - \eta)^{\alpha-1}| |D^\alpha \phi(\eta)| d\eta \\ &\leq \frac{|\xi^{\alpha-1}|}{(\alpha-1)!} \int_{\min\{\mathbf{0}, \xi\}}^{\max\{\mathbf{0}, \xi\}} |D^\alpha \phi|, \end{aligned} \tag{9.49}$$

and so

$$\left| \frac{\phi(\xi)}{\xi^\alpha} \right| \leq \frac{1}{(\alpha-1)!} \frac{1}{|\xi^1|} \int_{\min\{\mathbf{0}, \xi\}}^{\max\{\mathbf{0}, \xi\}} |D^\alpha \phi|.$$

Also, from 9.49,

$$|\phi(\xi)| \leq \frac{1}{(\alpha-1)!} \left(\int_{\min\{\mathbf{0}, \xi\}}^{\max\{\mathbf{0}, \xi\}} (\xi - \eta)^{2(\alpha-1)} d\eta \right)^{1/2} \left(\int_{\min\{\mathbf{0}, \xi\}}^{\max\{\mathbf{0}, \xi\}} |D^\alpha \phi|^2 \right)^{1/2},$$

where

$$\begin{aligned} \int_{\min\{\mathbf{0}, \xi\}}^{\max\{\mathbf{0}, \xi\}} (\xi - \eta)^{2(\alpha-1)} d\eta &= \int_{\min\{\mathbf{0}, \xi\}}^{\max\{\mathbf{0}, \xi\}} (\eta - \xi)^{2(\alpha-1)} d\eta = \int_{\min\{-\xi, \mathbf{0}\}}^{\max\{-\xi, \mathbf{0}\}} \zeta^{2(\alpha-1)} d\zeta = \\ &= \int_{\min\{\xi, \mathbf{0}\}}^{\max\{\xi, \mathbf{0}\}} \zeta^{2(\alpha-1)} d\zeta = \frac{|\xi^{2\alpha-1}|}{2\alpha-1}, \end{aligned}$$

so that

$$\begin{aligned} |\phi(\xi)| &\leq \frac{1}{(\alpha-1)!} \frac{|\xi^{2\alpha-1}|^{1/2}}{(2\alpha-1)^{1/2}} \left(\int_{\min\{\mathbf{0}, \xi\}}^{\max\{\mathbf{0}, \xi\}} |D^\alpha \phi|^2 \right)^{1/2} \\ &= \frac{1}{(\alpha-1)!} \frac{|\xi^\alpha|}{(2\alpha-1)^{1/2}} \left(\frac{1}{|\xi^1|} \int_{\min\{\mathbf{0}, \xi\}}^{\max\{\mathbf{0}, \xi\}} |D^\alpha \phi|^2 \right)^{1/2}, \end{aligned}$$

i.e.

$$\left| \frac{\phi(\xi)}{\xi^\alpha} \right| \leq \frac{1}{(2\alpha-1)^{1/2} (\alpha-1)!} \left(\frac{1}{|\xi^1|} \int_{\min\{\mathbf{0}, \xi\}}^{\max\{\mathbf{0}, \xi\}} |D^\alpha \phi|^2 \right)^{1/2},$$

as claimed.

Part 8 From Definition 452, $\phi \in S_{\otimes, \alpha}(z)$ iff $\phi(\cdot + z) \in S_{\otimes, \alpha}(\mathbf{0})$. So from part 1,

$$\begin{aligned} \phi(\xi + z) &= \frac{\xi^\alpha}{(\alpha - 1)!} \int_{\mathbf{0}}^{\mathbf{1}} (1 - \tau)^{\alpha-1} (D^\alpha \phi)(\tau \cdot \xi + z) d\tau. \\ \phi(\zeta) &= \frac{(\zeta - z)^\alpha}{(\alpha - 1)!} \int_{\mathbf{0}}^{\mathbf{1}} (1 - \tau)^{\alpha-1} (D^\alpha \phi)(\tau \cdot (\zeta - z) + z) d\tau \\ &= \frac{(\zeta - z)^\alpha}{(\alpha - 1)!} \int_{\mathbf{0}}^{\mathbf{1}} (1 - \tau)^{\alpha-1} (D^\alpha \phi)(\tau \cdot \zeta + (1 - \tau) \cdot z) d\tau, \end{aligned}$$

and from part 7

$$\begin{aligned} \phi(\xi + z) &= \frac{(\text{sgn } \xi)^\mathbf{1}}{(\alpha - 1)!} \int_{\min\{\mathbf{0}, \xi\}}^{\max\{\mathbf{0}, \xi\}} (\xi - \eta)^{\alpha-1} D^\alpha \phi(\eta + z) d\eta. \\ \phi(\zeta) &= \frac{(\text{sgn } (\zeta - z))^\mathbf{1}}{(\alpha - 1)!} \int_{\min\{\mathbf{0}, \eta - z\}}^{\max\{\mathbf{0}, \eta - z\}} (\zeta - z - \eta)^{\alpha-1} D^\alpha \phi(\eta + z) d\eta \\ &: \sigma = \eta + z, d\sigma = d\eta \Rightarrow \\ &= \frac{(\text{sgn } (\zeta - z))^\mathbf{1}}{(\alpha - 1)!} \int_{\min\{z, \zeta\}}^{\max\{z, \zeta\}} (\zeta - \sigma)^{\alpha-1} D^\alpha \phi(\sigma) d\sigma. \end{aligned}$$

Also from part 7,

$$\left| \frac{\phi(\xi + z)}{\xi^\alpha} \right| \leq \frac{1}{(\alpha - 1)!} \frac{1}{|\xi^\mathbf{1}|} \int_{\min\{\mathbf{0}, \xi\}}^{\max\{\mathbf{0}, \xi\}} |D^\alpha \phi(\cdot + z)|, \quad \forall \xi,$$

so that: $\zeta = \xi + z \Rightarrow$

$$\begin{aligned} \left| \frac{\phi(\zeta)}{(\zeta - z)^\alpha} \right| &\leq \frac{1}{(\alpha - 1)!} \frac{1}{|(\zeta - z)^\mathbf{1}|} \int_{\min\{\mathbf{0}, \zeta - z\}}^{\max\{\mathbf{0}, \zeta - z\}} |D^\alpha \phi(\eta + z)| d\eta \\ &: \sigma = \eta + z \Rightarrow \\ &= \frac{1}{(\alpha - 1)!} \frac{1}{|(\zeta - z)^\mathbf{1}|} \int_{\min\{z, \zeta\}}^{\max\{z, \zeta\}} |D^\alpha \phi(\sigma)| d\sigma. \end{aligned}$$

■

Remark 460 What about replacing D^α by a difference?

?? ADD BLURB!

Lemma 461 Suppose $\psi \in S_{\otimes, \alpha}(\pi \mathbb{Z}^d)$ for some $\alpha \geq \mathbf{1}$. Then:

1. For all $\beta \in \mathbb{Z}^d$,

$$\begin{aligned} |\psi(\xi)| &\leq \frac{|(\xi - \pi\beta)^\alpha|}{\alpha!} \max_{\pi\beta + \frac{\pi}{2} I_0} |D^\alpha \psi(\cdot)|, \quad \xi \in \pi\beta + \pi I_0, \\ |\psi(\xi)| &\leq \frac{(\pi/2)^{|\alpha|}}{\alpha!} \|D^\alpha \psi\|_\infty, \quad \xi \in \mathbb{R}^d, \end{aligned}$$

where $I_0 = R[-\mathbf{1}, \mathbf{1}]$.

2. For all $\beta \in \mathbb{Z}^d$,

$$\left| \frac{\psi(\xi)}{\sin^\alpha \xi} \right| \leq \frac{(\pi/2)^{|\alpha|}}{\alpha!} \max_{\pi\beta + \frac{\pi}{2} I_0} |D^\alpha \psi(\cdot)|, \quad \xi \in \pi\beta + \frac{\pi}{2} I_0.$$

Further

$$\left| \frac{\psi(\xi)}{\sin^\alpha \xi} \right| \leq \frac{(\pi/2)^{|\alpha|}}{\alpha!} \|D^\alpha \psi\|_\infty, \quad \xi \in \mathbb{R}^d.$$

3. If $f \in C_{BP}^\infty$ then

$$|\psi(\xi)| \leq \frac{(\pi/2)^{|\alpha|}}{\alpha!} \|D^\alpha(f\psi)\|_\infty \frac{\sin^\alpha \xi}{f(\xi)}, \quad \xi \in \mathbb{R}^d.$$

4. Suppose $f \in C_{BP}^\infty$ and $\left| \frac{f(x)}{f(y)} \right| \leq C_f$ whenever $|x - y| \leq \pi$.

Then

$$|\psi(\xi)| \leq C_f \frac{(\pi/2)^{|\alpha|}}{\alpha!} \|fD^\alpha\psi\|_\infty \frac{\sin^\alpha \xi}{f(\xi)}, \quad \xi \in \mathbb{R}^d.$$

The functions $f(x) = (|a|^2 + |x|^2)^\mu$ where $\mu > 0$, satisfy the specified condition when

$$C_f = \left(1 + \max\left\{1, \frac{2\pi^2}{|a|^2}\right\}\right)^\mu.$$

5. If $0 \leq \nu \leq 1$ then

$$\sum_{\beta \in \mathbb{Z}^d} |\psi(\pi(\beta + \nu))| \leq \frac{\pi^{|\alpha-1|}}{(\alpha-1)!} \int |D^\alpha\psi|,$$

and

$$\sum_{\beta \in \mathbb{Z}^d} |\psi(\pi(\beta + \nu))|^2 \leq \frac{\pi^{2|\alpha-1|}}{(2\alpha-1)! ((\alpha-1)!)^2} \int |D^\alpha\psi|^2.$$

Observe that the left hand sides of these two inequalities are actually multi-periodic functions of ν with periods $\{0, 1\}^d \setminus \mathbf{0}$.

Proof. Part 1 Use part 6 of Lemma 459.

Part 2 From part 1,

$$|\psi(\xi)| \leq \frac{|(\xi - \pi\beta)^\alpha|}{\alpha!} \max_{\pi\beta + \frac{\pi}{2}I_0} |D^\alpha\psi(\cdot)|, \quad \xi \in \pi\beta + \frac{\pi}{2}I_0.$$

Hence, when $\xi \in \pi\beta + \frac{\pi}{2}I_0$,

$$\begin{aligned} \left| \frac{\psi(\xi)}{\sin^\alpha \xi} \right| &\leq \frac{1}{\alpha!} \left| \frac{(\xi - \pi\beta)^\alpha}{\sin^\alpha \xi} \right| \max_{\pi\beta + \frac{\pi}{2}I_0} |D^\alpha\psi(\cdot)| \leq \frac{1}{\alpha!} \max_{\frac{\pi}{2}I_0} \left| \frac{\zeta^\alpha}{\sin^\alpha \zeta} \right| \max_{\pi\beta + \frac{\pi}{2}I_0} |D^\alpha\psi(\cdot)| \\ &= \frac{(\pi/2)^{|\alpha|}}{\alpha!} \max_{\pi\beta + \frac{\pi}{2}I_0} |D^\alpha\psi(\cdot)|. \end{aligned}$$

Part 3 From part 6 of Lemma 453, $f\psi \in S_{\otimes, \alpha}(\pi\mathbb{Z}^d)$ and hence by part 8,

$$\left| \frac{(f\psi)(\xi)}{\sin^\alpha \xi} \right| \leq \frac{(\pi/2)^{|\alpha|}}{\alpha!} \|D^\alpha(f\psi)\|_\infty, \quad \xi \in \mathbb{R}^d.$$

i.e.

$$|\psi(\xi)| \leq \frac{(\pi/2)^{|\alpha|}}{\alpha!} \|D^\alpha(f\psi)\|_\infty \frac{\sin^\alpha \xi}{f(\xi)}, \quad \xi \in \mathbb{R}^d.$$

Part 4 From part 2, for all $\beta \in \mathbb{Z}^d$,

$$\left| \frac{\psi(\xi)}{\sin^\alpha \xi} \right| \leq \frac{(\pi/2)^{|\alpha|}}{\alpha!} \max_{\eta \in \pi\beta + \frac{\pi}{2}I_0} |D^\alpha\psi(\eta)|, \quad \xi \in \pi\beta + \frac{\pi}{2}I_0.$$

Now

$$\begin{aligned} \left| \frac{\psi(\xi)}{\sin^\alpha \xi} \right| &\leq \frac{(\pi/2)^{|\alpha|}}{\alpha!} \max_{\eta \in \pi\beta + \frac{\pi}{2} I_0} \frac{|f(\xi) D^\alpha \psi(\eta)|}{f(\xi)} \\ &= \frac{(\pi/2)^{|\alpha|}}{\alpha!} \max_{\eta \in \pi\beta + \frac{\pi}{2} I_0} \frac{\left| \frac{f(\xi)}{f(\eta)} f(\eta) D^\alpha \psi(\eta) \right|}{f(\xi)} \\ &\leq \frac{(\pi/2)^{|\alpha|}}{\alpha!} C_f \max_{\eta \in \pi\beta + \frac{\pi}{2} I_0} \frac{|f(\eta) D^\alpha \psi(\eta)|}{f(\xi)} \\ &\leq \frac{(\pi/2)^{|\alpha|}}{\alpha!} C_f \frac{\|f D^\alpha \psi\|_\infty}{f(\xi)}. \end{aligned}$$

Also

$$\begin{aligned} \left| \frac{f(x)}{f(y)} \right| &= \left(\frac{|a|^2 + |x|^2}{|a|^2 + |y|^2} \right)^\mu \leq \left(\frac{|a|^2 + 2|x-y|^2 + 2|y|^2}{(|a|^2 + |y|^2)^\mu} \right)^\mu \leq \left(\frac{|a|^2 + 2\pi^2 + 2|y|^2}{|a|^2 + |y|^2} \right)^\mu = \\ &= \left(1 + \frac{2\pi^2 + |y|^2}{|a|^2 + |y|^2} \right)^\mu \leq \left(1 + \max \left\{ 1, \frac{2\pi^2}{|a|^2} \right\} \right)^\mu, \end{aligned}$$

and so we can choose $C_f = \left(1 + \max \left\{ 1, \frac{2\pi^2}{|a|^2} \right\} \right)^\mu$.

Part 5 From part 8 of Lemma 459,

$$\left| \frac{\psi(\xi)}{(\xi - z)^\alpha} \right| \leq \frac{1}{(\alpha - 1)!} \frac{1}{|(\xi - z)^{\mathbf{1}}|} \int_{\min\{z, \xi\}}^{\max\{z, \xi\}} |D^\alpha \psi|, \quad \beta \in \mathbb{Z}^d,$$

and when $z = \pi(\beta - \nu')$, $\xi = \pi(\beta + \nu)$, $\nu + \nu' = \mathbf{1}$, $\nu, \nu' \geq \mathbf{0}$ this inequality becomes,

$$\begin{aligned} \left| \frac{\psi(\pi(\beta + \nu))}{(\pi \mathbf{1})^\alpha} \right| &\leq \frac{1}{(\alpha - 1)!} \frac{1}{|(\pi \mathbf{1})^{\mathbf{1}}|} \int_{\pi(\beta - \nu')}^{\pi(\beta + \nu)} |D^\alpha \psi|, \quad \beta \in \mathbb{Z}^d. \\ |\psi(\pi(\beta + \nu))| &\leq \frac{\pi^{|\alpha-1|}}{(\alpha - 1)!} \int_{\pi(\beta - \nu')}^{\pi(\beta + \nu)} |D^\alpha \psi|, \quad \beta \in \mathbb{Z}^d. \end{aligned}$$

which implies

$$\sum_{\beta \in \mathbb{Z}^d} |\psi(\pi(\beta + \nu))| \leq \frac{\pi^{|\alpha-1|}}{(\alpha - 1)!} \int |D^\alpha \psi|.$$

Again from part 8 of Lemma 459,

$$\left| \frac{\psi(\xi)}{(\xi - z)^\alpha} \right| \leq \frac{1}{(2\alpha - 1)^{1/2} (\alpha - 1)!} \left(\frac{1}{|(\xi - z)^{\mathbf{1}}|} \int_{\min\{z, \xi\}}^{\max\{z, \xi\}} |D^\alpha \psi|^2 \right)^{1/2}.$$

When $z = \pi(\beta - \nu')$ and $\xi = \pi(\beta + \nu)$, we get the sequence of inequalities

$$\begin{aligned} \left| \frac{\psi(\pi(\beta + \nu))}{(\pi \mathbf{1})^\alpha} \right| &\leq \frac{1}{(2\alpha - 1)^{1/2} (\alpha - 1)!} \left(\frac{1}{(\pi \mathbf{1})^{\mathbf{1}}} \int_{\pi(\beta - \nu')}^{\pi(\beta + \nu)} |D^\alpha \psi|^2 \right)^{1/2}. \\ \left| \frac{\psi(\pi(\beta + \nu))}{(\pi \mathbf{1})^\alpha} \right|^2 &\leq \frac{1}{(2\alpha - 1)^{\mathbf{1}} ((\alpha - 1)!)^2} \frac{1}{(\pi \mathbf{1})^{\mathbf{1}}} \int_{\pi(\beta - \nu')}^{\pi(\beta + \nu)} |D^\alpha \psi|^2. \\ |\psi(\pi(\beta + \nu))|^2 &\leq \frac{\pi^{|\mathbf{2}\alpha - \mathbf{1}|}}{(2\alpha - 1)^{\mathbf{1}} ((\alpha - 1)!)^2} \int_{\pi(\beta - \nu')}^{\pi(\beta + \nu)} |D^\alpha \psi|^2. \\ |\psi(\pi(\beta + \nu))|^2 &\leq \frac{\pi^{|\mathbf{2}\alpha - \mathbf{1}|}}{(2\alpha - 1)^{\mathbf{1}} ((\alpha - 1)!)^2} \int_{\pi(\beta - \nu')}^{\pi(\beta + \nu)} |D^\alpha \psi|^2. \end{aligned}$$

Hence

$$\sum_{\beta \in \mathbb{Z}^d} |\psi(\pi(\beta + \nu))|^2 \leq \frac{\pi^{|\mathbf{2}\alpha - \mathbf{1}|}}{(2\alpha - 1)^{\mathbf{1}} ((\alpha - 1)!)^2} \int |D^\alpha \psi|^2.$$

■

We can now characterize the spaces $S_{\otimes, 2\alpha}(\mathbf{0})$.

Lemma 462 *Suppose $\phi \in S(\mathbb{R}^d)$ and $\alpha \geq 0$. Then $\phi \in S_{\otimes, 2\alpha}(\mathbf{0})$ iff there exist functions $t_k : \mathbb{R}^d \rightarrow (0, 1)$ such that*

$$\phi(\xi) = \frac{\xi^{2\alpha}}{(2\alpha)!} (D^{2\alpha} \phi)(t_1(\xi) \xi_1, \dots, t_d(\xi) \xi_d). \tag{9.50}$$

Proof. If $\phi \in S_{\otimes, 2\alpha}(\mathbf{0})$ then part 3 of Lemma 456 implies 9.50.

On the other hand, suppose 9.50 holds for some $\phi \in S$. Then $\int_0^1 \frac{\phi(b', x_k, b'')}{x_k^{2\alpha_k}} dx_k < \infty$ for all $b = (b', b'') \in \mathbb{R}^{d-1}$ and thus Lemma 455 implies that $(D_k^n \phi)(b', 0, b'') = 0$ for all $b \in \mathbb{R}^{d-1}$, $\forall k$ and $n < 2\alpha_k$ i.e. $\phi \in S_{\otimes, 2\alpha}(\mathbf{0})$. ■

Theorem 463 *Suppose $\lambda \geq \nu \geq \mathbf{1}$ are multi-indices.*

Then $\int \frac{\eta^{2\nu}}{\sin^{2\lambda} \eta} |\phi(\eta)|^2 d\eta < \infty$ iff $\int_{-\frac{\pi}{2}\mathbf{1}}^{\frac{\pi}{2}\mathbf{1}} \frac{|\phi(\eta)|^2}{\eta^{2(\lambda-\nu)}} d\eta < \infty$ and $\int_{-\frac{\pi}{2}\mathbf{1}}^{\frac{\pi}{2}\mathbf{1}} \frac{|(x^\nu \phi)(\pi\alpha + \eta)|^2}{\eta^{2\lambda}} d\eta < \infty$ for $\alpha \in \mathbb{Z}^d \setminus \mathbf{0}$.

Proof. We begin by changing the domain of integration to the closed rectangle $R[-\frac{\pi}{2}\mathbf{1}, \frac{\pi}{2}\mathbf{1}]$. Then, using the notation $\alpha_+ := (|\alpha_i|)$ and $\phi_\nu(\eta) := \eta^\nu \phi(\eta)$,

$$\begin{aligned} &\int \frac{\eta^{2\nu}}{\sin^{2\lambda} \eta} |\phi(\eta)|^2 d\eta \\ &= \sum_{\alpha \in \mathbb{Z}^d} \int_{\pi\alpha - \pi/2}^{\pi\alpha + \pi/2} \frac{\eta^{2\nu}}{\sin^{2\lambda} \eta} |\phi(\eta)|^2 d\eta \\ &= \sum_{\alpha \in \mathbb{Z}^d} \int_{-\frac{\pi}{2}\mathbf{1}}^{\frac{\pi}{2}\mathbf{1}} \frac{|\phi_\nu(\eta - \pi\alpha)|^2}{\sin^{2\lambda} \eta} d\eta \\ &= \sum_{\alpha \in \mathbb{Z}^d} \int_{-\frac{\pi}{2}\mathbf{1}}^{\frac{\pi}{2}\mathbf{1}} \frac{|\phi_\nu(\pi\alpha + \eta)|^2}{\sin^{2\lambda} \eta} d\eta \\ &= \int_{-\frac{\pi}{2}\mathbf{1}}^{\frac{\pi}{2}\mathbf{1}} \frac{\eta^{2\lambda}}{\sin^{2\lambda} \eta} \frac{|\phi(\eta)|^2}{\eta^{2(\lambda-\nu)}} d\eta + \sum_{\alpha \in \mathbb{Z}^d \setminus \mathbf{0}} \int_{-\frac{\pi}{2}\mathbf{1}}^{\frac{\pi}{2}\mathbf{1}} \frac{\eta^{2\lambda}}{\sin^{2\lambda} \eta} \frac{|\phi_\nu(\pi\alpha + \eta)|^2}{\eta^{2\lambda}} d\eta, \end{aligned} \tag{9.51}$$

which means $\int \frac{\eta^{2\nu}}{\sin^{2\lambda}\eta} |\phi(\eta)|^2 d\eta < \infty$ implies

$$\int_{-\frac{\pi}{2}\mathbf{1}}^{\frac{\pi}{2}\mathbf{1}} \frac{|\phi(\eta)|^2}{\eta^{2(\lambda-\nu)}} d\eta < \infty, \quad \int_{-\frac{\pi}{2}\mathbf{1}}^{\frac{\pi}{2}\mathbf{1}} \frac{|\phi_\nu(\pi\alpha + \eta)|^2}{\eta^{2\lambda}} d\eta < \infty, \quad \alpha \in \mathbb{Z}^d \setminus \mathbf{0}. \tag{9.52}$$

Conversely, suppose 9.52 is true. Then Lemma 458 implies $\phi \in S_{\otimes, \lambda-\nu}(\mathbf{0})$ and $\phi_\nu(\pi\alpha + \cdot) \in S_{\otimes, \lambda}(\mathbf{0})$ for $\alpha \in \mathbb{Z}^d \setminus \mathbf{0}$. Further, by part 3 of Lemma 456, we have the easy estimate

$$\left| \frac{\phi_\nu(\pi\alpha + \eta)}{\eta^\lambda} \right| \leq \frac{1}{(\lambda!)^d} \max_{\xi \in I_\alpha} |D^\lambda \phi_\nu(\xi)|, \quad \begin{cases} \alpha \in \mathbb{Z}^d \setminus \mathbf{0}, \\ \eta \in I_\alpha, \end{cases}$$

where I_α is the closed rectangle

$$I_\alpha = \pi\alpha + R \left[-\frac{\pi}{2}\mathbf{1}, \frac{\pi}{2}\mathbf{1} \right] = \pi\alpha + I_{\mathbf{0}}.$$

Thus

$$\begin{aligned} \int_{-\frac{\pi}{2}\mathbf{1}}^{\frac{\pi}{2}\mathbf{1}} \frac{|\phi_\nu(\pi\alpha + \eta)|^2}{\eta^{2\lambda}} d\eta &\leq \frac{\text{vol}(I_\alpha)}{(\lambda!)^{2d}} \max_{x \in I_\alpha} |D^\lambda \phi_\nu(x)|^2 \\ &= \frac{\pi^d}{(\lambda!)^{2d}} \max_{x \in I_\alpha} |D^\lambda \phi_\nu(x)|^2, \end{aligned}$$

and consequently

$$\begin{aligned} \sum_{\alpha \in \mathbb{Z}^d \setminus \mathbf{0}} \int_{-\frac{\pi}{2}\mathbf{1}}^{\frac{\pi}{2}\mathbf{1}} \frac{\eta^{2\lambda}}{\sin^{2\lambda}\eta} \frac{|\phi_\nu(\pi\alpha + \eta)|^2}{\eta^{2\lambda}} d\eta &\leq \sum_{\alpha \in \mathbb{Z}^d \setminus \mathbf{0}} \frac{\pi^d}{(\lambda!)^{2d}} \max_{x \in I_\alpha} |D^\lambda \phi_\nu(x)|^2 \\ &\leq \frac{\pi^d}{(\lambda!)^{2d}} \|D^\lambda \phi_\nu\|_\infty^2 \\ &< \infty. \end{aligned}$$

■

Theorem 464 Suppose $w_{\nu, \lambda}(\eta) = \frac{\eta^{2\nu}}{\sin^{2\lambda}\eta}$ where $\lambda \geq \nu \geq 1$. Then:

1.

$$\begin{aligned} S_{w_{\nu, \lambda; 2}} &= \{ \phi \in S_{\otimes, \lambda-\nu}(\mathbf{0}) : x^\nu \phi \in S_{\otimes, \lambda}(\pi\mathbb{Z}^d \setminus \mathbf{0}) \} \\ &= S_{\otimes, \lambda-\nu}(\mathbf{0}) \cap x^{-\nu} S_{\otimes, \lambda}(\pi\mathbb{Z}^d \setminus \mathbf{0}). \end{aligned} \tag{9.53}$$

2.

$$\begin{aligned} S_{w_{\nu, \lambda; 2}} &= \{ \phi \in S : x^\nu \phi \in S_{\otimes, \lambda}(\pi\mathbb{Z}^d) \} \\ &= S \cap x^{-\nu} S_{\otimes, \lambda}(\pi\mathbb{Z}^d). \end{aligned}$$

3. $D^\beta S_{w_{\nu, \lambda; 2}} \subset S_{w_{\nu, \lambda-\beta; 2}}$ when $\beta \leq \lambda - \nu$.

4. $S_{w_{\nu, \lambda; 2}} \subset S_{\otimes, \lambda}(\pi + 2\pi\mathbb{Z}^d)$. The set $\pi + 2\pi\mathbb{Z}^d$ avoids any hyperplane parallel to the axes which passes through the origin i.e. no point has a zero component.

Proof. Part 1 We apply Lemma 458 to the result of Theorem 463 and conclude that $\phi \in S_{w_{\nu, \lambda; 2}}$ iff $\phi \in S_{\otimes, \lambda-\nu}(\mathbf{0})$ and $(x^\nu \phi)(\pi\alpha + \cdot) \in S_{\otimes, \lambda}(\mathbf{0})$ for $\alpha \in \mathbb{Z}^d \setminus \mathbf{0}$ i.e.

$$\begin{aligned} S_{w_{\nu, \lambda; 2}} &= \{ \phi \in S_{\otimes, \lambda-\nu}(\mathbf{0}) : x^\nu \phi \in S_{\otimes, \lambda}(\mathbb{Z}^d \setminus \mathbf{0}) \} \\ &= S_{\otimes, \lambda-\nu}(\mathbf{0}) \cap x^{-\nu} S_{\otimes, \lambda}(\mathbb{Z}^d \setminus \mathbf{0}). \end{aligned}$$

Part 2 Noting part 2 of Lemma 453, from part 1,

$$\begin{aligned}\phi \in S_{w,\lambda;2} &\Rightarrow \phi \in S_{\otimes,\lambda-\nu}(\mathbf{0}) \text{ and } x^\nu \phi \in S_{\otimes,\lambda}(\pi\mathbb{Z}^d \setminus \mathbf{0}) \\ &\Rightarrow x^\nu \phi \in S_{\otimes,\lambda}(\mathbf{0}) \text{ and } x^\nu \phi \in S_{\otimes,\lambda}(\pi\mathbb{Z}^d \setminus \mathbf{0}) \\ &\Rightarrow x^\nu \phi \in S_{\otimes,\lambda}(\pi\mathbb{Z}^d),\end{aligned}$$

and by part 3 of Lemma 453,

$$\begin{aligned}\phi \in S \text{ and } x^\nu \phi \in S_{\otimes,\lambda}(\pi\mathbb{Z}^d) &\Rightarrow x^\nu \phi \in S_{\otimes,\lambda}(\mathbf{0}) \text{ and } x^\nu \phi \in S_{\otimes,\lambda}(\pi\mathbb{Z}^d \setminus \mathbf{0}) \\ &\Rightarrow \phi \in S_{\otimes,\lambda-\nu}(\mathbf{0}) \text{ and } x^\nu \phi \in S_{\otimes,\lambda}(\pi\mathbb{Z}^d \setminus \mathbf{0}) \\ &\Rightarrow \phi \in S_{w,\lambda;2}.\end{aligned}$$

Part 3 We use the characterization 9.53 of $S_{w,\lambda;2}$. Thus $\phi \in S_{w,\lambda;2}$ implies $\phi \in S_{\otimes,\lambda-\nu}(\mathbf{0})$ and from part 1 of Lemma 453, $D^\beta \phi \in S_{\otimes,\lambda-\nu-\beta}(\mathbf{0})$ when $\beta \leq \lambda - \nu$.

Noting 9.53 we must show $x^\nu D^\beta \phi \in S_{\otimes,\lambda-\beta}(\pi\mathbb{Z}^d \setminus \mathbf{0})$. But

$$\begin{aligned}\phi \in S_{w,\lambda;2} &\Rightarrow x^\nu \phi \in S_{\otimes,\lambda}(\pi\mathbb{Z}^d \setminus \mathbf{0}) = \bigcup_{\gamma \neq \mathbf{0}} S_{\otimes,\lambda}(\gamma), \quad \text{part 1 Theorem 464,} \\ &\Rightarrow \phi \in \bigcup_{\gamma \neq \mathbf{0}} S_{\otimes,\lambda-(\gamma \& \mathbf{0})\cdot\nu}(\gamma), \quad \text{part 5 Lemma 453,} \\ &\Rightarrow D^\beta \phi \in \bigcup_{\gamma \neq \mathbf{0}} S_{\otimes,\lambda-\beta-(\gamma \& \mathbf{0})\cdot\nu}(\gamma), \quad \text{part 1 Lemma 453,} \\ &\Rightarrow x^\nu D^\beta \phi \in \bigcup_{\gamma \neq \mathbf{0}} x^\nu S_{\otimes,\lambda-\beta-(\gamma \& \mathbf{0})\cdot\nu}(\gamma), \\ &\Rightarrow x^\nu D^\beta \phi \in \bigcup_{\gamma \neq \mathbf{0}} S_{\otimes,\lambda-\beta}(\gamma), \quad \text{part 5 Lemma 453,}\end{aligned}$$

so that $x^\nu D^\beta \phi \in S_{\otimes,\lambda-\beta}(\pi\mathbb{Z}^d \setminus \mathbf{0})$ as claimed.

Part 4 ?? ■

Remark 465 What about when $\lambda \not\geq 1$?

?? We now show that $w \in W_{S;0}$ - see Definition 433.

Theorem 466 Suppose $\phi \in S(\mathbb{R}^d)$, ν and λ are multi-indexes such that $\lambda \geq \nu \geq 1$ and

$$\int \frac{\eta^{2\nu}}{\sin^{2\lambda}\eta} |\phi(\eta)|^2 d\eta < \infty \text{ i.e. } \phi \in S_{w,0} \text{ - see Definition 433. Note part 3 of 464.}$$

Then:

1.

$$\begin{aligned}&\int \frac{\eta^{2\nu}}{\sin^{2\lambda}\eta} |\phi(\eta)|^2 d\eta \\ &\leq \left(\frac{\pi}{2}\right)^{2|\lambda|} \left(\left(\frac{2^{|\lambda-\nu|}}{(2(\lambda-\nu)-1)!!} \right)^2 \|D^{\lambda-\nu}\phi\|_2^2 + \left(\frac{2^{|\lambda|}}{(2\lambda-1)!!} \right)^2 \|D^\lambda(x^\nu\phi)\|_2^2 \right),\end{aligned}$$

where we define $(-1)!! = 1$.

For parts 2 and 3 we need the following **definition**: given $\xi \in \mathbb{R}^d$ denote by $\mathcal{R}_\pi(\xi)$ the unique **half-open rectangle** $\{\eta : \pi\beta \leq \eta \cdot \xi < \pi(\beta+1)\}$ which contains ξ for some $\beta \in \mathbb{Z}^d$.

2. ??

(a) Derive L^∞ , L^1 , L^2 upper bounds for ϕ . See attempts in earlier documents.

(b) From part 2 of Theorem 464, $S_{w,\lambda;2} = \{\phi \in S : \xi^\nu \phi \in S_{\otimes,\lambda}(\pi\mathbb{Z}^d)\}$ so the results of Lemma 461 apply for $\psi = \xi^\nu \phi$ and $\alpha = \lambda$.

3. $\frac{\xi^\nu}{\sin^\lambda \xi} \phi(\xi) \in S$ and for all $\xi \in \mathbb{R}^d$,

$$\left| \frac{\xi^\nu}{\sin^\lambda \xi} \phi(\xi) \right| \leq \frac{(\pi/2)^{|\lambda|}}{\lambda!} \|D^\lambda(x^\nu \phi)\|_\infty.$$

4. (See better result in Corollary 469) For all $n = 0, 1, 2, \dots$ and $\beta \geq \mathbf{0}$:

$$\begin{aligned} & \left| |\xi|^n \left| D^\beta \left(\frac{\xi^\nu}{\sin^\lambda \xi} \phi(\xi) \right) \right| \right| \\ & \leq \frac{(1 + 2\sqrt{d})^n}{\lambda!} \left(\sum_{\gamma \leq \beta} \binom{\beta}{\gamma} \left\| D^\gamma \left(\frac{\eta^\lambda}{\sin^\lambda \eta} \right) \right\|_{\infty, R[-\frac{\pi}{2}\mathbf{1}, \frac{\pi}{2}\mathbf{1}]} \right) \times \\ & \qquad \qquad \qquad \times \max_{\gamma \leq \beta} \left\| (1 + |\xi|^n) D^{\gamma+\lambda} (\xi^\nu \phi) \right\|_\infty, \end{aligned}$$

where

$$\begin{aligned} \sum_{\gamma \leq \beta} \binom{\beta}{\gamma} \left\| D^\gamma \left(\frac{\eta^\lambda}{\sin^\lambda \eta} \right) \right\|_{\infty, R[-\frac{\pi}{2}\mathbf{1}, \frac{\pi}{2}\mathbf{1}]} &= a_{\beta_1} a_{\beta_2} \dots a_{\beta_d}, \\ a_k &:= \sum_{j=0}^k \binom{k}{j} \max_{|s| \leq \frac{\pi}{2}} \left| D^j \left(\frac{\sin s}{s} \right)^{-\lambda_k} \right|. \end{aligned}$$

5. For all $\xi \in \mathbb{R}^d$,

$$|\phi(\xi)| \leq \frac{(\pi/2)^{|\lambda|}}{\lambda!} \|D^\lambda(x^\nu \phi)\|_\infty \left| \frac{\sin^\lambda \xi}{\xi^\nu} \right|. \tag{9.54}$$

6.

$$\int |\phi| \leq \left(\int \frac{\sin^{2\lambda} \eta}{\eta^{2\nu}} \right)^{1/2} \left(\int \frac{\eta^{2\nu}}{\sin^{2\lambda} \eta} |\phi(\eta)|^2 d\eta \right)^{1/2}.$$

7.

$$\left(\int |\phi|^2 \right)^{1/2} \leq \left\| \frac{\sin^\lambda \eta}{\eta^\nu} \right\|_\infty \left(\int \frac{\eta^{2\nu}}{\sin^{2\lambda} \eta} |\phi(\eta)|^2 d\eta \right)^{1/2}.$$

Proof. Part 1 From the proof of Theorem 464, $\int \frac{\eta^{2\nu}}{\sin^{2\lambda} \eta} |\phi(\eta)|^2 d\eta < \infty$ implies 9.51 i.e.

$$\int \frac{\eta^{2\nu}}{\sin^{2\lambda} \eta} |\phi(\eta)|^2 d\eta = \int_{-\frac{\pi}{2}\mathbf{1}}^{\frac{\pi}{2}\mathbf{1}} \frac{\eta^{2\nu}}{\sin^{2\lambda} \eta} |\phi(\eta)|^2 d\eta + \sum_{\alpha \in \mathbb{Z}^d \setminus \{0, -\frac{\pi}{2}\mathbf{1}\}} \int_{-\frac{\pi}{2}\mathbf{1}}^{\frac{\pi}{2}\mathbf{1}} \frac{\eta^{2\lambda}}{\sin^{2\lambda} \eta} \frac{|\phi_\nu(\pi\alpha + \eta)|^2}{\eta^{2\lambda}} d\eta, \tag{9.55}$$

where

$$\phi_\nu(\eta) := \eta^\nu \phi(\eta). \tag{9.56}$$

From part 1 of Theorem 464 we have $\phi \in S_{\otimes, \lambda-\nu}(\mathbf{0})$ and $\phi_\nu \in S_{\otimes, \lambda}(\pi\mathbb{Z}^d)$. Since $\lambda \geq 1$ by 9.46,

$$\phi_\nu(\pi\alpha + \eta) = \frac{\eta^\lambda}{(\lambda-1)!} \int_0^1 (1-\tau)^{\lambda-1} (D^\lambda \phi_\nu)(\pi\alpha + \tau.\eta) d\tau, \quad \alpha \in \pi\mathbb{Z}^d, \tag{9.57}$$

and

$$\phi(\eta) = \frac{\eta^{\lambda-\nu}}{(\lambda-\nu-1)!} \int_0^1 (1-\tau)^{\lambda-\nu-1} (D^{\lambda-\nu} \phi)(\tau.\eta) d\tau. \tag{9.58}$$

The summation term of 9.55 The next step is to use equation 9.57 to estimate the summation term on the right hand side of 9.55. In fact, if I_α denotes the closed rectangle

$$I_\alpha := R \left[\pi\alpha - \frac{\pi}{2}\mathbf{1}, \pi\alpha + \frac{\pi}{2}\mathbf{1} \right] = \pi\alpha + I_{\mathbf{0}}, \quad \alpha \in \mathbb{Z}^d,$$

substituting the estimate 9.57 into a summation term of 9.55 implies

$$\begin{aligned} & \int_{-\frac{\pi}{2}\mathbf{1}}^{\frac{\pi}{2}\mathbf{1}} \frac{\eta^{2\lambda}}{\sin^{2\lambda}\eta} \frac{|\phi_\nu(\pi\alpha + \eta)|^2}{\eta^{2\lambda}} d\eta \\ &= \frac{1}{((\lambda-1)!)^2} \int_{-\frac{\pi}{2}\mathbf{1}}^{\frac{\pi}{2}\mathbf{1}} \frac{\eta^{2\lambda}}{\sin^{2\lambda}\eta} \left| \int_{\mathbf{0}}^{\mathbf{1}} (1-\tau)^{\lambda-1} (D^\lambda \phi_\nu)(\pi\alpha + \tau\eta) d\tau \right|^2 d\eta \\ &\leq \frac{1}{((\lambda-1)!)^2} \left(\frac{\pi}{2} \right)^{2|\lambda|} \int_{-\frac{\pi}{2}\mathbf{1}}^{\frac{\pi}{2}\mathbf{1}} \left| \int_{\mathbf{0}}^{\mathbf{1}} (1-\tau)^{\lambda-1} (D^\lambda \phi_\nu)(\pi\alpha + \tau\eta) d\tau \right|^2 d\eta \\ &\leq \left(\frac{(\pi/2)^{|\lambda|}}{(\lambda-1)!} \right)^2 \int_{-\frac{\pi}{2}\mathbf{1}}^{\frac{\pi}{2}\mathbf{1}} \left(\int_{\mathbf{0}}^{\mathbf{1}} (1-\tau)^{\lambda-1} |(D^\lambda \phi_\nu)(\pi\alpha + \tau\eta)| d\tau \right)^2 d\eta \\ &= \left(\frac{(\pi/2)^{|\lambda|}}{(\lambda-1)!} \right)^2 \int_{-\frac{\pi}{2}\mathbf{1}}^{\frac{\pi}{2}\mathbf{1}} \left(\int_{\mathbf{0}}^{\mathbf{1}} (1-\sigma)^{\lambda-1} |(D^\lambda \phi_\nu)(\pi\alpha + \sigma\eta)| d\sigma \times \right. \\ &\quad \left. \times \int_{\mathbf{0}}^{\mathbf{1}} (1-\tau)^{\lambda-1} |(D^\lambda \overline{\phi_\nu})(\pi\alpha + \tau\eta)| d\tau \right) d\eta \\ &= \left(\frac{(\pi/2)^{|\lambda|}}{(\lambda-1)!} \right)^2 \int_{\mathbf{0}}^{\mathbf{1}} \int_{\mathbf{0}}^{\mathbf{1}} (1-\sigma)^{\lambda-1} (1-\tau)^{\lambda-1} f_\alpha^{(\lambda)}(\phi_\nu; \sigma, \tau) d\sigma d\tau, \end{aligned}$$

where

$$f_\alpha^{(\lambda)}(\phi_\nu; \sigma, \tau) := \int_{-\frac{\pi}{2}\mathbf{1}}^{\frac{\pi}{2}\mathbf{1}} |(D^\lambda \phi_\nu)(\pi\alpha + \sigma\eta)| |(D^\lambda \overline{\phi_\nu})(\pi\alpha + \tau\eta)| d\eta, \quad \begin{cases} \lambda \geq \mathbf{1}, \\ \alpha \in \mathbb{Z}^d \setminus \mathbf{0}. \end{cases} \quad (9.59)$$

so that

$$\begin{aligned} & \sum_{\alpha \in \mathbb{Z}^d \setminus \mathbf{0}} \int_{-\frac{\pi}{2}\mathbf{1}}^{\frac{\pi}{2}\mathbf{1}} \frac{|\phi_\nu(\pi\alpha + \eta)|^2}{\sin^{2\lambda}\eta} d\eta \\ &\leq \left(\frac{(\pi/2)^{|\lambda|}}{(\lambda-1)!} \right)^2 \int_{\mathbf{0}}^{\mathbf{1}} \int_{\mathbf{0}}^{\mathbf{1}} (1-\sigma)^{\lambda-1} (1-\tau)^{\lambda-1} \sum_{\alpha \in \mathbb{Z}^d \setminus \mathbf{0}} f_\alpha^{(\lambda)}(\phi_\nu; \sigma, \tau) d\sigma d\tau, \end{aligned} \quad (9.60)$$

where

$$\sum_{\alpha \in \mathbb{Z}^d \setminus \mathbf{0}} f_\alpha^{(\lambda)}(\phi_\nu; \sigma, \tau) \leq \sum_{\alpha \in \mathbb{Z}^d \setminus \mathbf{0}} \int_{-\frac{\pi}{2}\mathbf{1}}^{\frac{\pi}{2}\mathbf{1}} |(D^\lambda \phi_\nu)(\pi\alpha + \sigma\eta)| |(D^\lambda \overline{\phi_\nu})(\pi\alpha + \tau\eta)| d\eta.$$

Now to estimate the right side of the last inequality using the Cauchy-Schwartz inequality on L^2 and then on infinite sequences of real numbers i.e. l^2 :

$$\begin{aligned} & \sum_{\alpha \in \mathbb{Z}^d \setminus \mathbf{0}} f_\alpha^{(\lambda)}(\phi_\nu; \sigma, \tau) \\ &\leq \sum_{\alpha \in \mathbb{Z}^d \setminus \mathbf{0}} \left(\int_{-\frac{\pi}{2}\mathbf{1}}^{\frac{\pi}{2}\mathbf{1}} |(D^\lambda \phi_\nu)(\pi\alpha + \sigma\eta)|^2 d\eta \right)^{\frac{1}{2}} \left(\int_{-\frac{\pi}{2}\mathbf{1}}^{\frac{\pi}{2}\mathbf{1}} |(D^\lambda \overline{\phi_\nu})(\pi\alpha + \tau\eta)|^2 d\eta \right)^{\frac{1}{2}} \\ &\leq \left(\sum_{\alpha \in \mathbb{Z}^d \setminus \mathbf{0}} \int_{-\frac{\pi}{2}\mathbf{1}}^{\frac{\pi}{2}\mathbf{1}} |(D^\lambda \phi_\nu)(\pi\alpha + \sigma\eta)|^2 d\eta \right)^{\frac{1}{2}} \left(\sum_{\alpha \in \mathbb{Z}^d \setminus \mathbf{0}} \int_{-\frac{\pi}{2}\mathbf{1}}^{\frac{\pi}{2}\mathbf{1}} |(D^\lambda \overline{\phi_\nu})(\pi\alpha + \tau\eta)|^2 d\eta \right)^{\frac{1}{2}} \end{aligned}$$

With no loss of generality we can assume $0 < \sigma \leq 1$ and the change of variables $\xi = \sigma\eta, d\xi = \sigma^1 d\eta$ yields

$$\begin{aligned} \sum_{\alpha \in \mathbb{Z}^d \setminus 0} \int_{-\frac{\pi}{2}\mathbf{1}}^{\frac{\pi}{2}\mathbf{1}} |(D^\lambda \phi_\nu)(\pi\alpha + \sigma\eta)|^2 d\eta &= \sum_{\alpha \in \mathbb{Z}^d \setminus 0} \frac{1}{\sigma^1} \int_{-\frac{\pi}{2}\sigma}^{\frac{\pi}{2}\sigma} |(D^\lambda \phi_\nu)(\pi\alpha + \xi)|^2 d\xi \\ &\leq \frac{1}{\sigma^1} \sum_{\alpha \in \mathbb{Z}^d \setminus 0} \int_{-\frac{\pi}{2}\mathbf{1}}^{\frac{\pi}{2}\mathbf{1}} |(D^\lambda \phi_\nu)(\pi\alpha + \xi)|^2 d\xi \\ &\leq \frac{1}{\sigma^1} \int |D^\lambda \phi_\nu|^2 =: \frac{1}{\sigma^1} \|D^\lambda \phi_\nu\|_2^2, \end{aligned}$$

so that

$$\sum_{\alpha \in \mathbb{Z}^d \setminus 0} f_\alpha^{(\lambda)}(\eta; \sigma, \tau) \leq \frac{1}{\sigma^{1/2} \tau^{1/2}} \|D^\lambda \phi_\nu\|_2^2,$$

and consequently 9.60 becomes

$$\begin{aligned} \sum_{\alpha \in \mathbb{Z}^d \setminus 0} \int_{-\frac{\pi}{2}\mathbf{1}}^{\frac{\pi}{2}\mathbf{1}} \frac{|\phi_\nu(\pi\alpha + \eta)|^2}{\sin^{2\lambda} \eta} d\eta &\leq \frac{(\pi/2)^{2|\lambda|}}{((\lambda-1)!)^2} \int_0^1 \int_0^1 (1-\sigma)^{\lambda-1} (1-\tau)^{\lambda-1} \sum_{\alpha \in \mathbb{Z}^d \setminus 0} f_\alpha^{(\lambda)}(\phi_\nu; \sigma, \tau) d\sigma d\tau \\ &\leq \frac{(\pi/2)^{2|\lambda|}}{((\lambda-1)!)^2} \left(\int_0^1 \int_0^1 (1-\sigma)^{\lambda-1} (1-\tau)^{\lambda-1} \frac{d\sigma d\tau}{\sigma^{1/2} \tau^{1/2}} \right) \|D^\lambda \phi_\nu\|_2^2 \\ &= \frac{(\pi/2)^{2|\lambda|}}{((\lambda-1)!)^2} \left(\int_0^1 \frac{(1-\sigma)^{\lambda-1}}{\sigma^{1/2}} d\sigma \right)^2 \|D^\lambda \phi_\nu\|_2^2 \\ &= \frac{(\pi/2)^{2|\lambda|}}{((\lambda-1)!)^2} \left(\int_0^1 \frac{(1-t)^{\lambda_i-1}}{\sqrt{t}} dt \right)^{2\mathbf{1}} \|D^\lambda \phi_\nu\|_2^2 \\ &= \frac{(\pi/2)^{2|\lambda|}}{((\lambda-1)!)^2} \left(\int_0^1 \frac{t^{\lambda_i-1}}{\sqrt{1-t}} dt \right)^{2\mathbf{1}} \|D^\lambda \phi_\nu\|_2^2 \\ &= \left(\frac{(\pi/2)^{\lambda_i}}{(\lambda_i-1)!} \int_0^1 \frac{t^{\lambda_i-1}}{\sqrt{1-t}} dt \right)^{2\mathbf{1}} \|D^\lambda \phi_\nu\|_2^2. \end{aligned}$$

From the definite integral 855.34 of Dwight [24],

$$\begin{aligned} \int_0^1 \frac{t^m dt}{\sqrt{1-t^n}} &= \frac{\sqrt{\pi}}{n} \frac{\Gamma(\frac{m+1}{n})}{\Gamma(\frac{m+1}{n} + \frac{1}{2})} = \frac{1}{n} B\left(\frac{m+1}{n}, \frac{1}{2}\right), \\ \int_0^1 \frac{t^{\lambda_i-1} dt}{\sqrt{1-t}} &= \frac{\sqrt{\pi}}{1} \frac{\Gamma(\frac{\lambda_i}{1})}{\Gamma(\frac{\lambda_i}{1} + \frac{1}{2})} = \sqrt{\pi} \frac{\Gamma(\lambda_i)}{\Gamma(\lambda_i + \frac{1}{2})} = B\left(\lambda_i, \frac{1}{2}\right), \\ \frac{(\pi/2)^{\lambda_i}}{(\lambda_i-1)!} \int_0^1 \frac{t^{\lambda_i-1} dt}{\sqrt{1-t}} &= \frac{(\pi/2)^{\lambda_i}}{(\lambda_i-1)!} \sqrt{\pi} \frac{\Gamma(\lambda_i)}{\Gamma(\lambda_i + \frac{1}{2})} = \frac{(\pi/2)^{\lambda_i} \sqrt{\pi}}{\Gamma(\lambda_i + \frac{1}{2})} = \\ &= \frac{(\pi/2)^{\lambda_i}}{(2\lambda_i-1)!! 2^{-\lambda_i}} = \frac{\pi^{\lambda_i}}{(2\lambda_i-1)!!}, \end{aligned} \tag{9.61}$$

where we have used the standard notation

$$m!! := \begin{cases} 1, & m = -1, \\ 1 \cdot 3 \cdot 5 \cdots m, & m = 1, 3, 5, \dots, \end{cases} \tag{9.62}$$

and shown that for $\lambda \geq \nu \geq \mathbf{1}$,

$$\begin{aligned} \sum_{\alpha \in \mathbb{Z}^d \setminus \{0\}} \int_{-\frac{\pi}{2}\mathbf{1}}^{\frac{\pi}{2}\mathbf{1}} \frac{|\phi_\nu(\pi\alpha + \eta)|^2}{\sin^{2\lambda} \eta} d\eta &\leq \left(\frac{\pi^{\lambda_i}}{(2\lambda_i - 1)!!} \right)^{2\mathbf{1}} \|D^\lambda \phi_\nu\|_2^2 \\ &= \left(\frac{\pi^{|\lambda|}}{(2\lambda - 1)!!} \right)^2 \|D^\lambda \phi_\nu\|_2^2. \end{aligned} \quad (9.63)$$

Using A.1,

$$D^\beta x^\nu = \begin{cases} \beta! \binom{\nu}{\beta} x^{\nu-\beta}, & \beta \leq \nu, \\ 0, & \text{otherwise,} \end{cases}$$

we get

$$\begin{aligned} D^\lambda \phi_\nu &= D^\lambda (\eta^\nu \phi) = \sum_{\beta \leq \lambda} \binom{\lambda}{\beta} (D^{\lambda-\beta} \eta^\nu) D^\beta \phi = \\ &= \sum_{\beta=\lambda-\nu}^{\lambda} \binom{\lambda}{\beta} (\lambda - \beta)! \binom{\nu}{\lambda - \beta} \eta^{\beta-(\lambda-\nu)} D^\beta \phi \\ &= \nu! \sum_{\beta=\lambda-\nu}^{\lambda} \binom{\lambda}{\beta} \frac{\eta^{\beta-(\lambda-\nu)}}{(\beta - (\lambda - \nu))!} D^\beta \phi, \end{aligned}$$

so that

$$\|D^\lambda \phi_\nu\|_2^2 \leq |\nu| (\nu!)^2 \sum_{\beta=\lambda-\nu}^{\lambda} \left(\frac{\binom{\lambda}{\beta}}{(\beta - (\lambda - \nu))!} \right)^2 \|\eta^{\beta-(\lambda-\nu)} D^\beta \phi\|_2^2,$$

and hence

$$\sum_{\alpha \in \mathbb{Z}^d \setminus \{0\}} \int_{-\frac{\pi}{2}\mathbf{1}}^{\frac{\pi}{2}\mathbf{1}} \frac{|\phi_\nu(\pi\alpha + \eta)|^2}{\sin^{2\lambda} \eta} d\eta \leq |\nu| \left(\frac{\pi^{|\lambda|} \nu!}{(2\lambda - 1)!!} \right)^2 \sum_{\beta=\lambda-\nu}^{\lambda} \left(\frac{\binom{\lambda}{\beta}}{(\beta - (\lambda - \nu))!} \right)^2 \|\eta^{\beta-(\lambda-\nu)} D^\beta \phi\|_2^2.$$

The first term of 9.55 If $\lambda = \nu$ then

$$\begin{aligned} \int_{-\frac{\pi}{2}\mathbf{1}}^{\frac{\pi}{2}\mathbf{1}} \frac{\eta^{2\lambda}}{\sin^{2\lambda} \eta} \frac{|\phi(\eta)|^2}{\eta^{2(\lambda-\nu)}} d\eta &\leq \left(\frac{\pi}{2} \right)^{2|\lambda|} \int_{-\frac{\pi}{2}\mathbf{1}}^{\frac{\pi}{2}\mathbf{1}} |\phi(\eta)|^2 d\eta \\ &\leq \left(\frac{\pi}{2} \right)^{2|\lambda|} \|\phi\|_2^2, \quad \lambda = \nu. \end{aligned} \quad (9.64)$$

There remains the case $\lambda > \nu$. We use 9.58 to obtain

$$\begin{aligned}
 & \int_{-\frac{\pi}{2}\mathbf{1}}^{\frac{\pi}{2}\mathbf{1}} \frac{\eta^{2\lambda}}{\sin^{2\nu}\eta} \frac{|\phi(\eta)|^2}{\eta^{2(\lambda-\nu)}} d\eta \\
 & \leq \left(\frac{\pi}{2}\right)^{2|\lambda|} \int_{-\frac{\pi}{2}\mathbf{1}}^{\frac{\pi}{2}\mathbf{1}} \frac{|\phi(\eta)|^2}{\eta^{2(\lambda-\nu)}} d\eta \\
 & = \left(\frac{\pi}{2}\right)^{2|\lambda|} \int_{-\frac{\pi}{2}\mathbf{1}}^{\frac{\pi}{2}\mathbf{1}} \frac{1}{\eta^{2(\lambda-\nu)}} \left| \frac{\eta^{\lambda-\nu}}{(\lambda-\nu-1)!} \int_{\mathbf{0}}^{\mathbf{1}} (1-\tau)^{\lambda-\nu-1} (D^{\lambda-\nu}\phi)(\tau,\eta) d\tau \right|^2 d\eta \\
 & = \frac{(\pi/2)^{2|\lambda|}}{((\lambda-\nu-1)!)^2} \int_{-\frac{\pi}{2}\mathbf{1}}^{\frac{\pi}{2}\mathbf{1}} \left| \int_{\mathbf{0}}^{\mathbf{1}} (1-\tau)^{\lambda-\nu-1} (D^{\lambda-\nu}\phi)(\tau,\eta) d\tau \right|^2 d\eta \\
 & = \frac{(\pi/2)^{2|\lambda|}}{((\lambda-\nu-1)!)^2} \int_{-\frac{\pi}{2}\mathbf{1}}^{\frac{\pi}{2}\mathbf{1}} \left(\int_{\mathbf{0}}^{\mathbf{1}} (1-\tau)^{\lambda-\nu-1} (D^{\lambda-\nu}\phi)(\tau,\eta) d\tau \right) \left(\int_{\mathbf{0}}^{\mathbf{1}} (1-\sigma)^{\lambda-\nu-1} (D^{\lambda-\nu}\bar{\phi})(\sigma,\eta) d\sigma \right) d\eta \\
 & = \frac{(\pi/2)^{2|\lambda|}}{((\lambda-\nu-1)!)^2} \int_{-\frac{\pi}{2}\mathbf{1}}^{\frac{\pi}{2}\mathbf{1}} \int_{\mathbf{0}}^{\mathbf{1}} \int_{\mathbf{0}}^{\mathbf{1}} (1-\sigma)^{\lambda-\nu-1} (1-\tau)^{\lambda-\nu-1} (D^{\lambda-\nu}\phi)(\tau,\eta) (D^{\lambda-\nu}\bar{\phi})(\sigma,\eta) d\sigma d\tau d\eta \\
 & = \frac{(\pi/2)^{2|\lambda|}}{((\lambda-\nu-1)!)^2} \int_{\mathbf{0}}^{\mathbf{1}} \int_{\mathbf{0}}^{\mathbf{1}} (1-\sigma)^{\lambda-\nu-1} (1-\tau)^{\lambda-\nu-1} \int_{-\frac{\pi}{2}\mathbf{1}}^{\frac{\pi}{2}\mathbf{1}} (D^{\lambda-\nu}\phi)(\tau,\eta) (D^{\lambda-\nu}\bar{\phi})(\sigma,\eta) d\eta d\sigma d\tau \\
 & \leq \frac{(\pi/2)^{2|\lambda|}}{((\lambda-\nu-1)!)^2} \int_{\mathbf{0}}^{\mathbf{1}} \int_{\mathbf{0}}^{\mathbf{1}} (1-\sigma)^{\lambda-\nu-1} (1-\tau)^{\lambda-\nu-1} f_0^{(\lambda-\nu)}(\phi; \sigma, \tau) d\sigma d\tau, \tag{9.65}
 \end{aligned}$$

where the function $f_0^{(\lambda-\nu)}$ is given by 9.59. Again applying the Cauchy-Schwartz inequality we get

$$\begin{aligned}
 f_0^{(\lambda-\nu)}(\phi; \sigma, \tau) & \leq \int_{-\frac{\pi}{2}\mathbf{1}}^{\frac{\pi}{2}\mathbf{1}} |(D^{\lambda-\nu}\phi)(\sigma,\eta)| |(D^{\lambda-\nu}\bar{\phi})(\tau,\eta)| d\eta \\
 & \leq \left(\int_{-\frac{\pi}{2}\mathbf{1}}^{\frac{\pi}{2}\mathbf{1}} |(D^{\lambda-\nu}\phi)(\sigma,\eta)|^2 d\eta \right)^{1/2} \left(\int_{-\frac{\pi}{2}\mathbf{1}}^{\frac{\pi}{2}\mathbf{1}} |(D^{\lambda-\nu}\bar{\phi})(\tau,\eta)|^2 d\eta \right)^{1/2}.
 \end{aligned}$$

and again assuming $\mathbf{0} < \sigma, \tau \leq \mathbf{1}$ and applying the change of variables $\xi = \sigma,\eta$, $d\xi = \sigma^1 d\eta$ yields

$$\begin{aligned}
 f_0^{(\lambda-\nu)}(\eta; \sigma, \tau) & \leq \frac{1}{\sigma^{1/2}\tau^{1/2}} \left(\int_{-\frac{\pi}{2}\sigma}^{\frac{\pi}{2}\sigma} |D^{\lambda-\nu}\phi|^2 \right)^{1/2} \left(\int_{-\frac{\pi}{2}\tau}^{\frac{\pi}{2}\tau} |D^{\lambda-\nu}\phi|^2 \right)^{1/2} \\
 & \leq \frac{1}{\sigma^{1/2}\tau^{1/2}} \left(\int_{-\frac{\pi}{2}\mathbf{1}}^{\frac{\pi}{2}\mathbf{1}} |D^{\lambda-\nu}\phi|^2 \right) \\
 & \leq \frac{1}{\sigma^{1/2}\tau^{1/2}} \|D^{\lambda-\nu}\phi\|_2^2.
 \end{aligned}$$

This inequality applied to 9.65 allows the estimate

$$\begin{aligned}
 & \int_{-\frac{\pi}{2}\mathbf{1}}^{\frac{\pi}{2}\mathbf{1}} \frac{\eta^{2\lambda}}{\sin^{2\lambda}\eta} \frac{|\phi(\eta)|^2}{\eta^{2(\lambda-\nu)}} d\eta \\
 & \leq \frac{(\pi/2)^{2|\lambda|}}{((\lambda-\nu-1)!)^2} \left(\int_{\mathbf{0}}^{\mathbf{1}} \int_{\mathbf{0}}^{\mathbf{1}} \frac{(1-\sigma)^{\lambda-\nu-1} (1-\tau)^{\lambda-\nu-1}}{\sigma^{1/2}\tau^{1/2}} d\sigma d\tau \right) \|D^{\lambda-\nu}\phi\|_2^2 \\
 & = \frac{(\pi/2)^{2|\lambda|}}{((\lambda-\nu-1)!)^2} \left(\int_{\mathbf{0}}^{\mathbf{1}} \frac{(1-\sigma_i)^{\lambda_i-\nu_i-1}}{\sigma_i^{1/2}} d\sigma_i \right)^{2\mathbf{1}} \|D^{\lambda-\nu}\phi\|_2^2 \\
 & = \frac{(\pi/2)^{2|\lambda|}}{(\lambda-\nu-1)!} \left(\int_{\mathbf{0}}^{\mathbf{1}} \frac{t^{\lambda_i-\nu_i-1}}{(1-t)^{1/2}} dt \right)^{2\mathbf{1}} \|D^{(\lambda-\nu)\mathbf{1}}\phi\|_2^2.
 \end{aligned}$$

But from 9.61,

$$\int_0^1 \frac{t^{\lambda_i - \nu_i - 1} dt}{\sqrt{1-t}} = \frac{\sqrt{\pi}}{1} \frac{\Gamma\left(\frac{\lambda_i - \nu_i}{1}\right)}{\Gamma\left(\frac{\lambda_i - \nu_i}{1} + \frac{1}{2}\right)} = \sqrt{\pi} \frac{\Gamma(\lambda_i - \nu_i)}{\Gamma\left(\lambda_i - \nu_i + \frac{1}{2}\right)},$$

so when $\lambda > \nu$, by 850.1 of Dwight [24], for example,

$$\begin{aligned} \int_{-\frac{\pi}{2}\mathbf{1}}^{\frac{\pi}{2}\mathbf{1}} \frac{\eta^{2\nu}}{\sin^{2\lambda}\eta} |\phi(\eta)|^2 d\eta &\leq \left(\frac{(\pi/2)^{2|\lambda|}}{(\lambda - \nu - 1)!} \sqrt{\pi} \frac{\Gamma(\lambda - \nu)}{\Gamma\left(\lambda - \nu + \frac{1}{2}\right)} \right)^{2d} \|D^{\lambda - \nu} \phi\|_2^2 \\ &= \left(\left(\frac{\pi}{2}\right)^{|\lambda|} \frac{\sqrt{\pi}}{\Gamma\left(\lambda - \nu + \frac{1}{2}\right)} \right)^2 \|D^{\lambda - \nu} \phi\|_2^2 \\ &= \left(\left(\frac{\pi}{2}\right)^{|\lambda|} \frac{2^{|\lambda| - |\nu|}}{(2(\lambda - \nu) - 1)!!} \right)^2 \|D^{\lambda - \nu} \phi\|_2^2, \quad \lambda > \nu. \end{aligned} \quad (9.66)$$

The inequalities 9.66 and 9.64 can now be combined as

$$\int_{-\frac{\pi}{2}\mathbf{1}}^{\frac{\pi}{2}\mathbf{1}} \frac{\eta^{2\nu}}{\sin^{2\lambda}\eta} |\phi(\eta)|^2 d\eta \leq \left(\left(\frac{\pi}{2}\right)^{|\lambda|} \frac{2^{|\lambda| - |\nu|}}{(2(\lambda - \nu) - 1)!!} \right)^2 \|D^{\lambda - \nu} \phi\|_2^2, \quad \lambda \geq \nu. \quad (9.67)$$

Noting 9.56, the inequalities 9.67 and 9.63 can be combined into 9.55 to obtain part 1 of this theorem:

$$\begin{aligned} &\int \frac{\eta^{2\nu}}{\sin^{2\lambda}\eta} |\phi(\eta)|^2 d\eta \\ &\leq \left(\left(\frac{\pi}{2}\right)^{|\lambda|} \frac{2^{|\lambda - \nu|}}{(2(\lambda - \nu) - 1)!!} \right)^2 \|D^{\lambda - \nu} \phi\|_2^2 + \left(\frac{\pi^{|\lambda|}}{(2\lambda - 1)!!} \right)^2 \|D^\lambda(x^\nu \phi)\|_2^2 \\ &= \left(\frac{\pi}{2}\right)^{2|\lambda|} \left(\left(\frac{2^{|\lambda - \nu|}}{(2(\lambda - \nu) - 1)!!} \right)^2 \|D^{\lambda - \nu} \phi\|_2^2 + \left(\frac{2^{|\lambda|}}{(2\lambda - 1)!!} \right)^2 \|D^\lambda(x^\nu \phi)\|_2^2 \right). \end{aligned}$$

Part 2a See attempts in previous files.

Part 2b See statement of this part.

Part 3 From Theorem 464, $\phi \in S_{\otimes, \lambda - \nu}(\mathbf{0})$ and $\phi_\nu := \eta^\nu \phi \in S_{\otimes, \lambda}(\pi\mathbb{Z}^d)$, so that by part 3 of Lemma 456:

$$\phi(\eta) = \frac{\eta^{\lambda - \nu}}{(\lambda - \nu)!} (D^{\lambda - \nu} \phi)(t'(\eta) \cdot \eta), \quad \eta \in \mathbb{R}^d. \quad (9.68)$$

$$\phi_\nu(\pi\alpha + \eta) = \frac{\eta^\lambda}{\lambda!} (D^\lambda \phi_\nu)(\pi\alpha + t(\eta) \cdot \eta), \quad \alpha \in \mathbb{Z}^d, \eta \in R\left[-\frac{\pi}{2}\mathbf{1}, \frac{\pi}{2}\mathbf{1}\right]. \quad (9.69)$$

Thus, using 9.69,

$$\begin{aligned} \left\| \frac{\eta^\nu}{\sin^\lambda \eta} \phi(\eta) \right\|_\infty &\leq \max_{\alpha \in \mathbb{Z}^d} \max_{\eta \in R\left[-\frac{\pi}{2}\mathbf{1}, \frac{\pi}{2}\mathbf{1}\right]} \left| \frac{\eta^\lambda}{\sin^\lambda \eta} \frac{\phi_\nu(\pi\alpha + \eta)}{\eta^\lambda} \right| \\ &\leq \left(\frac{\pi}{2}\right)^{|\lambda|} \max_{\alpha \in \mathbb{Z}^d} \max_{\eta \in R\left[-\frac{\pi}{2}\mathbf{1}, \frac{\pi}{2}\mathbf{1}\right]} \left| \frac{\phi_\nu(\pi\alpha + \eta)}{\eta^\lambda} \right| \\ &= \left(\frac{\pi}{2}\right)^{|\lambda|} \max_{\alpha \in \mathbb{Z}^d} \max_{\eta \in R\left[-\frac{\pi}{2}\mathbf{1}, \frac{\pi}{2}\mathbf{1}\right]} \left| \frac{(D^\lambda \phi_\nu)(\pi\alpha + t(\eta) \cdot \eta)}{\lambda!} \right| \\ &\leq \frac{(\pi/2)^{|\lambda|}}{\lambda!} \|D^\lambda \phi_\nu\|_\infty. \end{aligned}$$

See also part 8 of Lemma 459.

Clearly $\frac{\eta^\nu}{\sin^\lambda \eta} \phi \in C^\infty(\mathbb{R}^d \setminus (\pi\mathbb{Z}^d \setminus \mathbf{0}))$. We now show that $\frac{\eta^\nu}{\sin^\lambda \eta} \phi \in C_B^\infty(\mathbb{R}^d)$.

To this end suppose $\xi \in R(\pi\alpha - \frac{3}{4}\pi\mathbf{1}, \pi\alpha + \frac{3}{4}\pi\mathbf{1})$ and set

$$\xi = \pi\alpha + \eta, \tag{9.70}$$

so that $\eta \in R(-\frac{3}{4}\pi\mathbf{1}, \frac{3}{4}\pi\mathbf{1})$. Then from 9.57,

$$\begin{aligned} \frac{\xi^\nu}{\sin^\lambda \xi} \phi(\xi) &= \frac{\phi_\nu(\xi)}{\sin^\lambda \xi} = \frac{\phi_\nu(\pi\alpha + \eta)}{\sin^\lambda \eta} = \\ &= \frac{(-1)^{|\lambda|}}{(\lambda-1)!} \frac{\eta^\lambda}{\sin^\lambda \eta} \int_0^1 (1-\tau)^{\lambda-1} (D^\lambda \phi_\nu)(\pi\alpha + \tau\eta) d\tau. \end{aligned} \tag{9.71}$$

But on $R[-\frac{3}{4}\pi\mathbf{1}, \frac{3}{4}\pi\mathbf{1}]$, $\frac{\eta^\lambda}{\sin^\lambda \eta} \in C^\infty$ and $\int_0^1 (1-\tau)^{\lambda-1} (D^\lambda \phi_\nu)(\pi\alpha + \tau\eta) d\tau \in C^\infty$ which is easily proved by applying Lemma 694 to show that differentiation under the integral sign is valid. Thus, for each β ,

$$\begin{aligned} D_\eta^\beta \int_0^1 (1-\tau)^{\lambda-1} (D^\lambda \phi_\nu)(\pi\alpha + \tau\eta) d\tau &= \int_0^1 (1-\tau)^{\lambda-1} \tau^\beta (D^{\beta+\lambda} \phi_\nu)(\pi\alpha + \tau\eta) d\tau \\ &\in C_B^{(0)}(\mathbb{R}^d), \end{aligned}$$

and so

$$\begin{aligned} D^\beta \left(\frac{\xi^\nu}{\sin^\lambda \xi} \phi(\xi) \right) &= \frac{(-1)^{|\lambda|}}{(\lambda-1)!} \sum_{\gamma \leq \beta} \binom{\beta}{\gamma} D^{\beta-\gamma} \left(\frac{\eta^\lambda}{\sin^\lambda \eta} \right) \int_0^1 (1-\tau)^{\lambda-1} \tau^\gamma (D^{\gamma+\lambda} \phi_\nu)(\pi\alpha + \tau\eta) d\tau, \end{aligned} \tag{9.72}$$

and we can conclude that $\frac{\xi^\nu}{\sin^\lambda \xi} \phi(\xi) \in C_B^\infty(\mathbb{R}^d \setminus R(-\frac{\pi}{2}\mathbf{1}, \frac{\pi}{2}\mathbf{1}))$.

Thus $\frac{\xi^\nu}{\sin^\lambda \xi} \phi(\xi) \in C_B^\infty(\mathbb{R}^d)$ and it remains to be proven that $\frac{\xi^\nu}{\sin^\lambda \xi} \phi(\xi) \in S$. Noting that $\xi = \pi\alpha + \eta$ and $I_\alpha = R[\pi\alpha - \frac{\pi}{2}\mathbf{1}, \pi\alpha + \frac{\pi}{2}\mathbf{1}]$, equation 9.72 yields the straight-forward estimate

$$\left\| |\xi|^n D^\beta \left(\frac{\xi^\nu}{\sin^\lambda \xi} \phi(\xi) \right) \right\|_{\infty, I_\alpha} \leq \frac{1}{\lambda!} \sum_{\gamma \leq \beta} \binom{\beta}{\gamma} \left\| D^{\beta-\gamma} \left(\frac{\eta^\lambda}{\sin^\lambda \eta} \right) \right\|_{\infty, I_0} \left(\max_{I_\alpha} |\xi|^n \right) \|D^{\gamma+\lambda} \phi_\nu\|_{\infty, I_\alpha}.$$

If $\alpha = \mathbf{0}$,

$$\begin{aligned} &\left\| \xi^\sigma D^\beta \left(\frac{\xi^\nu}{\sin^\lambda \xi} \phi(\xi) \right) \right\|_{\infty, I_\alpha} \\ &\leq \frac{1}{\lambda!} \sum_{\gamma \leq \beta} \binom{\beta}{\gamma} \left\| D^{\beta-\gamma} \left(\frac{\eta^\lambda}{\sin^\lambda \eta} \right) \right\|_{\infty, I_0} \left(\max_{I_0} |\xi|_2 \right)^n \|D^{\gamma+\lambda} \phi_\nu\|_{\infty, I_0} \\ &\leq \frac{1}{\lambda!} \sum_{\gamma \leq \beta} \binom{\beta}{\gamma} \left\| D^{\beta-\gamma} \left(\frac{\eta^\lambda}{\sin^\lambda \eta} \right) \right\|_{\infty, I_0} \left(\frac{\pi}{2} \sqrt{d} \right)^n \|D^{\gamma+\lambda} \phi_\nu\|_{\infty, I_0} \\ &\leq \frac{(2\sqrt{d})^n}{\lambda!} \left(\sum_{\gamma \leq \beta} \binom{\beta}{\gamma} \left\| D^\gamma \left(\frac{\eta^\lambda}{\sin^\lambda \eta} \right) \right\|_{\infty, R[-\frac{\pi}{2}\mathbf{1}, \frac{\pi}{2}\mathbf{1}]} \right) \left(\frac{\pi}{4} \right)^n \max_{\gamma \leq \beta} \|D^{\gamma+\lambda} \phi_\nu\|_{\infty}. \end{aligned} \tag{9.73}$$

If $\alpha \neq \mathbf{0}$,

$$\max_{I_\alpha} |\cdot|_e = \max_{\eta \in I_0} |\pi\alpha + \eta|_e \leq \max_{\eta \in I_0} (\pi|\alpha|_e + |\eta|_e) \leq \pi|\alpha|_e + \max_{\eta \in I_0} |\eta|_e = \pi|\alpha|_e + \frac{\pi}{2}\sqrt{d},$$

and if

$$(\alpha_+ > \mathbf{0})_i := \begin{cases} 0, & (\alpha_+)_i = 0, \\ 1, & (\alpha_+)_i = 1. \end{cases}$$

then

$$\begin{aligned} \min_{I_\alpha} |\cdot|_e &= \min_{\eta \in I_0} |\pi\alpha + \eta| = \min_{\eta \in I_0} |\pi\alpha_+ + \eta| =?? \left| \pi\alpha_+ - \frac{\pi}{2}(\alpha_+ > \mathbf{0}) \right| \quad (\text{justify!}) \\ &\geq |\pi\alpha_+| - \frac{\pi}{2} |(\alpha_+ > \mathbf{0})| \\ &= \pi |\alpha| - \frac{\pi}{2} |(\alpha_+ > \mathbf{0})|. \end{aligned}$$

Hence

$$\begin{aligned} \frac{\max_{I_\alpha} |\cdot|}{\min_{I_\alpha} |\cdot|} &\leq \frac{\pi |\alpha| + \frac{\pi}{2}\sqrt{d}}{\pi |\alpha| - \frac{\pi}{2}|(\alpha_+ > \mathbf{0})|} \\ &= \frac{\pi |\alpha| - \frac{\pi}{2}|(\alpha_+ > \mathbf{0})| + \frac{\pi}{2}|(\alpha_+ > \mathbf{0})| + \frac{\pi}{2}\sqrt{d}}{\pi |\alpha| - \frac{\pi}{2}|(\alpha_+ > \mathbf{0})|} = \\ &= 1 + \frac{\frac{1}{2}|(\alpha_+ > \mathbf{0})| + \frac{1}{2}\sqrt{d}}{|\alpha| - \frac{1}{2}|(\alpha_+ > \mathbf{0})|} \leq 1 + \frac{\frac{1}{2}\sqrt{d} + \frac{1}{2}\sqrt{d}}{|\alpha| - \frac{1}{2}|(\alpha_+ > \mathbf{0})|} = \\ &= 1 + \frac{\sqrt{d}}{|\alpha| - \frac{1}{2}|(\alpha_+ > \mathbf{0})|} \leq 1 + \frac{\sqrt{d}}{|(\alpha_+ > \mathbf{0})| - \frac{1}{2}|(\alpha_+ > \mathbf{0})|} = \\ &= 1 + \frac{\sqrt{d}}{\frac{1}{2}|(\alpha_+ > \mathbf{0})|} \\ &\leq 1 + 2\sqrt{d} =: c_d, \end{aligned}$$

so when $\alpha \neq \mathbf{0}$,

$$\begin{aligned} &\left\| |\xi|^n D^\beta \left(\frac{\xi^\nu}{\sin^\lambda \xi} \phi(\xi) \right) \right\|_{\infty, I_\alpha} \\ &\leq \left(\frac{1}{\lambda!} \sum_{\gamma \leq \beta} \binom{\beta}{\gamma} \left\| D^{\beta-\gamma} \left(\frac{\eta^\lambda}{\sin^\lambda \eta} \right) \right\|_{\infty, I_0} \right) (c_d)^n \left(\min_{I_\alpha} |\cdot|^n \right) \max_{\gamma \leq \beta} \|D^{\gamma+\lambda} \phi_\nu\|_{\infty, I_\alpha} \\ &\leq \frac{(c_d)^n}{\lambda!} \left(\sum_{\gamma \leq \beta} \binom{\beta}{\gamma} \left\| D^\gamma \left(\frac{\eta^\lambda}{\sin^\lambda \eta} \right) \right\|_{\infty, I_0} \right) \max_{\gamma \leq \beta} \| |\cdot|^n D^{\gamma+\lambda} \phi_\nu \|_{\infty, I_\alpha}. \end{aligned}$$

But $\phi_\nu \in S$ so $\max_{\gamma \leq \beta} \| |\cdot|^n D^{\gamma+\lambda} \phi_\nu \|_{\infty, I_\alpha} \leq \max_{\gamma \leq \beta} \| |\cdot|^n D^{\gamma+\lambda} \phi_\nu \|_{\infty} < \infty$ which implies that $\frac{\xi^\nu}{\sin^\lambda \xi} \phi(\xi) \in S$.

Part 4 From part 3,

$$\begin{aligned} &\left\| |\xi|^n D^\beta \left(\frac{\xi^\nu}{\sin^\lambda \xi} \phi(\xi) \right) \right\|_{\infty, I_\alpha} \\ &\leq \frac{(1 + 2\sqrt{d})^n}{\lambda!} \left(\sum_{\gamma \leq \beta} \binom{\beta}{\gamma} \left\| D^\gamma \left(\frac{\eta^\lambda}{\sin^\lambda \eta} \right) \right\|_{\infty, R[-\frac{\pi}{2}\mathbf{1}, \frac{\pi}{2}\mathbf{1}]} \right) \max_{\gamma \leq \beta} \| |\cdot|^n D^{\gamma+\lambda} \phi_\nu \|_{\infty}, \end{aligned}$$

and combining this estimate with that of 9.73 we get

$$\begin{aligned} \left| |\xi|^n D^\beta \left(\frac{\xi^\nu}{\sin^\lambda \xi} \phi(\xi) \right) \right| &\leq \frac{(1 + 2\sqrt{d})^n}{\lambda!} \left(\sum_{\gamma \leq \beta} \binom{\beta}{\gamma} \left\| D^\gamma \left(\frac{\eta^\lambda}{\sin^\lambda \eta} \right) \right\|_{\infty, R[-\frac{\pi}{2}\mathbf{1}, \frac{\pi}{2}\mathbf{1}]} \right) \times \\ &\quad \times \left\{ \max_{\gamma \leq \beta} \left(\frac{\pi}{4} \right)^n \|D^{\gamma+\lambda} \phi_\nu\|_{\infty}, \max_{\gamma \leq \beta} \| |\cdot|^n D^{\gamma+\lambda} \phi_\nu \|_{\infty} \right\} \\ &\leq \frac{(1 + 2\sqrt{d})^n}{\lambda!} \left(\sum_{\gamma \leq \beta} \binom{\beta}{\gamma} \left\| D^\gamma \left(\frac{\eta^\lambda}{\sin^\lambda \eta} \right) \right\|_{\infty, R[-\frac{\pi}{2}\mathbf{1}, \frac{\pi}{2}\mathbf{1}]} \right) \times \\ &\quad \times \max_{\gamma \leq \beta} \| (1 + |\cdot|^n) D^{\gamma+\lambda} (x^\nu \phi) \|_{\infty}. \end{aligned}$$

Part 5 From part 3,

$$\left| \frac{\eta^\nu}{\sin^\lambda \eta} \phi(\eta) \right| \leq \frac{(\pi/2)^{|\lambda|}}{\lambda!} \|D^\lambda \phi_\nu\|_\infty,$$

so that

$$|\phi(\eta)| \leq \frac{(\pi/2)^{|\lambda|}}{\lambda!} \|D^\lambda \phi_\nu\|_\infty \left| \frac{\sin^\lambda \eta}{\eta^\nu} \right|. \tag{9.74}$$

Part 6 To prove the inequality we use part 1 to obtain

$$\int |\phi| = \int \frac{\sin^\lambda \eta}{\eta^\nu} \frac{\eta^\nu}{\sin^\lambda \eta} |\phi(\eta)| d\eta \leq \left(\int \frac{\sin^{2\lambda} \eta}{\eta^{2\nu}} \right)^{\frac{1}{2}} \left(\int \frac{\eta^{2\nu}}{\sin^{2\lambda} \eta} |\phi(\eta)|^2 d\eta \right)^{\frac{1}{2}}.$$

Part 7 If $w = \frac{\sin^{2\lambda} \eta}{\eta^{2\nu}}$ then

$$\int |\phi|^2 = \int \frac{1}{w} |\phi|^2 \leq \left\| \frac{1}{w} \right\| \int w |\phi|^2.$$

■

Corollary 467 When $\beta \leq \lambda - \nu$ the inequalities of Theorem 464 also hold with ϕ replaced by $D^\beta \phi$ and λ replaced by $\lambda - \beta$.

Proof. This corollary follows directly from part 3 of Theorem 464 i.e. $D^\beta S_{w_\nu, \lambda; 2} \subset S_{w_\nu, \lambda - \beta; 2}$ when $\beta \leq \lambda - \nu$. ■

Remark 468 ?? From 9.71,

$$\frac{\xi^\nu}{\sin^\lambda \xi} \phi(\xi) = \frac{(-1)^{|\lambda|}}{(\lambda - 1)!} \frac{\eta^\lambda}{\sin^\lambda \eta} \int_0^1 (1 - \tau)^{\lambda - 1} (D^\lambda \phi_\nu)(\pi\alpha + \tau\eta) d\tau, \quad \phi \in S_{w, 0}.$$

Write

$$\frac{\xi^\nu}{\sin^\lambda \xi} \hat{\phi}(\xi) = \frac{(-1)^{|\lambda|}}{(\lambda - 1)!} \frac{\eta^\lambda}{\sin^\lambda \eta} \int_0^1 (1 - \tau)^{\lambda - 1} \left(D^\lambda \left(x^\nu \hat{\phi} \right) \right) (\pi\alpha + \tau\eta) d\tau.$$

Replace $\hat{\phi}$ by $u \in X_w^0$:

$$\frac{\xi^\nu}{\sin^\lambda \xi} \hat{u}(\xi) = \frac{(-1)^{|\lambda|}}{(\lambda - 1)!} \frac{\eta^\lambda}{\sin^\lambda \eta} \int_0^1 (1 - \tau)^{\lambda - 1} \left(D^\lambda \left(x^\nu \hat{u} \right) \right) (\pi\alpha + \tau\eta) d\tau.$$

Does this mean anything?

We now slightly generalize part 4 of Theorem 466.

Corollary 469

1. Suppose w is a B-spline weight function with parameters ν and λ . Suppose $\phi \in S_{w, 0}$. By Theorem 466 $\frac{\xi^\nu}{\sin^\lambda \xi} \phi \in S$, and we show below that for all $\alpha, \beta \geq 0$:

$$\begin{aligned} & \left| \xi^\alpha D^\beta \left(\frac{\xi^\nu}{\sin^\lambda \xi} \phi(\xi) \right) \right| \\ & \leq \frac{1}{(\lambda - 1)!} \sum_{\substack{\gamma \leq \beta \\ \sigma \leq \alpha}} \frac{\binom{\alpha}{\sigma} \binom{\beta}{\gamma}}{\binom{\alpha - \sigma + \lambda - 1 + \gamma}{\gamma} \binom{\alpha - \sigma + \lambda + \gamma}} \left\| \eta^{\alpha - \sigma} D^{\beta - \gamma} \left(\frac{\eta^\lambda}{\sin^\lambda \eta} \right) \right\|_{\infty, I_0} \times \\ & \qquad \qquad \qquad \times \max_{\substack{\gamma \leq \beta \\ \sigma \leq \alpha}} \left\| x^\sigma D^{\gamma + \lambda} (x^\nu \phi) \right\|_\infty, \end{aligned}$$

where $I_0 = [-\frac{\pi}{2} \mathbf{1}, \frac{\pi}{2} \mathbf{1}]$.

2. $w_1\phi : S_{w,0} \rightarrow S$ is continuous where $S_{w,0}$ is endowed with the subspace topology.

3. ?? Derive an L^2 upper bound for $\int \left| \xi^\alpha D^\beta \left(\frac{\xi^\nu}{\sin^\lambda \xi} \phi(\xi) \right) \right|^2 d\xi$.

Proof. Part 1 We start with equation 9.72 i.e.

$$\begin{aligned} & D^\beta \left(\frac{\xi^\nu}{\sin^\lambda \xi} \phi(\xi) \right) \\ &= \frac{(-1)^{|\lambda|}}{(\lambda-1)!} \sum_{\gamma \leq \beta} \binom{\beta}{\gamma} D^{\beta-\gamma} \left(\frac{\eta^\lambda}{\sin^\lambda \eta} \right) \int_0^1 (1-\tau)^{\lambda-1} \tau^\gamma (D^{\gamma+\lambda} \phi_\nu)(\pi\alpha + \tau.\eta) d\tau, \end{aligned}$$

where $\xi = \pi\alpha + \eta$, $\eta \in I_0$. Define $I_\alpha = \pi\alpha + I_0$ for all $\alpha \in \mathbb{Z}^d$. The binomial theorem implies

$$\begin{aligned} \xi^\alpha &= (\pi\alpha + \tau.\eta + \eta - \tau.\eta)^\alpha = \sum_{\sigma \leq \alpha} \binom{\alpha}{\sigma} (\pi\alpha + \tau.\eta)^\sigma (\eta - \tau.\eta)^{\alpha-\sigma} \\ &= \sum_{\sigma \leq \alpha} \binom{\alpha}{\sigma} (\pi\alpha + \tau.\eta)^\sigma \eta^{\alpha-\sigma} (1-\tau)^{\alpha-\sigma}, \end{aligned}$$

so that

$$\begin{aligned} & \xi^\alpha D^\beta \left(\frac{\xi^\nu}{\sin^\lambda \xi} \phi(\xi) \right) \\ &= \frac{(-1)^{|\lambda|}}{(\lambda-1)!} \sum_{\gamma \leq \beta} \binom{\beta}{\gamma} D^{\beta-\gamma} \left(\frac{\eta^\lambda}{\sin^\lambda \eta} \right) \int_0^1 (1-\tau)^{\lambda-1} \tau^\gamma \xi^\alpha (D^{\gamma+\lambda} \phi_\nu)(\pi\alpha + \tau.\eta) d\tau \\ &= \frac{(-1)^{|\lambda|}}{(\lambda-1)!} \sum_{\gamma \leq \beta} \binom{\beta}{\gamma} D^{\beta-\gamma} \left(\frac{\eta^\lambda}{\sin^\lambda \eta} \right) \times \\ & \quad \times \int_0^1 (1-\tau)^{\lambda-1} \tau^\gamma \left(\sum_{\sigma \leq \alpha} \binom{\alpha}{\sigma} (\pi\alpha + \tau.\eta)^\sigma \eta^{\alpha-\sigma} (1-\tau)^{\alpha-\sigma} \right) (D^{\gamma+\lambda} \phi_\nu)(\pi\alpha + \tau.\eta) d\tau \\ &= \frac{(-1)^{|\lambda|}}{(\lambda-1)!} \sum_{\substack{\gamma \leq \beta \\ \sigma \leq \alpha}} \binom{\alpha}{\sigma} \binom{\beta}{\gamma} \eta^{\alpha-\sigma} D^{\beta-\gamma} \left(\frac{\eta^\lambda}{\sin^\lambda \eta} \right) \times \\ & \quad \times \int_0^1 (1-\tau)^{\alpha-\sigma+\lambda-1} \tau^\gamma (\pi\alpha + \tau.\eta)^\sigma (D^{\gamma+\lambda} \phi_\nu)(\pi\alpha + \tau.\eta) d\tau. \end{aligned}$$

This yields the sequence of estimates:

$$\begin{aligned}
 & \left| \xi^\alpha D^\beta \left(\frac{\xi^\nu}{\sin^\lambda \xi} \phi(\xi) \right) \right| \\
 &= \frac{1}{(\lambda-1)!} \sum_{\substack{\gamma \leq \beta, \sigma \leq \alpha}} \binom{\alpha}{\sigma} \binom{\beta}{\gamma} \left| \eta^{\alpha-\sigma} D^{\beta-\gamma} \left(\frac{\eta^\lambda}{\sin^\lambda \eta} \right) \right| \times \\
 & \quad \times \int_0^1 (1-\tau)^{\alpha-\sigma+\lambda-1} \tau^\gamma |(\pi\alpha + \tau\eta)^\sigma (D^{\gamma+\lambda} \phi_\nu)(\pi\alpha + \tau\eta)| d\tau \\
 & \leq \frac{1}{(\lambda-1)!} \sum_{\substack{\gamma \leq \beta \\ \sigma \leq \alpha}} \binom{\alpha}{\sigma} \binom{\beta}{\gamma} \left\| \eta^{\alpha-\sigma} D^{\beta-\gamma} \left(\frac{\eta^\lambda}{\sin^\lambda \eta} \right) \right\|_{\infty, I_0} \times \\
 & \quad \times \int_0^1 (1-\tau)^{\alpha-\sigma+\lambda-1} \tau^\gamma |(\pi\alpha + \tau\eta)^\sigma (D^{\gamma+\lambda} \phi_\nu)(\pi\alpha + \tau\eta)| d\tau \tag{9.75} \\
 & \leq \frac{1}{(\lambda-1)!} \sum_{\substack{\gamma \leq \beta \\ \sigma \leq \alpha}} \binom{\alpha}{\sigma} \binom{\beta}{\gamma} \left\| \eta^{\alpha-\sigma} D^{\beta-\gamma} \left(\frac{\eta^\lambda}{\sin^\lambda \eta} \right) \right\|_{\infty, I_0} \left(\int_0^1 (1-\tau)^{\alpha-\sigma+\lambda-1} \tau^\gamma d\tau \right) \|x^\sigma D^{\gamma+\lambda} \phi_\nu\|_{\infty, I_\alpha} \\
 & \Rightarrow \text{beta function} \Rightarrow \\
 & = \frac{1}{(\lambda-1)!} \sum_{\substack{\gamma \leq \beta \\ \sigma \leq \alpha}} \binom{\alpha}{\sigma} \binom{\beta}{\gamma} \left\| \eta^{\alpha-\sigma} D^{\beta-\gamma} \left(\frac{\eta^\lambda}{\sin^\lambda \eta} \right) \right\|_{\infty, I_0} \frac{1}{\binom{\alpha-\sigma+\lambda-1+\gamma}{\gamma} \binom{\alpha-\sigma+\lambda+\gamma}{\gamma}} \|x^\sigma D^{\gamma+\lambda} \phi_\nu\|_{\infty, I_\alpha} \\
 & = \frac{1}{(\lambda-1)!} \sum_{\substack{\gamma \leq \beta \\ \sigma \leq \alpha}} \frac{\binom{\alpha}{\sigma} \binom{\beta}{\gamma}}{\binom{\alpha-\sigma+\lambda-1+\gamma}{\gamma} \binom{\alpha-\sigma+\lambda+\gamma}{\gamma}} \left\| \eta^{\alpha-\sigma} D^{\beta-\gamma} \left(\frac{\eta^\lambda}{\sin^\lambda \eta} \right) \right\|_{\infty, I_0} \|x^\sigma D^{\gamma+\lambda} \phi_\nu\|_{\infty, I_\alpha} \\
 & \leq \frac{1}{(\lambda-1)!} \left(\sum_{\substack{\gamma \leq \beta \\ \sigma \leq \alpha}} \frac{\binom{\alpha}{\sigma} \binom{\beta}{\gamma}}{\binom{\alpha-\sigma+\lambda-1+\gamma}{\gamma} \binom{\alpha-\sigma+\lambda+\gamma}{\gamma}} \left\| \eta^{\alpha-\sigma} D^{\beta-\gamma} \left(\frac{\eta^\lambda}{\sin^\lambda \eta} \right) \right\|_{\infty, I_0} \right) \max_{\substack{\gamma \leq \beta \\ \sigma \leq \alpha}} \|x^\sigma D^{\gamma+\lambda} \phi_\nu\|_{\infty, I_\alpha} \\
 & \leq \frac{1}{(\lambda-1)!} \left(\sum_{\substack{\gamma \leq \beta \\ \sigma \leq \alpha}} \frac{\binom{\alpha}{\sigma} \binom{\beta}{\gamma}}{\binom{\alpha-\sigma+\lambda-1+\gamma}{\gamma} \binom{\alpha-\sigma+\lambda+\gamma}{\gamma}} \left\| \eta^{\alpha-\sigma} D^{\beta-\gamma} \left(\frac{\eta^\lambda}{\sin^\lambda \eta} \right) \right\|_{\infty, I_0} \right) \max_{\substack{\gamma \leq \beta \\ \sigma \leq \alpha}} \|x^\sigma D^{\gamma+\lambda} (x^\nu \phi)\|_\infty.
 \end{aligned}$$

Part 2 Follows directly from the inequality proved in part 1.

Part 3 ?? Copy proof of part 1 of Theorem 466. ■

Recall that τ_a denotes the translation operator $\tau_a f(x) = f(x - a)$.

Corollary 470 If w is a B-spline weight function with parameters ν and λ then:

1. $w \in W_{S;0}$ and

$$\int w |\phi|^2 \leq \left(\frac{\pi}{2} \right)^{2|\lambda|} \left(\left(\frac{2^{|\lambda-\nu|}}{(2(\lambda-\nu)-1)!!} \right)^2 \|D^{\lambda-\nu} \phi\|_2^2 + \left(\frac{2^{|\lambda|}}{(2\lambda-1)!!} \right)^2 \|D^\lambda (x^\nu \phi)\|_2^2 \right),$$

when $\phi \in S_{w,0}$. Here we have used the notation 9.62.

2. $S_{w,0} = \frac{\sin^\lambda \xi}{\xi^\nu} S$, $\frac{\sin^\lambda \xi}{\xi^\nu} \in L^2$ and $\check{S}_{w,0} = \left(\frac{\sin^\lambda \xi}{\xi^\nu} \right)^\vee * S \in L^r$ for any $2 \leq r \leq \infty$. Here where we are using the "L^p" convolution described by Young's inequality in part 6 of Definition 684.

3. $\check{S}_{w,0} * \check{S}_{w,0} = G * S * S \subset G * S$.

4. $G * S \subset \check{S}_{w,0}$.

$$5. \check{S}_{w,0} * \check{S}_{w,0} \subset \check{S}_{w,0}.$$

6. If $\psi \in \check{S}_{w,0}$ then

$$\|\psi\|_{w,0}^2 \leq \left(\frac{\pi}{2}\right)^{2|\lambda|} \left(\left(\frac{2^{|\lambda-\nu|}}{(2(\lambda-\nu)-1)!!} \right)^2 \|x^{\lambda-\nu}\psi\|_2^2 + \left(\frac{2^{|\lambda|}}{(2\lambda-1)!!} \right)^2 \|x^\lambda D^\nu \psi\|_2^2 \right).$$

Proof. Part 1 Part 1 of Theorem 466.

Part 2 If $\phi \in S_{w,0}$ then by part 3 of Theorem 466, $\frac{\xi^\nu}{\sin^\lambda \xi} \phi \in S$. If $\phi \in \frac{\sin^\lambda \xi}{\xi^\nu} S$ then $\frac{\xi^\nu}{\sin^\lambda \xi} \phi \in S$ and so $\left| \frac{\xi^\nu}{\sin^\lambda \xi} \phi \right|^2 = w |\phi|^2 \in S$ and consequently $\int w |\phi|^2 < \infty$ i.e. $\phi \in S_{w,0}$. Thus $S_{w,0} = \frac{\sin^\lambda \xi}{\xi^\nu} S$.

By definition $\frac{\sin^{2\lambda} \xi}{\xi^{2\nu}} \in L^1$ and so $\frac{\sin^\lambda \xi}{\xi^\nu} \in L^2$. Also $S \subset L^q$ when $1 \leq q \leq \infty$ and so by Young's convolution estimate:

$$(2\pi)^{d/2} \|u * v\|_r \leq \|u\|_p \|v\|_q, \text{ where } \begin{cases} \frac{1}{p} + \frac{1}{q} = 1 + \frac{1}{r}, \\ 1 \leq p, q, r \leq \infty, \end{cases}$$

the convolution is an L^r function for any $2 \leq r \leq \infty$.

Part 3 Extend Young's inequality to two convolutions and then write

$$\begin{aligned} \check{S}_{w,0} * \check{S}_{w,0} &= \left(\left(\frac{\sin^\lambda \xi}{\xi^\nu} \right)^\vee * S \right) * \left(\left(\frac{\sin^\lambda \xi}{\xi^\nu} \right)^\vee * S \right) \\ &= \left(\left(\frac{\sin^\lambda \xi}{\xi^\nu} \right)^\vee * \left(\frac{\sin^\lambda \xi}{\xi^\nu} \right)^\vee \right) * S * S \\ &: \text{part 9 of Definition 684} \Rightarrow \\ &= \left(\frac{\sin^{2\lambda} \xi}{\xi^{2\nu}} \right)^\vee * S * S \\ &= G * S * S \\ &: \text{part 8 of Definition 684} \Rightarrow \\ &\subset G * S. \end{aligned}$$

Part 4 $S_{w,0} = \frac{\sin^\lambda \xi}{\xi^\nu} S \Leftrightarrow \frac{\sin^\lambda \xi}{\xi^\nu} S_{w,0} = \frac{1}{w} S \Rightarrow \frac{1}{w} S \subset S_{w,0} \Leftrightarrow \left(\frac{1}{w} S\right)^\vee \subset \check{S}_{w,0} \Leftrightarrow G * S \subset \check{S}_{w,0}$.

Part 5 Apply parts 3 and 4.

Part 6 If $\phi \in S_{w,0}$ then from part 1,

$$\begin{aligned} \left\| \check{\phi} \right\|_{w,0}^2 &= \int \frac{\eta^{2\nu}}{\sin^{2\lambda} \eta} \left| \widehat{\check{\phi}}(\eta) \right|^2 d\eta \leq \\ &\leq \left(\frac{\pi}{2}\right)^{2|\lambda|} \left(\left(\frac{2^{|\lambda-\nu|}}{(2(\lambda-\nu)-1)!!} \right)^2 \left\| D^{\lambda-\nu} \widehat{\check{\phi}} \right\|_2^2 + \left(\frac{2^{|\lambda|}}{(2\lambda-1)!!} \right)^2 \left\| D^\lambda \left(x^\nu \widehat{\check{\phi}} \right) \right\|_2^2 \right) \\ &\leq \left(\frac{\pi}{2}\right)^{2|\lambda|} \left(\left(\frac{2^{|\lambda-\nu|}}{(2(\lambda-\nu)-1)!!} \right)^2 \left\| \widehat{x^{\lambda-\nu} \check{\phi}} \right\|_2^2 + \left(\frac{2^{|\lambda|}}{(2\lambda-1)!!} \right)^2 \left\| \widehat{x^\lambda D^\nu \check{\phi}} \right\|_2^2 \right) \\ &= \left(\frac{\pi}{2}\right)^{2|\lambda|} \left(\left(\frac{2^{|\lambda-\nu|}}{(2(\lambda-\nu)-1)!!} \right)^2 \left\| x^{\lambda-\nu} \check{\phi} \right\|_2^2 + \left(\frac{2^{|\lambda|}}{(2\lambda-1)!!} \right)^2 \left\| x^\lambda D^\nu \check{\phi} \right\|_2^2 \right). \end{aligned}$$

■

??? **ALSO SEE** Definition 509 and Corollary 521 in the section about the space $\widetilde{X}_{1/w}^0$.

Definition 471 *The operators $\mathcal{I}_1 : X_w^0 \rightarrow L^2$ and $\mathcal{J}_1 : L^2 \rightarrow X_w^0$. The operators $\mathcal{I} : X_w^0 \rightarrow L^2$ and $\mathcal{J} : L^2 \rightarrow X_w^0$ were introduced in Definition 24 using \sqrt{w} and their properties described in Theorem 25.*

Suppose instead we use a function w_1 such that $(w_1)^2 = w$ and define the operators \mathcal{I}_1 and \mathcal{J}_1 by

$$\begin{aligned} \mathcal{I}_1 u &:= (w_1 \hat{u})^\vee, \quad u \in X_w^0. \\ \mathcal{J}_1 f &:= \left(\frac{1}{w_1} \hat{f} \right)^\vee, \quad f \in L^2. \end{aligned}$$

Then it is easy to show that $\mathcal{I}_1 : X_w^0 \rightarrow L^2$ is an isometric isomorphism (as was \mathcal{I}) with left/right inverse \mathcal{J}_1 - \mathcal{J}_1 corresponding to the operator \mathcal{J} .

Regarding Theorem 25, \mathcal{I}_1 and \mathcal{J}_1 have the same properties as \mathcal{I} and \mathcal{J} except with \sqrt{w} replaced by w_1 . Since $1/w \in L^1$ we have $1/w_1 \in L^2$ and we define

$$G_1 := \left(\frac{1}{w_1} \right)^\vee \in L^2.$$

We can now express the basis function G as

$$G = \left(\frac{1}{w} \right)^\vee = \left(\frac{1}{w_1} \frac{1}{w_1} \right)^\vee = \left(\frac{1}{w_1} \right)^\vee * \left(\frac{1}{w_1} \right)^\vee = G_1 * G_1,$$

and clearly

$$\mathcal{J}_1 f := G_1 * f, \quad f \in L^2.$$

Lemma 472 $S^2 := S.S = S$ where $S.S$ indicates the pointwise product of functions in S .

Proof. ?? This result is proved in the Theorem in Paul Garrett’s PDF document ”Weil-Schwartz envelopes for rapidly decreasing functions.” dated December 21, 2004. HOW to reference the document? Garrett suggests cite URL, adding ”[after Weil]”?

The document ”faculty.gvsu.edu/alayontf/notes/dixmier_malliavin.pdfShare” proves the 1-dim case. ■

??? **The following theorem is UNFINISHED.**

See also Remark ?? 476 regarding the **Fourier transform of a weight function.**

Theorem 473 *Suppose w is any B-spline weight function, say $w = \frac{\xi^{2\nu}}{\sin^{2\lambda} \xi}$. Now choose $w_1 = \frac{\xi^\nu}{\sin^\lambda \xi}$. Then:*

1. $G_1 * S = \overset{\vee}{S}_{w,0}$ and $\overset{\vee}{S}_{w,0} * \overset{\vee}{S}_{w,0} = G * S$ which is a vector space.
2. $\mathcal{I}_1 : \overset{\vee}{S}_{w,0} \rightarrow S$ and is onto and $\mathcal{J}_1 : S \rightarrow \overset{\vee}{S}_{w,0}$ and is onto.
3. $\mathcal{I}_1 : \overset{\vee}{S}_{w,0} * \overset{\vee}{S}_{w,0} \rightarrow \overset{\vee}{S}_{w,0}$ is onto and $\mathcal{J}_1 : \overset{\vee}{S}_{w,0} \rightarrow \overset{\vee}{S}_{w,0} * \overset{\vee}{S}_{w,0}$ is onto.
4. ?? $\mathcal{L}\tilde{\mathcal{L}}$ restricted to $\overset{\vee}{S}_{w,0}$ is \mathcal{I}_1 .
5. ?? The operator $\mathcal{L}\tilde{\mathcal{L}} : \overset{\vee}{S}_{w,0} \rightarrow S$ and is 1-1 and onto?
6. ?? $\overset{\vee}{S}_{w,0}$ is dense in L^1 and $\overset{\vee}{S}_{w,0} * \overset{\vee}{S}_{w,0}$ is dense in X_w^0 .
7. **See summary Figure 9.76 below.**

Proof. Part 1 From part 2 of Corollary 470, $S_{w,0} = \frac{1}{w_1} S$ i.e. $\overset{\vee}{S}_{w,0} = G_1 * S$. Thus $\overset{\vee}{S}_{w,0} * \overset{\vee}{S}_{w,0} = (G_1 * S) * (G_1 * S) = G * S$ which is a vector space.

Part 2 If $\psi \in \overset{\vee}{S}_{w,0}$ then $\mathcal{I}_1 \psi = (w_1 \hat{\psi})^\vee \in S$ since $w_1 S_{w,0} = S$.

If $\phi \in S$ then $\mathcal{J}_1 \phi = \left(\frac{1}{w_1} \hat{\phi} \right)^\vee \in \overset{\vee}{S}_{w,0}$. The onto-ness of the two operators now follows from the fact that $\mathcal{J}_1 \mathcal{I}_1 = \mathcal{I}_1 \mathcal{J}_1 = I$.

Part 3 Suppose $\psi_1, \psi_2 \in S_{w,0}$. We first show that $\mathcal{I}_1 \left(\overset{\vee}{\psi_1} * \overset{\vee}{\psi_2} \right) \in \overset{\vee}{S}_{w,0}$.

Now $\mathcal{I}_1 \left(\overset{\vee}{\psi_1} * \overset{\vee}{\psi_2} \right) \in \overset{\vee}{S}_{w,0}$ iff $w_1 \left(\overset{\vee}{\psi_1} * \overset{\vee}{\psi_2} \right)^\wedge \in S_{w,0}$ iff $w_1 \psi_1 \psi_2 \in S_{w,0}$ iff $w_1 \psi_1 w_1 \psi_2 \in w_1 S_{w,0} = S$ which is clearly true.

Suppose $\psi_3 \in S_{w,0}$. Then $\mathcal{J}_1 \overset{\vee}{\psi_3} = \left(\frac{1}{w_1} \psi_3 \right)^\vee = G_1 * \overset{\vee}{\psi_3}$ and we require the existence of $\psi_1, \psi_2 \in S_{w,0}$ such that $G_1 * \overset{\vee}{\psi_3} = \overset{\vee}{\psi_1} * \overset{\vee}{\psi_2}$ i.e. $\frac{1}{w_1} \psi_3 = \psi_1 \psi_2 \Leftrightarrow \psi_3 = w_1 \psi_1 \psi_2 \Leftrightarrow w_1 \psi_3 = w_1 \psi_1 w_1 \psi_2 \Leftrightarrow S.S = S^2 = S$ and this is true by Lemma 472.

Part 4 ??

Part 5 ??

Part 6 ??

Part 7 Summary figure:

$$\begin{array}{ccccccc}
 \widetilde{X}_{1/w}^0, X_{1/w}^0 & \xleftarrow{\widetilde{\mathcal{L}}, \mathcal{L}} & L^2 & \xrightleftharpoons[\mathcal{J}_1]{\mathcal{I}_1 : i.i.} & & X_w^0 & \\
 \uparrow & & \uparrow & & & \uparrow & \\
 \uparrow & & S & \xleftarrow{\mathcal{I}_1} & \overset{\vee}{S}_{w,0} = G_1 * S & & \\
 \uparrow & & \uparrow & & \uparrow & & \\
 S & \xleftarrow{\widetilde{\mathcal{L}}, \mathcal{L}} & \overset{\vee}{S}_{w,0} & \xleftarrow{\mathcal{I}_1} & \overset{\vee}{S}_{w,0} * \overset{\vee}{S}_{w,0} = G * S & &
 \end{array} \tag{9.76}$$

■

Remark 474 1) ?? Define $\Psi : S \times S \rightarrow S$ by $\Psi(\phi, \psi) = \phi\psi$. Endow $S \times S$ with a suitable sequence of seminorms. Show Ψ is continuous. Lemma 472 implies Ψ is onto.

2) Given $u \in S'$ define $v : S \times S \rightarrow \mathbb{C}$ by $v(\phi, \psi) = [u, \Psi(\phi, \psi)]$. Write $v = \Psi^*$?

3) Part 2 of Corollary 469 implies $w_1 \phi : S_{w,0} \rightarrow S$ is continuous and so $u \in S'$ implies $[u, w_1 \phi] \in S'_{w,0}$.

4) $[u, w_1 \phi] : S' \rightarrow S'_{w,0}$ is continuous.

$$\begin{array}{ccc}
 S_{w,0} & \xrightarrow{w_1} & S \\
 & \searrow & u \downarrow \in S' \\
 & & \mathbb{C}
 \end{array}$$

5) ?? $\frac{1}{w_1} \psi : S \rightarrow S_{w,0}$ is continuous.

6) ??

?? Is this theorem, in particular part 3, in the right place? See Definitions 567, 485 and 542 and other stuff.

Theorem 475 ?? FIX! Suppose w is a (homogeneous) extended B-spline weight function i.e. $w = \frac{x^{2n-1}}{\sin^{2n} x}$. Then:

1. $\phi \in \widehat{S}_{w,0}$ iff $\overline{\phi} \in \overset{\vee}{S}_{w,0}$.
2. If w is even then $\widehat{S}_{w,0} = \overset{\vee}{S}_{w,0}$.
3. ?? $(\widehat{S}_{w,0})' = (S'_{w,0})^\vee$ and $(\overset{\vee}{S}_{w,0})' = (S'_{w,0})^\wedge$.
4. $\int w \phi \overline{\psi}$ is a bilinear form on $S_{w,0} \otimes S_{w,0}$ and

$$\int w \phi \overline{\psi} \leq \left(\int w |\phi|^2 \right)^{1/2} \left(\int w |\psi|^2 \right)^{1/2}.$$

Proof. The identities $\widehat{\phi}(\xi) = \phi(-\xi)$ and then $\check{\phi}(-\xi) = \widehat{\phi}(\xi)$ imply:

Part 1 $\overline{\phi} \in \check{S}_{w,0} \Leftrightarrow \phi \in \overline{S}_{w,0} = \widehat{S}_{w,0} = S_{w,0}$.

Part 2 If $\phi \in \widehat{S}_{w,0}$ then $\int w |\widehat{\phi}|^2$, and since w is even

$$\int w |\check{\phi}|^2 = \int w(\xi) |\check{\phi}(-\xi)|^2 d\xi = \int w |\widehat{\phi}|^2,$$

so that $\phi \in \check{S}_{w,0}$ and the argument is reversible.

Part 3 ?? FINISH! If $g \in (\widehat{S}_{w,0})'$ and $\psi \in S_{w,0}$ then $[\widehat{g}, \psi] = [g, \widehat{\psi}]$.

?? If $g \in (\check{S}_{w,0})'$ and $\psi \in S_{w,0}$ then $[\check{g}, \psi] = [g, \check{\psi}]$.

Part 4 Use the Cauchy-Schwartz inequality. ■

Remark 476 ?? Define the Fourier transform of a weight function

1) We use part 4 of Theorem 475 to define the Fourier transform \widehat{w} of a weight function w on the subspace $\check{S}_{w,0} * \check{S}_{w,0} = G * S$ of $\check{S}_{w,0}$. In fact, for $\phi, \psi \in S_{w,0}$,

$$\left[\widehat{w}, \check{\phi} * \check{\psi} \right] := [w, \phi\overline{\psi}] = \int w\phi\overline{\psi} = \int w_1\phi w_1\overline{\psi},$$

and the integral exists since by the Cauchy-Schwartz theorem

$$\left| \int w\phi\overline{\psi} \right| \leq \int w|\phi||\psi| = \int \sqrt{w}|\phi|\sqrt{w}|\psi| \leq \left(\int w|\phi|^2 \right)^{1/2} \left(\int w|\psi|^2 \right)^{1/2} < \infty.$$

2) Further

$$\int w|\phi|^2 = [w, \phi\overline{\phi}] = \left[\widehat{w}, \check{\phi} * \check{\phi} \right],$$

so that

$$\left| \left[\widehat{w}, \check{\phi} * \check{\psi} \right] \right| \leq \left[\widehat{w}, \check{\phi} * \check{\phi} \right] \left[\widehat{w}, \check{\psi} * \check{\psi} \right].$$

3)

$$\begin{aligned} \left\{ \check{\phi} * \check{\phi} : \phi \in \check{S}_{w,0} \right\} &\subset \check{S}_{w,0} * \check{S}_{w,0}. \\ \left\{ \check{\phi} * \check{\phi} : \phi \in \check{S}_{w,0} \right\} &= \left\{ (|\phi|^2)^\vee : \phi \in \check{S}_{w,0} \right\} = \left\{ |\phi|^2 : \phi \in \check{S}_{w,0} \right\}^\vee. \end{aligned}$$

Hence

$$\left[\widehat{w}, \check{\phi} * \check{\phi} \right] = \left[\widehat{w}, (|\phi|^2)^\vee \right] = \int w|\phi|^2.$$

4) Noting part 1 we denote the mapping $\phi \rightarrow \left[\widehat{w}, \check{\phi} * \check{\phi} \right]$ by \widehat{w} and it's action by $\widehat{w}(\phi)$. Part 1 implies it satisfies:

$$\widehat{w} : S_{w,0} \rightarrow S'_{w,0},$$

and is continuous in the sense that if $\phi_k \rightarrow \phi$ in $S_{w,0}$ then $\widehat{w}(\phi_k) \rightarrow \widehat{w}(\phi)$ in $S'_{w,0}$ i.e. $[\widehat{w}(\phi_k), \psi] \rightarrow [\widehat{w}(\phi), \psi]$ for all $\psi \in S_{w,0}$.

So the Fourier transform of a weight function can be regarded as a continuous mapping from $S_{w,0}$ to $S'_{w,0}$.

???

Remark 477 Characterize S'_A HARD! Necessary? ??

$S'_A(\mathbb{R}^d)$ contains all distributions the form Wg where $g(x) = f(x')G(x'')$, $f \in \check{S}_{w,0} \cup G * S$, G is the basis function in $\mathbb{R}^{d''}$ and $d'' \geq 1$.

??

Remark 478 Also contains all functions $g(\pi x)$ where π is any permutation.

Can replace G by a function in W_G .

To characterize tempered distributions with support at isolated points a Taylor series expansion was used. What about in two dimensions for the case $A = \{x : x_1 = 0\}$?

Perhaps $S'_A = \sum_{k=1}^M (D_1^{n_k} \delta_1)(x_1) u_k(x_2)$ with all $u_k \in S'$?

Use the translation operator.

What about S'_A ? A is the union of translated hyperplanes through the origin.

$S'_{\tau_a A} = \tau_{-a} S'_A$?

But the infinite sum is a problem? Sequence characterization in Arfken [6]?

The tensor product central difference weight functions

We will now characterize the space of functions $S_{w,0}$ for the tensor product central difference weight functions (Section 5.2) subject to the constraint 5.14, as well as showing that $w \in W_{S;0}$ (Definition 433).

Theorem 479 Suppose w is a tensor product central difference weight function on \mathbb{R}^d satisfying 5.14 for parameters n and l .

Then $S_{w,0} = S_{\otimes, l-n}(\mathbf{0})$. Further, $w \in W_{S;0}$ and

$$\int w |\phi|^2 \leq 2^d \left(k'_1 + \frac{c'_1}{((l-n)!)^2} \right)^d \max_{0 \leq \alpha \leq 1} \|x^{(n+1)(1-\alpha)} D^{(l-n)\alpha} \phi(x)\|_\infty^2, \quad \phi \in S_{w,0}, \tag{9.77}$$

where c'_1, k'_1 are defined by 5.28 and 5.29.

Proof. For $a < b \in \mathbb{R}^d$ let $R[a, b] = \{x : a \leq x \leq b\}$ denote the closed rectangle with extreme corners a and b .

Denote the univariate weight function by w_1 and set $m = l - n$. Since w satisfies 5.14 we can use Corollary 220. Specifically, when $r = 1$ inequality 5.29 becomes

$$\frac{c_1}{s^{2m}} \leq w_1(s) \leq \frac{c'_1}{s^{2m}}, \quad |s| \leq 1, / \tag{9.78}$$

for some constants $c'_1 > c_1 > 0$, and inequality 5.28 becomes

$$k_1 s^{2n} \leq w_1(s) \leq k'_1 s^{2n}, \quad |s| \geq 1, \tag{9.79}$$

for some constants $k'_1 > k_1 > 0$. The lower bound of 9.78 implies

$$(c_1)^d \int_0^1 \frac{|\phi(\xi)|^2}{\xi^{2m1}} d\xi < \int_{\mathbb{R}^d} w(\xi) |\phi(\xi)|^2 d\xi < \infty,$$

and Lemma 458 implies $\phi \in S_{\otimes, m}(\mathbf{0}) = S_{\otimes, l-n}(\mathbf{0})$ and we have demonstrated that $S_{w,0} \subset S_{\otimes, l-n}(\mathbf{0})$.

Now suppose that $\phi \in S_{\otimes, m}(\mathbf{0})$. We will require the following covering of \mathbb{R}^d :

$$\mathbb{R}^d = \bigcup_{\mathbf{0} \leq \alpha \leq \mathbf{1}} A_\alpha = \bigcup_{\mathbf{0} \leq \alpha \leq \mathbf{1}} (I(\alpha_1) \times I(\alpha_2) \times \dots \times I(\alpha_d)),$$

where

$$I(0) = [-1, 1], \quad I(1) = [-\infty, -1] \cup [1, \infty].$$

Hence

$$\begin{aligned} \int_{\mathbb{R}^d} w |\phi|^2 &= \sum_{0 \leq \alpha \leq 1} \int_{A_\alpha} w |\phi|^2 \\ &= \sum_{0 \leq \alpha \leq 1} \int_{I(\alpha_d)} \dots \int_{I(\alpha_2)} \int_{I(\alpha_1)} w(x) |\phi(x)|^2 dx \\ &= \sum_{0 \leq \alpha \leq 1} \int_{I(\alpha_d)} w_1(x_d) \dots \int_{I(\alpha_2)} w_1(x_2) \int_{I(\alpha_1)} w_1(x_1) |\phi(x)|^2 dx, \end{aligned}$$

For each α let π_α be a permutation such that $\pi_\alpha \alpha = (\mathbf{1}', \mathbf{0}'')$ and set $k_\beta = |\mathbf{1}'|$. Then $\beta = \pi_\alpha \alpha$ satisfies $A_\beta = I(0)^{k_\beta} \times I(1)^{d-k_\beta}$ and for each α we apply π_α to the variables of integration so that all the partial integrations over $I(0)$ are carried out first i.e. let $y = \pi_\alpha x$ so that $x = \pi_\alpha y$ and the Jacobian is ± 1 . In the sequel we will make use of the notation $\phi_\alpha = \phi \circ \pi_\alpha, y' = (y_1, \dots, y_{k_\alpha}), y'' = (y_{k_\alpha+1}, \dots, y_d), w'(y') = w_1(x_1) \dots w_1(x_{k_\alpha}), w''(y'') = w_1(x_{k_\alpha+1}) \dots w_1(x_d)$.

Now

$$\begin{aligned} \int_{\mathbb{R}^d} w |\phi|^2 &= \sum_{0 \leq \alpha \leq 1} \int_{I(\alpha_d)} w_1(x_d) \dots \int_{I(\alpha_2)} w_1(x_2) \int_{I(\alpha_1)} w_1(x_1) |\phi(x)|^2 dx \\ &= \sum_{0 \leq \alpha \leq 1} \int_{I(1)^{d-k_\alpha}} w''(y'') \int_{I(0)^{k_\alpha}} w'(y') |\phi_\alpha(y)|^2 dy' dy'' \\ &\leq \sum_{0 \leq \alpha \leq 1} (k'_1)^{d-k_\alpha} (c'_1)^{k_\alpha} \int_{I(1)^{d-k_\alpha}} \int_{I(0)^{k_\alpha}} y^{2n(\mathbf{0}', \mathbf{1}'')} \frac{|\phi_\alpha(y)|^2}{y^{2m(\mathbf{1}', \mathbf{0}'')}} dy' dy''. \end{aligned}$$

But $\phi \in S_{\otimes, m}(\mathbf{0})$ implies $\phi_\alpha \in S_{\otimes, m}(\mathbf{0})$ and by 9.42 when $\delta = (\mathbf{1}', \mathbf{0}'')$ there exists a vector of functions $t' = (t_i)_{i=1}^{k_\alpha}$ such that $\mathbf{0}' < t' < \mathbf{1}'$ and

$$\phi_\alpha(y) = \frac{1}{(m!)^{k_\alpha}} y^{m(\mathbf{1}', \mathbf{0}'')} \left(D^{m(\mathbf{1}', \mathbf{0}'')} \phi_\alpha \right) (t'(y) \cdot y', y''), \quad y \in \mathbb{R}^d,$$

where \cdot denotes the component-wise product of vectors. Thus

$$\begin{aligned} &\int_{\mathbb{R}^d} w |\phi|^2 \\ &\leq \sum_{0 \leq \alpha \leq 1} \frac{(k'_1)^{d-k_\alpha} (c'_1)^{k_\alpha}}{(m!)^{2k_\alpha}} \int_{I(1)^{d-k_\alpha}} \int_{I(0)^{k_\alpha}} y^{2n(\mathbf{0}', \mathbf{1}'')} \left| \left(D^{m(\mathbf{1}', \mathbf{0}'')} \phi_\alpha \right) (t'(y) \cdot y', y'') \right|^2 dy' dy'' \\ &\leq \left(\sum_{0 \leq \alpha \leq 1} \frac{(k'_1)^{d-k_\alpha} (c'_1)^{k_\alpha}}{(m!)^{2k_\alpha}} \right) \max_{0 \leq \alpha \leq 1} \int_{I(1)^{d-k_\alpha}} \int_{I(0)^{k_\alpha}} y^{2n(\mathbf{0}', \mathbf{1}'')} \left| \left(D^{m(\mathbf{1}', \mathbf{0}'')} \phi_\alpha \right) (t'(y) \cdot y', y'') \right|^2 dy' dy''. \end{aligned}$$

and regarding the leading constant:

$$\begin{aligned} \sum_{0 \leq \alpha \leq 1} \frac{(k'_1)^{d-k_\alpha} (c'_1)^{k_\alpha}}{(m!)^{2k_\alpha}} &= \sum_{0 \leq \alpha \leq 1} (k'_1)^{d-k_\alpha} \left(\frac{c'_1}{(m!)^2} \right)^{k_\alpha} = \sum_{k=1}^d \left(\sum_{k_\alpha=k} 1 \right) (k'_1)^{d-k_\alpha} \left(\frac{c'_1}{(m!)^2} \right)^{k_\alpha} \\ &= \sum_{k_\alpha=1}^d \binom{d}{k} (k'_1)^{d-k_\alpha} \left(\frac{c'_1}{(m!)^2} \right)^{k_\alpha} \\ &= \left(k'_1 + \frac{c'_1}{(m!)^2} \right)^d, \end{aligned}$$

so that

$$\int_{\mathbb{R}^d} w |\phi|^2 \leq \left(k'_1 + \frac{c'_1}{(m!)^2} \right)^d \max_{0 \leq \alpha \leq 1} \int_{I(1)^{d-k_\alpha}} \int_{I(0)^{k_\alpha}} y^{2n(\mathbf{o}', \mathbf{1}'')} \left| \left(D^m(\mathbf{1}', \mathbf{o}'') \phi_\alpha \right) (t'(y) \cdot y', y'') \right|^2 dy' dy'',$$

so that

$$\begin{aligned} & \int_{\mathbb{R}^d} w |\phi|^2 \\ & \leq \left(k'_1 + \frac{c'_1}{(m!)^2} \right)^d \max_{0 \leq \alpha \leq 1} \int_{I(1)^{d-k_\alpha}} \int_{I(0)^{k_\alpha}} y^{2n(\mathbf{o}', \mathbf{1}'')} \left| \left(D^m(\mathbf{1}', \mathbf{o}'') \phi_\alpha \right) (t'(y) \cdot y', y'') \right|^2 dy' dy'' \\ & = \left(k'_1 + \frac{c'_1}{(m!)^2} \right)^d \max_{0 \leq \alpha \leq 1} \int_{I(1)^{d-k_\alpha}} \int_{I(0)^{k_\alpha}} \frac{1}{y^{2\mathbf{1}''}} y^{(2n+2)(\mathbf{o}', \mathbf{1}'')} \left| \left(D^m(\mathbf{1}', \mathbf{o}'') \phi_\alpha \right) (t'(y) \cdot y', y'') \right|^2 dy' dy'' \\ & \leq \left(k'_1 + \frac{c'_1}{(m!)^2} \right)^d \max_{0 \leq \alpha \leq 1} \left\| y^{(2n+2)(\mathbf{o}', \mathbf{1}'')} \left| \left(D^m(\mathbf{1}', \mathbf{o}'') \phi_\alpha \right) (t'(y) \cdot y', y'') \right|^2 \right\|_\infty \int_{I(1)^{d-k_\alpha}} \int_{I(0)^{k_\alpha}} \frac{dy' dy''}{y^{2\mathbf{1}''}} \\ & \leq \left(k'_1 + \frac{c'_1}{(m!)^2} \right)^d \max_{0 \leq \alpha \leq 1} \left\| y^{(n+1)(\mathbf{o}', \mathbf{1}'')} D^m(\mathbf{1}', \mathbf{o}'') \phi_\alpha (y) \right\|_\infty^2 \int_{I(1)^{d-k_\alpha}} \int_{I(0)^{k_\alpha}} \frac{dy' dy''}{y^{2\mathbf{1}''}} \\ & = \left(k'_1 + \frac{c'_1}{(m!)^2} \right)^d \max_{0 \leq \alpha \leq 1} 2^{k_\alpha} \left\| y^{(n+1)(\mathbf{o}', \mathbf{1}'')} D^m(\mathbf{1}', \mathbf{o}'') \phi_\alpha (y) \right\|_\infty^2 \\ & \leq 2^d \left(k'_1 + \frac{c'_1}{(m!)^2} \right)^d \max_{0 \leq \alpha \leq 1} \left\| y^{(n+1)(\mathbf{o}', \mathbf{1}'')} D^m(\mathbf{1}', \mathbf{o}'') \phi_\alpha (y) \right\|_\infty^2. \end{aligned}$$

But if $y = \pi_\alpha x$ then

$$y^{(\mathbf{o}', \mathbf{1}'')} = (\pi_\alpha x)^{(\mathbf{o}', \mathbf{1}'')} = x^{\pi_\alpha(\mathbf{o}', \mathbf{1}'')} = x^{\pi_\alpha(\mathbf{1} - (\mathbf{1}', \mathbf{o}''))} = x^{\mathbf{1} - \alpha},$$

so that

$$y^{(n+1)(\mathbf{o}', \mathbf{1}'')} = x^{(n+1)(\mathbf{1} - \alpha)}.$$

and also

$$D^m(\mathbf{1}', \mathbf{o}'') \phi_\alpha (y) = \left(D^m(\mathbf{1}', \mathbf{o}'') (\phi \circ \pi_\alpha) \right) (\pi_\alpha x) = D^{m\alpha} \phi (x).$$

Thus

$$\begin{aligned} \int_{\mathbb{R}^d} w |\phi|^2 & \leq 2^d \left(k'_1 + \frac{c'_1}{(m!)^2} \right)^d \max_{0 \leq \alpha \leq 1} \left\| y^{(n+1)(\mathbf{o}', \mathbf{1}'')} D^m(\mathbf{1}', \mathbf{o}'') \phi_\alpha (y) \right\|_\infty^2 \\ & = 2^d \left(k'_1 + \frac{c'_1}{(m!)^2} \right)^d \max_{0 \leq \alpha \leq 1} \left\| x^{(n+1)(\mathbf{1} - \alpha)} D^{m\alpha} \phi (x) \right\|_\infty^2 \\ & = 2^d \left(k'_1 + \frac{c'_1}{((l-n)!)^2} \right)^d \max_{0 \leq \alpha \leq 1} \left\| x^{(n+1)(\mathbf{1} - \alpha)} D^{(l-n)\alpha} \phi (x) \right\|_\infty^2, \end{aligned}$$

which proves 9.77. We can also conclude that $\phi \in S_{w,0}$ implies $\phi \in S_{\otimes, l-n}(\mathbf{0})$ and thus $S_{w,0} = S_{\otimes, (l-n)\mathbf{1}}(\mathbf{0})$.

Part 6 From part 1,

$$\begin{aligned} \int &\leq \left\| \phi \right\|_{w,0}^2 \\ &\leq \left(\frac{\pi}{2}\right)^{2|\lambda|} \left(\left(\frac{2^{|\lambda-\nu|}}{(2(\lambda-\nu)-1)!!}\right)^2 \left\| \widehat{x^{\lambda-\nu}\phi} \right\|_2^2 + \left(\frac{2^{|\lambda|}}{(2\lambda-1)!!}\right)^2 \left\| \widehat{x^\lambda D^\nu \phi} \right\|_2^2 \right) \\ &= \left(\frac{\pi}{2}\right)^{2|\lambda|} \left(\left(\frac{2^{|\lambda-\nu|}}{(2(\lambda-\nu)-1)!!}\right)^2 \left\| x^{\lambda-\nu} \phi \right\|_2^2 + \left(\frac{2^{|\lambda|}}{(2\lambda-1)!!}\right)^2 \left\| x^\lambda D^\nu \phi \right\|_2^2 \right) \end{aligned}$$

■

Corollary 480 $S_{w,0} = \frac{1}{w}S$.

Proof. ?? ■

Remark 481 ??? *These calculations relate to trying to prove: $\int w |\chi\eta|^2 \leq C \left(\int w |\chi|^2\right) \left(\int w |\eta|^2\right)$ when $\chi, \eta \in S_{w,0} = S_{\otimes, (l-n)\mathbf{1}}(\mathbf{0})$.*

Suppose the conditions of Theorem 211 are satisfied. Then by Theorem 211 if $m = l - n$ then

$$\frac{c_1}{s^{2m}} \leq w_1(s) \leq \frac{c'_1}{s^{2m}}, \quad |s| \leq 1, /$$

for some constants $c'_1 > c_1 > 0$, and

$$k_1 s^{2n} \leq w_1(s) \leq k'_1 s^{2n}, \quad |s| \geq 1,$$

for some constants $k'_1 > k_1 > 0$.

From 9.43,

$$|\phi(\xi)| \leq \frac{|\xi^\alpha|}{\alpha!} \max_{t \in [0,1]} \left| \left(D^{(l-n)\mathbf{1}} \phi \right) (t\xi) \right|.$$

$$\sqrt{w(\xi)} \leq \frac{c'_1}{\xi_+^{m\mathbf{1}}}, \quad \xi_+ \leq 1.$$

?? *Apply above to $\sqrt{w_{k_1}(\xi_{k_1}) \dots w_{k_j}(\xi_{k_j})} |\eta(\xi)|$ where $|\xi_{k_i}| \leq 1$. Then use*

$$k_1 \xi_j^{2n} \leq w_j(\xi_j) \leq k'_1 \xi_j^{2n}, \quad |\xi_j| \geq 1.$$

USE $(\beta(\xi))_k = \left\{ \begin{array}{l} l, \quad |\xi_k| < 1, \\ n, \quad |\xi_k| \geq 1, \end{array} \right\}$ and $\mathcal{R}(\xi) = ??$.

$$\sum ?? + \int w |\eta\chi|^2$$

Perhaps if $m = 0$ i.e. if $l = n$, the inequality holds?

??

Remark 482 ??? *Try proving that if $w(x) \leq c(1+|x|)^m$ for some $c > 0$ and integer $m > d$, and if w has sufficient smoothness (to allow a suitable local Taylor series expansion), then X_w^0 is a ?? **NOT LIKELY! convolution algebra** ?? . Exponential weight functions are suitable candidates.*

Try proving this by partitioning \mathbb{R}^d into unit cubes and then proceeding in a manner analogous to the expansion 9.55 in the proof of part 1 of Theorem 466 i.e. we have the full volume integrals

$$\begin{aligned} \int w |\phi|^2 &= \sum_{\alpha \in \mathbb{Z}^d} \int_{\alpha-\frac{1}{2}}^{\alpha+\frac{1}{2}} w(\eta) |\phi(\eta)|^2 d\eta \\ &= \sum_{\alpha \in \mathbb{Z}^d} \int_{-\frac{1}{2}}^{\frac{1}{2}} w(\alpha + \xi) |\phi(\alpha + \xi)|^2 d\xi \\ &= \int_{-\frac{1}{2}}^{\frac{1}{2}} w |\phi|^2 + \sum_{\alpha \in \mathbb{Z}^d \setminus \mathbf{0}} \int_{-\frac{1}{2}}^{\frac{1}{2}} w(\alpha + \xi) |\phi(\alpha + \xi)|^2 d\xi. \end{aligned}$$

Assume that $\forall \alpha, 0 < C_1 \leq \left| \xi^{2\lambda_\alpha} \frac{w(\alpha+\xi)}{(a+\xi)^{2\nu_\alpha}} \right| \leq C_2$ on \overline{I}_0 , $\max_\alpha \lambda_\alpha < \infty$ and $\max_\alpha \nu_\alpha < \infty$. Now write

$$\int w |\phi|^2 = \int_{-\frac{1}{2}}^{\frac{1}{2}} w |\phi|^2 + \sum_{\alpha \in \mathbb{Z}^d \setminus \mathbf{0}} \int_{-\frac{1}{2}}^{\frac{1}{2}} \xi^{2\lambda_\alpha} \left(\frac{w}{x^{\nu_\alpha}} \right) (\alpha + \xi) \left| \frac{(x^{\nu_\alpha} \phi)(\alpha + \xi)}{\xi^{\lambda_\alpha}} \right|^2 d\xi.$$

Thus $\int w |\phi|^2 < \infty$ implies

$$\int_{-\frac{1}{2}}^{\frac{1}{2}} w |\phi|^2 < \infty, \quad \int_{-\frac{1}{2}}^{\frac{1}{2}} \left| \frac{(x^{\nu_\alpha} \phi)(\alpha + \xi)}{\xi^{\lambda_\alpha}} \right|^2 d\xi < \infty \quad \forall \alpha \neq \mathbf{0}.$$

?? ETC.

?? What about the central difference weight functions of Definition 268?

???

9.2.6 The operator $\mathcal{B} : X_w^0 \otimes X_{1/w}^0 \rightarrow C_B^{(0)}$

In this section we will assume that $w \in S_{w,0}^\dagger$ and in Section 9.4 we will construct a generalization which includes property 9.14.

In this section we will introduce the operators $\mathcal{B} : X_w^0 \otimes X_{1/w}^0 \rightarrow C_B^{(0)}$, $\mathcal{V} : X_{1/w}^0 \rightarrow X_w^0$, $\mathcal{W} : X_w^0 \rightarrow X_{1/w}^0$ and $\Phi : X_{1/w}^0 \rightarrow (X_w^0)'$.

where $(X_w^0)'$ denotes the bounded linear functionals on X_w^0 . In summary, if G is the basis function and $u \in X_w^0$, $v \in X_{1/w}^0$ then:

$$\begin{aligned} \mathcal{B}(u, v) &= (\widehat{uv}_F)^\vee = (\mathcal{I}u) * \mathcal{M}v, \\ \mathcal{V}v &= \mathcal{B}(G, v) = \mathcal{J}\mathcal{M}v, \\ \mathcal{W}u &= \mathcal{L}\mathcal{I}u, \\ (\Phi v)(u) &= (u, \mathcal{V}v)_{w,0}, \end{aligned}$$

and Φ characterizes the bounded linear functionals on X_w^0 . The operator \mathcal{B} is actually not needed to define Φ . The bilinear mapping \mathcal{B} can be regarded as a convolution in the sense of A.10 (in Appendix) because

$$\mathcal{B}(u, \phi) = u * \phi = (2\pi)^{-\frac{d}{2}} [u_y, \phi(\cdot - y)], \quad u \in X_w^0, \phi \in S.$$

We start by defining the mapping \mathcal{B} :

Definition 483 The mapping \mathcal{B}

If $(u, v) \in X_w^0 \otimes X_{1/w}^0$ define the bilinear mapping $\mathcal{B} : X_w^0 \otimes X_{1/w}^0 \rightarrow C_B^{(0)}$ by:

$$\mathcal{B}(u, v) = (\widehat{uv}_F)^\vee, \quad u \in X_w^0, v \in X_{1/w}^0. \tag{9.80}$$

Noting that the product of two measurable functions is a measurable function definition 9.80 makes sense since from the definitions of $X_{1/w}^0$ and X_w^0 , $v_F \in L_{loc}^1(\mathbb{R}^d \setminus \mathcal{A})$, $\frac{v_F}{\sqrt{w}} \in L^2$, $\widehat{u} \in L_{loc}^1$ and $\sqrt{w}\widehat{u} \in L^2$ so that $\int |\widehat{uv}_F| \leq \|u\|_{w,0} \|v\|_{1/w,0} < \infty$. Thus $\widehat{uv}_F \in L^1$ and hence $(\widehat{uv}_F)^\vee \in C_B^{(0)}$.

Theorem 484 Properties of the operator \mathcal{B}

1. $\mathcal{B} : X_w^0 \otimes X_{1/w}^0 \rightarrow C_B^{(0)}$ is a continuous bilinear mapping when $C_B^{(0)}$ is endowed with the supremum norm $\|\cdot\|_\infty$. In fact

$$\|\mathcal{B}(u, v)\|_\infty \leq (2\pi)^{-\frac{d}{2}} \|u\|_{w,0} \|v\|_{1/w,0}, \quad u \in X_w^0, v \in X_{1/w}^0.$$

2. In the sense of distributions: if $\alpha + \beta = \gamma \geq 0$ then

$$D^\gamma \mathcal{B}(u, v) = \left(\widehat{D^\alpha u} (D^\beta v)_F \right)^\vee, \quad u \in X_w^0, v \in X_{1/w}^0.$$

420 9. The spaces $X_{1/w}^0, \tilde{X}_{1/w}^0$ and the bounded linear functionals on X_w^0

3. The operator \mathcal{B} commutes with the (distribution) translation operator $\tau_a f = f(\cdot - a)$, $a \in \mathbb{R}^d$ in the sense that

$$\tau_a \mathcal{B}(u, v) = \mathcal{B}(\tau_a u, v) = \mathcal{B}(u, \tau_a v).$$

4. We have

$$\mathcal{B}(u, v) = (\mathcal{I}u) * \mathcal{M}v, \quad u \in X_w^0, \quad v \in X_{1/w}^0,$$

where \mathcal{I} was introduced in Definition 24 and \mathcal{M} in Definition 414.

Now suppose w also satisfies property W02 or W03 for parameter κ . Then:

5. \mathcal{B} is a convolution in the sense of A.10: $X_w^0 \subset S'$, $S \subset X_{1/w}^0$ and

$$\mathcal{B}(u, \phi) = u * \phi, \quad u \in X_w^0, \quad \phi \in S.$$

Further, $\mathcal{B}(u, \phi) \in C_B^\infty$ and $D^\gamma \mathcal{B}(u, \phi) = D^\alpha u * D^\beta \phi$ for all $\gamma = \alpha + \beta$.

Proof. Part 1 Noting the calculations done in the definition of \mathcal{B} all that remains to be shown is the continuity of \mathcal{B} . But from 9.80

$$\begin{aligned} |\mathcal{B}(u, v)| &\leq |(\widehat{uv}_F)^\vee| = (2\pi)^{-\frac{d}{2}} \left| \int e^{-ix\xi} \widehat{u}(\xi) v_F(\xi) d\xi \right| \leq (2\pi)^{-\frac{d}{2}} \int |\widehat{u}| |v_F| \\ &\leq (2\pi)^{-\frac{d}{2}} \|u\|_{w,0} |v|_{1/w,0}. \end{aligned}$$

Part 2

$$D^\gamma \mathcal{B}(u, v) = D^\gamma (\widehat{uv}_F)^\vee = ((i\xi)^\gamma (\widehat{uv}_F))^\vee = \left((i\xi)^\alpha \widehat{u} (i\xi)^\beta v_F \right)^\vee = \left(\widehat{D^\alpha u} (D^\beta v)_F \right)^\vee.$$

Part 3

$$\tau_a \mathcal{B}(u, v) = \tau_a (\widehat{uv}_F)^\vee = (e^{-ia\xi} \widehat{uv}_F)^\vee = (\widehat{\tau_a u} v_F)^\vee = \mathcal{B}(\tau_a u, v),$$

and

$$\tau_a \mathcal{B}(u, v) = \tau_a (\widehat{uv}_F)^\vee = (\widehat{u} e^{-ia\xi} v_F)^\vee = (\widehat{u} (\tau_a v)_F)^\vee = \mathcal{B}(u, \tau_a v).$$

Part 4 From the definition of \mathcal{B} and the definition of \mathcal{M} (Definition 414)

$$\begin{aligned} \mathcal{B}(u, v) &= (\widehat{uv}_F)^\vee = \left(\sqrt{w} \widehat{u} \frac{v_F}{\sqrt{w}} \right)^\vee = (\sqrt{w} \widehat{u})^\vee * \left(\frac{v_F}{\sqrt{w}} \right)^\vee \\ &= (\mathcal{I}u) * \mathcal{M}v. \end{aligned}$$

Part 5 From part 4 of Lemma 413, $S \subset X_{1/w}^0$. So by definition 9.80 of $\mathcal{B}(u, \phi)$, and the definition A.10 of the convolution of a member of S' and a member of S , $\mathcal{B}(u, \phi) = (\widehat{u\phi}_F)^\vee = (\widehat{u} \widehat{\phi})^\vee = u * \phi \in C_B^{(0)}$ so that by A.11, $D^\gamma \mathcal{B}(u, \phi) = (D^\alpha u) * D^\beta \phi$ for all γ and $\alpha + \beta = \gamma$. Thus $\mathcal{B}(u, \phi) \in C_B^\infty$. ■

Part 5 of the last theorem shows how \mathcal{B} can be regarded as a convolution by restricting the domain of the second variable to S .

Definition 485 The spaces $\widehat{S}_{w,0}, \check{S}_{w,0}$ and the spaces of continuous functionals $S'_{w,0}, (\widehat{S}_{w,0})', (\check{S}_{w,0})'$.

The space $S_{w,0}$ was introduced in Definition 433.

1. The spaces $\widehat{S}_{w,0}$ and $\check{S}_{w,0}$ are defined by

$$\widehat{S}_{w,0} = \left\{ \widehat{\phi} : \phi \in S_{w,0} \right\}, \quad \check{S}_{w,0} = \left\{ \check{\phi} : \phi \in S_{w,0} \right\},$$

and we observe that from the definition of $S_{w,0}$: $\check{S}_{w,0} = S \cap X_w^0$.

$\widehat{S}_{w,0}$ is topologized using the seminorms which define the topology of S .

$\check{S}_{w,0}$ is topologized using the seminorms which define the topology of S .

2. With these topologies the Fourier transform is now a homeomorphism from $S_{w,0}$ to $\check{S}_{w,0}$ and the inverse-Fourier transform is now a homeomorphism from $S_{w,0}$ to $\widehat{S}_{w,0}$.

3. Now define $S'_{w,0}$, $(\widehat{S}_{w,0})'$ and $(\check{S}_{w,0})'$ to be the spaces of continuous, linear functionals on $S_{w,0}$, $\widehat{S}_{w,0}$ and $\check{S}_{w,0}$ respectively.

4. We define the Fourier transform on $S'_{w,0}$ and inverse-Fourier transform on $S'_{w,0}$ by

$$\begin{aligned} [\widehat{f}, \phi] &= [f, \widehat{\phi}], \quad f \in S'_{w,0}, \quad \phi \in \check{S}_{w,0}, \\ [\check{f}, \phi] &= [f, \check{\phi}], \quad f \in S'_{w,0}, \quad \phi \in \widehat{S}_{w,0}, \end{aligned}$$

so that

$$(S'_{w,0})^\vee = (\widehat{S}_{w,0})', \quad (S'_{w,0})^\wedge = (\check{S}_{w,0})'.$$

These equations imply that the Fourier transform is a homeomorphism from $S'_{w,0}$ to $(\check{S}_{w,0})'$, and that the inverse-Fourier transform is a homeomorphism from $S'_{w,0}$ to $(\widehat{S}_{w,0})'$.

Localization:

5. Suppose $\Omega \subseteq \mathbb{R}^d \setminus \mathcal{A}$ is open and let $C_0^\infty(\Omega) = \{\phi \in C_0^\infty : \text{supp } \phi \subset \Omega\}$. Then $C_0^\infty(\Omega) \subset S_{w,0}$ since w is continuous on $\mathbb{R}^d \setminus \mathcal{A}$. We now say $u \in S'_{w,0}$ is a member of $L_{loc}^1(\Omega)$ if there exists $f \in L_{loc}^1(\Omega)$ such that $[u, \phi] = \int f \phi$ for all $\phi \in C_0^\infty(\Omega)$.

6. Suppose $\Omega \subset \mathbb{R}^d \setminus \mathcal{A}$ is open and A is one of the spaces $S'_{w,0}$, $(\widehat{S}_{w,0})'$ or $(\check{S}_{w,0})'$.

Then if $u, v \in A$ we say that $u = v$ on Ω if $[u - v, \phi] = 0$ for all $\phi \in C_0^\infty(\Omega)$.

7. A member u of $S'_{w,0}$ has support on \mathcal{A} iff $[u, \phi] = 0$ when $\phi \in C_0^\infty$ and $\text{supp } \phi \subset \mathbb{R}^d \setminus \mathcal{A}$.

We now want to define the convolution of a member of $\check{S}_{w,0}$ and a member of $(\widehat{S}_{w,0})'$ and we use as a guide definition A.10 of the Appendix:

$$\phi * f = (\widehat{\phi f})^\vee = (2\pi)^{-d/2} [f_y, \phi(\cdot - y)], \quad \phi \in S, \quad f \in S', \quad (9.81)$$

Here $\phi * f \in C_{BP}^\infty$.

Definition 486 The convolution $\check{S}_{w,0} * (\widehat{S}_{w,0})' \rightarrow (\widehat{S}_{w,0})'$

If $f \in (\widehat{S}_{w,0})'$ and $\phi \in \check{S}_{w,0}$ then $\widehat{f} \in S'_{w,0}$ and $\widehat{\phi} \in S$ so that $\widehat{\phi f} \in S'_{w,0}$ and $(\widehat{\phi f})^\vee \in (\widehat{S}_{w,0})'$. Now by analogy with 9.81 we define

$$\phi * f = (\widehat{\phi f})^\vee, \quad \phi \in \check{S}_{w,0}, \quad f \in (\widehat{S}_{w,0})'. \quad (9.82)$$

Inspired by 9.81 we now prove the convolution representation:

Lemma 487 *The convolution of Definition 486 can be written:*

$$\phi * f = (\widehat{\phi f})^\vee = (2\pi)^{-\frac{d}{2}} [f_y, \phi(\cdot - y)], \quad \phi \in \check{S}_{w,0}, f \in (\widehat{S}_{w,0})'$$

Proof. Now $\phi \in S$ and f can be extended (non-uniquely) to S as, say, $f^e \in S'$.

Hence $(\widehat{\phi f^e})^\vee = (2\pi)^{-\frac{d}{2}} [f_y^e, \phi(\cdot - y)] = (2\pi)^{-\frac{d}{2}} [f_y, \phi(\cdot - y)]$, since $\phi(\cdot - y) \in \check{S}_{w,0}$ for all y .

Also, if $\psi \in \widehat{S}_{w,0}$ then, $\left[(\widehat{\phi f^e})^\vee, \psi \right] = \left[\widehat{\phi f^e}, \check{\psi} \right] = \left[f^e, \widehat{\phi \psi} \right] = \left[f^e, (\widehat{\phi \psi})^\wedge \right]$. But $\check{\psi} \in S_{w,0}$ and $\widehat{\phi} \in S$ implies $\widehat{\phi \psi} \in S_{w,0}$ so that $(\widehat{\phi \psi})^\wedge \in \widehat{S}_{w,0}$ and consequently $\left[(\widehat{\phi f^e})^\vee, \psi \right] = \left[(\widehat{\phi f})^\vee, \psi \right]$ which now allows us to write, $\phi * f = (\widehat{\phi f})^\vee = (2\pi)^{-\frac{d}{2}} [f_y, \phi(\cdot - y)]$. ■

This lemma can be applied to obtain the following representation of the operator \mathcal{B} :

Theorem 488 *Suppose the weight function w has property W01 w.r.t. the set \mathcal{A} and $w \in W_{S,0}$ (Definition 433). Then:*

1. If $v \in X_{1/w}^0$ then $v \in (S'_{w,0})^\vee$, $v_F \in S'_{w,0} \cap L^1_{loc}(\mathbb{R}^d \setminus \mathcal{A})$ and $\widehat{v} - v_F \in S'_{w,0;\mathcal{A}}$ where

$$S'_{w,0;\mathcal{A}} := \{g \in S'_{w,0} : \text{supp } g \subset \mathcal{A}\}, \tag{9.83}$$

with the support given by part 7 of Definition 485.

2. $\check{S}_{w,0} = S \cap X_w^0$.
3. If $\phi \in \check{S}_{w,0}$ and $v \in X_{1/w}^0$ then

$$\mathcal{B}(\phi, v) = \phi * v_F^\vee = (2\pi)^{-\frac{d}{2}} \left[(v_F^\vee)_y, \phi(\cdot - y) \right]. \tag{9.84}$$

4. If w also has property W02 or W03 then $\check{S}_{w,0}$ is dense in X_w^0 .

Proof. Part 1 $S' \subset (\widehat{S}_{w,0})'$ so $v \in (\widehat{S}_{w,0})' = (S'_{w,0})^\vee$. Suppose $\phi \in S_{w,0}$.

Then

$$\left| \int v_F \phi \right| = \left| \int \frac{v_F}{\sqrt{w}} \sqrt{w} \phi \right| \leq |v|_{1/w,0} \left(\int w |\phi|^2 \right)^{1/2}$$

and the assumptions of this theorem imply that $\left(\int w |\phi|^2 \right)^{1/2}$ is bounded by a positive, linear combination $|\cdot|_\sigma$ of the seminorms used to define the topology on S i.e. $v_F \in S'_{w,0}$.

If $\phi \in C_0^\infty(\mathbb{R}^d \setminus \mathcal{A})$ then $[\widehat{v} - v_F, \phi] = [\widehat{v}, \phi] - [v_F, \phi] = 0$ so that $\text{supp}(\widehat{v} - v_F) \subset \mathcal{A}$ and $\widehat{v} - v_F \in S'_{w,0;\mathcal{A}}$.

Part 2 From part 1 Definition 485.

Part 3 From 9.80, $\mathcal{B}(\phi, v) = (\widehat{\phi v_F})^\vee = (\widehat{\phi v_F^\vee})^\vee$ and by part 1, $v_F^\vee \in (\widehat{S}_{w,0})'$ so that Lemma 487 implies, $\mathcal{B}(\phi, v) = \phi * v_F^\vee = (2\pi)^{-d/2} \left[(v_F^\vee)_y, \phi(\cdot - y) \right]$.

Part 4 This was shown in Corollary 41. ■
??

Corollary 489 Properties of $\mathcal{B}(G, \cdot)$. *Suppose w has property W02 for κ and G is the basis function. Then if $v, v' \in X_{1/w}^0$:*

1. $D^\gamma G \in X_w^0$ when $|\gamma| \leq \kappa$ and $D^\gamma \mathcal{B}(G, v) = \mathcal{B}(D^\gamma G, v), \quad |\gamma| \leq \kappa.$
2. $\mathcal{B}(G, v) \in X_w^0$ and $\|\mathcal{B}(G, v)\|_{w,0} = |v|_{1/w,0}.$
3. $\mathcal{B}(G, \phi) = G * \phi$ when $\phi \in S.$
4. $\int F\mathcal{B}(\mathcal{B}(G, v), \overline{v'}) = \langle v, v'_* \rangle_{1/w,0},$ where F is the Fourier transform and $v'_*(x) = v'(-x).$

Proof. Part 1 By Theorem 53, $D^\gamma G \in X_w^0$ when $|\gamma| \leq \kappa$ and so by part 2 of Theorem 484, $D^\gamma \mathcal{B}(G, v) \in (\widehat{D^\gamma G v_F})^\vee = \mathcal{B}(D^\gamma G, v).$

Part 2 Observe that $G \in X_w^0$ and $\mathcal{B}(G, v) \in S'.$ Further $F\mathcal{B}(G, v) = \widehat{G}v_F = \frac{v_F}{w} \in L^1$ by Lemma 413, and $\int w |F\mathcal{B}(G, v)|^2 = \int \frac{|v_F|^2}{w} = |v|_{1/w,0}.$ Thus $\mathcal{B}(G, v) \in X_w^0.$

Part 3 From Lemma 413, $S \subset X_{1/w}^0$ and $\mathcal{B}(G, \phi) = (\widehat{G\phi})^\vee = G * \phi$ by the convolution definition A.10.

Part 4 $\mathcal{B}(G, v) = (\frac{v_F}{w})^\vee$ so

$$\begin{aligned} \int F\mathcal{B}(\mathcal{B}(G, v), \overline{v'}) &= \int F\mathcal{B}\left(\left(\frac{v_F}{w}\right)^\vee, \overline{v'}\right) = \int F\left(\left(\frac{v_F}{w}, (\overline{v'})_F\right)^\vee\right) = \int \frac{1}{w} v_F (\overline{v'})_F \\ &= \int \frac{1}{w} v_F \overline{(v'_*)_F} \\ &= \langle v, v'_* \rangle_{1/w,0}. \end{aligned}$$

■

Remark 490 ??? WHAT IF $w \in W03$?

9.2.7 The operators $\mathcal{V} : X_{1/w}^0 \rightarrow X_w^0, \mathcal{W} : X_w^0 \rightarrow X_{1/w}^0$ and $\Phi : X_{1/w}^0 \rightarrow (X_w^0)'$

The operators $\mathcal{W} = \mathcal{L}\mathcal{I}$ and $\mathcal{V} = \mathcal{J}\mathcal{M}$ will be introduced:

$$X_{1/w}^0 \begin{array}{c} \xleftarrow{\mathcal{L}} \\ \xrightarrow{\mathcal{M}} \end{array} L^2 \begin{array}{c} \xleftarrow{\mathcal{I}} \\ \xrightarrow{\mathcal{J}} \end{array} X_w^0 \tag{9.85}$$

Isometric isomorphisms between $X_{1/w}^0, L^2, X_w^0.$

Also, $\mathcal{V} = \mathcal{J}\mathcal{M}$ and $\mathcal{W} = \mathcal{L}\mathcal{I}.$

and used to define the operator $\Phi : X_{1/w}^0 \rightarrow (X_w^0)'$ which characterizes the bounded linear functionals on X_w^0 as the space $X_{1/w}^0.$ In fact, in an analogous fashion to the negative order Sobolev spaces, Theorem 498 shows that Φ can be written as a bilinear form.

Definition 491 The operator $\mathcal{V} : X_{1/w}^0 \rightarrow X_w^0$

The operator $\mathcal{J} : L^2 \rightarrow X_w^0$ was introduced in Definition 24 and studied in Theorem 25.

Suppose the weight function w has property W02 or W03. These conditions ensure that both \mathcal{M} and \mathcal{J} are defined.

Define the operator \mathcal{V} by $\mathcal{V} := \mathcal{J}\mathcal{M}$ where $\mathcal{M} : X_{1/w}^0 \rightarrow L^2.$

The operator \mathcal{V} can be expressed in terms of the operator \mathcal{B} and the basis function as follows:

Theorem 492 Suppose the weight function w has property W02 or W03 and that G is the corresponding basis function. Then

$$\mathcal{V}v = \left(\frac{v_F}{w}\right)^\vee = \mathcal{B}(G, v), \quad v \in X_{1/w}^0, \tag{9.86}$$

and

$$\mathcal{V}v = G * v, \quad v \in S,$$

and $\mathcal{V} : S \rightarrow G * S$ is 1-1 and onto.

Proof. By Definition 24, $\widehat{\mathcal{J}}g = \frac{\widehat{g}}{\sqrt{w}} \in L_{loc}^1$ for $g \in L^2$.

By Definition 414, $\widehat{\mathcal{M}}v = \frac{v_F}{\sqrt{w}} \in L^2$ for $v \in X_{1/w}^0$. Thus

$$\widehat{\mathcal{V}}v = \widehat{\mathcal{J}\mathcal{M}v} = \frac{\widehat{\mathcal{M}v}}{\sqrt{w}} = \frac{v_F}{w} = (\mathcal{B}(G, v))^\wedge,$$

and so $\mathcal{V}v = \mathcal{B}(G, v)$. The second equation of this theorem follows from part 3 of Corollary 489.

Clearly \mathcal{V} is onto. Since \mathcal{V} is isometric $\mathcal{V}\phi = 0$ implies $\|\mathcal{V}\phi\|_{w,0} = |\phi|_{1/w,0} = \left(\int \frac{|\phi_F|^2}{w}\right)^{1/2} = 0$, where ϕ_F is the restriction of $\widehat{\phi}$ to $\mathbb{R}^d \setminus \mathcal{A}$ where \mathcal{A} is a closed set of measure zero. But $\widehat{\phi} \in S$ and so $\phi = 0$. ■

Definition 493 *The operators $\mathcal{L} : L^2 \rightarrow X_{1/w}^0$ and $\mathcal{W} : X_w^0 \rightarrow X_{1/w}^0$.*

Suppose w has property 9.14 or $w \in W_{S;0}$. Then we define:

The operator $\mathcal{L} : L^2 \rightarrow X_{1/w}^0$: if w has property 9.14 let $\mathcal{L} = \mathcal{L}_1$ otherwise if $w \in W_{S;0}$ let $\mathcal{L} = \mathcal{L}_2$.

The operator $\mathcal{W} := \mathcal{L}\mathcal{I} : X_w^0 \rightarrow X_{1/w}^0$.

The next theorem relates the properties of the operators \mathcal{V} and \mathcal{W} , and for which we will require the properties of the operators \mathcal{I} and \mathcal{J} given in Theorem 428.

Theorem 494 *Suppose the weight function w has property W02 or W03 as well as property 9.14 or property 9.19. Then in the seminorm sense the operators $\mathcal{V} = \mathcal{J}\mathcal{M}$ and $\mathcal{W} = \mathcal{L}\mathcal{I}$ have the following properties:*

1. $\mathcal{V} : X_{1/w}^0 \rightarrow X_w^0$ is a unique, linear isometry.
2. $\mathcal{W} : X_w^0 \rightarrow X_{1/w}^0$ is a class of linear isometries.
3. \mathcal{V} and \mathcal{W} are inverses.
4. \mathcal{V} and \mathcal{W} are onto.
5. \mathcal{V} and \mathcal{W} are 1-1.
6. \mathcal{V} and \mathcal{W} are adjoints.
7. If $f \in X_w^0$ and $w\widehat{f} \in S'$ then $\mathcal{W}f = (w\widehat{f})^\vee$.
8. \mathcal{V} and \mathcal{W} are isometric isomorphisms, inverses and adjoints.

Proof. Part 1 From Theorem 25 \mathcal{J} is a unique, linear isometry, and from Theorem 415 \mathcal{M} is also a unique, linear isometry.

Part 2 From Theorem 25 \mathcal{I} is a unique, linear isometry. From Theorem 427 or Theorem 437 \mathcal{L} is a class of linear isometries.

Part 3 From Theorem 428 or Theorem 438 $\mathcal{M}\mathcal{L} = I$ and Theorem 25 $\mathcal{J}\mathcal{I}f = f$. Hence $\mathcal{V}\mathcal{W} = \mathcal{J}\mathcal{M}\mathcal{L}\mathcal{I} = \mathcal{J}\mathcal{I} = I$.

From Theorem 25 $\mathcal{I}\mathcal{J} = I$ and from Theorem 428 or Theorem 438 $\mathcal{L}\mathcal{M}g - g \in (S'_A)^\vee$. Hence $\mathcal{W}\mathcal{V} = \mathcal{L}\mathcal{I}\mathcal{J}\mathcal{M} = \mathcal{L}\mathcal{M}$ and $\mathcal{W}\mathcal{V}g - g \in (S'_A)^\vee$.

Parts 4 and 5 follow directly from part 3.

Part 6 Theorem 428 or Theorem 438 implies \mathcal{L} and \mathcal{M} are adjoints and Theorem 25 implies \mathcal{I} and \mathcal{J} are adjoints. Thus

$$\langle g, \mathcal{W}f \rangle_{1/w,0} = \langle g, \mathcal{L}\mathcal{I}f \rangle_{1/w,0} = (\mathcal{M}g, \mathcal{I}f)_2 = (\mathcal{J}\mathcal{M}g, f)_{w,0} = (\mathcal{V}g, f)_{w,0}.$$

Part 7 If $f \in X_w^0$ then from the definitions of \mathcal{L}_1 and \mathcal{L}_2

$$\widehat{\mathcal{W}f} = \widehat{\mathcal{L}\mathcal{I}f} = \sqrt{w}\widehat{\mathcal{I}f} = \left(\sqrt{w}(\sqrt{w}\widehat{f})\right)^\vee = (w\widehat{f})^\vee = w\widehat{f}.$$

Part 8 Summary of previous parts. ■

Remark 495 ??? SEE also Definition 509. Regarding part 7, what about the space:

$$\begin{aligned} \left\{ f \in X_w^0 : w\widehat{f} \in S' \right\} &= \left\{ f \in X_w^0 : (w\widehat{f})^\vee \in S' \right\} \\ &= \left\{ f \in X_w^0 : \mathcal{W}f \in S' \right\} \\ &= \mathcal{J} \left\{ u \in L^2 : \sqrt{w}u \in S' \right\}. \end{aligned}$$

If w_1 exists and $\frac{1}{w_1} \in C_{BP}^\infty$ e.g. extended B-splines, then

$$\begin{aligned} \left\{ f \in X_w^0 : w\widehat{f} \in S' \right\} &= \mathcal{J}_1 \left\{ u \in L^2 : w_1 u \in S' \right\} \\ &= ?? \mathcal{J}_1 \left\{ u \in L^2 : u \in \frac{1}{w_1} S' \right\} \\ &= \mathcal{J}_1 \left(L^2 \cap \frac{1}{w_1} S' \right). \end{aligned}$$

Next we prove that S is dense in $X_{1/w}^0$.

Corollary 496 Suppose the weight function w has property W02 or W03 and either property 9.14 holds or else $w \in W_{S;0}$.

Then S is dense in $X_{1/w}^0$ under $|\cdot|_{1/w,0}$.

Proof. Choose $u \in X_{1/w}^0$ so that $\mathcal{V}u \in X_w^0$. From part 3 Theorem 338, $G * S$ is dense in X_w^0 and hence given $\varepsilon > 0$ there exists $\phi_\varepsilon \in G * S$ such that $\|\mathcal{V}u - \phi_\varepsilon\|_{w,0} < \varepsilon$. But by Theorem 492, $\mathcal{V} : S \rightarrow G * S$ is an isomorphism and so $\mathcal{V}^{-1}\phi_\varepsilon \in S$. Since $\mathcal{V} : X_{1/w}^0 \rightarrow X_w^0$ is an isometry

$$\|u - \mathcal{V}^{-1}\phi_\varepsilon\|_{1/w,0} = \|\mathcal{V}(u - \mathcal{V}^{-1}\phi_\varepsilon)\|_{w,0} = \|\mathcal{V}u - \phi_\varepsilon\|_{w,0} < \varepsilon,$$

which proves this density result.

Since $X_{1/w}^0$ is complete and S is dense in $X_{1/w}^0$ it follows that $X_{1/w}^0$ is the completion of S . ■

The operator \mathcal{V} will now be used to characterize the bounded linear functionals on X_w^0 , denoted $(X_w^0)'$, in the following sense:

Theorem 497 The operator Φ . Suppose the weight function w has property W02 or W03 and either property 9.14 holds or $w \in W_{S;0}$. Denote by $(X_w^0)'$ the space of bounded linear functionals on X_w^0 .

Then the equation

$$(\Phi v)(u) := (u, \mathcal{V}v)_{w,0}, \quad u \in X_w^0, \quad v \in X_{1/w}^0, \quad (9.87)$$

defines a linear operator $\Phi : X_{1/w}^0 \rightarrow (X_w^0)'$ which is an isometric isomorphism in the seminorm sense.

Proof. Since $\mathcal{V} : X_{1/w}^0 \rightarrow X_w^0$ is an isometry, given $v \in X_{1/w}^0$ and $u \in X_w^0$ we have

$$\left| (u, \mathcal{V}v)_{w,0} \right| \leq \|u\|_{w,0} \|\mathcal{V}v\|_{w,0} = \|u\|_{w,0} |v|_{1/w,0},$$

and for each $v \in X_{1/w}^0$, the expression $(u, \mathcal{V}v)_{w,0}$, $u \in X_w^0$ defines a bounded linear functional on X_w^0 . Denote this functional by Φv so that 9.87 holds and the operator norm is

$$\|\Phi v\|_{op} = \sup_{u \in X_w^0} \frac{|(u, \mathcal{V}v)_{w,0}|}{\|u\|_{w,0}} \leq |v|_{1/w,0}.$$

Thus $\Phi : X_{1/w}^0 \rightarrow (X_w^0)'$. In fact, we can easily prove that $\|\Phi v\|_{op} = |v|_{1/w,0}$ by noting that when $u = \widetilde{\mathcal{V}}v$, $\frac{|(u, \mathcal{V}v)_{w,0}|}{\|u\|_{w,0}} = \|\mathcal{V}v\|_{w,0} = |v|_{1/w,0}$. Clearly $\Phi v = 0$ implies $|v|_{1/w,0} = 0$ so Φ is 1-1.

To prove Φ is onto choose $\mathcal{Y} \in (X_w^0)'$. Since X_w^0 is an inner product space there exists $\lambda \in X_w^0$ such that $\mathcal{Y}u = (u, \lambda)_{w,0}$ when $u \in X_w^0$. But by parts 3 and 6 of Theorem 494, $\mathcal{V}\mathcal{V}^* = I$ so $\mathcal{Y}u = (u, \lambda)_{w,0} = (u, \mathcal{V}\mathcal{V}^*\lambda)_{w,0}$ and comparison with 9.87 yields $(\Phi\mathcal{V}^*\lambda)(u) = \mathcal{Y}u$ and $\Phi\mathcal{V}^*\lambda = \mathcal{Y}$. ■

In an analogous fashion to the negative order Sobolev spaces a bilinear form can be used to characterize the bounded linear functionals on X_w^0 :

Theorem 498 *If $u \in X_w^0$ and $v \in X_{1/w}^0$ then the operator $\Phi : X_{1/w}^0 \rightarrow (X_w^0)'$ can be expressed directly in terms of the bilinear form $\int \widehat{uv}_F$ as*

$$(\Phi v)(u) = \int \widehat{uv}_F, \quad u \in X_w^0, \quad v \in X_{1/w}^0.$$

Proof. A direct consequence of 9.87 and 9.99. ■

If w has property W02 or W03 for parameter κ then from part 2 Theorem 72 there exists $R_x \in X_w^0$ such that for $|\gamma| \leq \kappa$, $D^\gamma R_x \in X_w^0$ and $(f, (-D)^\gamma R_x)_{w,0} = D^\gamma f(x)$. On the other hand, the space $X_{1/w}^0$ is not a reproducing kernel Hilbert space because it contains tempered distributions which are not continuous functions e.g. $\delta(\cdot - x)$. However it does have the following evaluation property 9.88:

Theorem 499 *Suppose the weight function w has property W02 for parameter κ as well as property 9.14 or $w \in W_{S;0}$. Then*

$$\mathcal{V}^* D^\gamma (R_x) = D^\gamma \delta(\cdot - x), \quad |\gamma| \leq \kappa,$$

where R_x is the Riesz representer of the evaluation functional $f \rightarrow f(x)$. Further

$$\langle u, D^\gamma \delta(\cdot - x) \rangle_{1/w,0} = (-1)^{|\gamma|} (D^\gamma \mathcal{V}u)(x), \quad u \in X_{1/w}^0, \quad |\gamma| \leq \kappa. \tag{9.88}$$

Proof. If $f \in X_{1/w}^0$ and $w\widehat{f} \in S'$ then by parts 6 and 7 of Theorem 494,

$$\mathcal{V}^* f = \mathcal{W}f = (w\widehat{f})^\vee.$$

Thus when $f = D^\gamma R_x$, by using the Fourier transform properties given in Appendix A, we obtain

$$w\widehat{D^\gamma R_x} = w(\xi) (i\xi)^\gamma \widehat{R_x}(\xi) = (2\pi)^{-d/2} w(\xi) (i\xi)^\gamma \widehat{G(\cdot - x)}(\xi) = (2\pi)^{-d/2} (i\xi)^\gamma e^{-ix\xi} \in S',$$

and as a consequence

$$\mathcal{V}^* D^\gamma (R_x) = (w\widehat{D^\gamma R_x})^\vee = (2\pi)^{-d/2} ((i\xi)^\gamma e^{-ix\xi})^\vee = (2\pi)^{-d/2} D^\gamma ((e^{-ix\xi})^\vee).$$

But $(e^{-ia\xi})^\vee = (2\pi)^{d/2} \delta(\cdot - a)$ so

$$\mathcal{V}^* D^\gamma (R_x) = D^\gamma \delta(\cdot - x),$$

and thus

$$\begin{aligned} \langle u, D^\gamma \delta(\cdot - x) \rangle_{1/w,0} &= \langle u, \mathcal{V}^* D^\gamma (R_x) \rangle_{1/w,0} = (\mathcal{V}u, D^\gamma R_x)_{w,0} = ((-D)^\gamma \mathcal{V}u, R_x)_{w,0} \\ &= (-1)^{|\gamma|} (D^\gamma \mathcal{V}u)(x). \end{aligned}$$

■

Remark 500 ??? *If w has property W03 then this theorem is also true if we replace $|\gamma| \leq \kappa$ by $\gamma \leq \kappa$.*

9.2.8 The space $X_w^0(\Omega)'$

?? How does the operator $\int_\Omega \overline{R_x}u$ in Theorem 351 above affect this?

From Theorem 708,

$$V : (X/A)' \rightarrow A^0 \text{ is an isom. iso.}$$

$$A^0 = \{u \in X' : u(A) = \{0\}\}.$$

$$(Vu')(x) := u'(x).$$

Now consider the case: $X = X_w^0$ and $A = (X_w^0)_{\Omega^c} = \{f \in X_w^0 : \text{supp } f \subset \Omega^c\}$. A is closed by Theorem 49. From Corollary 142 we have

$$X_w^0(\Omega) \stackrel{\text{hom}}{=} X_w^0 / (X_w^0)_{\Omega^c}.$$

$$X_w^0(\Omega)' = \text{anihil}((X_w^0)_{\Omega^c}) = \left\{ \sigma \in (X_w^0) : \sigma((X_w^0)_{\Omega^c}) = \{0\} \right\}. \tag{9.89}$$

See the (several) definitions of the operators \mathcal{B} , $\mathcal{B}(G, v)$, \mathcal{V} and Φ used in relation to the spaces $X_{1/w}^0$ and $(X_w^0)'$.

When does

$$X_w^0(\Omega)' = \left\{ \int_{\Omega} \overline{R_x} u : u \in X_w^0 \right\}?$$

From Theorem 498: if $u \in X_w^0$ and $v \in X_{1/w}^0$ then the isometric isomorphism $\Phi : X_{1/w}^0 \rightarrow (X_w^0)'$ introduced in Theorem 497 can be expressed directly in terms of the bilinear form $\int \widehat{uv}_F$ as

$$(\Phi v)(u) = \int \widehat{uv}_F, \quad u \in X_w^0, \quad v \in X_{1/w}^0.$$

Thus

$$\begin{aligned} X_w^0(\Omega)' &= \left\{ \Phi v : v \in X_{1/w}^0 \text{ and } (\Phi v)((X_w^0)_{\Omega^c}) = \{0\} \right\} \\ &= \left\{ \Phi v : v \in X_{1/w}^0 \text{ and } (\Phi v)(u) = 0 \quad \forall u \in (X_w^0)_{\Omega^c} \right\} \\ &= \left\{ \Phi v : v \in X_{1/w}^0 \text{ and } \int \widehat{uv}_F = 0 \quad \forall u \in (X_w^0)_{\Omega^c} \right\} \\ &= \Phi \left\{ v \in X_{1/w}^0 : \int \widehat{uv}_F = 0 \quad \forall u \in (X_w^0)_{\Omega^c} \right\} \end{aligned}$$

What is $C_{\Omega^c}^{\infty}$? Choose $C_{\Omega^c}^{\infty} = \{\phi \in C_0^{\infty} : \text{supp } \phi \subset \Omega^c\}$? PERHAPS $S_{\Omega^c} := \{\phi \in S : \text{supp } \phi \subset \Omega^c\}$?

??? IS $C_{\Omega^c}^{\infty} \cap (X_w^0)_{\Omega^c}$ dense in $(X_w^0)_{\Omega^c}$? Petersen? Is $\check{S}_{w,0} \cap C_{\Omega^c}^{\infty} \cap (X_w^0)_{\Omega^c}$ dense in $(X_w^0)_{\Omega^c}$? Is $\check{S}_{w,0} \cap C_{\Omega^c}^{\infty} \cap (X_w^0)_{\Omega^c}$ non-empty? NOTE that $\check{S}_{w,0} = X_w^0 \cap S$ so $\check{S}_{w,0} \cap C_{\Omega^c}^{\infty} \cap (X_w^0)_{\Omega^c} = X_w^0 \cap S \cap C_{\Omega^c}^{\infty} \cap (X_w^0)_{\Omega^c} = S \cap C_{\Omega^c}^{\infty} \cap (X_w^0)_{\Omega^c} = C_{\Omega^c}^{\infty} \cap (X_w^0)_{\Omega^c}$. SEE remark about Theorem 49.

If true then

$$X_w^0(\Omega)' = \Phi \left\{ v \in X_{1/w}^0 : \int \overline{v}_F \widehat{\phi} = 0 \quad \forall \phi \in \check{S}_{w,0} \cap C_{\Omega^c}^{\infty} \right\}.$$

From part 1 of Theorem 488: if $v \in X_{1/w}^0$ then $v \in (S'_{w,0})^{\vee}$, $v_F \in S'_{w,0}$ and $\widehat{v} - v_F \in S'_{w,0;\mathcal{A}}$ where

$$S'_{w,0;\mathcal{A}} := \{g \in S'_{w,0} : \text{supp } g \subset \mathcal{A}\},$$

with the support given by part 7 of Definition 485. Consequently

$$0 = \int \overline{v}_F \widehat{\phi} = [\overline{v}_F, \widehat{\phi}] = [\overline{v}_F, \widehat{\phi}] = [\widehat{v}, \widehat{\phi}] = [\widehat{v}, \phi],$$

and

$$\begin{aligned} X_w^0(\Omega)' &= \Phi \left\{ v \in X_{1/w}^0 : [\widehat{v}, \phi] = 0 \quad \forall \phi \in \check{S}_{w,0} \cap C_{\Omega^c}^{\infty} \right\} \\ &= \Phi \left\{ v \in X_{1/w}^0 : [v, \phi] = 0 \quad \forall \phi \in \check{S}_{w,0} \cap C_{\Omega^c}^{\infty} \right\}. \end{aligned}$$

?? SEE pages 306 - 309 of Petersen [52].

Perhaps define

$$X_{1/w}^0(\Omega) := r_{\Omega} X_{1/w}^0.$$

WHEN does

$$X_{1/w}^0(\Omega) = \left\{ v \in X_{1/w}^0 : [v, \phi] = 0 \quad \forall \phi \in \check{S}_{w,0} \cap C_{\Omega^c}^{\infty} \right\}?$$

Part 2 of Theorem 501 now implies that $\tilde{X}_{1/w}^0$ is not empty: in fact

$$\left\{ (w\hat{\phi})^\vee : \phi \in \check{S}_{w,0} \right\} = (wS_{w,0})^\vee \subset \tilde{X}_{1/w}^0. \quad (9.93)$$

Remark 503 Clearly $S' \subset (\hat{S}_{w,0})'$ and so $X_{1/w}^0 \subset \tilde{X}_{1/w}^0$ as sets.

Theorem 504 *Some properties of $\tilde{X}_{1/w}^0$*

1. $\text{null}|\cdot|_{1/w,0} = (S'_{w,0;\mathcal{A}})^\vee$ where

$$S'_{w,0;\mathcal{A}} := \{u \in S'_{w,0} : \text{supp } u \subset \mathcal{A} \text{ as a distribution}\}. \quad (9.94)$$

2. Noting part 1 of Remark 2, $|\cdot|_{1/w,0}$ is a norm iff we can choose \mathcal{A} to be the (minimal) empty set.

If, in addition, w has property W02 for κ then:

3. If $|v(\xi)| \leq c(1 + |\xi|)^\kappa$ then $\check{v} \in \tilde{X}_{1/w}^0$.

4. $\check{S}_{w,0} \subset X_w^0$, $S \subset \tilde{X}_{1/w}^0$ and $(wS_{w,0})^\vee = S \cap \tilde{X}_{1/w}^0$.

5. $u \in \tilde{X}_{1/w}^0$ implies $u_F \in S'_{w,0} \cap L^1_{loc}(\mathbb{R}^d \setminus \mathcal{A})$, $(u_F)^\vee \in \tilde{X}_{1/w}^0$ and $u - (u_F)^\vee \in (S'_{w,0;\mathcal{A}})^\vee$.

6. If $u \in \tilde{X}_{1/w}^0$ then $\frac{(D^\alpha u)_F}{w} \in L^1$ when $|\alpha| \leq \kappa$.

$$\text{Also, } \int \frac{(D^\alpha u)_F}{w} \in (\tilde{X}_{1/w}^0)^\vee \text{ and } \left\| \int \frac{(D^\alpha u)_F}{w} \right\|_{op} \leq \left(\int \frac{\xi^{2\alpha}}{w} \right)^{1/2}.$$

Proof. Part 1

$$\begin{aligned} & \text{null}|\cdot|_{1/w,0} \\ &= \{v \in \tilde{X}_{1/w}^0 : |v|_{1/w,0} = 0\} \\ &= \left\{ v \in (\hat{S}_{w,0})' : \hat{v} \in S'_{w,0} \text{ and } \hat{v} = 0 \text{ on } \mathbb{R}^d \setminus \mathcal{A} \text{ as a distribution} \right\} \\ &= \left\{ v \in (S'_{w,0})^\vee : \hat{v} \in S'_{w,0} \text{ and } \hat{v} = 0 \text{ on } \mathbb{R}^d \setminus \mathcal{A} \text{ as a distribution} \right\} \\ &= \left\{ \check{u} : u \in S'_{w,0} \text{ and } u = 0 \text{ on } \mathbb{R}^d \setminus \mathcal{A} \text{ as a distribution} \right\} \\ &= \left\{ \check{u} : u \in S'_{w,0} \text{ and } \text{supp } u \subset \mathcal{A} \text{ as a distribution} \right\} \\ &= (S'_{w,0;\mathcal{A}})^\vee. \end{aligned} \quad (9.95)$$

Part 2 If \mathcal{A} is empty then 9.95 implies that $\text{null}|\cdot|_{1/w,0} = \{0\}$. If $\text{null}|\cdot|_{1/w,0} = \{0\}$ then it follows that $u \in S'_{w,0}$ and $u = 0$ on $\mathbb{R}^d \setminus \mathcal{A}$ implies $u = 0$ on \mathbb{R}^d . Now if \mathcal{A} is not empty and $a \in \mathcal{A}$ then $\delta(\cdot - a) \in S'$ so $\delta(\cdot - a) \in S'_{w,0}$ and $\delta(\cdot - a) = 0$ on $\mathbb{R}^d \setminus \mathcal{A}$. But $\delta(\cdot - a) \neq 0$ on \mathbb{R}^d which is a contradiction. Thus \mathcal{A} must be empty.

Part 3 Clearly $v \in S'$ so $\check{v} \in S'$. Also, $\left(\check{v}\right)_F = v \in L^1_{loc}$ and property W02 or W03 imply $\int \frac{|(\check{v})_F|^2}{w} < \infty$.

Part 4 That $\check{S}_{w,0} \subset X_w^0$ was shown in part 2 of Theorem 488. That $S \subset \tilde{X}_{1/w}^0$ follows directly from part 2. That $(wS_{w,0})^\vee = S \cap \tilde{X}_{1/w}^0$ is just 9.93.

Part 5 By definition, $u \in \tilde{X}_{1/w}^0$ implies $u \in (\hat{S}_{w,0})'$, $u_F \in L^1_{loc}(\mathbb{R}^d \setminus \mathcal{A})$ and $\int \frac{|u_F|^2}{w} < \infty$.

Thus $\hat{u} \in S'_{w,0}$. If $\phi \in \hat{S}_{w,0}$ then by the Cauchy-Schwartz inequality

$$\left| \int u_F \phi \right| \leq \int |u_F| |\phi| = \int \frac{|u_F|}{\sqrt{w}} \sqrt{w} |\phi| \leq |u|_{1/w,0} \left(\int w |\phi|^2 \right)^{1/2},$$

and since $w \in W_{S;0}$ it follows that $u_F \in S'_{w,0}$. We can now conclude that $(u_F)^\vee \in (\hat{S}_{w,0})'$, $((u_F)^\vee)_F = u_F \in L^1_{loc}(\mathbb{R}^d \setminus \mathcal{A})$ and $\int \frac{|((u_F)^\vee)_F|^2}{w} < \infty$ so that $(u_F)^\vee \in \tilde{X}_{1/w}^0$ and

$$|u - (u_F)^\vee|_{1/w,0}^2 = \int \frac{|(u - (u_F)^\vee)_F|^2}{w} = \int \frac{|u_F - ((u_F)^\vee)_F|^2}{w} = 0,$$

i.e. $u - (u_F)^\vee \in (S'_{w,0;\mathcal{A}})^\vee$.

Part 6 $\int \frac{|(D^\alpha u)_F|}{w} = \int \frac{|\xi^\alpha u_F|}{w} = \int \frac{|\xi^\alpha| |u_F|}{\sqrt{w} \sqrt{w}} \leq \left(\int \frac{|\xi^{2\alpha}|}{w} \right)^{1/2} \left(\int \frac{|u_F|^2}{w} \right)^{1/2} = \left(\int \frac{| \cdot |^{2|\alpha|}}{w} \right)^{1/2} |u|_{1/w,0} < \infty. \blacksquare$

Remark 505 1. Part 5 forms the basis for Subsection 9.3.4.

2. What if $w \in W03$?

??

Remark 506 ADD MARKER ?? Prove analogue of Theorem 417!

9.3.1 The maps $\tilde{\mathcal{M}}_1 : X_{1/w}^0 \rightarrow L^2$ and $\tilde{\mathcal{L}} : L^2 \rightarrow X_{1/w}^0$

We will now define the equivalent of the operators $\mathcal{M} : X_{1/w}^0 \rightarrow L^2$ (Subsection 9.2.1) and $\mathcal{L} : L^2 \rightarrow X_{1/w}^0$ (Definition 493) and prove their properties. This will be done in a very similar manner.

Definition 507 The operator $\tilde{\mathcal{M}}_1 : \tilde{X}_{1/w}^0 \rightarrow L^2$

From the definition of $\tilde{X}_{1/w}^0$, $u \in \tilde{X}_{1/w}^0$ implies $\frac{u_F}{\sqrt{w}} \in L^2$ where u_F is the restriction of \hat{u} to $\mathbb{R}^d \setminus \mathcal{A}$. We can now define the linear mapping $\tilde{\mathcal{M}}_1 : \tilde{X}_{1/w}^0 \rightarrow L^2$ by

$$\tilde{\mathcal{M}}_1 u = \left(\frac{u_F}{\sqrt{w}} \right)^\vee, \quad u \in \tilde{X}_{1/w}^0.$$

The operator $\tilde{\mathcal{M}}_1$ has the following properties:

Theorem 508 The operator $\tilde{\mathcal{M}}_1 : \tilde{X}_{1/w}^0 \rightarrow L^2$ is linear and in the seminorm sense it is isometric, 1-1 with null space $(S'_{w,0;\mathcal{A}})^\vee$.

Also, $\tau_a \tilde{\mathcal{M}}_1 = \tilde{\mathcal{M}}_1 \tau_a$ where τ_a is the translation operator $\tau_a u = u(\cdot - a)$.

Proof. That $\tilde{\mathcal{M}}_1$ is an isometry is clear from the definition of $\tilde{X}_{1/w}^0$. Since $\tilde{\mathcal{M}}_1$ is an isometry the null space of $\tilde{\mathcal{M}}_1$ is the null space of the seminorm $|\cdot|_{1/w,0}$, namely $(S'_{w,0;\mathcal{A}})^\vee$. Finally

$$\tau_a \tilde{\mathcal{M}}_1 u = \tau_a \left(\frac{u_F}{\sqrt{w}} \right)^\vee = \left(e^{-ia\xi} \frac{u_F}{\sqrt{w}} \right)^\vee = \left(\frac{(\tau_a u)_F}{\sqrt{w}} \right)^\vee = \tilde{\mathcal{M}}_1 \tau_a u.$$

■

Definition 509 The operator $\tilde{\mathcal{L}} : L^2 \rightarrow (\hat{S}_{w,0})'$

If $w \in W_{S;0}$ then Definition 436 of \mathcal{L}_2 involves first showing that $\sqrt{w}\hat{g} \in S'_{w,0}$ when $g \in L^2$ and then using Lemma 420 to extend $\sqrt{w}\hat{g}$ to S as a member of S' . If $(\sqrt{w}\hat{g})^e$ is such an extension then \mathcal{L}_2 was defined (non-uniquely) by $\mathcal{L}_2 g = ((\sqrt{w}\hat{g})^e)^\vee$ when $g \in L^2$.

We will want $\tilde{\mathcal{L}}(L^2) \subset \tilde{X}_{1/w}^0 \subset (\hat{S}_{w,0})'$ so we can skip the extension step and define the linear operator $\tilde{\mathcal{L}}$ uniquely by

$$\tilde{\mathcal{L}} g = (\sqrt{w}\hat{g})^\vee, \quad g \in L^2, \tag{9.96}$$

so that $(\sqrt{w}\hat{g})^\vee \in (S'_{w,0})^\vee = (\hat{S}_{w,0})'$.

The operator $\tilde{\mathcal{L}}$ has the following properties:

Theorem 510 Properties of $\tilde{\mathcal{L}}$

1. If $g \in L^2$ then $(\tilde{\mathcal{L}}g)_F = \sqrt{w}\hat{g} \in L_{loc}^1(\mathbb{R}^d \setminus \mathcal{A})$.
2. $\tilde{\mathcal{L}} : L^2 \rightarrow \tilde{X}_{1/w}^0$.
3. $\tilde{\mathcal{L}}$ is an isometry and 1-1.
4. If τ_a is the translation operator $\tau_a u = u(\cdot - a)$ then $\tau_a \tilde{\mathcal{L}} = \tilde{\mathcal{L}}\tau_a$.

Proof. Part 1 Suppose $g \in L^2$. From the definition of $\tilde{\mathcal{L}}$, $\widehat{\tilde{\mathcal{L}}g} = \sqrt{w}\hat{g}$. Next observe that because $w \in C^{(0)}(\mathbb{R}^d \setminus \mathcal{A})$ and $C_0^\infty(\mathbb{R}^d \setminus \mathcal{A}) \subset S_{w,0}$ it follows that

$$\left[\widehat{\tilde{\mathcal{L}}g}, \phi \right] = [\sqrt{w}\hat{g}, \phi], \quad \phi \in C_0^\infty(\mathbb{R}^d \setminus \mathcal{A}).$$

If we can show $\sqrt{w}\hat{g} \in L_{loc}^1(\mathbb{R}^d \setminus \mathcal{A})$ it follows that $(\tilde{\mathcal{L}}g)_F = \sqrt{w}\hat{g} \in L_{loc}^1(\mathbb{R}^d \setminus \mathcal{A})$. But if $K \subset \mathbb{R}^d \setminus \mathcal{A}$ is compact, $w \in C^{(0)}(\mathbb{R}^d \setminus \mathcal{A})$ implies

$$\int_K \sqrt{w}|\hat{g}| \leq \left(\int_K w \right)^{1/2} \|g\|_2 \leq \max_K(w) \left(\int_K 1 \right) \|g\|_2.$$

Thus $\widehat{\tilde{\mathcal{L}}g} \in L_{loc}^1(\mathbb{R}^d \setminus \mathcal{A})$ and $(\tilde{\mathcal{L}}g)_F = \sqrt{w}\hat{g}$.

Part 2 $\int \frac{|(\tilde{\mathcal{L}}g)_F|^2}{w} = \|\hat{g}\|_2 = \|g\|_2$ so $\tilde{\mathcal{L}} : L^2 \rightarrow X_{1/w}^0$.

Part 3 $\tilde{\mathcal{L}}$ is an isometry since $\left| \tilde{\mathcal{L}}g \right|_{1/w,0} = \left(\int \frac{|(\tilde{\mathcal{L}}g)_F|^2}{w} \right)^{1/2} = \|g\|_2$. Thus $\tilde{\mathcal{L}} : L^2 \rightarrow X_{1/w}^0$ is an isometry and clearly $\tilde{\mathcal{L}}g = 0$ implies $g = 0$.

Part 4

$$\left| \tau_a \tilde{\mathcal{L}}g - \tilde{\mathcal{L}}\tau_a g \right|_{1/w,0}^2 = \int \frac{\left| (\tau_a \tilde{\mathcal{L}}g - \tilde{\mathcal{L}}\tau_a g)_F \right|^2}{w} = \int \frac{\left| (\tau_a \tilde{\mathcal{L}}g)_F - (\tilde{\mathcal{L}}\tau_a g)_F \right|^2}{w}.$$

But from part 1, $(\tilde{\mathcal{L}}g)_F = \sqrt{w}\hat{g}$ on $\mathbb{R}^d \setminus \mathcal{A}$. Hence on $\mathbb{R}^d \setminus \mathcal{A}$

$$(\tilde{\mathcal{L}}\tau_a g)_F = \sqrt{w}\tau_a \hat{g} = e^{-ia\xi} \sqrt{w}\hat{g} = e^{-ia\xi} (\tilde{\mathcal{L}}g)_F,$$

and since $(\tau_a \tilde{\mathcal{L}}g)^\wedge = e^{-ia\xi} (\tilde{\mathcal{L}}g)^\wedge$, it follows that

$$(\tau_a \tilde{\mathcal{L}}g)_F = e^{-ia\xi} (\tilde{\mathcal{L}}g)_F,$$

and therefore $(\tau_a \tilde{\mathcal{L}}g)_F = (\tilde{\mathcal{L}}\tau_a g)_F$. ■

The following theorem indicates how the operators $\tilde{\mathcal{L}} : L^2 \rightarrow \tilde{X}_{1/w}^0$ and $\tilde{\mathcal{M}}_1 : \tilde{X}_{1/w}^0 \rightarrow L^2$ interact.

Theorem 511 Suppose the weight function w is a member of $W_{S,0}$. Then:

1. $\tilde{\mathcal{M}}_1 \tilde{\mathcal{L}} = I$ on L^2 .
2. $\tilde{\mathcal{L}}\tilde{\mathcal{M}}_1 u - u \in (S'_{w,0;\mathcal{A}})^\vee$ when $u \in X_{1/w}^0$ i.e. $\left| \tilde{\mathcal{L}}\tilde{\mathcal{M}}_1 u - u \right|_{1/w,0} = 0$.
3. $\tilde{\mathcal{M}}_1 : \tilde{X}_{1/w}^0 \rightarrow L^2$ is onto.

432 9. The spaces $X_{1/w}^0$, $\tilde{X}_{1/w}^0$ and the bounded linear functionals on X_w^0

4. $\tilde{\mathcal{L}} : L^2 \rightarrow \tilde{X}_{1/w}^0$ is onto in the seminorm sense.

5. $\tilde{\mathcal{M}}_1$ and $\tilde{\mathcal{L}}$ are adjoints.

Proof. Part 1 By definition $\widehat{\tilde{\mathcal{M}}_1 u} = \frac{u_F}{\sqrt{w}} \in L^2$ when $u \in \tilde{X}_{1/w}^0$. From part 1 of Theorem 510 $(\tilde{\mathcal{L}}f)_F = \sqrt{w}f$. Thus from the definition of $\tilde{\mathcal{M}}_1$, for $f \in L^2$

$$(\tilde{\mathcal{M}}_1 \tilde{\mathcal{L}}f)^\wedge = \frac{(\tilde{\mathcal{L}}f)_F}{\sqrt{w}} = \frac{\sqrt{w}f}{\sqrt{w}} = \widehat{f},$$

and so $\tilde{\mathcal{M}}_1 \tilde{\mathcal{L}} = I$ on L^2 .

Part 2 If $u \in \tilde{X}_{1/w}^0$ then $\tilde{\mathcal{L}}\tilde{\mathcal{M}}_1 u \in \tilde{X}_{1/w}^0$ and $\tilde{\mathcal{L}}\tilde{\mathcal{M}}_1 u = \sqrt{w}\widehat{\tilde{\mathcal{M}}_1 u} = u_F$. Thus

$$\left| \tilde{\mathcal{L}}\tilde{\mathcal{M}}_1 u - u \right|_{1/w,0}^2 = \int \frac{\left| (\tilde{\mathcal{L}}\tilde{\mathcal{M}}_1 u - u)_F \right|^2}{w} = 0,$$

and $\tilde{\mathcal{L}}\tilde{\mathcal{M}}_1 u - u \in (S'_{w,0;\mathcal{A}})^\vee$.

Parts 3 and 4 The equation $\tilde{\mathcal{M}}_1 \tilde{\mathcal{L}} = I$ implies $\tilde{\mathcal{M}}_1$ is onto and $\tilde{\mathcal{L}}\tilde{\mathcal{M}}_1 u - u \in (S'_{w,0;\mathcal{A}})^\vee$ when $u \in \tilde{X}_{1/w}^0$ implies that $\tilde{\mathcal{L}}$ are onto.

Part 5 Regarding adjointness, suppose $u \in \tilde{X}_{1/w}^0$ and $g \in L^2$. Then from part 1 Theorem 510, $(\tilde{\mathcal{L}}g)_F = \sqrt{w}g$ and from Definition 507, $\widehat{\tilde{\mathcal{M}}_1 u} = \frac{u_F}{\sqrt{w}}$. Thus

$$(\tilde{\mathcal{L}}g, u)_{1/w,0} = \int \frac{1}{w} (\tilde{\mathcal{L}}g)_F \overline{u_F} = \int \frac{1}{w} \sqrt{w}g \overline{u_F} = \int \widehat{g} \frac{\overline{u_F}}{\sqrt{w}} = \int \widehat{g} \widehat{\tilde{\mathcal{M}}_1 u} = (\widehat{g}, \widehat{\tilde{\mathcal{M}}_1 u})_2 = (g, \tilde{\mathcal{M}}_1 u)_2.$$

■

Since L^2 is complete, the mappings of the previous theorem will yield the following important result:

Corollary 512 *If the weight function $w \in W_{S;0}$ then in general $\tilde{X}_{1/w}^0$ is a semi-Hilbert space. Indeed, $\tilde{X}_{1/w}^0$ is a Hilbert space iff \mathcal{A} is empty.*

Proof. By Theorem 508, $\tilde{\mathcal{M}}_1$ is isometric. Hence if $\{u_k\}$ is Cauchy in $\tilde{X}_{1/w}^0$ then $\{\tilde{\mathcal{M}}_1 u_k\}$ is Cauchy in L^2 and so $\tilde{\mathcal{M}}_1 u_k \rightarrow u$ for some $u \in L^2$ since L^2 is complete. From part 1 Lemma 504 the seminorm for $\tilde{X}_{1/w}^0$ has null space $(S'_{w,0;\mathcal{A}})^\vee$. Hence by Theorem 511, $\tilde{\mathcal{L}}\tilde{\mathcal{M}}_1 u_k = u_k \rightarrow \tilde{\mathcal{L}}u \in \tilde{X}_{1/w}^0$ and $\tilde{X}_{1/w}^0$ is complete.

Finally, from part 2 of Theorem 504, $\tilde{X}_{1/w}^0$ is an inner product space iff \mathcal{A} is empty. ■

9.3.2 The map $\tilde{\mathcal{B}}_1 : X_w^0 \otimes \tilde{X}_{1/w}^0 \rightarrow C_B^{(0)}$

We now define the analogue $\tilde{\mathcal{B}}_1$ of the bilinear operator \mathcal{B} which was introduced in Definition 483:

Definition 513 *The mapping $\tilde{\mathcal{B}}_1$*

If $(u, v) \in X_w^0 \otimes \tilde{X}_{1/w}^0$ define the bilinear mapping $\tilde{\mathcal{B}}_1 : X_w^0 \otimes \tilde{X}_{1/w}^0 \rightarrow C_B^{(0)}$ by:

$$\tilde{\mathcal{B}}_1(u, v) = (\widehat{uv}_F)^\vee, \quad u \in X_w^0, \quad v \in \tilde{X}_{1/w}^0. \quad (9.97)$$

Noting that the product of two measurable functions is a measurable function definition 9.97 makes sense since from the definitions of $\tilde{X}_{1/w}^0$ and X_w^0 , $v_F \in L_{loc}^1(\mathbb{R}^d \setminus \mathcal{A})$, $\frac{v_F}{\sqrt{w}} \in L^2$, $\widehat{u} \in L_{loc}^1$ and $\sqrt{w}\widehat{u} \in L^2$ so that $\int |\widehat{u}v_F| \leq \|u\|_{w,0} \|v\|_{1/w,0} < \infty$. Thus $\widehat{uv}_F \in L^1$ and hence $(\widehat{uv}_F)^\vee \in C_B^{(0)}$.

Theorem 514 *Properties of the operator $\tilde{\mathcal{B}}_1$*

1. $\tilde{\mathcal{B}}_1 : X_w^0 \otimes \tilde{X}_{1/w}^0 \rightarrow C_B^{(0)}$ is a continuous bilinear mapping when $C_B^{(0)}$ is endowed with the supremum norm $\|\cdot\|_\infty$. In fact

$$\left\| \tilde{\mathcal{B}}_1(u, v) \right\|_\infty \leq (2\pi)^{-\frac{d}{2}} \|u\|_{w,0} |v|_{1/w,0}, \quad u \in X_w^0, \quad v \in \tilde{X}_{1/w}^0. \quad (9.98)$$

2. In the sense of distributions: if $\alpha + \beta = \gamma \geq 0$ then

$$D^\gamma \tilde{\mathcal{B}}_1(u, v) = \left(\widehat{D^\alpha u} (D^\beta v)_F \right)^\vee, \quad u \in X_w^0, \quad v \in \tilde{X}_{1/w}^0.$$

3. The operator $\tilde{\mathcal{B}}_1$ commutes with the (distribution) translation operator $\tau_a f = f(\cdot - a)$, $a \in \mathbb{R}^d$ in the sense that

$$\tau_a \tilde{\mathcal{B}}_1(u, v) = \tilde{\mathcal{B}}_1(\tau_a u, v) = \tilde{\mathcal{B}}_1(u, \tau_a v).$$

4. We have

$$\tilde{\mathcal{B}}_1(u, v) = (\mathcal{I}u) * \tilde{\mathcal{M}}_1 v, \quad u \in X_w^0, \quad v \in \tilde{X}_{1/w}^0,$$

where \mathcal{I} was introduced in Definition 24 and $\tilde{\mathcal{M}}_1$ in Definition 507.

Now suppose w also satisfies property W02 or W03 for parameter κ . Then:

5. $\tilde{\mathcal{B}}_1$ is a convolution in the sense of A.10: $X_w^0 \subset S'$, $S \subset \tilde{X}_{1/w}^0$ and

$$\tilde{\mathcal{B}}_1(u, v) = u * v, \quad u \in X_w^0, \quad v \in S.$$

Further, $\tilde{\mathcal{B}}_1(u, v) \in C_B^\infty$ and $D^\gamma \tilde{\mathcal{B}}_1(u, v) = D^\alpha u * D^\beta v$ for all $\gamma = \alpha + \beta$.

Proof. Part 1 Noting the calculations done in the definition of $\tilde{\mathcal{B}}_1$ all that remains to be shown is the continuity of $\tilde{\mathcal{B}}_1$. But from 9.97

$$\begin{aligned} \left| \tilde{\mathcal{B}}_1(u, v) \right| &\leq |(\widehat{uv}_F)^\vee| \leq (2\pi)^{-\frac{d}{2}} \left| \int e^{-ix\xi} \widehat{u}(\xi) v_F(\xi) d\xi \right| \leq (2\pi)^{-\frac{d}{2}} \int |\widehat{u}| |v_F| \\ &\leq (2\pi)^{-\frac{d}{2}} \|u\|_{w,0} |v|_{1/w,0}. \end{aligned}$$

Part 2

$$D^\gamma \tilde{\mathcal{B}}_1(u, v) = D^\gamma (\widehat{uv}_F)^\vee = ((i\xi)^\gamma (\widehat{uv}_F))^\vee = \left((i\xi)^\alpha \widehat{u} (i\xi)^\beta v_F \right)^\vee = \left(\widehat{D^\alpha u} (D^\beta v)_F \right)^\vee.$$

Part 3

$$\tau_a \tilde{\mathcal{B}}_1(u, v) = \tau_a (\widehat{uv}_F)^\vee = (e^{-ia\xi} \widehat{uv}_F)^\vee = (\widehat{\tau_a u} v_F)^\vee = \tilde{\mathcal{B}}_1(\tau_a u, v),$$

and

$$\tau_a \tilde{\mathcal{B}}_1(u, v) = \tau_a (\widehat{uv}_F)^\vee = (\widehat{u} e^{-ia\xi} v_F)^\vee = (\widehat{u} (\tau_a v)_F)^\vee = \tilde{\mathcal{B}}_1(u, \tau_a v).$$

Part 4 From the definition of $\tilde{\mathcal{B}}_1$ and the definition of $\tilde{\mathcal{M}}_1$ (Definition 507)

$$\begin{aligned} \tilde{\mathcal{B}}_1(u, v) &= (\widehat{uv}_F)^\vee = \left(\sqrt{w} \widehat{u} \frac{v_F}{\sqrt{w}} \right)^\vee = (\sqrt{w} \widehat{u})^\vee * \left(\frac{v_F}{\sqrt{w}} \right)^\vee \\ &= (\mathcal{I}u) * \tilde{\mathcal{M}}_1 v. \end{aligned}$$

Part 5 From part 4 of Lemma 413, $S \subset \tilde{X}_{1/w}^0$. So by definition 9.97 of $\tilde{\mathcal{B}}_1(u, v)$, and the definition A.10 of the convolution of a member of S' and a member of S , $\tilde{\mathcal{B}}_1(u, v) = (\widehat{uv}_F)^\vee = (\widehat{u} \widehat{v})^\vee = u * v \in C_B^{(0)}$ so that by A.11, $D^\gamma \tilde{\mathcal{B}}_1(u, v) = (D^\alpha u) * D^\beta v$ for all γ and $\alpha + \beta = \gamma$. Thus $\tilde{\mathcal{B}}_1(u, v) \in C_B^\infty$. ■

Part 5 of the last theorem shows how $\tilde{\mathcal{B}}_1$ can be regarded as a convolution by restricting the domain of the second variable to S .

The next result considers the important case where the first argument of $\tilde{\mathcal{B}}_1$ is the basis function.

Corollary 515 Properties of $\tilde{\mathcal{B}}_1(G, \cdot)$. Suppose w has property W02 or W03 for κ and G is the basis function. Then if $v, v' \in X_{1/w}^0$:

1. $D^\gamma G \in X_w^0$ when $|\gamma| \leq \kappa$ and
$$D^\gamma \tilde{\mathcal{B}}_1(G, v) = \tilde{\mathcal{B}}_1(D^\gamma G, v), \quad |\gamma| \leq \kappa.$$
2. $\tilde{\mathcal{B}}_1(G, v) \in X_w^0$ and $\left\| \tilde{\mathcal{B}}_1(G, v) \right\|_{w,0} = |v|_{1/w,0}$.
3. $\tilde{\mathcal{B}}_1(G, \phi) = G * \phi$ when $\phi \in S$.
4. $\int F \tilde{\mathcal{B}}_1(\tilde{\mathcal{B}}_1(G, v), \overline{v'}) = \langle v, v'_* \rangle_{1/w,0}$, where F is the Fourier transform and $v'_*(x) = v'(-x)$.

Proof. Part 1 By Theorem 53, $D^\gamma G \in X_w^0$ when $|\gamma| \leq \kappa$ and so by part 2 of Theorem 514, $D^\gamma \tilde{\mathcal{B}}_1(G, v) \in (\widehat{D^\gamma G v_F})^\vee = \tilde{\mathcal{B}}_1(D^\gamma G, v)$.

Part 2 We have $G \in X_w^0$ and $\tilde{\mathcal{B}}_1(G, v) \in S'$. Further, $F \tilde{\mathcal{B}}_1(G, v) = \widehat{G} v_F = \frac{v_F}{w} \in L^1$, by Theorem 504 and $\int w \left| F \tilde{\mathcal{B}}_1(G, v) \right|^2 = \int \frac{|v_F|^2}{w} = |v|_{1/w,0}$. Thus $\tilde{\mathcal{B}}_1(G, v) \in X_w^0$.

Part 3 From part 4 Theorem 504, $S \subset X_{1/w}^0$ and $\tilde{\mathcal{B}}_1(G, \phi) = (\widehat{G \phi})^\vee = G * \phi$ by the convolution definition A.10.

Part 4 $\tilde{\mathcal{B}}_1(G, v) = (\frac{v_F}{w})^\vee$ so

$$\begin{aligned} \int F \tilde{\mathcal{B}}_1(\tilde{\mathcal{B}}_1(G, v), \overline{v'}) &= \int F \tilde{\mathcal{B}}_1\left(\left(\frac{v_F}{w}\right)^\vee, \overline{v'}\right) = \int F \left(\left(\frac{v_F}{w}, (\overline{v'})_F\right)^\vee\right) = \int \frac{1}{w} v_F (\overline{v'})_F \\ &= \int \frac{1}{w} v_F \overline{(v'_*)_F} \\ &= \langle v, v'_* \rangle_{1/w,0}. \end{aligned}$$

■

The next theorem is the analogue of part 3 of Theorem 488.

Theorem 516 Suppose the weight function w has property W01 w.r.t. the set \mathcal{A} and $w \in W_{S,0}$ (Definition 433). Then if $\phi \in \check{S}_{w,0} \subset X_w^0$ and $v \in \tilde{X}_{1/w}^0 \subset (\widehat{S}_{w,0})'$:

$$\tilde{\mathcal{B}}_1(\phi, v) = \phi * v_F^\vee = (2\pi)^{-\frac{d}{2}} \left[\left(v_F^\vee \right)_y, \phi(\cdot - y) \right],$$

where the convolution is that of Definition 486.

Proof. From 9.97, $\tilde{\mathcal{B}}_1(\phi, v) = (\widehat{\phi v_F})^\vee = \left(\widehat{\phi v_F} \right)^\vee$ and by part 5 Theorem 504, $v_F^\vee \in (\widehat{S}_{w,0})'$ so that Lemma 487 implies, $\tilde{\mathcal{B}}_1(\phi, v) = \phi * v_F^\vee = (2\pi)^{-d/2} \left[\left(v_F^\vee \right)_y, \phi(\cdot - y) \right]$. ■

9.3.3 The maps $\widetilde{\mathcal{W}}_1 : X_w^0 \rightarrow \tilde{X}_{1/w}^0, \tilde{\mathcal{V}}_1 : \tilde{X}_{1/w}^0 \rightarrow X_w^0$ and $\tilde{\Phi}_1 : \tilde{X}_{1/w}^0 \rightarrow (X_w^0)'$

The operators $\widetilde{\mathcal{W}}_1 = \tilde{\mathcal{L}}\mathcal{I}$ and $\tilde{\mathcal{V}}_1 = \mathcal{J}\widetilde{\mathcal{M}}_1$ will be introduced - see Figure 9.90 - and used to define the operator $\tilde{\Phi}_1 : \tilde{X}_{1/w}^0 \rightarrow (X_w^0)'$ which characterizes the bounded linear functionals on X_w^0 as the space $\tilde{X}_{1/w}^0$. In fact, in an analogous fashion to the negative order Sobolev spaces, Theorem 524 shows that $\tilde{\Phi}_1$ can be written as a bilinear form.

Definition 517 The operator $\tilde{\mathcal{V}}_1 : \tilde{X}_{1/w}^0 \rightarrow X_w^0$

The operator $\mathcal{J} : L^2 \rightarrow X_w^0$ was introduced in Definition 24 and studied in Theorem 25.

Suppose the weight function w has property W02 or W03. These conditions ensure that both $\widetilde{\mathcal{M}}_1$ and \mathcal{J} are defined.

Define the operator $\tilde{\mathcal{V}}_1$ by $\tilde{\mathcal{V}}_1 = \mathcal{J}\widetilde{\mathcal{M}}_1$ where $\widetilde{\mathcal{M}}_1 : \tilde{X}_{1/w}^0 \rightarrow L^2$.

The operator $\tilde{\mathcal{V}}_1$ can be expressed in terms of the operator $\tilde{\mathcal{B}}_1$ and the basis function as follows:

Theorem 518 *Suppose the weight function w has property W02 or W03 and that G is the corresponding basis function. Then*

$$\tilde{\mathcal{V}}_1 v = \left(\frac{v_F}{w} \right)^\vee = \tilde{\mathcal{B}}_1(G, v), \quad v \in \tilde{X}_{1/w}^0, \quad (9.99)$$

and

$$\tilde{\mathcal{V}}_1 \phi = G * \phi, \quad \phi \in S,$$

and $\tilde{\mathcal{V}}_1 : S \rightarrow G * S$ is 1-1 and onto.

Proof. By Definition 24, $\widehat{\mathcal{J}}g = \frac{\widehat{g}}{\sqrt{w}} \in L_{loc}^1$ for $g \in L^2$.

By Definition 507, $\widehat{\mathcal{M}}_1 v = \frac{v_F}{\sqrt{w}} \in L^2$ for $v \in \tilde{X}_{1/w}^0$. Thus

$$\widehat{\mathcal{V}}_1 v = \widehat{\mathcal{J}\mathcal{M}_1 v} = \frac{\widehat{\mathcal{M}}_1 v}{\sqrt{w}} = \frac{v_F}{w} = \left(\tilde{\mathcal{B}}_1(G, v) \right)^\wedge,$$

and so $\tilde{\mathcal{V}}_1 v = \tilde{\mathcal{B}}_1(G, v)$. The second equation of this theorem follows from part 3 of Corollary 515.

Clearly $\tilde{\mathcal{V}}_1$ is onto. Since $\tilde{\mathcal{V}}_1$ is isometric $\tilde{\mathcal{V}}_1 \phi = 0$ implies $\|\tilde{\mathcal{V}}_1 \phi\|_{w,0} = |\phi|_{1/w,0} = \left(\int \frac{|\phi_F|^2}{w} \right)^{1/2} = 0$, where ϕ_F is the restriction of $\widehat{\phi}$ to $\mathbb{R}^d \setminus \mathcal{A}$ where \mathcal{A} is a closed set of measure zero. But $\widehat{\phi} \in S$ and so $\phi = 0$. ■

Definition 519 *The operator $\widetilde{\mathcal{W}}_1 = \widetilde{\mathcal{L}\mathcal{I}}$*

The next theorem relates the properties of the operators $\tilde{\mathcal{V}}_1$ and $\widetilde{\mathcal{W}}_1$, and for which we will require the properties of the operators \mathcal{I} and \mathcal{J} given in Theorem 25. The next result is an easy analogue of Theorem 494.

Theorem 520 *Suppose the weight function w has property W02 or W03 and $w \in W_{S;0}$. Then in the seminorm sense the operators $\tilde{\mathcal{V}}_1 = \mathcal{J}\widetilde{\mathcal{M}}_1$ and $\widetilde{\mathcal{L}\mathcal{I}}$ have the following properties:*

1. $\tilde{\mathcal{V}}_1 : \tilde{X}_{1/w}^0 \rightarrow X_w^0$ is a unique, linear isometry.
2. $\widetilde{\mathcal{W}}_1 : X_w^0 \rightarrow \tilde{X}_{1/w}^0$ is a class of linear isometries.
3. $\tilde{\mathcal{V}}_1$ and $\widetilde{\mathcal{W}}_1$ are inverses.
4. $\tilde{\mathcal{V}}_1$ and $\widetilde{\mathcal{W}}_1$ are onto.
5. $\tilde{\mathcal{V}}_1$ and $\widetilde{\mathcal{W}}_1$ are 1-1.
6. $\tilde{\mathcal{V}}_1$ and $\widetilde{\mathcal{W}}_1$ are adjoints.
7. If $f \in X_w^0$ then $\widetilde{\mathcal{W}}_1 f = \left(w\widehat{f} \right)^\vee$.
8. $\tilde{\mathcal{V}}_1$ and $\widetilde{\mathcal{W}}_1$ are isometric isomorphisms, inverses and adjoints.

Proof. The proof is almost identical to that of Theorem ??.

Part 1 From Theorem 25 \mathcal{J} is a unique, linear isometry, and from Theorem 508, $\widetilde{\mathcal{M}}_1$ is also a unique, linear isometry.

Part 2 From Theorem 25 \mathcal{I} is a unique, linear isometry and from Theorem 510 $\widetilde{\mathcal{L}}$ is a linear isometry.

Part 3 From Theorem 511 $\widetilde{\mathcal{M}}_1 \widetilde{\mathcal{L}} = I$ and Theorem 25 $\mathcal{J}\mathcal{I} = I$. Hence $\tilde{\mathcal{V}}_1 \widetilde{\mathcal{W}}_1 = \mathcal{J}\widetilde{\mathcal{M}}_1 \widetilde{\mathcal{L}}\mathcal{I} = \mathcal{J}\mathcal{I}$ and so $\tilde{\mathcal{V}}_1 \widetilde{\mathcal{L}}\mathcal{I} = I$.

From Theorem 25 $\mathcal{I}\mathcal{J} = I$ and from Theorem 511 $\widetilde{\mathcal{L}}\widetilde{\mathcal{M}}_1 g - g \in (S'_{w,0;\mathcal{A}})^\vee$. Hence $\widetilde{\mathcal{W}}_1 \tilde{\mathcal{V}}_1 = \widetilde{\mathcal{L}\mathcal{I}\mathcal{J}\mathcal{M}}_1 = \widetilde{\mathcal{L}\mathcal{M}}_1$ and so $\widetilde{\mathcal{W}}_1 \tilde{\mathcal{V}}_1 g - g \in (S'_{w,0;\mathcal{A}})^\vee$.

Parts 4 and 5 follow directly from part 3.

Part 6 Theorem 511 implies $\tilde{\mathcal{L}}$ and $\tilde{\mathcal{M}}_1$ are adjoints and Theorem 25 implies \mathcal{I} and \mathcal{J} are adjoints. Thus

$$\langle g, \tilde{\mathcal{W}}_1 f \rangle_{1/w,0} = \langle g, \tilde{\mathcal{L}}\mathcal{I}f \rangle_{1/w,0} = (\tilde{\mathcal{M}}_1 g, \mathcal{I}f)_2 = (\mathcal{J}\tilde{\mathcal{M}}_1 g, f)_{w,0} = (\tilde{\mathcal{V}}_1 g, f)_{w,0}.$$

Part 7 If $f \in X_w^0$ then from the definition of $\tilde{\mathcal{L}}$

$$\widehat{\tilde{\mathcal{W}}_1 f} = \widehat{\tilde{\mathcal{L}}\mathcal{I}f} = \sqrt{w}\widehat{\mathcal{I}f} = \sqrt{w}(\sqrt{w}f) = wf.$$

■

Corollary 521 *The mapping $(w\hat{\phi})^\vee$ where $\phi \in \check{S}_{w,0}$.*

Suppose the weight function w has property W01 w.r.t. the set \mathcal{A} and that $w \in W_{S;0}$. Then:

1. *The mapping $(w\hat{\phi})^\vee$ is an isometric, isomorphism from $\check{S}_{w,0} = S \cap X_w^0$ to $(wS_{w,0})^\vee \subset \tilde{X}_{1/w}^0$.*

If, in addition, w has property W02 or W03 then:

2. *$(wS_{w,0})^\vee$ is dense in $\tilde{X}_{1/w}^0$.*

3. *The mapping $(w\hat{\phi})^\vee$ can be extended to an isometric, isomorphism (in the seminorm sense).*

4. *The isometric isomorphism of part 3 is actually $\tilde{\mathcal{W}}_1: \tilde{\mathcal{W}}_1 = (w\hat{\phi})^\vee$.*

Proof. Part 1 This is a direct consequence of part 2 of Theorem 501 and the fact that 488 shows $\check{S}_{w,0} = S \cap X_w^0$ is dense in X_w^0 .

Part 2 Follows from part 1 and the fact, proved in Theorem 488, that $\check{S}_{w,0}$ is dense in X_w^0 .

Part 3 Follows from parts 1 and 2 using density arguments.

Part 4 Follows directly from part 7 of Theorem 520. ■

Next we prove that S is dense in $\tilde{X}_{1/w}^0$. This result is the analogue of Corollary 496.

Corollary 522 *Suppose the weight function w has property W02 or W03 and that $w \in W_{S;0}$.*

Then S is dense in $\tilde{X}_{1/w}^0$ under $|\cdot|_{1/w,0}$.

Proof. Choose $u \in \tilde{X}_{1/w}^0$ so that $\tilde{\mathcal{V}}_1 u \in X_w^0$. From part 3 Theorem 338, $G * S$ is dense in X_w^0 and hence given $\varepsilon > 0$ there exists $\phi_\varepsilon \in G * S$ such that $\|\tilde{\mathcal{V}}_1 u - \phi_\varepsilon\|_{w,0} < \varepsilon$. But by Theorem 518, $\tilde{\mathcal{V}}_1 : S \rightarrow G * S$ is an isomorphism and so $\tilde{\mathcal{V}}_1^{-1} \phi_\varepsilon \in S$. Since $\tilde{\mathcal{V}}_1 : \tilde{X}_{1/w}^0 \rightarrow X_w^0$ is an isometry

$$\|u - \tilde{\mathcal{V}}_1^{-1} \phi_\varepsilon\|_{1/w,0} = \|\tilde{\mathcal{V}}_1 (u - \tilde{\mathcal{V}}_1^{-1} \phi_\varepsilon)\|_{w,0} = \|\tilde{\mathcal{V}}_1 u - \phi_\varepsilon\|_{w,0} < \varepsilon,$$

which proves this density result.

Since $\tilde{X}_{1/w}^0$ is complete and S is dense in $\tilde{X}_{1/w}^0$ it follows that $\tilde{X}_{1/w}^0$ is the completion of S . ■

In the following analogue of Theorem 497 the operator $\tilde{\mathcal{V}}_1$ will now be used characterize the bounded linear functionals on X_w^0 , denoted $(X_w^0)'$, as the members of $\tilde{X}_{1/w}^0$:

Theorem 523 *The operator $\tilde{\Phi}_1$. Suppose the weight function w has property W02 or W03 and that $w \in W_{S;0}$. Denote by $(X_w^0)'$ the space of bounded linear functionals on X_w^0 .*

Then the equation

$$(\tilde{\Phi}_1 v)(u) = (u, \tilde{\mathcal{V}}_1 v)_{w,0}, \quad u \in X_w^0, v \in \tilde{X}_{1/w}^0, \tag{9.100}$$

defines a linear operator $\tilde{\Phi}_1 : \tilde{X}_{1/w}^0 \rightarrow (X_w^0)'$ which is an isometric isomorphism in the seminorm sense.

Proof. This proof is "identical" to that of Theorem 497 and so will be omitted. ■

In an analogous fashion to the negative order Sobolev spaces a bilinear form can be used to characterize the bounded linear functionals on X_w^0 :

Theorem 524 *If $u \in X_w^0$ and $v \in \tilde{X}_{1/w}^0$ then $\tilde{\Phi}_1$ can be expressed directly in terms of the bilinear form $\int \widehat{uv}_F$ as*

$$\left(\tilde{\Phi}_1 v\right)(u) = \int \widehat{uv}_F, \quad u \in X_w^0, \quad v \in \tilde{X}_{1/w}^0.$$

Proof. A direct consequence of 9.100 and 9.99. ■

9.3.4 Extension and restriction mappings between $\tilde{X}_{1/w}^0$ and $X_{1/w}^0$

In this subsection we will still assume that $w \in S_{w,0}^\dagger$ and we will relate the space $\tilde{X}_{1/w}^0$ to the space $X_{1/w}^0$ by constructing an isometric isomorphism (in the seminorm sense) between them, as indicated in Figure 9.101.

$$X_{1/w}^0 \quad \begin{array}{c} \xleftarrow{E} \\ \xrightarrow{R} \end{array} \quad \tilde{X}_{1/w}^0 \quad \begin{array}{c} \xleftarrow{\tilde{\mathcal{L}}} \\ \xrightarrow{\tilde{\mathcal{M}}_1} \end{array} \quad L^2 \quad \begin{array}{c} \xleftarrow{\mathcal{I}} \\ \xrightarrow{\mathcal{J}} \end{array} \quad X_w^0 \quad (9.101)$$

This isometry involves the null space $(\widehat{S}_{w,0})^\perp$, whereas the isometries \mathcal{L} and \mathcal{M} between $\tilde{X}_{1/w}^0$ and L^2 involve the null space $(S'_{w,0;\mathcal{A}})^\vee$. This separation simplifies the calculations.

Recall the definitions 9.92:

$$\tilde{X}_{1/w}^0 = \left\{ u \in (\widehat{S}_{w,0})' : u_F \in L_{loc}^1(\mathbb{R}^d \setminus \mathcal{A}) \text{ and } \int \frac{|u_F|^2}{w} < \infty \right\},$$

and 9.6:

$$X_{1/w}^0 = \left\{ v \in S' : v_F \in L_{loc}^1(\mathbb{R}^d \setminus \mathcal{A}) \text{ and } \int \frac{|v_F|^2}{w} < \infty \right\},$$

of the spaces $\tilde{X}_{1/w}^0$ and $X_{1/w}^0$ and it is clear that $X_{1/w}^0 \subset \tilde{X}_{1/w}^0$ as sets.

Since $\widehat{S}_{w,0}$ is a subspace of S , the obvious mappings between $\tilde{X}_{1/w}^0$ and $X_{1/w}^0$ are the *extension mapping* $E : (\widehat{S}_{w,0})' \rightarrow S'$ (defined using the Hahn-Banach Lemma 420) and the *restriction mapping* $R : S' \rightarrow (\widehat{S}_{w,0})'$. Lemma 420 tells us that $E : (\widehat{S}_{w,0})' \rightarrow S'$ is unique up to an annihilator of $\widehat{S}_{w,0}$ so it is unique and linear in the seminorm sense. Clearly

$$ER = RE = I. \quad (9.102)$$

Now if $\phi \in C_0^\infty(\mathbb{R}^d \setminus \mathcal{A})$ and $u \in \tilde{X}_{1/w}^0$ then $u \in (\widehat{S}_{w,0})'$, $\phi \in S_{w,0}$, $\widehat{\phi} \in \widehat{S}_{w,0}$ and so

$$[(Eu)_F, \phi] = [\widehat{Eu}|_{\mathbb{R}^d \setminus \mathcal{A}}, \phi] = [\widehat{Eu}, \phi] = [Eu, \widehat{\phi}] = [u, \widehat{\phi}] = [\widehat{u}, \phi] = [u_F, \phi].$$

This means that $(Eu)_F = u_F$ on $\mathbb{R}^d \setminus \mathcal{A}$ and hence that

$$E : \tilde{X}_{1/w}^0 \rightarrow X_{1/w}^0, \quad |Eu|_{1/w,0} = |u|_{1/w,0}. \quad (9.103)$$

On the other hand, suppose $\phi \in C_0^\infty(\mathbb{R}^d \setminus \mathcal{A})$, $v \in X_{1/w}^0$ and set $u = Rv$. Then $u \in (\widehat{S}_{w,0})'$, $\widehat{u} \in S'_{w,0}$, $C_0^\infty(\mathbb{R}^d \setminus \mathcal{A}) \subset S_{w,0}$ and so

$$[u_F, \phi] = [\widehat{u}, \phi] = [u, \widehat{\phi}] = [v, \widehat{\phi}] = [\widehat{v}, \phi] = [v_F, \phi],$$

so that $u_F = v_F$ on $\mathbb{R}^d \setminus \mathcal{A}$ and consequently $Rv \in \tilde{X}_{1/w}^0$ and

$$R : X_{1/w}^0 \rightarrow \tilde{X}_{1/w}^0, \quad |Rv|_{1/w,0} = |v|_{1/w,0}. \quad (9.104)$$

To summarize:

Theorem 525 *The natural extension operator $E : (\widehat{S}_{w,0})' \rightarrow S'$ and the restriction operator $R : S' \rightarrow (\widehat{S}_{w,0})'$ discussed above are inverses and isometric isomorphisms between $\tilde{X}_{1/w}^0$ and $X_{1/w}^0$.*

Proof. Re-statement of the equations and mappings 9.102, 9.103 and 9.104. ■

9.3.5 *The Fourier-independent spaces $\tilde{Y}_{1/w}^0$ and Y_w^0*

In this subsection we separate the Fourier transform from defining the mappings between $\tilde{X}_{1/w}^0$, L^2 and X_w^0 . The operators between $\tilde{X}_{1/w}^0$, L^2 and X_w^0 induce corresponding operators between $\tilde{Y}_{1/w}^0$, L^2 and Y_w^0 which are defined **without using the Fourier transform**. The maps induced in the bottom row of Figure 9.105 are Fourier-independent.

$$\begin{array}{ccccc}
 \tilde{X}_{1/w}^0 & \xleftarrow{\mathcal{L}} & L^2 & \xleftarrow{\mathcal{I}} & X_w^0 \\
 & \xrightarrow{\mathcal{M}} & & \xrightarrow{\mathcal{J}} & \\
 F^{-1} \updownarrow \mathcal{F} & & id \downarrow & & F \updownarrow F^{-1} \\
 \tilde{Y}_{1/w}^0 & \rightleftharpoons & L^2 & \rightleftharpoons & Y_w^0
 \end{array} \tag{9.105}$$

Fourier-independent maps and spaces Y_w^0 and $\tilde{Y}_{1/w}^0$.

Definition 526 *The spaces $\tilde{Y}_{1/w}^0$ and Y_w^0*

$$\tilde{Y}_{1/w}^0 = \left\{ u \in S'_{w,0} : u_E \in L^1_{loc}(\mathbb{R}^d \setminus \mathcal{A}) \text{ and } \int \frac{|u_E|^2}{w} < \infty \right\}, \tag{9.106}$$

where u_E is the restriction of u to $\mathbb{R}^d \setminus \mathcal{A}$. We endow $\tilde{Y}_{1/w}^0$ with the seminorm and semi-inner product

$$|u|'_{1/w,0} = \left(\int \frac{|u_E|^2}{w} \right)^{1/2}, \quad \langle u, v \rangle'_{1/w,0} = \int \frac{u_E \overline{v_E}}{w}.$$

Also

$$Y_w^0 = \left\{ u \in L^1_{loc} \cap S' : \int w |u|^2 < \infty \right\},$$

endowed with the norm and inner product

$$|u|'_{w,0} = \left(\int w |u|^2 \right)^{1/2}, \quad (u, v)'_{w,0} = \int w u \overline{v}.$$

Theorem 527 *Properties of the spaces $\tilde{Y}_{1/w}^0$ and Y_w^0 (see Theorem 504).*

1. null $|\cdot|'_{1/w,0} = S'_{w,0;\mathcal{A}}$.
2. $|\cdot|'_{1/w,0}$ is a norm iff we can choose \mathcal{A} to be the (minimal) empty set.
3. If $|u(\xi)| \leq c(1 + |\xi|)^k$ then $u \in \tilde{Y}_{1/w}^0$.
4. $S_{w,0} \subset Y_w^0$; $S \subset \tilde{Y}_{1/w}^0$ and $wS_{w,0} \subset \tilde{Y}_{1/w}^0$.
5. $u_E \in \tilde{Y}_{1/w}^0$ and $u - u_E \in S'_{w,0;\mathcal{A}}$ i.e. $|u - u_E|'_{1/w,0} = 0$.

Proof. Adapt the proofs of Theorem 504. ■

Definition 528 *The mapping $\mathcal{F} : \tilde{X}_{1/w}^0 \rightarrow S'_{w,0}$ is defined by*

$$\mathcal{F}u = u_F,$$

which makes sense since $u_F \in S'_{w,0}$ by part 5 of Theorem 504.

We now show that \mathcal{F} is an isometric isomorphism from $\tilde{X}_{1/w}^0$ to $\tilde{Y}_{1/w}^0$ in the seminorm sense.

Theorem 529 *Some properties of \mathcal{F} . In the seminorm sense:*

1. \mathcal{F} is an isometry from $\tilde{X}_{1/w}^0$ to $\tilde{Y}_{1/w}^0$.
2. The inverse Fourier transform F^{-1} is an isometry from $\tilde{Y}_{1/w}^0$ to $\tilde{X}_{1/w}^0$.
3. $\mathcal{F}F^{-1} = F^{-1}\mathcal{F} = I$.
4. \mathcal{F} is an isometric isomorphism from $\tilde{X}_{1/w}^0$ to $\tilde{Y}_{1/w}^0$.

Proof. From part 5 of Theorem 504: $u \in \tilde{X}_{1/w}^0$ implies $u_F \in S'_{w,0} \cap L^1_{loc}(\mathbb{R}^d \setminus \mathcal{A})$, $u_F^\vee \in \tilde{X}_{1/w}^0$ and $u - u_F^\vee \in (S'_{w,0;\mathcal{A}})^\vee$.

Part 1 Thus $u \in \tilde{X}_{1/w}^0$ implies $u_F \in S'_{w,0} \cap L^1_{loc}(\mathbb{R}^d \setminus \mathcal{A})$ and $\int \frac{|u_F|^2}{w} < \infty$ i.e. $u_F \in \tilde{Y}_{1/w}^0$, $|u|_{1/w,0} = |u_F|'_{1/w,0}$ and \mathcal{F} is an isometry.

Part 2 If $v \in \tilde{Y}_{1/w}^0$ then $v \in S'_{w,0}$, $v_E \in L^1_{loc}(\mathbb{R}^d \setminus \mathcal{A})$ and $\int \frac{|v_E|^2}{w} < \infty$. Set $u = F^{-1}v = v^\vee$. Then $u \in (\hat{S}_{w,0})'$, $u_F = v_E \in L^1_{loc}(\mathbb{R}^d \setminus \mathcal{A})$ and $\int \frac{|u_F|^2}{w} = \int \frac{|v_E|^2}{w} < \infty$ i.e. $u \in \tilde{X}_{1/w}^0$ and F^{-1} is an isometry.

Part 3 If $v \in \tilde{Y}_{1/w}^0$ then $\mathcal{F}F^{-1}v = (F^{-1}v)_F = v_E$ and by part 5 of Theorem 527, $|v - v_E|_{1/w,0} = 0$.

If $u \in \tilde{X}_{1/w}^0$ then from the preface to the proof, $u - F^{-1}\mathcal{F}u = u - u_F^\vee \in (S'_{w,0;\mathcal{A}})^\vee$ i.e. $|u - u_F^\vee|_{1/w,0} = 0$.

Part 4 This part summarizes the preceding parts. ■

The following theorem shows that the definition of $\tilde{X}_{1/w}^0$ allows the complete separation of the Fourier transform and the definition of the space:

Theorem 530 *Some properties of $\tilde{Y}_{1/w}^0$ and Y_w^0 in relation to $\tilde{X}_{1/w}^0$ and $\tilde{Y}_{1/w}^0$:*

1. \mathcal{F} is an isometric isomorphism from $\tilde{X}_{1/w}^0$ to $\tilde{Y}_{1/w}^0$.
2. $\tilde{Y}_{1/w}^0$ is a semi-Hilbert space.
3. $F^{-1} : X_w^0 \rightarrow Y_w^0$ is an isometric isomorphism in the norm sense.
4. Y_w^0 is a Hilbert space.

Proof. Part 1 Re-statement of part 4 of Theorem 529.

Part 2 The space $\tilde{X}_{1/w}^0$ was shown to be a semi-Hilbert space in Corollary 512.

Part 3 Easy.

Part 4 The space X_w^0 was shown to be a Hilbert space in Corollary 26 so this result follows from part 3. ■ Other Fourier transform-independent results can be easily derived e.g. from Theorem 521.

9.3.6 Some weight functions not in $W_{S;0}$

In this section we have so far assumed that $w \in W_{S;0}$. Now we show that the Gaussian weight function and the shifted thin-plate spline weight function do not belong to $W_{S;0}$.

The next lemma will be used to show that the Gaussian weight function is not a member of $W_{S;0}$ (9.19).

Lemma 531 *Suppose the weight function w satisfies $w \in C^\infty$, $w > 0$ and $1/w \in S$. Further, suppose there exists $b > 0$ such that $\frac{1}{w(\lambda x)} \in S_{w,0}$ when $\lambda > b$ and $\int \frac{w(x)}{w(\lambda x)^2} dx \rightarrow \infty$ as $\lambda \rightarrow b^+$.*

Then $w \notin W_{S;0}$.

Proof. Suppose that $w \in W_{S;0}$. Then there exists a positive, linear combination of the seminorms A.7 such that

$$\left(\int w |\phi|^2 \right)^{1/2} \leq \sum_{\alpha,\beta} c_{\alpha,\beta} \|x^\alpha D^\beta \phi\|_\infty, \quad \phi \in S_{w,0}.$$

Choose $\phi_\lambda(x) = \frac{1}{w(\lambda x)}$ where $\lambda > 0$ and λ is real. Then

$$\int w |\phi_\lambda|^2 dx = \int \frac{w(x)}{w(\lambda x)^2} dx < \infty.$$

On the other hand

$$\begin{aligned} \|x^\alpha D_x^\beta \phi_\lambda\|_\infty &= \left\| x^\alpha D_x^\beta \frac{1}{w(\lambda x)} \right\|_\infty = \lambda^{|\beta|} \left\| x^\alpha \left(D^\beta \frac{1}{w} \right) (\lambda x) \right\|_\infty \leq \lambda^{|\beta|-|\alpha|} \left\| (\lambda x)^\alpha \left(D^\beta \frac{1}{w} \right) (\lambda x) \right\|_\infty \\ &= \lambda^{|\beta|-|\alpha|} \left\| x^\alpha D^\beta \frac{1}{w} \right\|_\infty, \end{aligned}$$

so that

$$\int \frac{w(x)}{w(\lambda x)^2} dx \leq \sum_{\alpha,\beta} c_{\alpha,\beta} \lambda^{|\beta|-|\alpha|} \left\| x^\alpha D^\beta \frac{1}{w} \right\|_\infty.$$

But as $\lambda \rightarrow b^+$ our assumptions imply that the right side diverges and the left side converges. Hence $w \notin W_{S;0}$ which is a contradiction. ■

It is now easy to apply our lemma to the Gaussian.

Theorem 532 *The Gaussian weight function $w = e^{-|x|^2}$ is not a member of $W_{S;0}$.*

Proof. Clearly $w \in C^\infty$, $w > 0$ and $1/w \in S$. Further,

$$\int \frac{w(x)}{w(\lambda x)^2} dx = \int e^{|x|^2} e^{-2\lambda^2|x|^2} = \int e^{-(2\lambda^2-1)|x|^2} = \sqrt{\frac{\pi}{2\lambda^2-1}},$$

iff $\lambda > \frac{1}{\sqrt{2}}$ so that $\frac{1}{w(\lambda x)} \in S_{w,0}$ iff $\lambda > b = \frac{1}{\sqrt{2}}$. When $\lambda \rightarrow b^+$ the integrals diverge. ■

This lemma will be used to show that the shifted thin-plate splines weight functions w are not members of $W_{S;0}$. Indeed, these weight functions lack C^∞ smoothness at the origin and $1/w \notin S$. But it is enough to assume that $1/w$ is like S on $\mathbb{R}^d \setminus 0$.

Lemma 533 *Suppose that $w \in C^\infty(\mathbb{R}^d \setminus 0)$, $w > 0$ on $\mathbb{R}^d \setminus 0$ and $\phi_w = \frac{\psi}{w} \in S$ for some $\psi \in C^\infty$ such that $0 \leq \psi \leq 1$, $\psi = 0$ near the origin and $\psi(x) = 1$ when $|x| \geq 1$.*

Further, suppose there exists $b > 0$ such that $\int_{|x| \geq 1} \frac{w(x)}{w(\lambda x)^2} dx < \infty$ when $\lambda > b$ and $\int_{|x| \geq 1} \frac{w(x)}{w(\lambda x)^2} dx \rightarrow \infty$ as

$\lambda \rightarrow b^+$.

Then w does not satisfy Condition 536.

Proof. Suppose that w satisfies Condition 536. Then there exists a positive, linear combination of the seminorms A.7 such that

$$\left(\int w |\phi|^2 \right)^{1/2} \leq \sum_{\alpha,\beta} c_{\alpha,\beta} \|x^\alpha D^\beta \phi\|_\infty, \quad \phi \in S_{w,0}.$$

We now show that $\phi_w(\lambda x) \in S_{w,0}$ when $\lambda > b$ i.e. that

$$\int w(x) \phi_w(\lambda x)^2 dx < \infty,$$

when $\lambda > b$. Indeed

$$\begin{aligned} \int w(x) \phi_w(\lambda x)^2 dx &= \int_{|x| \leq 1} w(x) \phi_w(\lambda x)^2 dx + \int_{|x| \geq 1} w(x) \phi_w(\lambda x)^2 dx \\ &= \int_{|x| \leq 1} w(x) \phi_w(\lambda x)^2 dx + \int_{|x| \geq 1} \frac{w(x)}{w(\lambda x)^2} \psi(\lambda x)^2 dx \\ &\leq \int_{|x| \leq 1} w(x) \phi_w(\lambda x)^2 dx + \int_{|x| \geq 1} \frac{w(x)}{w(\lambda x)^2} dx, \end{aligned}$$

and since the second integral exists when $\lambda > b$ and the first integrand is continuous, we can conclude that $\phi_w(\lambda x) \in S_{w,0}$ when $\lambda > b$. On the other hand

$$\begin{aligned} \|x^\alpha D_x^\beta \phi_w(\lambda x)\|_\infty &= \lambda^{|\beta|} \|x^\alpha (D^\beta \phi_w)(\lambda x)\|_\infty \leq \lambda^{|\beta| - |\alpha|} \|(\lambda x)^\alpha (D^\beta \phi_w)(\lambda x)\|_\infty \\ &= \lambda^{|\beta| - |\alpha|} \|x^\alpha D^\beta \phi_w\|_\infty, \end{aligned}$$

so that when $\lambda > b$

$$\int_{|x| \geq 1} \frac{w(x)}{w(\lambda x)^2} dx \leq c \int w(x) \phi_w(\lambda x)^2 dx \leq c \sum_{\alpha, \beta} c_{\alpha, \beta} \lambda^{|\beta| - |\alpha|} \|x^\alpha D^\beta \phi_w\|_\infty.$$

But as $\lambda \rightarrow b^+$ our assumptions imply that the right side diverges to infinity and the left side converges. Hence $w \notin W_{S,0}$. ■

Theorem 534 *No shifted thin-plate spline weight function is a member of $W_{S,0}$.*

Proof. From Subsubsection 9, if we set $\mu = v + d/2$ then the shifted thin-plate spline weight functions have the form

$$w(x) = \frac{1}{\tilde{e}(v)} \frac{|x|^{2\mu}}{\tilde{K}_\mu(|x|)}, \quad 0 < \mu < d/2,$$

where $\tilde{K}_\mu(t) = t^\mu K_\mu(t)$, $t \geq 0$, $\mu > 0$ and K_λ is called a modified Bessel function or MacDonald's function. From Theorem 14 this function has the key property that for some constants $c_\mu, c'_\mu > 0$,

$$c_\mu e^{-t} \leq \tilde{K}_\mu(t) \leq c'_\mu e^{-t}, \quad \mu > 0, t \geq 0,$$

so that

$$\begin{aligned} \int_{|x| \geq 1} \frac{w(x)}{w(\lambda x)^2} dx &= \int_{|x| \geq 1} \frac{1}{\tilde{e}(v)} \frac{|x|^{2\mu}}{\tilde{K}_\mu(|x|)} \frac{1}{\left(\frac{1}{\tilde{e}(v)} \frac{|\lambda x|^{2\mu}}{\tilde{K}_\mu(|\lambda x|)}\right)^2} dx \\ &= \tilde{e}(v) \int_{|x| \geq 1} \frac{\left(\tilde{K}_\mu(|\lambda x|)\right)^2}{\tilde{K}_\mu(|x|) |\lambda x|^{2\mu}} dx \\ &= \frac{\tilde{e}(v)}{\lambda^{2\mu}} \int_{|x| \geq 1} \frac{\left(\tilde{K}_\mu(|\lambda x|)\right)^2}{\tilde{K}_\mu(|x|) |x|^{2\mu}} dx \\ &\geq \frac{\tilde{e}(v)}{\lambda^{2\mu}} \int_{|x| \geq 1} \frac{(c_\mu e^{-|\lambda x|})^2}{c'_\mu e^{-|x|} |x|^{2\mu}} dx \\ &= \frac{(c_\mu)^2 \tilde{e}(v)}{c'_\mu \lambda^{2\mu}} \int_{|x| \geq 1} \frac{e^{(1-2\lambda)|x|}}{|x|^{2\mu}} dx, \end{aligned}$$

and since $2\mu < d$ the last integral exists iff $1 - 2\lambda < 0$ i.e. iff $\lambda > \frac{1}{2}$. Now set $b = \frac{1}{2}$ and assume $\lambda > b$. The change of variables $y = (\frac{\lambda}{b} - 1)x$ implies $dy = (\frac{\lambda}{b} - 1)^d dx$ and $|y| = (\frac{\lambda}{b} - 1)|x|$ and hence

$$\begin{aligned} \int_{|x| \geq 1} \frac{e^{(1-2\lambda)|x|}}{|x|^{2\mu}} dx &= \int_{|x| \geq 1} \frac{e^{-(\frac{\lambda}{b}-1)|x|}}{|x|^{2\mu}} dx = \frac{1}{(\frac{\lambda}{b}-1)^{d-2\mu}} \int_{|y| \geq \frac{\lambda}{b}-1} \frac{e^{-|y|}}{|y|^{2\mu}} dy \\ &\geq \frac{1}{(\frac{\lambda}{b}-1)^{d-2\mu}} \int_{|y| \geq 1} \frac{e^{-|y|}}{|y|^{2\mu}} dy, \end{aligned}$$

when $\lambda \leq 2b$. Clearly $\int_{|x| \geq 1} \frac{w(x)}{w(\lambda x)^2} dx \rightarrow \infty$ as $\lambda \rightarrow b^+$ and so $w \notin W_{S;0}$ by Lemma 533. ■

We end this subsection with a (unused) generalization of the above results.

Lemma 535 *Suppose that $w \in C^\infty(\mathbb{R}^d \setminus \mathcal{A})$ and $\phi_w = \frac{\psi}{w} \in S$ for some $\psi \in C_B^\infty$ such that $0 \leq \psi \leq 1$. Further, suppose there exists $b > 0$ such that $\int w(x) |\phi_w(\lambda x)|^2 dx < \infty$ when $\lambda > b$ and that $\int w(x) |\phi_w(\lambda x)|^2 dx \rightarrow \infty$ as $\lambda \rightarrow b^+$. Then $w \notin W_{S;0}$.*

Proof. Suppose that $w \in W_{S;0}$. Now $\phi_w(\lambda x) \in S_{w,0}$ when $\lambda > b$ and so there exists a positive, linear combination of the seminorms A.7 such that

$$\left(\int w(x) |\phi_w(\lambda x)|^2 dx \right)^{1/2} \leq \sum_{\alpha, \beta} c_{\alpha, \beta} \|x^\alpha D_x^\beta \phi_w(\lambda x)\|_\infty, \quad \phi \in S_{w,0}.$$

But

$$\begin{aligned} \|x^\alpha D_x^\beta \phi_w(\lambda x)\|_\infty &= \lambda^{|\beta|} \|x^\alpha (D^\beta \phi_w)(\lambda x)\|_\infty \leq \lambda^{|\beta|-|\alpha|} \|(\lambda x)^\alpha (D^\beta \phi_w)(\lambda x)\|_\infty \\ &= \lambda^{|\beta|-|\alpha|} \|x^\alpha D^\beta \phi_w\|_\infty, \end{aligned}$$

so that

$$\left(\int w(x) |\phi_w(\lambda x)|^2 dx \right)^{1/2} \leq \lambda^{|\beta|-|\alpha|} \|x^\alpha D^\beta \phi_w\|_\infty.$$

But as $\lambda \rightarrow b^+$ our assumptions imply that the right side diverges to infinity and the left side converges. Hence $w \notin W_{S;0}$. ■

9.4 A generalization of $\tilde{X}_{1/w}^0$

9.4.1 Motivation

In Section 9.3 we defined $\tilde{X}_{1/w}^0$ for the case when $w \in S_{w,0}^\dagger$ and in Section 9.2 we defined the space $X_{1/w}^0$ for the case when w satisfies 9.14. In this section we show how to generalize our definition of $\tilde{X}_{1/w}^0$ in order to include the case when w satisfies 9.14.

We would like to retain a form of the integral condition 9.19 used to define $S_{w,0}^\dagger$ and this is where Lemma 425 and Theorem 432 are helpful as they establish results which suggest a generalization. In Subsubsection 9.2.5 it was assumed that a weight function satisfying 9.14 had the form 1.20 i.e. for some integer $m \geq 0$,

$$w(x) = \frac{v(x)}{|x|^{2(m+s)}}, \quad |x| \leq r; \quad 2s < d; \quad 0 < c_1 \leq v(x) \leq c_2,$$

and in Theorem 448 the space $S_{w,0}$ was shown to be of the form $S_{\emptyset,n}$ and an integral condition 9.19 derived with $w \in W_{S;0}$. However, if we just assume the weaker 9.14 is satisfied then from part 4 of Lemma 425

$$\left(\int w |\psi|^2 \right)^{1/2} \leq |\psi|_{\sigma'}, \quad \psi \in S_{\emptyset,m}, \tag{9.107}$$

for some m and a positive, linear combination $|\cdot|_\sigma$ of the seminorms A.6 which define the topology of the tempered distributions S . Hence $S_{\emptyset,m} \subset S_{w,0}$. And if 9.107 holds then we would expect Theorem 432 to allow us to define the isometric operator $\mathcal{L} : L^2 \rightarrow \tilde{X}_{1/w}^0$ in the manner of Definition 509. So in the next subsection Condition 536 will postulate the existence of a subspace $T \subset S_{w,0}$ such that 9.107 holds for $\psi \in T$.

Part 5 of Definition 485 now suggests we assume T has the property that if $\Omega \subset \mathbb{R}^d \setminus \mathcal{A}$ then $C_0^\infty(\Omega) \subset T$ i.e. that $C_0^\infty(\mathbb{R}^d \setminus \mathcal{A}) \subset T$. However, if for the case 9.14 we choose $T = S_{\emptyset,m}$, $w = 1$ near the origin and $w > 0$ everywhere then the minimal \mathcal{A} is empty. But noting part 1 of Remark 2 we can "adjust" \mathcal{A} by enlarging it so that $\mathcal{A} = \{0\}$ for $T = S_{\emptyset,m}$.

Given the above considerations our approach will now be to replace the space $S_{w,0}$ by the space T in the results and definitions of Section 9.3 and show that they all still hold.

However, in the next subsection we will show that the Gaussian and the shifted thin-plate spline weight functions still do not satisfy Condition 536.

9.4.2 Condition 536

We encapsulate the properties discussed in the motivation as:

Condition 536 Suppose w is a weight function w.r.t. a closed set \mathcal{A} which has measure zero. Suppose T is a subspace of S such that:

1. There exists a positive, linear combination $|\cdot|_\sigma$ of the seminorms which define S such that

$$\left(\int w |\phi|^2 \right)^{1/2} \leq |\phi|_\sigma, \quad \phi \in T. \quad (9.108)$$

2. There exists an \mathcal{A} such that $C_0^\infty(\mathbb{R}^d \setminus \mathcal{A}) \subset T$ - see part 1 of Remark 2.
3. There exists a sequence of open balls $B(x^{(k)}; r_k) \subset C_0^\infty(\mathbb{R}^d \setminus \mathcal{A})$ such that $|x^{(k)}| \rightarrow \infty$ and $r_k \geq c |x^{(k)}|^{-m}$ for some constant $c > 0$ and integer $m \geq 0$.

Remark 537

1. With reference to part 1 of Remark 2, part 2 of this condition caters for the case 9.14 where $w = 1$ near the origin and $w > 0$ everywhere. Here the minimal \mathcal{A} is empty and noting Lemma 425 we can "adjust" \mathcal{A} by enlarging it so that $\mathcal{A} = \{0\}$ and $T = S_{\emptyset,m}$. Note however that $T'_\mathcal{A}$ now changes.
2. There is no loss of generality if we assume that the open balls satisfy $|x^{(k)}| \rightarrow \infty$ and $1 \geq r_k \geq |x^{(k)}|^{-m}$.
3. An example of \mathcal{A} can be many (tensor product) \mathbb{R}^{d-1} hyperplanes perpendicular to each axis which get closer together towards infinity. Part 3 restricts how quickly these hyperplanes get closer together.
4. If Condition 536 holds for T_1 and T_2 then it holds for the subspace $T_1 + T_2$.

9.4.3 Some weight functions which do not satisfy Condition 536

The following results are analogous to those proved in Subsection 9.3.6 concerning $W_{S;0}$ where it was shown that the Gaussian and the shifted thin-plate spline weight functions do not belong to $W_{S;0}$. Here we show the same weight functions do not satisfy Condition 536.

The next lemma will be used to show that the Gaussian weight function does not satisfy Condition 536.

Lemma 538 Suppose the weight function w satisfies $w \in C^\infty$, $w > 0$ and $1/w \in S$. Then w does not satisfy Condition 536.

Proof. Suppose that w satisfies Condition 536 for some T and \mathcal{A} . Then there exists a positive, linear combination of the seminorms A.7 such that

$$\left(\int w |\phi|^2 \right)^{1/2} \leq \sum_{\alpha,\beta} c_{\alpha,\beta} \|x^\alpha D^\beta \phi\|_\infty, \quad \phi \in T,$$

and

$$C_0^\infty(\mathbb{R}^d \setminus \mathcal{A}) \subset T.$$

Further, by part 2 of Remark 537 there exists a sequence a functions $\phi_k \in C_0^\infty(\mathbb{R}^d \setminus \mathcal{A})$ defined by

$$\phi_k(x) = \phi_0\left(\frac{x - x^{(k)}}{r_k}\right), \quad \phi_0 \in C_0^\infty(B(0; 1)), \tag{9.109}$$

and such that

$$|x^{(k)}| \rightarrow \infty, \quad 1 \geq r_k \geq |x^{(k)}|^{-m}. \tag{9.110}$$

Hence $\text{supp } \phi_k \subset B(x^{(k)}; r_k) \subset \mathbb{R}^d \setminus \mathcal{A}$. Thus we must have

$$\left(\int w |\phi_k|^2\right)^{1/2} \leq \sum_{\alpha, \beta} c_{\alpha, \beta} \|x^\alpha D^\beta \phi_k\|_\infty, \tag{9.111}$$

and the form 9.109 of ϕ_k implies

$$\begin{aligned} \|x^\alpha D^\beta \phi_k\|_\infty &= \left\| x^\alpha D_x^\beta \phi_0\left(\frac{x - x^{(k)}}{r_k}\right) \right\|_\infty = r_k^{-|\beta|} \left\| x^\alpha (D_x^\beta \phi_0)\left(\frac{x - x^{(k)}}{r_k}\right) \right\|_\infty \\ &= r_k^{-|\beta|} \left\| (r_k y + x^{(k)})^\alpha (D^\beta \phi_0)(y) \right\|_\infty \\ &\leq r_k^{-|\beta|} \left\| |r_k y + x^{(k)}|^{|\alpha|} (D^\beta \phi_0)(y) \right\|_\infty \\ &\leq r_k^{-|\beta|} \left\| (r_k |y| + |x^{(k)}|)^{|\alpha|} (D^\beta \phi_0)(y) \right\|_\infty \\ &\leq r_k^{-|\beta|} \sum_{j \leq |\alpha|} \left\| \binom{|\alpha|}{j} r_k^j |y|^j |x^{(k)}|^{|\alpha|-j} D^\beta \phi_0(y) \right\|_\infty \\ &\leq r_k^{-|\beta|} \sum_{j \leq |\alpha|} \binom{|\alpha|}{j} r_k^j \|\cdot\|^j D^\beta \phi_0\|_\infty |x^{(k)}|^{|\alpha|-j} \\ &\leq r_k^{-|\beta|} \sum_{j \leq |\alpha|} \binom{|\alpha|}{j} \|\cdot\|^j D^\beta \phi_0\|_\infty |x^{(k)}|^{|\alpha|-j} \\ &\leq |x^{(k)}|^{m|\beta|} \sum_{j \leq |\alpha|} \binom{|\alpha|}{j} \|y^j D^\beta \phi_0\|_\infty |x^{(k)}|^{|\alpha|-j} \\ &\leq \left(\sum_{j \leq |\alpha|} \binom{|\alpha|}{j} \|y^j D^\beta \phi_0\|_\infty \right) |x^{(k)}|^{m|\beta|+|\alpha|}, \end{aligned}$$

where the last two inequalities make use of 9.110. Now 9.110 implies $|x^{(k)}| \geq 1$ so by virtue of 9.111 we can now establish the upper bound

$$\begin{aligned} \left(\int w |\phi_k|^2\right)^{1/2} &\leq \sum_{\alpha, \beta} \sum_{\gamma \leq \alpha} c_{\alpha, \beta} \binom{\alpha}{\gamma} \|y^\gamma D^\beta \phi_0\|_\infty |x^{(k)}|^{m|\beta|+|\alpha|-|\gamma|} \\ &\leq \left(\sum_{\alpha, \beta} \sum_{\gamma \leq \alpha} c_{\alpha, \beta} \binom{\alpha}{\gamma} \|y^\gamma D^\beta \phi_0\|_\infty \right) |x^{(k)}|^{mb+a}, \end{aligned} \tag{9.112}$$

where $a = \max |\alpha|$ and $b = \max |\beta|$.

Next we estimate a lower bound for $\left(\int w |\phi_k|^2\right)^{1/2}$. Now $1/w \in S$ implies $|\cdot|^{2n}/w \in S$ so that $|\cdot|^{2n}/w$ is bounded and there exists a constant $c_{n,d} > 0$ such that

$$w(x) \geq c_n |x|^{2n}, \quad x \in \mathbb{R}^d.$$

Hence, since 9.110 implies $1 \geq r_k \geq |x^{(k)}|^{-m}$, we again use 9.109 to obtain the sequence of lower bounds

$$\begin{aligned}
 \int w |\phi_k|^2 &\geq c_n \int |\cdot|^{2n} |\phi_k|^2 = c_n \int |x|^{2n} \left| \phi_0 \left(\frac{x - x^{(k)}}{r_k} \right) \right|^2 dx \\
 &= c_n r_k^d \int_{|y| \leq 1} |r_k y + x^{(k)}|^{2n} |\phi_0(y)|^2 dy \\
 &\geq c_n r_k^d \int_{|y| \leq 1} (|x^{(k)}| - r_k |y|)^{2n} |\phi_0(y)|^2 dy \\
 &\geq c_n r_k^d \int_{|y| \leq 1} (|x^{(k)}| - 1)^{2n} |\phi_0(y)|^2 dy \\
 &= c_n r_k^d \|\phi_0\|_2^2 (|x^{(k)}| - 1)^{2n} \\
 &\geq c_n \|\phi_0\|_2^2 |x^{(k)}|^{-md} (|x^{(k)}| - 1)^{2n}.
 \end{aligned}$$

Now $|x^{(k)}| \rightarrow \infty$ so we can assume $|x^{(k)}| \geq 2$ so that $|x^{(k)}| - 1 \geq |x^{(k)}|/2$ and

$$\int w |\phi_k|^2 \geq \frac{c_n}{4^n} \|\phi_0\|_2^2 |x^{(k)}|^{2n-md}, \quad |x^{(k)}| \geq 2. \quad (9.113)$$

Hence when $|x^{(k)}| \geq 2$ the bounds 9.112 and 9.113 imply

$$\frac{c_n}{4^n} \|\phi_0\|_2^2 |x^{(k)}|^{2n-md} \leq \left(\sum_{\alpha, \beta} \sum_{\gamma \leq \alpha} c_{\alpha, \beta} \binom{\alpha}{\gamma} \|y^\gamma D^\beta \phi_0\|_\infty \right)^2 |x^{(k)}|^{2mb+2a},$$

or

$$\frac{c_n}{4^n} \|\phi_0\|_2^2 |x^{(k)}|^{2n} \leq \left(\sum_{\alpha, \beta} \sum_{\gamma \leq \alpha} c_{\alpha, \beta} \binom{\alpha}{\gamma} \|y^\gamma D^\beta \phi_0\|_\infty \right)^2 |x^{(k)}|^{md+2mb+2a}.$$

Since $|x^{(k)}| \rightarrow \infty$ if we choose $2n > md + 2mb + 2a$ we easily obtain a contradiction by dividing both sides by $|x^{(k)}|^{2n}$ and letting $k \rightarrow \infty$. ■

We now have the very simple consequence:

Theorem 539 *The Gaussian weight function $e^{-|x|^2}$ does not satisfy Condition 536.*

This lemma will be used to show that the shifted thin-plate splines weight functions w do not satisfy Condition 536.

Lemma 540 *Suppose w is a weight function w.r.t. the minimal set $\mathcal{A} = \{0\}$ and is such that: $w \in C^\infty(\mathbb{R}^d \setminus 0)$, $w > 0$ on $\mathbb{R}^d \setminus 0$ and $\phi_w := \frac{\psi}{w} \in S$ for some $\psi \in C^\infty$ such that $0 \leq \psi \leq 1$, $\psi = 0$ near the origin and $\psi(x) = 1$ when $|x| \geq 1$.*

Then w does not satisfy Condition 536.

Proof. Suppose that w does satisfy Condition 536 for some T and a set $\mathcal{A} \supseteq \{0\}$. Then there exists a positive, linear combination of the seminorms A.7 such that

$$\left(\int w |\phi|^2 \right)^{1/2} \leq \sum_{\alpha, \beta} c_{\alpha, \beta} \|x^\alpha D^\beta \phi\|_\infty, \quad \phi \in T,$$

and

$$C_0^\infty(\mathbb{R}^d \setminus \mathcal{A}) \subset T.$$

Further, by part 2 of Remark 537 there exists a sequence a functions $\phi_k \in C_0^\infty(\mathbb{R}^d \setminus \mathcal{A})$ defined by

$$\phi_k(x) = \phi_0 \left(\frac{x - x^{(k)}}{r_k} \right), \quad \phi_0 \in C_0^\infty(B(0; 1)), \quad (9.114)$$

and such that

$$|x^{(k)}| \rightarrow \infty, \quad 1 \geq r_k \geq |x^{(k)}|^{-m}, \quad |x^{(k)}| \geq 1. \tag{9.115}$$

Hence $\text{supp } \phi_k \subset B(x^{(k)}; r_k) \subset \mathbb{R}^d \setminus \mathcal{A}$. Thus we must have

$$\left(\int w |\phi_k|^2 \right)^{1/2} \leq \sum_{\alpha, \beta} c_{\alpha, \beta} \|x^\alpha D^\beta \phi_k\|_\infty,$$

and now the form 9.114 of ϕ_k together with the inequalities 9.115 imply

$$\begin{aligned} \|x^\alpha D^\beta \phi_k\|_\infty &= \left\| x^\alpha D_x^\beta \phi_0 \left(\frac{x - x^{(k)}}{r_k} \right) \right\|_\infty = r_k^{-|\beta|} \left\| x^\alpha (D_x^\beta \phi_0) \left(\frac{x - x^{(k)}}{r_k} \right) \right\|_\infty \\ &= r_k^{-|\beta|} \left\| (r_k y + x^{(k)})^\alpha (D^\beta \phi_0)(y) \right\|_\infty \\ &\leq r_k^{-|\beta|} \left\| |r_k y + x^{(k)}|^{|\alpha|} (D^\beta \phi_0)(y) \right\|_\infty \\ &\leq r_k^{-|\beta|} \left\| (r_k |y| + |x^{(k)}|)^{|\alpha|} (D^\beta \phi_0)(y) \right\|_\infty \\ &\leq r_k^{-|\beta|} \sum_{j \leq |\alpha|} \left\| \binom{|\alpha|}{j} r_k^j |y|^j |x^{(k)}|^{|\alpha|-j} D^\beta \phi_0(y) \right\|_\infty \\ &\leq r_k^{-|\beta|} \sum_{j \leq |\alpha|} \binom{|\alpha|}{j} r_k^j \left\| |\cdot|^j D^\beta \phi_0 \right\|_\infty |x^{(k)}|^{|\alpha|-j} \\ &\leq r_k^{-|\beta|} \sum_{j \leq |\alpha|} \binom{|\alpha|}{j} \left\| |\cdot|^j D^\beta \phi_0 \right\|_\infty |x^{(k)}|^{|\alpha|-j} \\ &\leq |x^{(k)}|^{m|\beta|} \sum_{j \leq |\alpha|} \binom{|\alpha|}{j} \|y^j D^\beta \phi_0\|_\infty |x^{(k)}|^{|\alpha|-j} \\ &\leq \left(\sum_{j \leq |\alpha|} \binom{|\alpha|}{j} \|y^j D^\beta \phi_0\|_\infty \right) |x^{(k)}|^{m|\beta|+|\alpha|}, \end{aligned}$$

By virtue of 9.111 we can now establish the upper bound

$$\begin{aligned} \left(\int w |\phi_k|^2 \right)^{1/2} &\leq \left(\sum_{\alpha, \beta} \sum_{j \leq |\alpha|} \binom{|\alpha|}{j} \|y^j D^\beta \phi_0\|_\infty \right) |x^{(k)}|^{m|\beta|+|\alpha|} \\ &\leq \left(\sum_{\alpha, \beta} \sum_{j \leq |\alpha|} \binom{|\alpha|}{j} \|y^j D^\beta \phi_0\|_\infty \right) |x^{(k)}|^{mb+a}, \end{aligned} \tag{9.116}$$

where $a = \max |\alpha|$ and $b = \max |\beta|$.

Next we estimate a lower bound for $\left(\int w |\phi_k|^2 \right)^{1/2}$. Now $\psi/w \in S$ implies $|\cdot|^{2n} \psi/w \in S$ so that $|\cdot|^{2n} \psi/w$ is bounded and there exists a constant $c_n > 0$ such that

$$w(x) \geq c_n |x|^{2n} \psi(x), \quad x \in \mathbb{R}^d.$$

We again use 9.114 to obtain the lower bound

$$\begin{aligned} \int w |\phi_k|^2 &\geq c_n \int |\cdot|^{2n} \psi |\phi_k|^2 = c_n \int |x|^{2n} \psi(x) \left| \phi_0 \left(\frac{x - x^{(k)}}{r_k} \right) \right|^2 dx \\ &= c_n r_k^d \int_{|y| \leq 1} |r_k y + x^{(k)}|^{2n} \psi(r_k y + x^{(k)}) |\phi_0(y)|^2 dy. \end{aligned}$$

But if $|y| \leq 1$ and $|x^{(k)}| \geq 2$ then

$$|r_k y + x^{(k)}| \geq |x^{(k)}| - r_k |y| \geq |x^{(k)}| - r_k \geq |x^{(k)}| - 1 \geq |x^{(k)}|/2,$$

and so if $|x^{(k)}| \geq 2$

$$\begin{aligned} \int w |\phi_k|^2 &\geq c_n r_k^d \int_{|y| \leq 1} |r_k y + x^{(k)}|^{2n} \psi(r_k y + x^{(k)}) |\phi_0(y)|^2 dy \\ &= \frac{c_n}{4^n} r_k^d \|\phi_0\|_2^2 \left(|x^{(k)}|/2\right)^{2n} \\ &\geq \frac{c_n}{4^n} \|\phi_0\|_2^2 |x^{(k)}|^{2n-md}, \end{aligned} \quad (9.117)$$

where last step used 9.115. Thus, if $|x^{(k)}| \geq 2$

$$\frac{c_n}{4^n} \|\phi_0\|_2^2 |x^{(k)}|^{2n-md} \leq \left(\sum_{\alpha, \beta} \sum_{\gamma \leq \alpha} c_{\alpha, \beta} \binom{\alpha}{\gamma} \|y^\gamma D^\beta \phi_0\|_\infty \right)^2 |x^{(k)}|^{mb+a},$$

or

$$\frac{c_n}{4^n} \|\phi_0\|_2^2 |x^{(k)}|^{2n} \leq \left(\sum_{\alpha, \beta} \sum_{\gamma \leq \alpha} c_{\alpha, \beta} \binom{\alpha}{\gamma} \|y^\gamma D^\beta \phi_0\|_\infty \right)^2 |x^{(k)}|^{md+2mb+2a}$$

Since $|x^{(k)}| \rightarrow \infty$ if we choose $2n > md + 2mb + 2a$ we easily obtain a contradiction by dividing both sides by $|x^{(k)}|^{2n}$ and letting $k \rightarrow \infty$. ■

Again we have a simple consequence:

Theorem 541 *No shifted thin-plate spline weight function w (Subsubsection 9) satisfies Condition 536.*

Proof. From Subsubsection 9, $w \in C^\infty(\mathbb{R}^d \setminus \{0\})$ has property W01 w.r.t. the set $\{0\}$ and $1/w$ decreases exponentially at infinity. Thus $\psi/w \in S$ where ψ was defined in Lemma 540 i.e. $\psi \in C^\infty$, $0 \leq \psi \leq 1$, $\psi = 0$ near the origin and $\psi(x) = 1$ when $|x| \geq 1$.

It now follows from Lemma 540 that w does not satisfy Condition 536. ■

9.4.4 The space $\tilde{X}_{1/w}^0$

Given a subspace $T \subset S$ we will define the spaces $\hat{T}, \check{T}, T', (\hat{T})', (\check{T})'$ in a similar fashion to the subspaces $\hat{S}_{w,0}, \check{S}_{w,0}, S'_{w,0}, (\hat{S}_{w,0})', (\check{S}_{w,0})'$ which were based on the subspace $S_{w,0}$ and were introduced in Definition 485:

Definition 542 *The spaces \hat{T}, \check{T} and the spaces of continuous functionals $T', (\hat{T})', (\check{T})'$.*

The space T was introduced in Definition 536.

1. The spaces \hat{T} and \check{T} are defined by

$$\hat{T} = \{\hat{\phi} : \phi \in T\}, \quad \check{T} = \{\check{\phi} : \phi \in T\}.$$

\hat{T} is topologized using the seminorms which define the topology of S .

\check{T} is topologized using the seminorms which define the topology of S .

2. With these topologies the Fourier transform is now a homeomorphism from T to \check{T} and the inverse-Fourier transform is now a homeomorphism from T to \hat{T} .

448 9. The spaces $X_{1/w}^0$, $\tilde{X}_{1/w}^0$ and the bounded linear functionals on X_w^0

3. Now define T' , $(\hat{T})'$ and $(\check{T})'$ to be the spaces of continuous, linear functionals on T , \hat{T} and \check{T} respectively.

4. We define the Fourier transform on T' and inverse-Fourier transform on T' by

$$\begin{aligned} [\hat{f}, \phi] &= [f, \hat{\phi}], \quad f \in T', \quad \phi \in \check{T}, \\ [\check{f}, \phi] &= [f, \check{\phi}], \quad f \in T', \quad \phi \in \hat{T}, \end{aligned}$$

so that

$$(T')^\vee = (\hat{T})', \quad (T')^\wedge = (\check{T})'.$$

These equations imply that the Fourier transform is a homeomorphism from T' to $(\check{T})'$, and that the inverse-Fourier transform is a homeomorphism from T' to $(\hat{T})'$.

Localization:

5. Suppose $\Omega \subset \mathbb{R}^d \setminus \mathcal{A}$ is open and let $C_0^\infty(\Omega) = \{\phi \in C_0^\infty : \text{supp } \phi \subset \Omega\}$. Then by part 2 of Condition 536, $C_0^\infty(\Omega) \subset T$. We now say $u \in T'$ is a member of $L_{loc}^1(\Omega)$ if there exists $f \in L_{loc}^1(\Omega)$ such that $[u, \phi] = \int f \phi$ for all $\phi \in C_0^\infty(\Omega)$.

6. Suppose $\Omega \subset \mathbb{R}^d \setminus \mathcal{A}$ is open and A is one of the spaces T' , $(\hat{T})'$ or $(\check{T})'$.

Then if $u, v \in A$ we say that $u = v$ on Ω if $[u - v, \phi] = 0$ for all $\phi \in C_0^\infty(\Omega)$.

7. A member u of T' has support on \mathcal{A} iff $[u, \phi] = 0$ when $\phi \in C_0^\infty$ and $\text{supp } \phi \subset \mathbb{R}^d \setminus \mathcal{A}$.

Condition 536 has the following implications cf. Theorem 432:

Theorem 543 Suppose the weight function w satisfies Condition 536 for some $T \subset S$. Then:

1. $w \in L_{loc}^1(\mathbb{R}^d \setminus \mathcal{A})$.
2. $g \in L^2$ implies $\sqrt{w}g \in T' \cap L_{loc}^1(\mathbb{R}^d \setminus \mathcal{A})$.
3. $(C_0^\infty(\mathbb{R}^d \setminus \mathcal{A}))^\vee \subset \check{T} \cap X_w^0 \subset S \cap X_w^0 = \check{S}_{w,0}$.
4. If w has property W02 or W03 then $\check{T} \cap X_w^0$ is dense in X_w^0 .

Proof. Part 1 Since w is continuous on $\mathbb{R}^d \setminus \mathcal{A}$ it follows directly that $w \in L_{loc}^1(\mathbb{R}^d \setminus \mathcal{A})$.

Part 2 Examination of the proof of part 2 of Lemma 425 shows that $\sqrt{w}g \in T'$.

Further, if $K \subset \mathbb{R}^d \setminus \mathcal{A}$ is compact, w is continuous on K and $\int_K \sqrt{w}g \leq (\int_K w)^{1/2} \|g\|_2 < \infty$.

Part 3 $C_0^\infty(\mathbb{R}^d \setminus \mathcal{A}) \subset X_w^0$ because $w \in C^{(0)}(\mathbb{R}^d \setminus \mathcal{A})$ and $C_0^\infty(\mathbb{R}^d \setminus \mathcal{A}) \subset T$ by part 2 of Condition 536. Thus $(C_0^\infty(\mathbb{R}^d \setminus \mathcal{A}))^\vee \subset \check{T} \cap X_w^0$. Also, $T \subset S$ implies $\check{T} \subset S$ so $\check{T} \cap X_w^0 \subset S \cap X_w^0$. Finally $S \cap X_w^0 = \check{S}_{w,0}$ by part 1 of Definition 485.

Part 4 By part 3, $(C_0^\infty(\mathbb{R}^d \setminus \mathcal{A}))^\vee \subset \check{T} \cap X_w^0 \subset X_w^0$ and in Corollary 46 we showed that $(C_0^\infty(\mathbb{R}^d \setminus \mathcal{A}))^\vee$ is dense in X_w^0 . ■

The next result is the analogue of Theorem 501.

Theorem 544 Suppose that w has property W01 w.r.t. the set \mathcal{A} and that w and $T \subset S$ satisfy Condition 536. Then:

1. Suppose $\phi \in S_{w,0}$. Then $w\phi \in L_{loc}^1(\mathbb{R}^d \setminus \mathcal{A})$. Further, $\phi \in T$ implies $w\phi \in T'$.
2. Suppose $\phi \in S_{w,0}$. Then $w\hat{\phi} \in L_{loc}^1(\mathbb{R}^d \setminus \mathcal{A})$. Further, $\phi \in \check{T}$ implies $(w\hat{\phi})^\vee \in (\hat{T})'$.

In addition, if $\phi \in \check{T}$ then $u = (w\hat{\phi})^\vee$ satisfies

$$\int w |\hat{\phi}|^2 = \int \frac{|\hat{u}|^2}{w}.$$

Proof. Part 1 Clearly $w\phi \in L_{loc}^1(\mathbb{R}^d \setminus \mathcal{A})$ if $\phi \in S_{w,0}$. Now suppose $\phi \in T$. Clearly $w\phi \in L_{loc}^1(\mathbb{R}^d \setminus \mathcal{A})$ since $w \in L_{loc}^1(\mathbb{R}^d \setminus \mathcal{A})$. Further, if $\psi \in T$ then

$$[w\phi, \psi] = \int w\phi\psi \leq \int \sqrt{w}\phi\sqrt{w}\psi \leq \left(\int w|\phi|^2 \right)^{1/2} \left(\int w|\psi|^2 \right)^{1/2} \leq \left(\int w|\phi|^2 \right)^{1/2} |\psi|_\sigma,$$

so that $w\phi \in T'$.

Part 2 A simple consequence of part 1. ■

Definition 545 *The semi-inner product space $\tilde{X}_{1/w}^0$*

Suppose w has property W01 w.r.t. the set \mathcal{A} and satisfies Condition 536. Then we define the semi-inner product space:

$$\tilde{X}_{1/w}^0 = \left\{ u \in (\hat{T})' : u_F \in L_{loc}^1(\mathbb{R}^d \setminus \mathcal{A}) \text{ and } \int \frac{|u_F|^2}{w} < \infty \right\},$$

where u_F is the restriction of $\hat{u} \in T'$ to $\mathbb{R}^d \setminus \mathcal{A}$. Endow $\tilde{X}_{1/w}^0$ with the seminorm and semi-inner product

$$|u|_{w,0} = \left(\int \frac{|u_F|^2}{w} \right)^{1/2}, \quad \langle u, v \rangle_{w,0} = \int \frac{u_F \overline{v_F}}{w}.$$

Part 2 of Theorem 544 below will imply that $\tilde{X}_{1/w}^0$ is not empty: in fact

$$\left\{ (w\hat{\phi})^\vee : \phi \in \check{T} \right\} \equiv (wT)^\vee \subset \tilde{X}_{1/w}^0. \quad (9.118)$$

The next result is the analogue of Theorem 504.

Theorem 546 *Some properties of $\tilde{X}_{1/w}^0$*

1. $\text{null} |\cdot|_{1/w,0} = (T'_A)^\vee$ where

$$T'_A = \{u \in T' : \text{supp } u \subset \mathcal{A} \text{ as a distribution}\}. \quad (9.119)$$

2. Noting part 1 of Remark 2, $|\cdot|_{1/w,0}$ is a norm iff we can choose \mathcal{A} to be the (minimal) empty set.

If, in addition, w has property W02 or W03 for κ then:

3. If $|v(\xi)| \leq c(1 + |\xi|)^\kappa$ then $\check{v} \in \tilde{X}_{1/w}^0$.

4. $\check{T} \subset X_w^0$, $S \subset \tilde{X}_{1/w}^0$ and $(wT)^\vee \subset \tilde{X}_{1/w}^0$.

5. $u \in \tilde{X}_{1/w}^0$ implies $u_F \in T' \cap L_{loc}^1(\mathbb{R}^d \setminus \mathcal{A})$, $(u_F)^\vee \in \tilde{X}_{1/w}^0$ and $u - (u_F)^\vee \in (T'_A)^\vee$.

6. If $u \in \tilde{X}_{1/w}^0$ then $\frac{(D^\alpha u)_F}{w} \in L^1$ when $|\alpha| \leq \kappa$.

Also, $\int \frac{(D^\alpha u)_F}{w} \in (\tilde{X}_{1/w}^0)'$ and $\left\| \int \frac{(D^\alpha u)_F}{w} \right\|_{op} \leq \left(\int \frac{\xi^{2\alpha}}{w} \right)^{1/2}$.

Proof. Part 1

$$\begin{aligned}
 & \text{null } |\cdot|_{1/w,0} \\
 &= \left\{ v \in \tilde{X}_{1/w}^0 : |v|_{1/w,0} = 0 \right\} \\
 &= \left\{ v \in (\hat{T})' : \hat{v} \in T' \text{ and } \hat{v} = 0 \text{ on } \mathbb{R}^d \setminus \mathcal{A} \text{ as a distribution} \right\} \\
 &= \left\{ \check{u} : u \in T' \text{ and } u = 0 \text{ on } \mathbb{R}^d \setminus \mathcal{A} \text{ as a distribution} \right\} \\
 &= \left\{ \check{u} : u \in T' \text{ and } \text{supp } u \subset \mathcal{A} \text{ as a distribution} \right\} \\
 &= (T_{\mathcal{A}}')^{\vee}.
 \end{aligned} \tag{9.120}$$

Part 2 If \mathcal{A} is empty then 9.120 implies that $\text{null } |\cdot|_{1/w,0} = \{0\}$. If $\text{null } |\cdot|_{1/w,0} = \{0\}$ then it follows that $u \in T'$ and $u = 0$ on $\mathbb{R}^d \setminus \mathcal{A}$ implies $u = 0$ on \mathbb{R}^d . Now if \mathcal{A} is not empty and $a \in \mathcal{A}$ then $\delta(\cdot - a) \in S'$ so $\delta(\cdot - a) \in T'$ and $\delta(\cdot - a) = 0$ on $\mathbb{R}^d \setminus \mathcal{A}$. But $\delta(\cdot - a) \neq 0$ on \mathbb{R}^d which is a contradiction. Thus \mathcal{A} must be empty.

Part 3 Clearly $v \in S'$ so $\check{v} \in S'$. Also, $(\check{v})_F = v \in L_{loc}^1$ and property W02 or W03 implies $\int \frac{|(\check{v})_F|^2}{w} < \infty$.

Part 4 It was shown in part 2 of Theorem 488 that $\check{S}_{w,0} \subset X_w^0$ so $\check{T} \subset \check{S}_{w,0} \subset X_w^0$. That $S \subset \tilde{X}_{1/w}^0$ follows directly from part 2. That $(wT)^{\vee} \subset \tilde{X}_{1/w}^0$ is just 9.118.

Part 5 By definition, $u \in \tilde{X}_{1/w}^0$ implies $u \in (\hat{T})'$, $u_F \in L_{loc}^1(\mathbb{R}^d \setminus \mathcal{A})$ and $\int \frac{|u_F|^2}{w} < \infty$.

Thus $\hat{u} \in T'$. If $\phi \in \hat{T}$ then by the Cauchy-Schwartz inequality

$$\left| \int u_F \phi \right| \leq \int |u_F| |\phi| = \int \frac{|u_F|}{\sqrt{w}} \sqrt{w} |\phi| \leq |u|_{1/w,0} \left(\int w |\phi|^2 \right)^{1/2},$$

and by 9.108 $u_F \in T'$. We can now conclude that $(u_F)^{\vee} \in \hat{T}$, $((u_F)^{\vee})_F = u_F \in L_{loc}^1(\mathbb{R}^d \setminus \mathcal{A})$ and $\int \frac{|((u_F)^{\vee})_F|^2}{w} < \infty$ so that $(u_F)^{\vee} \in \tilde{X}_{1/w}^0$ and

$$|u - (u_F)^{\vee}|_{1/w,0}^2 = \int \frac{|(u - (u_F)^{\vee})_F|^2}{w} = \int \frac{|u_F - ((u_F)^{\vee})_F|^2}{w} = 0,$$

i.e. $u - (u_F)^{\vee} \in (T'_{\mathcal{A}})^{\vee}$.

Part 6 $\int \frac{|(D^{\alpha} u)_F|^2}{w} = \int \frac{|\xi^{\alpha} u_F|^2}{w} = \int \frac{|\xi^{\alpha}|^2 |u_F|^2}{\sqrt{w} \sqrt{w}} \leq \left(\int \frac{|\xi^{2\alpha}|^2}{w} \right)^{1/2} \left(\int \frac{|u_F|^2}{w} \right)^{1/2} = \left(\int \frac{|\cdot|^{2|\alpha|}}{w} \right)^{1/2} |u|_{1/w,0} < \infty. \blacksquare$

9.4.5 The operators $\tilde{\mathcal{M}}_2 : \tilde{X}_{1/w}^0 \rightarrow L^2$ and $\tilde{\mathcal{L}}_3 : L^2 \rightarrow \tilde{X}_{1/w}^0$

The next definition is the analogue of Definition 507.

Definition 547 The operator $\tilde{\mathcal{M}}_2 : \tilde{X}_{1/w}^0 \rightarrow L^2$

From the definition of $\tilde{X}_{1/w}^0$, $u \in \tilde{X}_{1/w}^0$ implies $\frac{u_F}{\sqrt{w}} \in L^2$ where u_F is the restriction of \hat{u} to $\mathbb{R}^d \setminus \mathcal{A}$. We can now define the linear mapping $\tilde{\mathcal{M}}_2 : \tilde{X}_{1/w}^0 \rightarrow L^2$ by

$$\tilde{\mathcal{M}}_2 u = \left(\frac{u_F}{\sqrt{w}} \right)^{\vee}, \quad u \in \tilde{X}_{1/w}^0.$$

The operator $\tilde{\mathcal{M}}_2$ has the following properties:

Theorem 548 *The operator $\tilde{\mathcal{M}}_2 : \tilde{X}_{1/w}^0 \rightarrow L^2$ is linear and in the seminorm sense it is isometric, 1-1 with null space $(T'_A)^\vee$.*

Also, $\tau_a \tilde{\mathcal{M}}_2 = \tilde{\mathcal{M}}_2 \tau_a$ where τ_a is the translation operator $\tau_a u = u(\cdot - a)$.

Proof. That $\tilde{\mathcal{M}}_2$ is an isometry is clear from the definition of $\tilde{X}_{1/w}^0$. Since $\tilde{\mathcal{M}}_2$ is an isometry the null space of $\tilde{\mathcal{M}}_2$ is the null space of the seminorm $|\cdot|_{1/w,0}$, namely $(T'_A)^\vee$. Finally

$$\tau_a \tilde{\mathcal{M}}_2 u = \tau_a \left(\frac{u_F}{\sqrt{w}} \right)^\vee = \left(e^{-ia\xi} \frac{u_F}{\sqrt{w}} \right)^\vee = \left(\frac{(\tau_a u)_F}{\sqrt{w}} \right)^\vee = \tilde{\mathcal{M}}_2 \tau_a u.$$

■

The next definition is the analogue of Definition 509.

Definition 549 *The operator $\tilde{\mathcal{L}}_3 : L^2 \rightarrow (\hat{T})'$*

Suppose the weight function w satisfies Condition 536. Then noting part 2 of Theorem 543 we define the linear operator $\tilde{\mathcal{L}}_3$ uniquely by

$$\tilde{\mathcal{L}}_3 g = (\sqrt{w}\hat{g})^\vee, \quad g \in L^2, \quad (9.121)$$

so that $(\sqrt{w}\hat{g})^\vee \in (T')^\vee = (\hat{T})'$.

The next result is the analogue of Theorem 510:

Theorem 550 *Properties of $\tilde{\mathcal{L}}_3$*

1. If $g \in L^2$ then $(\tilde{\mathcal{L}}_3 g)_F = \sqrt{w}\hat{g} \in L^1_{loc}(\mathbb{R}^d \setminus \mathcal{A})$.
2. $\tilde{\mathcal{L}}_3 : L^2 \rightarrow \tilde{X}_{1/w}^0$.
3. $\tilde{\mathcal{L}}_3$ is an isometry and 1-1.
4. If τ_a is the translation operator $\tau_a u = u(\cdot - a)$ then $\tau_a \tilde{\mathcal{L}}_3 = \tilde{\mathcal{L}}_3 \tau_a$.

Proof. Part 1 Suppose $g \in L^2$. From the definition of $\tilde{\mathcal{L}}_3$, $\widehat{\tilde{\mathcal{L}}_3 g} = \sqrt{w}\hat{g}$. Next observe that because $w \in C^{(0)}(\mathbb{R}^d \setminus \mathcal{A})$ and Condition 536 implies $C_0^\infty(\mathbb{R}^d \setminus \mathcal{A}) \subset T$, it follows that

$$\left[\widehat{\tilde{\mathcal{L}}_3 g}, \phi \right] = [\sqrt{w}\hat{g}, \phi], \quad \phi \in C_0^\infty(\mathbb{R}^d \setminus \mathcal{A}).$$

But by part 2 of Theorem 543, $\sqrt{w}\hat{g} \in L^1_{loc}(\mathbb{R}^d \setminus \mathcal{A})$ and so $(\tilde{\mathcal{L}}_3 g)_F = \sqrt{w}\hat{g} \in L^1_{loc}(\mathbb{R}^d \setminus \mathcal{A})$. But if $K \subset \mathbb{R}^d \setminus \mathcal{A}$ is compact, $w \in C^{(0)}(\mathbb{R}^d \setminus \mathcal{A})$ implies

$$\int_K \sqrt{w}|\hat{g}| \leq \left(\int_K w \right)^{1/2} \|g\|_2 \leq \max_K(w) \left(\int_K 1 \right) \|g\|_2.$$

Thus $\widehat{\tilde{\mathcal{L}}_3 g} \in L^1_{loc}(\mathbb{R}^d \setminus \mathcal{A})$ and $(\tilde{\mathcal{L}}_3 g)_F = \sqrt{w}\hat{g}$.

The rest of the proof is identical to that of Theorem 510. ■

The following theorem indicates how the operators $\tilde{\mathcal{L}}_3 : L^2 \rightarrow \tilde{X}_{1/w}^0$ and $\tilde{\mathcal{M}}_2 : \tilde{X}_{1/w}^0 \rightarrow L^2$ interact.

Theorem 551 *Suppose the weight function w satisfies Condition 536. Then:*

1. $\tilde{\mathcal{M}}_2 \tilde{\mathcal{L}}_3 = I$ on L^2 .
2. $\tilde{\mathcal{L}}_3 \tilde{\mathcal{M}}_2 u - u \in (T'_A)^\vee$ when $u \in X_{1/w}^0$ i.e. $\left| \tilde{\mathcal{L}}_3 \tilde{\mathcal{M}}_2 u - u \right|_{1/w,0} = 0$.
3. $\tilde{\mathcal{M}}_2 : \tilde{X}_{1/w}^0 \rightarrow L^2$ is onto.

452 9. The spaces $X_{1/w}^0$, $\tilde{X}_{1/w}^0$ and the bounded linear functionals on X_w^0

4. $\tilde{\mathcal{L}}_3 : L^2 \rightarrow \tilde{X}_{1/w}^0$ is onto in the seminorm sense.

5. $\tilde{\mathcal{M}}_2$ and $\tilde{\mathcal{L}}_3$ are adjoints.

Proof. Easy adaptation of Theorem 511. ■

Since L^2 is complete, the mappings of the previous theorem will yield the following important result:

Corollary 552 *Suppose the weight function w satisfies Condition 536. Then in general $\tilde{X}_{1/w}^0$ is a semi-Hilbert space. Indeed, $\tilde{X}_{1/w}^0$ is a Hilbert space iff \mathcal{A} is empty.*

Proof. Proof of Corollary 512 with T'_A replaced by $S'_{w,0;\mathcal{A}}$. ■

9.4.6 The operator $\tilde{\mathcal{B}}_2 : X_w^0 \otimes \tilde{X}_{1/w}^0 \rightarrow C_B^{(0)}$

We now define the analogue $\tilde{\mathcal{B}}_2$ of the bilinear operator $\tilde{\mathcal{B}}_1$ which was introduced in Definition 513:

Definition 553 *The mapping $\tilde{\mathcal{B}}_2$*

If $(u, v) \in X_w^0 \otimes \tilde{X}_{1/w}^0$ define the bilinear mapping $\tilde{\mathcal{B}}_2 : X_w^0 \otimes \tilde{X}_{1/w}^0 \rightarrow C_B^{(0)}$ by:

$$\tilde{\mathcal{B}}_2(u, v) = (\widehat{uv}_F)^\vee, \quad u \in X_w^0, v \in \tilde{X}_{1/w}^0. \quad (9.122)$$

Noting that the product of two measurable functions is a measurable function definition 9.122 makes sense since from the definitions of $\tilde{X}_{1/w}^0$ and X_w^0 , $v_F \in L^1_{loc}(\mathbb{R}^d \setminus \mathcal{A})$, $\frac{v_F}{\sqrt{w}} \in L^2$, $\widehat{u} \in L^1_{loc}$ and $\sqrt{w}\widehat{u} \in L^2$ so that $\int |\widehat{uv}_F| \leq \|u\|_{w,0} \|v\|_{1/w,0} < \infty$. Thus $\widehat{uv}_F \in L^1$ and hence $(\widehat{uv}_F)^\vee \in C_B^{(0)}$.

Theorem 554 *Properties of the operator $\tilde{\mathcal{B}}_2$*

1. $\tilde{\mathcal{B}}_2 : X_w^0 \otimes \tilde{X}_{1/w}^0 \rightarrow C_B^{(0)}$ is a continuous bilinear mapping when $C_B^{(0)}$ is endowed with the supremum norm $\|\cdot\|_\infty$. In fact

$$\|\tilde{\mathcal{B}}_2(u, v)\|_\infty \leq (2\pi)^{-\frac{d}{2}} \|u\|_{w,0} \|v\|_{1/w,0}, \quad u \in X_w^0, v \in \tilde{X}_{1/w}^0. \quad (9.123)$$

2. In the sense of distributions: if $\alpha + \beta = \gamma \geq 0$ then

$$D^\gamma \tilde{\mathcal{B}}_2(u, v) = \left(\widehat{D^\alpha u} (D^\beta v)_F \right)^\vee, \quad u \in X_w^0, v \in \tilde{X}_{1/w}^0.$$

3. The operator $\tilde{\mathcal{B}}_2$ commutes with the (distribution) translation operator $\tau_a f = f(\cdot - a)$, $a \in \mathbb{R}^d$ in the sense that

$$\tau_a \tilde{\mathcal{B}}_2(u, v) = \tilde{\mathcal{B}}_2(\tau_a u, v) = \tilde{\mathcal{B}}_2(u, \tau_a v).$$

4. We have

$$\tilde{\mathcal{B}}_2(u, v) = (\mathcal{I}u) * \tilde{\mathcal{M}}_2 v, \quad u \in X_w^0, v \in \tilde{X}_{1/w}^0,$$

where \mathcal{I} was introduced in Definition 24 and $\tilde{\mathcal{M}}_2$ in Definition 547.

Now suppose w also satisfies property W02 or W03 for parameter κ . Then:

5. $\tilde{\mathcal{B}}_2$ is a convolution in the sense of A.10: $X_w^0 \subset S'$, $S \subset \tilde{X}_{1/w}^0$ and

$$\tilde{\mathcal{B}}_2(u, v) = u * v, \quad u \in X_w^0, v \in S.$$

Further, $\tilde{\mathcal{B}}_2(u, v) \in C_B^\infty$ and $D^\gamma \tilde{\mathcal{B}}_2(u, v) = D^\alpha u * D^\beta v$ for all $\gamma = \alpha + \beta$.

Proof. Identical to the proof of Theorem 514. ■

Part 5 of the last theorem shows how $\tilde{\mathcal{B}}_2$ can be regarded as a convolution by restricting the domain of the second variable to S .

The next result considers the important case where the first argument of $\tilde{\mathcal{B}}_2$ is the basis function.

Corollary 555 *Properties of $\tilde{\mathcal{B}}_2(G, \cdot)$. Suppose w has property W02 or W03 for κ and G is the basis function. Then if $v, v' \in X_{1/w}^0$:*

1. $D^\gamma G \in X_w^0$ when $|\gamma| \leq \kappa$ and

$$D^\gamma \tilde{\mathcal{B}}_2(G, v) = \tilde{\mathcal{B}}_2(D^\gamma G, v), \quad |\gamma| \leq \kappa.$$
2. $\tilde{\mathcal{B}}_2(G, v) \in X_w^0$ and $\left\| \tilde{\mathcal{B}}_2(G, v) \right\|_{w,0} = |v|_{1/w,0}$.
3. $\tilde{\mathcal{B}}_2(G, \phi) = G * \phi$ when $\phi \in S$.
4. $\int F \tilde{\mathcal{B}}_2(\tilde{\mathcal{B}}_2(G, v), \bar{v}') = \langle v, v'_* \rangle_{1/w,0}$, where F is the Fourier transform and $v'_*(x) = v'(-x)$.

Proof. Proof identical to the proof of Corollary 515. ■

Our extension of the convolution Definition 486 is:

Definition 556 *The convolution $\overset{\vee}{T} * (\overset{\vee}{T})' \rightarrow (\overset{\vee}{T})'$*

Suppose $T \subset S$. If $f \in (\overset{\vee}{T})'$ and $\phi \in \overset{\vee}{T}$ then $\hat{f} = T'$ and $\hat{\phi} \in S$ so that $\hat{\phi}\hat{f} \in T'$ and $(\hat{\phi}\hat{f})^\vee \in (\overset{\vee}{T})'$. Now by analogy with 9.81 we define

$$\phi * f = (\hat{\phi}\hat{f})^\vee, \quad \phi \in \overset{\vee}{T}, f \in (\overset{\vee}{T})'. \quad (9.124)$$

The next convolution result is the analogue of Lemma 487.

Lemma 557 *The convolution of Definition 556 can be written:*

$$\phi * f = (\hat{\phi}\hat{f})^\vee = (2\pi)^{-\frac{d}{2}} [f_y, \phi(\cdot - y)], \quad \phi \in \overset{\vee}{T}, f \in (\overset{\vee}{T})'.$$

Proof. Replace $S_{w,0}$ by T in the proof of Lemma 487. ■

This convolution result for $\tilde{\mathcal{B}}_2$ is the analogue of part 3 of Theorem 488.

Theorem 558 *Suppose the weight function w has property W01 w.r.t. the set \mathcal{A} and w satisfies Condition 536. Then if $\phi \in \overset{\vee}{T} \subset X_w^0$ and $v \in \tilde{X}_{1/w}^0 \subset (\overset{\vee}{T})'$:*

$$\tilde{\mathcal{B}}_2(\phi, v) = \phi * v_F^\vee = (2\pi)^{-\frac{d}{2}} \left[\left(v_F^\vee \right)_y, \phi(\cdot - y) \right],$$

where the convolution is that of Definition 556.

Proof. From 9.122, $\tilde{\mathcal{B}}_2(\phi, v) = (\hat{\phi}v_F)^\vee = (\hat{\phi}\hat{v}_F)^\vee$ and by part 5 of Theorem 546, $v_F^\vee \in (\overset{\vee}{T})'$ so that Lemma 557 implies, $\tilde{\mathcal{B}}_2(\phi, v) = \phi * v_F^\vee = (2\pi)^{-d/2} \left[\left(v_F^\vee \right)_y, \phi(\cdot - y) \right]$. ■

9.4.7 The operators $\tilde{\mathcal{V}}_2 : \tilde{X}_{1/w}^0 \rightarrow X_w^0$, $\tilde{\mathcal{W}}_2 : X_w^0 \rightarrow \tilde{X}_{1/w}^0$ and $\tilde{\mathcal{F}}_2 : \tilde{X}_{1/w}^0 \rightarrow (X_w^0)'$

In an analogous fashion to the operator $\tilde{\mathcal{V}}_1$ of Definition 517 we define the operator $\tilde{\mathcal{V}}_2$ in terms of the operators \mathcal{J} and $\tilde{\mathcal{M}}_2$ by:

Definition 559 *The operator $\tilde{\mathcal{V}}_2 : \tilde{X}_{1/w}^0 \rightarrow X_w^0$*

The operator $\mathcal{J} : L^2 \rightarrow X_w^0$ was introduced in Definition 24 and studied in Theorem 25.

Suppose the weight function w has property W02 or W03. These conditions ensure that both $\tilde{\mathcal{M}}_2$ and \mathcal{J} are defined.

Define the operator $\tilde{\mathcal{V}}_2$ by $\tilde{\mathcal{V}}_2 = \mathcal{J}\tilde{\mathcal{M}}_2$ where $\tilde{\mathcal{M}}_2 : \tilde{X}_{1/w}^0 \rightarrow L^2$.

The operator $\tilde{\mathcal{V}}_2$ can be expressed in terms of the operator $\tilde{\mathcal{B}}_2$ and the basis function as follows:

Theorem 560 *Suppose the weight function w has property W02 or W03 and that G is the corresponding basis function. Then*

$$\tilde{\mathcal{V}}_2 v = \left(\frac{v_F}{w}\right)^\vee = \tilde{\mathcal{B}}_2(G, v), \quad v \in \tilde{X}_{1/w}^0, \quad (9.125)$$

and

$$\tilde{\mathcal{V}}_2 \phi = G * \phi, \quad \phi \in S,$$

and $\tilde{\mathcal{V}}_2 : S \rightarrow G * S$ is one-to-one and onto.

Proof. By Definition 24, $\widehat{\mathcal{J}}g = \frac{\hat{g}}{\sqrt{w}} \in L_{loc}^1$ for $g \in L^2$.

By Definition 547, $\widehat{\mathcal{M}}_2 v = \frac{v_F}{\sqrt{w}} \in L^2$ for $v \in \tilde{X}_{1/w}^0$. Thus

$$\widehat{\tilde{\mathcal{V}}_2 v} = \widehat{\mathcal{J}\widehat{\mathcal{M}}_2 v} = \frac{\widehat{\mathcal{M}}_2 v}{\sqrt{w}} = \frac{v_F}{w} = \left(\tilde{\mathcal{B}}_2(G, v)\right)^\wedge,$$

and so $\tilde{\mathcal{V}}_2 v = \tilde{\mathcal{B}}_2(G, v)$. The second equation of this theorem follows from part 3 of Corollary 555.

Clearly $\tilde{\mathcal{V}}_2$ is onto. Since $\tilde{\mathcal{V}}_2$ is isometric $\tilde{\mathcal{V}}_2 \phi = 0$ implies $\|\tilde{\mathcal{V}}_2 \phi\|_{w,0} = |\phi|_{1/w,0} = \left(\int \frac{|\phi_F|^2}{w}\right)^{1/2} = 0$, where ϕ_F is the restriction of $\hat{\phi}$ to $\mathbb{R}^d \setminus \mathcal{A}$ where \mathcal{A} is a closed set of measure zero. But $\hat{\phi} \in S$ and so $\phi = 0$. ■

Definition 561 *The operator $\tilde{\mathcal{W}}_2 = \tilde{\mathcal{L}}_3 \mathcal{I}$*

The next theorem relates the properties of the operators $\tilde{\mathcal{V}}_2$ and $\tilde{\mathcal{W}}_2$, and for which we will require the properties of the operators \mathcal{I} and \mathcal{J} given in Theorem 25. The next result is the analogue of Theorem 520.

Theorem 562 *Suppose the weight function w has property W02 or W03 and satisfies Condition 536. Then in the seminorm sense the operators $\tilde{\mathcal{V}}_2$ and $\tilde{\mathcal{W}}_2$ have the following properties:*

1. $\tilde{\mathcal{V}}_2 : \tilde{X}_{1/w}^0 \rightarrow X_w^0$ is a unique, linear isometry.
2. $\tilde{\mathcal{W}}_2 : X_w^0 \rightarrow \tilde{X}_{1/w}^0$ is a class of linear isometries.
3. $\tilde{\mathcal{V}}_2$ and $\tilde{\mathcal{W}}_2$ are inverses.
4. $\tilde{\mathcal{V}}_2$ and $\tilde{\mathcal{W}}_2$ are onto.
5. $\tilde{\mathcal{V}}_2$ and $\tilde{\mathcal{W}}_2$ are 1-1.
6. $\tilde{\mathcal{V}}_2$ and $\tilde{\mathcal{W}}_2$ are adjoints.
7. If $f \in X_w^0$ then $\tilde{\mathcal{W}}_2 f = \left(w\hat{f}\right)^\vee$.
8. $\tilde{\mathcal{V}}_2$ and $\tilde{\mathcal{W}}_2$ are isometric isomorphisms, inverses and adjoints.

Proof. The proof is identical to that of Theorem 520 except that $S_{w,0;\mathcal{A}}$ is replaced by T . ■

Next we prove that S is dense in $\tilde{X}_{1/w}^0$. This result is the analogue of Corollary 522.

Corollary 563 *Suppose the weight function w has property W02 or W03 and satisfies Condition 536.*

Then S is dense in $\tilde{X}_{1/w}^0$ under $|\cdot|_{1/w,0}$.

Proof. Proof identical to Corollary 522. ■

The next theorem is an analogue of Corollary 521.

Corollary 564 *Suppose the weight function w has property W02 or W03 w.r.t. the set \mathcal{A} , and that w satisfies Condition 536 w.r.t. \mathcal{A} and the subspace $T \subset S$.*

Then the mapping $\left(w\hat{\phi}\right)^\vee$ is an isometry from $X_w^0 \cap T \subset X_w^0$ to $(wT)^\vee \subset \tilde{X}_{1/w}^0$ which can be extended uniquely to the isometric isomorphism $\tilde{\mathcal{W}}_2$.

Finally, $(wT)^\vee$ is dense in $\tilde{X}_{1/w}^0$.

Proof. The isometric property is a consequence of Theorem 544.

Now by part 4 of Theorem 543, $X_w^0 \cap \tilde{T}^\vee$ is dense in X_w^0 so $(w\hat{\phi})^\vee$ can be extended uniquely to X_w^0 .

From part 7 of Theorem 562 we have $\tilde{W}_2 f = (w\hat{f})^\vee$ when $f \in X_w^0$ so the extension of $(w\hat{\phi})^\vee$ must coincide with \tilde{W}_2 which was shown to be an isometric isomorphism in Theorem 562.

That $(wT)^\vee$ is dense in $\tilde{X}_{1/w}^0$ is a straightforward consequence of the fact that \tilde{W}_2 maps X_w^0 onto $\tilde{X}_{1/w}^0$. ■

In the following analogue of Theorem 523 the operator \tilde{V}_2 will now be used to characterize the bounded linear functionals on X_w^0 , denoted $(X_w^0)'$, as the members of $\tilde{X}_{1/w}^0$:

Theorem 565 *The operator $\tilde{\Phi}_2$. Suppose the weight function w has property W02 or W03 and satisfies Condition 536. Denote by $(\tilde{X}_{1/w}^0)'$ the space of bounded linear functionals on $\tilde{X}_{1/w}^0$. Then the equation*

$$(\tilde{\Phi}_2 v)(u) = (u, \tilde{V}_2 v)_{w,0}, \quad u \in X_w^0, v \in \tilde{X}_{1/w}^0, \tag{9.126}$$

defines a linear operator $\tilde{\Phi}_2 : \tilde{X}_{1/w}^0 \rightarrow (X_w^0)'$ which is an isometric isomorphism in the seminorm sense.

Proof. This proof is "identical" to that of Theorem 523 and so will be omitted. ■

In an analogous fashion to the negative order Sobolev spaces a bilinear form can be used to characterize the bounded linear functionals on X_w^0 :

Theorem 566 *If $u \in X_w^0$ and $v \in \tilde{X}_{1/w}^0$ then $\tilde{\Phi}_2$ can be expressed directly in terms of the bilinear form $\int \widehat{uv}_F$ as*

$$(\tilde{\Phi}_2 v)(u) = \int \widehat{uv}_F, \quad u \in X_w^0, v \in \tilde{X}_{1/w}^0.$$

Proof. A direct consequence of 9.126 and 9.125. ■

9.5 A further generalization of $\tilde{X}_{1/w}^0$

9.5.1 Introduction

We now consider the problem of characterizing the bounded linear functionals on X_w^0 for the weight functions which do not have property 9.14, do not belong to $W_{S;0}$ and do not satisfy Condition 536.

It was shown in Theorem 430 that the Gaussian and the shifted thin-plate spline weight functions do not have property 9.14, in Subsection 9.3.6 it was shown that they do not belong to $W_{S;0}$ (9.19) and in Subsection 9.4.3 it was shown that they do not satisfy Condition 536. Thus the results of Sections 9.2, 9.3 and 9.4 are not applicable.

To handle these cases we will adapt definition 9.92 of $\tilde{X}_{1/w}^0$ i.e. that

$$\tilde{X}_{1/w}^0 = \left\{ u \in (\widehat{S}_{w,0})' : u_F \in L_{loc}^1(\mathbb{R}^d \setminus \mathcal{A}) \text{ and } \int \frac{|u_F|^2}{w} < \infty \right\},$$

where $u_F = \widehat{u}$ restricted to $\mathbb{R}^d \setminus \mathcal{A}$. Here $(\widehat{S}_{w,0})'$ denotes the continuous linear functionals on the space $\widehat{S}_{w,0}$ which consists of the Fourier transforms of functions in $S_{w,0}$. The spaces $S_{w,0}$ and $\widehat{S}_{w,0}$ were introduced in Definition 433. However, **in this section $S_{w,0}$ will be considered not as a subspace of S but as a topological vector space in itself** and will be endowed with the topology using the S seminorms and the norm $\int w|\phi|^2$. **We will still call the modified data space $\tilde{X}_{1/w}^0$ and define it using same definition as 9.92.** We will prove analogues of the results of Section 9.3.

The space $\tilde{S}_{w,0}$ will be endowed with the topology that makes the inverse-Fourier transform to $S_{w,0}$ a homeomorphism. Following the approach used in Section 9.3 the mappings $\tilde{\mathcal{L}}_4 : L^2 \rightarrow (\widehat{S}_{w,0})'$ and $\tilde{\mathcal{M}}_4 : \tilde{X}_{1/w}^0 \rightarrow L^2$ will be introduced, followed by the operators $\tilde{\mathcal{B}}_3 : X_w^0 \otimes \tilde{X}_{1/w}^0 \rightarrow C_B^{(0)}$, $\tilde{\mathcal{V}}_3 : \tilde{X}_{1/w}^0 \rightarrow X_w^0$, $\tilde{\mathcal{W}}_3 : X_w^0 \rightarrow \tilde{X}_{1/w}^0$ and $\tilde{\Phi}_3 : \tilde{X}_{1/w}^0 \rightarrow (X_w^0)'$ the last operator being used to characterize the bounded linear functionals on X_w^0 as members of $\tilde{X}_{1/w}^0$ w.r.t. to the bilinear form $\int \widehat{uv}_F$ where $u \in X_w^0$ and $v \in \tilde{X}_{1/w}^0$.

Although we **do not** do so here, analogues of the extension and restriction mappings between $\tilde{X}_{1/w}^0$ and $X_{1/w}^0$ of Subsection 9.3.4 can be easily proved as can analogues of the Fourier-independent spaces $\tilde{Y}_{1/w}^0$ and Y_w^0 of Subsection 9.3.5.

There is also the possibility of generalizing the space $\tilde{X}_{1/w}^0$ of Section 9.4 but we **do not** do so here.

9.5.2 The space $\tilde{X}_{1/w}^0$

Definition 567 The spaces of functionals $S'_{w,0}, (\hat{S}_{w,0})', (\check{S}_{w,0})'$.

1. The linear subspace $S_{w,0} \subset S$ was introduced in Definition 433 where it had the subspace topology induced by S . Now we will topologize $S_{w,0}$ by means of the norm $(\int w |\phi|^2)^{1/2}$ used to define $S_{w,0}$ as well as the countable set of seminorms used to topologize S (Definition 681). Thus $f \in S'_{w,0}$ iff $[f, \phi]$ is bounded by a positive, linear combination of the norm $(\int w |\phi|^2)^{1/2}$ and the seminorms which define the topology on S .

2. $\hat{S}_{w,0}$ is topologized using the seminorms which define the topology of S and the norm $(\int w |\hat{\phi}|^2)^{1/2} = \|\hat{\phi}\|_{w,0}$.

$\check{S}_{w,0}$ is topologized using the seminorms which define the topology of S and the norm $(\int w |\check{\phi}|^2)^{1/2} = \|\check{\phi}\|_{w,0}$.

3. With these topologies the Fourier transform is now a homeomorphism from $S_{w,0}$ to $\check{S}_{w,0}$ and the inverse-Fourier transform is now a homeomorphism from $S_{w,0}$ to $\hat{S}_{w,0}$. ?? **MORE DETAIL?** See Definitions 485 and 542 ??

4. Now define $S'_{w,0}, (\hat{S}_{w,0})'$ and $(\check{S}_{w,0})'$ to be the spaces of continuous, linear functionals on $S_{w,0}, \hat{S}_{w,0}$ and $\check{S}_{w,0}$ respectively.

We now define $\tilde{X}_{1/w}^0$ using the same definition as 9.92:

Definition 568 The semi-inner product space $\tilde{X}_{1/w}^0$

Suppose the weight function w satisfies property W01 and that $S_{w,0}$ is endowed with the topology of part 1 of Definition 567. Then

$$\tilde{X}_{1/w}^0 = \left\{ u \in (\hat{S}_{w,0})' : u_F \in L^1_{loc}(\mathbb{R}^d \setminus \mathcal{A}) \text{ and } \int \frac{|u_F|^2}{w} < \infty \right\}, \tag{9.127}$$

where $u_F = \hat{u}$ on $\mathbb{R}^d \setminus \mathcal{A}$. Note that from part 3 of Theorem 475, $u \in (\hat{S}_{w,0})' = (S'_{w,0})^\vee$ implies $\hat{u} \in S'_{w,0}$ and so by part 6 of Definition 567, $\hat{u} \in L^1_{loc}(\mathbb{R}^d \setminus \mathcal{A})$ means there exists $f \in L^1_{loc}(\mathbb{R}^d \setminus \mathcal{A})$ such that $[\hat{u}, \phi] = \int f \phi$ for all $\phi \in C^\infty_0(\mathbb{R}^d \setminus \mathcal{A})$.

Lemma 570 below shows that $\tilde{X}_{1/w}^0$ is not empty.

We endow $\tilde{X}_{1/w}^0$ with the semi-inner product and seminorm

$$\langle u, v \rangle_{1/w,0} = \int \frac{u_F \overline{v_F}}{w}, \quad |u|_{1/w,0} = \left(\int \frac{|u_F|^2}{w} \right)^{1/2}.$$

Regarding part 8 of Definition 567, Lemma 570 below shows that

$$\text{null } |\cdot|_{1/w,0} = (S'_{w,0;\mathcal{A}})^\vee,$$

where we have defined $S'_{w,0;\mathcal{A}}$ by

$$S'_{w,0;\mathcal{A}} = \{v \in S'_{w,0} : \text{supp } v \subset \mathcal{A} \text{ as a distribution}\}. \quad (9.128)$$

Lemma 569 Let \mathcal{A} be the weight function set used in the Definition 411 of the space $X_{1/w}^0$. Suppose

$$C_0^{(0)}(\mathbb{R}^d \setminus \mathcal{A}) = \left\{ \psi \in C_0^{(0)} : \text{supp } \psi \subset \mathbb{R}^d \setminus \mathcal{A} \right\}.$$

Then $C_0^{(0)}(\mathbb{R}^d \setminus \mathcal{A}) \subset S'_{w,0} \cap L_{loc}^1(\mathbb{R}^d \setminus \mathcal{A})$ and $\int \frac{|u|^2}{w} < \infty$ when $u \in C_0^{(0)}(\mathbb{R}^d \setminus \mathcal{A})$.

Proof. Since \mathcal{A} is a closed set, $C_0^{(0)}(\mathbb{R}^d \setminus \mathcal{A}) \subset L_{loc}^1(\mathbb{R}^d \setminus \mathcal{A})$. If $u \in C_0^{(0)}(\mathbb{R}^d \setminus \mathcal{A})$ and $\psi \in S_{w,0}$ then

$$\begin{aligned} \left| \int u\psi \right| &\leq \int \frac{|u|}{\sqrt{w}} \sqrt{w} |\psi| \leq \left(\int \frac{|u|^2}{w} \right)^{1/2} \left(\int w |\psi|^2 \right)^{1/2} \\ &\leq \frac{1}{\min_{\text{supp } u} \sqrt{w}} \left(\int |u|^2 \right)^{1/2} \left(\int w |\psi|^2 \right)^{1/2} \\ &< \infty, \end{aligned}$$

since w is continuous and positive outside \mathcal{A} . Thus $u \in S'_{w,0}$ by virtue of the topology we endowed $S_{w,0}$ with in part 1 of Definition 567.

It is also clear that $C_0^{(0)}(\mathbb{R}^d \setminus \mathcal{A}) \subset L_{loc}^1(\mathbb{R}^d \setminus \mathcal{A})$ in the sense of part 6 of Definition 567. ■

Lemma 570 Suppose the weight function w has property W01 for the set \mathcal{A} and that $S_{w,0}$ is endowed with the topology of part 1 of Definition 567. Then:

1. $\tilde{X}_{1/w}^0$ is not empty. Indeed, $(C_0^\infty(\mathbb{R}^d \setminus \mathcal{A}))^\vee \subset \tilde{X}_{1/w}^0$.
2. The seminorm $|\cdot|_{1/w,0}$ has null space $(S'_{w,0;\mathcal{A}})^\vee$ (given by 9.128), and $\tilde{X}_{1/w}^0$ is an inner product space iff \mathcal{A} is empty.
3. If τ_a is the translation operator $u \rightarrow u(\cdot - a)$ then $\tau_a : \tilde{X}_{1/w}^0 \rightarrow \tilde{X}_{1/w}^0$ is an isometry and $u \in \tilde{X}_{1/w}^0$ implies $(\tau_a u)_F = e^{-ia\xi} u_F \in L_{loc}^1(\mathbb{R}^d \setminus \mathcal{A})$.

Now suppose w also has property W02 or W03 for parameter κ . Then:

4. If $|v(\xi)| \leq c(1 + |\xi|)^\kappa$ for some constant c , then $\hat{v} \in \tilde{X}_{1/w}^0 \cap S'$.
5. $S \subset \tilde{X}_{1/w}^0$.
6. If $u \in \tilde{X}_{1/w}^0$ then $\frac{\xi^\alpha u_F}{w} \in L^1$ when $|\alpha| \leq \kappa$.

Proof. Part 1 Suppose $u \in (C_0^\infty(\mathbb{R}^d \setminus \mathcal{A}))^\vee$. Then by Lemma 569, $\hat{u} \in S'_{w,0}$ so that $u \in (\hat{S}_{w,0})'$ and $u_F = \hat{u}|_{\mathbb{R}^d \setminus \mathcal{A}} \in L_{loc}^1(\mathbb{R}^d \setminus \mathcal{A})$. Finally, $\int \frac{|u_F|^2}{w} < \infty$ by Lemma 569.

Part 2 Suppose $|v|_{1/w,0}^2 = \int \frac{|v_F|^2}{w} = 0$. Then $v_F = 0$ a.e. on $\mathbb{R}^d \setminus \mathcal{A}$ and so $\hat{v} \in S'_{w,0}$ and $\text{supp } \hat{v} \subset \mathcal{A}$ i.e. $\hat{v} \in \tilde{S}'_{w,0;\mathcal{A}}$. The argument is easily reversible.

Part 3 Suppose $u \in \tilde{X}_{1/w}^0$ and $\phi \in C_0^\infty(\mathbb{R}^d \setminus \mathcal{A})$. Then $u \in (\hat{S}_{w,0})' = (S'_{w,0})^\vee$ and $u_F \in L_{loc}^1(\mathbb{R}^d \setminus \mathcal{A})$ means there exists $f \in L_{loc}^1(\mathbb{R}^d \setminus \mathcal{A})$ such that $[u_F, \psi] = \int f\psi$ for all $\psi \in C_0^\infty(\mathbb{R}^d \setminus \mathcal{A})$.

Thus

$$\begin{aligned} [(\tau_a u)_F, \phi] &= [\widehat{\tau_a u}, \phi] = [\tau_a u, \hat{\phi}] = [u, \tau_{-a} \hat{\phi}] = [u, \widehat{e^{ia\xi} \phi}] \\ &= [\hat{u}, e^{ia\xi} \phi] = \int e^{ia\xi} f \phi = [e^{ia\xi} u_F, \phi], \end{aligned}$$

so that $(\tau_a u)_F = e^{ia\xi} u_F$ on $\mathbb{R}^d \setminus \mathcal{A}$. Thus

$$|\tau_a u|_{1/w,0} = \int \frac{|(\tau_a u)_F|^2}{w} = \int \frac{|u_F|^2}{w} = |u|_{1/w,0}.$$

Part 4 Now $\tilde{X}_{1/w}^0 = \left\{ u \in (\hat{S}_{w,0})' : u_F \in L_{loc}^1(\mathbb{R}^d \setminus \mathcal{A}) \text{ and } \int \frac{|u_F|^2}{w} < \infty \right\}$.

Set $u = \check{v}$. Then $u \in S'$ and $\hat{u} = v \in L_{loc}^1$ so that $u_F \in L_{loc}^1(\mathbb{R}^d \setminus \mathcal{A})$. If $\phi \in \hat{S}_{w,0}$ then

$$[u, \phi] = \left[\hat{u}, \check{\phi} \right] = \int v \check{\phi} = \int \frac{v}{\sqrt{w}} \sqrt{w} \check{\phi},$$

so that

$$|[u, \phi]| \leq \left(\int \frac{|v|^2}{w} \right)^{1/2} \left(\int w |\check{\phi}|^2 \right)^{1/2} \leq c \left(\int \frac{(1+|\cdot|)^{2\kappa}}{w} \right)^{1/2} \left(\int w |\check{\phi}|^2 \right)^{1/2}.$$

Thus $\left| \left[\hat{u}, \check{\phi} \right] \right| \leq c' \left(\int w |\check{\phi}|^2 \right)^{1/2}$ when $\check{\phi} \in S_{w,0}$ and part 5 of Definition 567 means that $\hat{u} \in (S_{w,0})'$ i.e. $u \in (\hat{S}_{w,0})'$.

Part 5 Follows directly from part 4.

Part 6 If $u \in \tilde{X}_{1/w}^0$ then from part 1, $\int \frac{|u_F|^2}{w} < \infty$ and thus

$$\int \frac{\xi^\alpha u_F}{w} = \int \frac{\xi^\alpha}{\sqrt{w}} \frac{u_F}{\sqrt{w}} \leq \left(\int \frac{\xi^{2\alpha}}{w} \right)^{1/2} \left(\int \frac{|u_F|^2}{w} \right)^{1/2} < \infty.$$

■

9.5.3 The operators $\tilde{\mathcal{L}}_4 : L^2 \rightarrow (\hat{S}_{w,0})'$ and $\tilde{\mathcal{M}}_4 : \tilde{X}_{1/w}^0 \rightarrow L^2$

The operators \mathcal{L}_1 (Definition 426 assuming property 9.14) and \mathcal{L}_2 (Definition 436 assuming $w \in S_2^\dagger$) were constructed so that they mapped $L^2 \rightarrow S'$ and then were shown to map $L^2 \rightarrow X_{1/w}^0$. So noting the definition of $\tilde{X}_{1/w}^0$ (equation 9.127) we will define the operator $\tilde{\mathcal{L}}_4 : L^2 \rightarrow (\hat{S}_{w,0})'$ and then show that $\tilde{\mathcal{L}}_4 : L^2 \rightarrow \tilde{X}_{1/w}^0$ is an isomorphism.

Definition 571 *The linear operator $\tilde{\mathcal{L}}_4 : L^2 \rightarrow (\hat{S}_{w,0})'$.*

Suppose that $S_{w,0}$ is endowed with the topology of part of Definition 567. To be consistent with previous definitions of the mappings \mathcal{L}_1 (Definition 426) and \mathcal{L}_2 (Definition 436) for $g \in L^2$ we try $\tilde{\mathcal{L}}_4 g = (\sqrt{w} \hat{g})^\vee$ and we want $\tilde{\mathcal{L}}_4 g \in (\hat{S}_{w,0})'$. So suppose $\phi \in S_{w,0}$. Then

$$\left| \int \sqrt{w} \hat{g} \phi \right| \leq \int |\hat{g}| (\sqrt{w} |\phi|) \leq \|g\|_2 \left(\int w |\phi|^2 \right)^{1/2},$$

and the topology of $S_{w,0}$ ensures that $\sqrt{w} \hat{g} \in S'_{w,0}$ and hence that $(\sqrt{w} \hat{g})^\vee \in (\hat{S}_{w,0})'$.

So we define $\tilde{\mathcal{L}}_4$ by

$$\tilde{\mathcal{L}}_4 g = (\sqrt{w} \hat{g})^\vee, \quad g \in L^2. \tag{9.129}$$

We now prove some properties of $\tilde{\mathcal{L}}_4$ which relate to the space $\tilde{X}_{1/w}^0$.

Theorem 572 Properties of $\tilde{\mathcal{L}}_4$

1. If $g \in L^2$ then $(\tilde{\mathcal{L}}_4 g)_F = \sqrt{w}\hat{g}$ on $\mathbb{R}^d \setminus \mathcal{A}$.
2. $\tilde{\mathcal{L}}_4 : L^2 \rightarrow \tilde{X}_{1/w}^0$ is a linear isometry.
3. $\tau_a \tilde{\mathcal{L}}_4 = \tilde{\mathcal{L}}_4 \tau_a$, where τ_a is the translation operator $\tau_a u = u(\cdot - a)$.

Proof. Part 1 From the definition of $\tilde{\mathcal{L}}_4$, $(\tilde{\mathcal{L}}_4 g)^\wedge = \sqrt{w}\hat{g} \in S'_{w,0}$. Next observe that because $w \in C^{(0)}(\mathbb{R}^d \setminus \mathcal{A})$ we have $C_0^\infty(\mathbb{R}^d \setminus \mathcal{A}) \subset S_{w,0}$ and hence that

$$\left[(\tilde{\mathcal{L}}_4 g)^\wedge, \phi \right] = [\sqrt{w}\hat{g}, \phi], \quad \phi \in C_0^\infty(\mathbb{R}^d \setminus \mathcal{A}).$$

If we can show $\sqrt{w}g \in L^1_{loc}(\mathbb{R}^d \setminus \mathcal{A})$ it follows that $(\tilde{\mathcal{L}}_4 g)^\wedge \in L^1_{loc}(\mathbb{R}^d \setminus \mathcal{A})$. Indeed, if $K \subset \mathbb{R}^d \setminus \mathcal{A}$ is compact, $w \in C^{(0)}(\mathbb{R}^d \setminus \mathcal{A})$ implies

$$\int_K \sqrt{w}|g| \leq \left(\int_K w \right)^{1/2} \|g\|_2 \leq \max_K(w) \left(\int_K 1 \right) \|g\|_2.$$

Thus $(\tilde{\mathcal{L}}_4 g)^\wedge \in L^1_{loc}(\mathbb{R}^d \setminus \mathcal{A})$ and $(\tilde{\mathcal{L}}_4 g)_F = \sqrt{w}g$ a.e.

Part 2 $\left| \tilde{\mathcal{L}}_4 g \right|_{1/w,0} = \left(\int \frac{|\tilde{\mathcal{L}}_4 g|_F^2}{w} \right)^{1/2} = \|g\|_2.$

Part 3 $\tau_a \tilde{\mathcal{L}}_4 u = \tau_a (\sqrt{w}\hat{g})^\vee = (e^{-ia\xi} \sqrt{w}\hat{g})^\vee = (\sqrt{w}\tau_a \hat{g})^\vee = \tilde{\mathcal{L}}_4 \tau_a u. \blacksquare$

Our definition of the operator $\tilde{\mathcal{M}}_4 : \tilde{X}_{1/w}^0 \rightarrow L^2$ will formally be the same as that of $\tilde{\mathcal{M}}_1$ in Definition 507.

Definition 573 The operator $\tilde{\mathcal{M}}_4 : \tilde{X}_{1/w}^0 \rightarrow L^2$

Suppose the weight function w has property W01 and that $S_{w,0}$ is endowed with the topology of part of Definition 567.

From the definition of $\tilde{X}_{1/w}^0$, $u \in \tilde{X}_{1/w}^0$, $u_F \in L^1_{loc}(\mathbb{R}^d \setminus \mathcal{A})$ and $\frac{u_F}{\sqrt{w}} \in L^2$. We can now define the linear mapping $\tilde{\mathcal{M}}_4 : \tilde{X}_{1/w}^0 \rightarrow L^2$ by

$$\tilde{\mathcal{M}}_4 u = \left(\frac{u_F}{\sqrt{w}} \right)^\vee, \quad u \in \tilde{X}_{1/w}^0.$$

$\tilde{\mathcal{M}}_4$ has the following properties:

Theorem 574 Properties of $\tilde{\mathcal{M}}_4$. The operator $\tilde{\mathcal{M}}_4 : \tilde{X}_{1/w}^0 \rightarrow L^2$ is linear and isometric with null space $(S'_{w,0;\mathcal{A}})^\vee$.

Further, the translation operator τ_a commutes with $\tilde{\mathcal{M}}_4$ i.e. $\tau_a \tilde{\mathcal{M}}_4 = \tilde{\mathcal{M}}_4 \tau_a$ on $\tilde{X}_{1/w}^0$.

Proof. That $\tilde{\mathcal{M}}_4$ is an isometry is clear from the definition of $\tilde{X}_{1/w}^0$. Since $\tilde{\mathcal{M}}_4$ is an isometry the null space of $\tilde{\mathcal{M}}_4$ is the null space of the seminorm $|\cdot|_{1/w,0}$, namely $(S'_{w,0;\mathcal{A}})^\vee$.

Now suppose $u \in \tilde{X}_{1/w}^0$. Then from part 3 of Lemma 570

$$\tau_a \tilde{\mathcal{M}}_4 u = \tau_a \left(\frac{u_F}{\sqrt{w}} \right)^\vee = \left(e^{-ia\xi} \frac{u_F}{\sqrt{w}} \right)^\vee = \left(\frac{(\tau_a u)_F}{\sqrt{w}} \right)^\vee = \tilde{\mathcal{M}}_4 \tau_a u.$$

\blacksquare
The next theorem indicates how the operators $\tilde{\mathcal{L}}_4$ and $\tilde{\mathcal{M}}_4$ interact.

Theorem 575 Interaction of $\tilde{\mathcal{L}}_4$ and $\tilde{\mathcal{M}}_4$. Suppose the weight function w has the properties assumed in Definition 436. Then the operators $\tilde{\mathcal{L}}_4 : L^2 \rightarrow \tilde{X}_{1/w}^0$ and $\tilde{\mathcal{M}}_4 : \tilde{X}_{1/w}^0 \rightarrow L^2$ satisfy:

460 9. The spaces $X_{1/w}^0$, $\tilde{X}_{1/w}^0$ and the bounded linear functionals on X_w^0

1. $\tilde{\mathcal{M}}_4 \tilde{\mathcal{L}}_4 = I$ on L^2 and $\tilde{\mathcal{L}}_4 \tilde{\mathcal{M}}_4 u - u \in (S'_{w,0;\mathcal{A}})^\vee$ when $u \in \tilde{X}_{1/w}^0$.

Thus $\tilde{\mathcal{M}}_4$ and $\tilde{\mathcal{L}}_4$ are inverses in the seminorm sense.

2. $\tilde{\mathcal{L}}_4$ is 1-1. $\tilde{\mathcal{L}}_4$ is also onto in the seminorm sense.

3. $\tilde{\mathcal{M}}_4$ is onto. It is also 1-1 in the seminorm sense.

4. $\tilde{\mathcal{M}}_4$ and $\tilde{\mathcal{L}}_4$ are adjoints in the sense that $\langle \tilde{\mathcal{L}}_4 g, f \rangle_{1/w,0} = (g, \tilde{\mathcal{M}}_4 f)_2$.

Proof. Property 1. From the definition of $\tilde{\mathcal{L}}_4$, $(\tilde{\mathcal{L}}_4 g)_F = \sqrt{w} \hat{g}$. Thus, from the definition of $\tilde{\mathcal{M}}_4$ and Theorem 572, for $g \in L^2$

$$(\tilde{\mathcal{M}}_4 \tilde{\mathcal{L}}_4 g)^\wedge = \frac{(\tilde{\mathcal{L}}_4 g)_F}{\sqrt{w}} = \frac{\sqrt{w} \hat{g}}{\sqrt{w}} = \hat{g},$$

and thus $\tilde{\mathcal{M}}_4 \tilde{\mathcal{L}}_4 = I$.

Next we show that $\tilde{\mathcal{L}}_4 \tilde{\mathcal{M}}_4 u - u \in (S'_{w,0;\mathcal{A}})^\vee$ on $\tilde{X}_{1/w}^0$. In fact by Theorem 572, $u \in \tilde{X}_{1/w}^0$ implies $(\tilde{\mathcal{L}}_4 \tilde{\mathcal{M}}_4 u)_F = \sqrt{w} (\tilde{\mathcal{M}}_4 u)^\wedge = u_F$ so that

$$\left| \tilde{\mathcal{L}}_4 \tilde{\mathcal{M}}_4 u - u \right|_{1/w,0}^2 = \int w \left| (\tilde{\mathcal{L}}_4 \tilde{\mathcal{M}}_4 u - u)_F \right|^2 = 0,$$

so that $\tilde{\mathcal{L}}_4 \tilde{\mathcal{M}}_4 u - u \in (S'_{w,0;\mathcal{A}})^\vee$ i.e. $\tilde{\mathcal{L}}_4 \tilde{\mathcal{M}}_4 u - u \in (S'_{w,0;\mathcal{A}})^\vee$, where $S'_{w,0;\mathcal{A}}$ was defined by 9.94. Since $(S'_{w,0;\mathcal{A}})^\vee$ is the null space of the seminorm on $\tilde{X}_{1/w}^0$, $\tilde{\mathcal{M}}_4$ and $\tilde{\mathcal{L}}_4$ are inverses in the seminorm sense.

Property 2. That $\tilde{\mathcal{L}}_4$ is 1-1 follows from $\tilde{\mathcal{M}}_4 \tilde{\mathcal{L}}_4 = I$. That $\tilde{\mathcal{L}}_4$ is onto follows from $\tilde{\mathcal{L}}_4 \tilde{\mathcal{M}}_4 u - u \in (S'_{w,0;\mathcal{A}})^\vee$ when $u \in \tilde{X}_{1/w}^0$.

Property 3. That $\tilde{\mathcal{M}}_4$ is onto follows from $\tilde{\mathcal{M}}_4 \tilde{\mathcal{L}}_4 = I$. That $\tilde{\mathcal{L}}_4$ is onto follows from $\tilde{\mathcal{L}}_4 \tilde{\mathcal{M}}_4 u - u \in (S'_{w,0;\mathcal{A}})^\vee$ when $u \in \tilde{X}_{1/w}^0$.

Property 4. If $g \in L^2$ and $f \in \tilde{X}_{1/w}^0$,

$$\langle \tilde{\mathcal{L}}_4 g, f \rangle_{1/w,0} = \int \frac{(\tilde{\mathcal{L}}_4 g)_F \overline{f_F}}{w} = \int \frac{\sqrt{w} \hat{g} \overline{f_F}}{w} = \int \hat{g} \frac{\overline{f_F}}{\sqrt{w}} = \left(\hat{g}, \overline{(\tilde{\mathcal{M}}_4 f)^\wedge} \right)_2 = (g, \overline{\tilde{\mathcal{M}}_4 f})_2.$$

■

Since L^2 is complete, the mappings of the previous theorem will yield the following important result.

Corollary 576 In general $\tilde{X}_{1/w}^0$ is a semi-Hilbert space and $\tilde{X}_{1/w}^0$ is a Hilbert space iff \mathcal{A} can be chosen to be empty.

Proof. If $\{u_k\}$ is a Cauchy sequence in $\tilde{X}_{1/w}^0$ then $\{\tilde{\mathcal{M}}_4 u_k\}$ is Cauchy in L^2 since $\tilde{\mathcal{M}}_4$ is isometric. Thus $\tilde{\mathcal{M}}_4 u_k \rightarrow u$ for some $u \in L^2$ and since $\tilde{\mathcal{M}}_4 \tilde{\mathcal{L}}_4 = I$ by Theorem 575

$$\left\| u_k - \tilde{\mathcal{L}}_4 u \right\|_{1/w,0} = \left\| \tilde{\mathcal{M}}_4 (u_k - \tilde{\mathcal{L}}_4 u) \right\|_2 = \left\| \tilde{\mathcal{M}}_4 u_k - u \right\|_2 \rightarrow 0.$$

Thus $\tilde{X}_{1/w}^0$ is complete.

Finally, from part 2 of Lemma 570, $\tilde{X}_{1/w}^0$ is an inner product space iff \mathcal{A} can be chosen to be empty. ■

9.5.4 The operator $\tilde{\mathcal{B}}_3 : X_w^0 \otimes \tilde{X}_{1/w}^0 \rightarrow C_B^{(0)}$

We will now construct the analogues of the operators $\tilde{\mathcal{V}}_3$, $\tilde{\mathcal{B}}_3$ and $\tilde{\Phi}_3$ of Subsection 9.2.6 and these will allow us to characterize the bounded linear functionals on $\tilde{X}_{1/w}^0$ using the bilinear form $\int \widehat{uv}_F$ where $u \in X_w^0$ and $v \in \tilde{X}_{1/w}^0$.

Definition 577 *The mapping $\tilde{\mathcal{B}}_3 : X_w^0 \otimes \tilde{X}_{1/w}^0 \rightarrow C_B^{(0)}$*

If $(u, v) \in X_w^0 \otimes \tilde{X}_{1/w}^0$ define the bilinear mapping $\tilde{\mathcal{B}}_3 : X_w^0 \otimes \tilde{X}_{1/w}^0 \rightarrow C_B^{(0)}$ by:

$$\tilde{\mathcal{B}}_3(u, v) = (\widehat{uv}_F)^\vee, \quad u \in X_w^0, v \in \tilde{X}_{1/w}^0. \quad (9.130)$$

Noting that the product of two measurable functions is a measurable function this definition makes sense since from the definitions of $\tilde{X}_{1/w}^0$ and X_w^0 , $v_F \in L_{loc}^1(\mathbb{R}^d \setminus \mathcal{A})$, $\frac{v_F}{\sqrt{w}} \in L^2$, $\widehat{u} \in L_{loc}^1$ and $\sqrt{w}\widehat{u} \in L^2$ so that, $\int |\widehat{uv}_F| = \int |\sqrt{w}\widehat{u} \frac{v_F}{\sqrt{w}}| \leq \|u\|_{w,0} \|v\|_{1/w,0} < \infty$. Thus $\widehat{uv}_F \in L^1$ and hence $(\widehat{uv}_F)^\vee \in C_B^{(0)}$.

Theorem 578 *Properties of the operator $\tilde{\mathcal{B}}_3$*

1. $\tilde{\mathcal{B}}_3 : X_w^0 \otimes \tilde{X}_{1/w}^0 \rightarrow C_B^{(0)}$ is a continuous bilinear mapping when $C_B^{(0)}$ is endowed with the supremum norm $\|\cdot\|_\infty$. In fact

$$\left\| \tilde{\mathcal{B}}_3(u, v) \right\|_\infty \leq (2\pi)^{-\frac{d}{2}} \|u\|_{w,0} \|v\|_{1/w,0}, \quad u \in X_w^0, v \in \tilde{X}_{1/w}^0.$$

2. In the sense of distributions, if $\alpha + \beta = \gamma \geq 0$ then

$$D^\gamma \tilde{\mathcal{B}}_3(u, v) = \left(\widehat{D^\alpha u} (D^\beta v)_F \right)^\vee, \quad u \in X_w^0, v \in \tilde{X}_{1/w}^0.$$

3. Suppose τ_a denotes the (distribution) translation operator $\tau_a f = f(\cdot - a)$, $a \in \mathbb{R}^d$. Then $\tilde{\mathcal{B}}_3$ commutes with τ_a in the sense that

$$\tau_a \tilde{\mathcal{B}}_3(u, v) = \tilde{\mathcal{B}}_3(\tau_a u, v) = \tilde{\mathcal{B}}_3(u, \tau_a v), \quad u \in X_w^0, v \in \tilde{X}_{1/w}^0.$$

4. We have

$$\tilde{\mathcal{B}}_3(u, v) = (\mathcal{I}u) * \widetilde{\mathcal{M}}_4 v, \quad u \in X_w^0, v \in \tilde{X}_{1/w}^0.$$

5. $\tilde{\mathcal{B}}_3$ is a convolution in the sense that: $X_w^0 \subset S'$, $S \subset \tilde{X}_{1/w}^0$ and

$$\tilde{\mathcal{B}}_3(u, \phi) = u * \phi, \quad u \in X_w^0, \phi \in S.$$

Further, $\tilde{\mathcal{B}}_3(u, \phi) \in C_B^\infty$ and $D^\gamma \tilde{\mathcal{B}}_3(u, \phi) = D^\alpha u * D^\beta \phi$ for all $\gamma = \alpha + \beta$.

Proof. Part 1 Noting the calculations done in the definition of $\tilde{\mathcal{B}}_3$ all that remains to be shown is the continuity of $\tilde{\mathcal{B}}_3$. But from 9.80

$$\begin{aligned} |\mathcal{B}(u, v)| &\leq |(\widehat{uv}_F)^\vee| \leq (2\pi)^{-\frac{d}{2}} \left| \int e^{-ix\xi} \widehat{u}(\xi) v_F(\xi) d\xi \right| \leq (2\pi)^{-\frac{d}{2}} \int |\widehat{u}| |v_F| \\ &\leq (2\pi)^{-\frac{d}{2}} \|u\|_{w,0} \|v\|_{1/w,0}. \end{aligned}$$

Part 2

$$\begin{aligned} D^\gamma \tilde{\mathcal{B}}_3(u, v) &= D^\gamma (\widehat{uv}_F)^\vee = ((i\xi)^\gamma (\widehat{uv}_F))^\vee = \left((i\xi)^\alpha \widehat{u} (i\xi)^\beta v_F \right)^\vee \\ &= \left(\widehat{D^\alpha u} (D^\beta v)_F \right)^\vee. \end{aligned}$$

Part 3

$$\tau_a \tilde{\mathcal{B}}_3(u, v) = \tau_a (\widehat{uv}_F)^\vee = (e^{-ia\xi} \widehat{uv}_F)^\vee = (\widehat{\tau_a u} v_F)^\vee = \tilde{\mathcal{B}}_3(\tau_a u, v),$$

and

$$\tau_a \tilde{\mathcal{B}}_3(u, v) = \tau_a (\widehat{uv}_F)^\vee = (\widehat{ue^{-ia\xi} v}_F)^\vee = (\widehat{u} (\tau_a v)_F)^\vee.$$

From the definition of $\tilde{X}_{1/w}^0$ there exists $f \in L_{loc}^1(\mathbb{R}^d \setminus \mathcal{A})$ such that $[\widehat{v}, \phi] = \int f \phi$ for all $\phi \in S_{w,0}$. Thus for $\phi \in S_{w,0}$,

$$[\widehat{\tau_a v}, \phi] = [e^{-ia\xi} \widehat{v}, \phi] = [\widehat{v}, e^{-ia\xi} \phi] = \int e^{-ia\xi} f \phi,$$

and consequently $(\tau_a v)_F \in L_{loc}^1(\mathbb{R}^d \setminus \mathcal{A})$.

Part 4 From the definition of $\tilde{\mathcal{B}}_3$ and the definition of $\tilde{\mathcal{M}}_4$ (Definition 573)

$$\begin{aligned} \tilde{\mathcal{B}}_3(u, v) &= (\widehat{uv}_F)^\vee = \left(\sqrt{w} \widehat{u} \frac{v_F}{\sqrt{w}} \right)^\vee = (\sqrt{w} \widehat{u})^\vee * \left(\frac{v_F}{\sqrt{w}} \right)^\vee \\ &= (\mathcal{I}u) * \tilde{\mathcal{M}}_4 v. \end{aligned}$$

Part 5 Part 5 of Lemma 570 showed that $S \subset \tilde{X}_{1/w}^0$. So by definition 9.130 of $\tilde{\mathcal{B}}_3(u, \phi)$ and the definition A.10 of the convolution of a member of S' and a member of S , $\tilde{\mathcal{B}}_3(u, \phi) = (\widehat{u\phi}_F)^\vee = (\widehat{u\phi})^\vee = u * \phi \in C_B^{(0)}$ so that by A.11, $D^\gamma \tilde{\mathcal{B}}_3(u, \phi) = (D^\alpha u) * D^\beta \phi$ for all γ and $\alpha + \beta = \gamma$. Thus $\tilde{\mathcal{B}}_3(u, \phi) \in C_B^\infty$. ■

Remark 579

1. Part 3 also follows directly from part 4 and the translation operator results of Theorem 574 and Theorem 572.
2. Part 5 shows how $\tilde{\mathcal{B}}_3$ can be regarded as a convolution by restricting the domain of the second variable to S .

Corollary 580 Properties of $\tilde{\mathcal{B}}_3(G, \cdot)$: Suppose w has property W02 or W03 for κ and G is the basis function. Then if $v, v' \in \tilde{X}_{1/w}^0$:

1. $D^\gamma G \in X_w^0$ when $|\gamma| \leq \kappa$ and
$$D^\gamma \tilde{\mathcal{B}}_3(G, v) = \tilde{\mathcal{B}}_3(D^\gamma G, v), \quad |\gamma| \leq \kappa.$$
2. $\tilde{\mathcal{B}}_3(G, v) \in X_w^0$ and $\left\| \tilde{\mathcal{B}}_3(G, v) \right\|_{w,0} = |v|_{1/w,0}$.
3. $\tilde{\mathcal{B}}_3(G, \phi) = G * \phi$ when $\phi \in S$.
4. $\int F \tilde{\mathcal{B}}_3(\tilde{\mathcal{B}}_3(G, v), \overline{v'}) = \langle v, v'_* \rangle_{1/w,0}$, where F is the Fourier transform and $v'_*(x) = v'(-x)$.

Proof. Part 1 By Theorem 53, $D^\gamma G \in X_w^0$ when $|\gamma| \leq \kappa$ and so by part 2 of Theorem 578, $D^\gamma \tilde{\mathcal{B}}_3(G, v) \in (\widehat{D^\gamma G} v_F)^\vee = \tilde{\mathcal{B}}_3(D^\gamma G, v)$.

Part 2 $G \in X_w^0$ and $\tilde{\mathcal{B}}_3(G, v) \in S'$. Further, $F \tilde{\mathcal{B}}_3(G, v) = \widehat{G} v_F = \frac{v_F}{w} \in L^1$ and $\int w \left| F \tilde{\mathcal{B}}_3(G, v) \right|^2 = \int \frac{|v_F|^2}{w} = |v|_{1/w,0}$. Thus $\tilde{\mathcal{B}}_3(G, v) \in X_w^0$.

Part 3 From part 5 Lemma 570, $S \subset \tilde{X}_{1/w}^0$ and $\tilde{\mathcal{B}}_3(G, \phi) = (\widehat{G\phi})^\vee = G * \phi$ by the convolution definition A.10.

Part 4 $\tilde{\mathcal{B}}_3(G, v) = \left(\frac{v_F}{w} \right)^\vee$ so

$$\begin{aligned} \int F \tilde{\mathcal{B}}_3(\tilde{\mathcal{B}}_3(G, v), \overline{v'}) &= \int F \tilde{\mathcal{B}}_3\left(\left(\frac{v_F}{w}\right)^\vee, \overline{v'}\right) = \int F \left(\left(\frac{v_F}{w}, (\overline{v'})_F \right)^\vee \right) = \int \frac{1}{w} v_F (\overline{v'})_F \\ &= \int \frac{1}{w} v_F \overline{(v'_*)_F} \\ &= \langle v, v'_* \rangle_{1/w,0}. \end{aligned}$$

■

We will now define the equivalent of the operator $\tilde{\mathcal{V}}_1$ of Definition 517.

9.5.5 The operators $\tilde{\mathcal{V}}_3 : \tilde{X}_{1/w}^0 \rightarrow X_w^0$, $\tilde{\mathcal{W}}_3 : X_w^0 \rightarrow \tilde{X}_{1/w}^0$ and $\tilde{\Phi}_3 : \tilde{X}_{1/w}^0 \rightarrow (X_w^0)'$

Definition 581 The operator $\tilde{\mathcal{V}}_3 : \tilde{X}_{1/w}^0 \rightarrow X_w^0$

Suppose the weight function w has property W02 or W03. These conditions ensure that both $\tilde{\mathcal{M}}_4$ (Definition 573) and \mathcal{J} (Definition 24) are defined.

The operator $\tilde{\mathcal{V}}_3$ is now defined by $\tilde{\mathcal{V}}_3 = \mathcal{J}\tilde{\mathcal{M}}_4$.

The operator $\tilde{\mathcal{V}}_3$ can be expressed in terms of the operator $\tilde{\mathcal{B}}_3$ and the basis function as follows:

Theorem 582 Suppose the weight function w has property W02 or W03 and that G is the corresponding basis function. Then

$$\tilde{\mathcal{V}}_3 v = \left(\frac{v_F}{w}\right)^\vee = \tilde{\mathcal{B}}_3(G, v), \quad v \in \tilde{X}_{1/w}^0, \tag{9.131}$$

and

$$\tilde{\mathcal{V}}_3 v = G * v, \quad v \in S,$$

and $\tilde{\mathcal{V}}_3 : S \rightarrow G * S$ is 1-1 and onto.

Proof. By Definition 24, $\widehat{\mathcal{J}}g = \frac{\hat{g}}{\sqrt{w}} \in L_{loc}^1$ for $g \in L^2$.

By Definition 573, $\widehat{\mathcal{M}}_4 v = \frac{v_F}{\sqrt{w}} \in L^2$ for $v \in \tilde{X}_{1/w}^0$. Thus

$$\widehat{\tilde{\mathcal{V}}_3 v} = \widehat{\mathcal{J}\tilde{\mathcal{M}}_4 v} = \frac{\widehat{\mathcal{M}}_4 v}{\sqrt{w}} = \frac{v_F}{w} = \left(\tilde{\mathcal{B}}_3(G, v)\right)^\wedge,$$

and so $\tilde{\mathcal{V}}_3 v = \tilde{\mathcal{B}}_3(G, v)$. The second equation of this theorem follows from part 3 of Corollary 580.

Clearly $\tilde{\mathcal{V}}_3$ is onto. Since $\tilde{\mathcal{V}}_3$ is isometric $\tilde{\mathcal{V}}_3 \phi = 0$ implies $\|\tilde{\mathcal{V}}_3 \phi\|_{w,0} = |\phi|_{1/w,0} = \left(\int \frac{|\phi_F|^2}{w}\right)^{1/2} = 0$, where ϕ_F is the restriction of $\hat{\phi}$ to $\mathbb{R}^d \setminus \mathcal{A}$ where \mathcal{A} is a closed set of measure zero. But $\hat{\phi} \in S$ and so $\phi = 0$. ■

Definition 583 The operator $\tilde{\mathcal{W}}_3 = \tilde{\mathcal{L}}_4 \mathcal{I}$

The operator $\tilde{\mathcal{V}}_3$ has the following properties:

Theorem 584 Suppose the weight function w has property W02 or W03. Then in the seminorm sense:

1. $\tilde{\mathcal{V}}_3 : \tilde{X}_{1/w}^0 \rightarrow X_w^0$ is a linear isometry.
2. $\tilde{\mathcal{W}}_3 : X_w^0 \rightarrow \tilde{X}_{1/w}^0$ is an isometry.
3. $\tilde{\mathcal{V}}_3$ and $\tilde{\mathcal{W}}_3$ are inverses.
4. $\tilde{\mathcal{V}}_3$ and $\tilde{\mathcal{W}}_3$ are onto.
5. $\tilde{\mathcal{V}}_3$ and $\tilde{\mathcal{W}}_3$ are 1-1.
6. $\tilde{\mathcal{V}}_3$ and $\tilde{\mathcal{W}}_3$ are adjoints.
7. If $f \in X_w^0$ then $\tilde{\mathcal{W}}_3 f = (wf)^\vee$.
8. $\tilde{\mathcal{V}}_3$ and $\tilde{\mathcal{W}}_3$ are isometric isomorphisms, inverses and adjoints.

Proof. Parts 1 and 2. True since \mathcal{I} , \mathcal{J} , $\tilde{\mathcal{L}}_4$ and $\tilde{\mathcal{M}}_4$ are isometric.

Part 3. From Theorem 575 $\tilde{\mathcal{M}}_4\tilde{\mathcal{L}}_4 = I$ and Theorem 25 showed that $\mathcal{J}\mathcal{I}f = f$. Hence $\tilde{\mathcal{V}}_3\tilde{\mathcal{W}}_3 = \tilde{\mathcal{V}}_3\tilde{\mathcal{L}}_4\mathcal{I} = \mathcal{J}\mathcal{M}_3\tilde{\mathcal{L}}_4\mathcal{I} = \mathcal{J}\mathcal{I}$ and so $\tilde{\mathcal{V}}_3\tilde{\mathcal{W}}_3 = I$.

From Theorem 25 $\mathcal{I}\mathcal{J} = I$ and from Theorem 575 $\tilde{\mathcal{L}}_4\tilde{\mathcal{M}}_4g - g \in (\tilde{S}'_{\mathcal{A}})^\vee$. Hence $\tilde{\mathcal{W}}_3\tilde{\mathcal{V}}_3 = \tilde{\mathcal{L}}_4\mathcal{I}\mathcal{J}\mathcal{M}_3 = \tilde{\mathcal{L}}_4\tilde{\mathcal{M}}_4$ and $\tilde{\mathcal{W}}_3\tilde{\mathcal{V}}_3g - g \in (\tilde{S}'_{\mathcal{A}})^\vee$.

Parts 4 and 5. follow directly from part 3.

Part 6. Theorem 575 and Theorem 25 imply $\tilde{\mathcal{L}}_4$, $\tilde{\mathcal{M}}_4$ are adjoints and \mathcal{I} , \mathcal{J} are adjoints. Thus

$$\langle g, \tilde{\mathcal{W}}_3f \rangle_{1/w,0} = \langle g, \tilde{\mathcal{L}}_4\mathcal{I}f \rangle_{1/w,0} = \langle \tilde{\mathcal{M}}_4g, \mathcal{I}f \rangle_2 = (\mathcal{J}\mathcal{M}_3g, f)_{w,0} = (\tilde{\mathcal{V}}_3g, f)_{w,0}.$$

Part 7. If $f \in X_w^0$ then

$$\widehat{\tilde{\mathcal{W}}_3f} = \widehat{\tilde{\mathcal{L}}_4\mathcal{I}f} = \sqrt{w}\widehat{\mathcal{I}f} = \sqrt{w}(\sqrt{w}\widehat{f}) = w\widehat{f}.$$

■

Theorem 585 Suppose the weight function w has property W02 or W03 for parameter κ . Then

$$(2\pi)^{d/2} \tilde{\mathcal{V}}_3^* D^\gamma R_x = D^\gamma \delta(\cdot - x), \quad |\gamma| \leq \kappa,$$

where R_x is the Riesz representer of the evaluation functional $f \rightarrow f(x)$. Further

$$\langle u, D^\gamma \delta(\cdot - x) \rangle_{1/w,0} = (-1)^{|\gamma|} (D^\gamma \tilde{\mathcal{V}}_3^* u)(x), \quad u \in X_{1/w}^0, \quad |\gamma| \leq \kappa.$$

Proof. If $f \in \tilde{X}_{1/w}^0$ then by parts 6 and 7 of Theorem 584

$$\tilde{\mathcal{V}}_3^* f = \tilde{\mathcal{W}}_3 f = (wf)^\vee.$$

By using the Fourier transform properties given in the Appendix A we obtain

$$\begin{aligned} \tilde{\mathcal{V}}_3^* D^\gamma R_x &= \left(w \widehat{D^\gamma R_x} \right)^\vee = \left(w(\xi) (i\xi)^\gamma \widehat{R_x}(\xi) \right)^\vee = (2\pi)^{-d/2} \left(w(\xi) (i\xi)^\gamma G(\cdot - x)(\xi) \right)^\vee \\ &= (2\pi)^{-d/2} \left((i\xi)^\gamma e^{-ix\xi} \right)^\vee \\ &= (2\pi)^{-d/2} D^\gamma \left((e^{-ix\xi})^\vee \right). \end{aligned}$$

But $(e^{-ia\xi})^\vee = (2\pi)^{d/2} \delta(\cdot - a)$ so that $\tilde{\mathcal{V}}_3^* D^\gamma R_x = D^\gamma \delta(\cdot - x)$ and thus

$$\begin{aligned} \langle u, D^\gamma \delta(\cdot - x) \rangle_{1/w,0} &= \langle u, \tilde{\mathcal{V}}_3^* D^\gamma R_x \rangle_{1/w,0} = \left(\tilde{\mathcal{V}}_3^* u, D^\gamma R_x \right)_{w,0} = \left((-D)^\gamma \tilde{\mathcal{V}}_3^* u, R_x \right)_{w,0} \\ &= (-1)^{|\gamma|} \left(D^\gamma \tilde{\mathcal{V}}_3^* u \right)(x). \end{aligned}$$

■

We now prove a density result for $\tilde{X}_{1/w}^0$.

Corollary 586 The space S is dense in $\tilde{X}_{1/w}^0$.

Proof. Choose $u \in \tilde{X}_{1/w}^0$ so that $\tilde{\mathcal{V}}_3 u \in X_w^0$. From part 3 Theorem 338, $G * S$ is dense in X_w^0 so given $\varepsilon > 0$ there exists $\phi_\varepsilon \in G * S$ such that $\left\| \tilde{\mathcal{V}}_3 u - \phi_\varepsilon \right\|_{w,0} < \varepsilon$. But $\tilde{\mathcal{V}}_3 : S \rightarrow G * S$ is an isomorphism so $\tilde{\mathcal{V}}_3^{-1} \phi_\varepsilon \in S$. Since $\tilde{\mathcal{V}}_3 : X_{1/w}^0 \rightarrow X_w^0$ is an isometry

$$\left\| u - \tilde{\mathcal{V}}_3^{-1} \phi_\varepsilon \right\|_{1/w,0} = \left\| \tilde{\mathcal{V}}_3 \left(u - \tilde{\mathcal{V}}_3^{-1} \phi_\varepsilon \right) \right\|_{w,0} = \left\| \tilde{\mathcal{V}}_3 u - \phi_\varepsilon \right\|_{w,0} < \varepsilon,$$

which proves this density result.

Since $\tilde{X}_{1/w}^0$ is complete and S is dense in $\tilde{X}_{1/w}^0$. ■

Corollary 587 Suppose the weight function w has property W02 or W03 w.r.t. the set \mathcal{A} , and that $S_{w,0}$ is endowed with the countable seminorm topology of part 1 of Definition 567. Then:

1. The mapping $(w\hat{\phi})^\vee$ is an isometry from $\check{S}_{w,0} = X_w^0 \cap S$ onto $(wS_{w,0})^\vee \subset \tilde{X}_{1/w}^0$ and is the **restriction of the isometric isomorphism $\tilde{\mathcal{W}}_3$** .
2. The space $(wS_{w,0})^\vee$ is dense in $\tilde{X}_{1/w}^0$.
3. $\psi \in S \cap (wS_{w,0})^\vee \iff \psi \in S$ and $G * \psi \in \check{S}_{w,0}$.
4. $w\phi$ is a continuous map from $S_{w,0}$ to $S'_{w,0}$.
5. $(w\hat{\phi})^\vee$ is a continuous map from $\check{S}_{w,0}$ to $(\hat{S}_{w,0})'$.

Proof. Part 1 From Theorem 584 $(w\hat{\phi})^\vee$ is an isometry from $\check{S}_{w,0} = X_w^0 \cap S$ into $(wS_{w,0})^\vee \subset \tilde{X}_{1/w}^0$ which is the restriction of the isometric isomorphism $\tilde{\mathcal{W}}_3 : X_w^0 \rightarrow \tilde{X}_{1/w}^0$. Clearly $(w\hat{\phi})^\vee : \check{S}_{w,0} \rightarrow (wS_{w,0})^\vee$ is onto.

Part 2 Since $\check{S}_{w,0}$ is dense in X_w^0 the onto-ness of $(w\hat{\phi})^\vee$ implies the density of $(wS_{w,0})^\vee$ in $\tilde{X}_{1/w}^0$.

Part 3 If

$$\begin{aligned} \psi \in S \cap (wS_{w,0})^\vee &\iff \psi \in S \text{ and } \hat{\psi} \in wS_{w,0} \\ &\iff \psi \in S \text{ and } \frac{1}{w}\hat{\psi} = \hat{G}\hat{\psi} = (G * \psi)^\wedge \in S_{w,0} \\ &\iff \psi \in S \text{ and } G * \psi \in \check{S}_{w,0}. \end{aligned}$$

Part 4 If $\phi, \psi \in S_{w,0}$ then

$$|[w\phi, \psi]| = \left| \int w\phi\psi \right| \leq \int w|\phi||\psi| = \int \sqrt{w}|\phi|\sqrt{w}|\psi| \leq \left(\int w|\phi|^2 \right)^{1/2} \left(\int w|\psi|^2 \right)^{1/2},$$

and since $S_{w,0}$ is endowed with the countable seminorm topology of part 1 of Definition 567, it follows that $w\phi \in S'_{w,0}$ and $w\phi$ is a continuous map from $S_{w,0}$ to $S'_{w,0}$.

Part 5 From part 4, $w\hat{\phi}$ is a continuous map from $\check{S}_{w,0}$ to $S'_{w,0}$, and so by Definition 567, $(w\hat{\phi})^\vee$ is a continuous map from $\check{S}_{w,0}$ to $(S'_{w,0})^\vee = (\hat{S}_{w,0})'$. ■

Theorem 588 Suppose the weight function w has the properties used to define $\tilde{X}_{1/w}^0$.

Denote by $(\tilde{X}_{1/w}^0)'$ the space of bounded linear functionals on $\tilde{X}_{1/w}^0$. Then the equation

$$(\tilde{\Phi}_3 u) g = (g, \tilde{\mathcal{V}}_3 u)_{w,0}, \quad g \in X_w^0, \quad u \in \tilde{X}_{1/w}^0, \tag{9.132}$$

defines a linear operator $\tilde{\Phi}_3 : \tilde{X}_{1/w}^0 \rightarrow (X_w^0)'$ which is an isometric isomorphism in the seminorm sense.

Proof. Since $\tilde{\mathcal{V}}_3 : \tilde{X}_{1/w}^0 \rightarrow X_w^0$ is an isometry, given $u \in \tilde{X}_{1/w}^0$ and $g \in X_w^0$ we have

$$\left| (g, \tilde{\mathcal{V}}_3 u)_{w,0} \right| \leq \|g\|_{w,0} \|\tilde{\mathcal{V}}_3 u\|_{w,0} = \|g\|_{w,0} |u|_{1/w,0},$$

and for each $u \in \tilde{X}_{1/w}^0$, the expression $(g, \tilde{\mathcal{V}}_3 u)_{w,0}$, $g \in X_w^0$ defines a bounded linear functional on X_w^0 . Denote this functional by $\tilde{\Phi}_3 u$ so that 9.132 holds and the operator norm is

$$\|\tilde{\Phi}_3 u\|_{op} = \sup_{g \in X_w^0} \frac{\left| (g, \tilde{\mathcal{V}}_3 u)_{w,0} \right|}{\|g\|_{w,0}} \leq |u|_{1/w,0}.$$

Thus $\tilde{\Phi}_3 : \tilde{X}_{1/w}^0 \rightarrow (X_w^0)'$. In fact, we can easily prove that $\|\tilde{\Phi}_3 u\|_{op} = |u|_{1/w,0}$ by noting that when $g = \tilde{\mathcal{V}}_3 u$, $\frac{|(g, \tilde{\mathcal{V}}_3 u)_{w,0}|}{\|g\|_{w,0}} = \|\tilde{\mathcal{V}}_3 u\|_{w,0} = |u|_{1/w,0}$. Clearly $\tilde{\Phi}_3 u = 0$ implies $|u|_{1/w,0} = 0$ so $\tilde{\Phi}_3$ is 1-1.

To prove $\tilde{\Phi}_3$ is onto choose $\mathcal{Y} \in (X_w^0)'$. Since X_w^0 is an inner product space there exists $v \in X_w^0$ such that $\mathcal{Y}g = (g, v)_{w,0}$ when $g \in X_w^0$. But by Theorem 584 $\mathcal{Y}g = (g, v)_{w,0} = (g, \tilde{\mathcal{V}}_3 \tilde{\mathcal{V}}_3^* v)_{w,0}$ and comparison with 9.132 yields $(\tilde{\Phi}_3 \tilde{\mathcal{V}}_3^* v)g = \mathcal{Y}g$ and $\tilde{\Phi}_3 \tilde{\mathcal{V}}_3^* v = \mathcal{Y}$. ■

In an analogous fashion to the negative order Sobolev spaces a bilinear form can be used to characterize the bounded linear functionals on X_w^0 :

Theorem 589 *If $u \in X_w^0$ and $v \in \tilde{X}_{1/w}^0$ then $\tilde{\Phi}_3$ can be expressed directly in terms of the bilinear form $\int \widehat{uv}_F$ as*

$$(\tilde{\Phi}_3 v)(u) = \int \widehat{uv}_F, \quad u \in X_w^0, v \in \tilde{X}_{1/w}^0. \tag{9.133}$$

Proof. A direct consequence of 9.132 and 9.131. ■

9.5.6 Examples

Example 590 The Gaussian Here $w(x) = e^{-|x|^2}$ so \mathcal{A} is empty and $\tilde{X}_{1/w}^0$ is a Hilbert space. Also, $\tilde{\Phi}_3 : \tilde{X}_{1/w}^0 \rightarrow (X_w^0)'$ is an isometric isomorphism in the norm sense.

Example 591 Shifted thin-plate splines Here $w = \frac{1}{\tilde{e}(v)} \frac{|\cdot|^{2v+d}}{K_{v+d/2}(|\cdot|)}$. Set $s = 2v + d$. Then $s > 0$ and by Theorem 14,

$$\frac{1}{\tilde{e}(v) c'_s} |\xi|^s e^{|\xi|} \leq w(\xi) \leq \frac{1}{\tilde{e}(v) c_s} |\xi|^s e^{|\xi|}, \quad \xi \in \mathbb{R}^d.$$

so \mathcal{A} is empty and $\tilde{X}_{1/w}^0$ is a Hilbert space. Also, $\tilde{\Phi}_3 : \tilde{X}_{1/w}^0 \rightarrow (X_w^0)'$ is an isometric isomorphism in the norm sense.

10

An upper bound for the derivative of the 1-dim. hat basis function smoother smoother

10.1 Introduction

In this chapter we derive an upper bound for the derivative of the 1-dimensional (scaled) hat basis function smoother under the assumption that the data function has a bounded derivative and sufficiently large support w.r.t. the data region. This will be used above in Example 327 to prove order 1 convergence of the Exact smoother.

Suppose the data region is $\Omega = (\underline{a}, \bar{a})$ and that there are N **dependent data** points $X = \{x^{(k)}\}_{k=1}^N$ satisfying $\underline{a} < x^{(n)} < x^{(n+1)} < \bar{a}$. Further suppose we are using a **scaled hat basis function** $\Lambda_\lambda(x) = \Lambda(x/\lambda)$ which has been scaled so that $\text{diam } \Omega \leq \frac{1}{2} \text{diam supp } \Lambda_\lambda$ i.e. $\text{diam } \Omega \leq \lambda$. In this case we say that the hat basis function has **large support w.r.t. the data region** and **this chapter will be based on the fact that** $x, x' \in \Omega$ **now implies** $\Lambda_\lambda(x - x') = 1 - \frac{|x-x'|}{\lambda}$ **and there are no zero values**. This will mean that the smoother is a continuous, piecewise linear function with a finite number of derivative values which correspond to the linear segments of the data intervals $[x^{(k)}, x^{(k+1)}]$.

Suppose the **data functions** are drawn from the functions:

$$\left\{ f \in C_B^{(0)}(\Omega) : Df \in L^\infty(\Omega) \right\} = C_B^{(0)}(\Omega) \cap W^{1,\infty}(\Omega). \quad (10.1)$$

Then the **1-dimensional Exact smoother** (or **parameter stabilized interpolant**) is given by

$$s(x) = \sum_{k=1}^N \alpha_k \Lambda_\lambda(x - x^{(k)}), \quad x \in \mathbb{R}^1, \quad (10.2)$$

where α satisfies the **basis function matrix equation**

$$\left. \begin{aligned} & \left(N\rho I_N + (\Lambda_\lambda)_{X,X} \right) \alpha = \tilde{\mathcal{E}}_X f, \\ \text{where,} & \left. \begin{aligned} & (\Lambda_\lambda)_{X,X} = \left(\Lambda \left(\frac{x^{(i)} - x^{(j)}}{\lambda} \right) \right), \rho \geq 0. \end{aligned} \right\} \end{aligned} \quad (10.3)$$

Here ρ denotes the **smoothing parameter** and $\tilde{\mathcal{E}}_X f = (f(x^{(k)}))$ is the **dependent data**.

We now define the scaled independent data $X_\lambda = X/\lambda = \{x^{(k)}/\lambda\}_{k=1}^N$ which is contained in the data region $\Omega_\lambda = \Omega/\lambda$ and satisfies $\text{diam } \Omega_\lambda \leq 1$. Also define the data function $f_{1/\lambda}(x) = f(\lambda x)$ which is clearly a member of $C_B^{(0)}(\Omega_\lambda) \cap W^{1,\infty}(\Omega_\lambda)$. Then 10.2 and 10.3 become the equivalent matrix equation

$$\left. \begin{aligned} & \left(N\rho I_N + \Lambda_{X_\lambda, X_\lambda} \right) \alpha = \tilde{\mathcal{E}}_{X_\lambda} f_{1/\lambda}, \\ \text{where,} & \left. \begin{aligned} & \Lambda_{X_\lambda, X_\lambda} = \left(\Lambda \left(\frac{x^{(i)}}{\lambda} - \frac{x^{(j)}}{\lambda} \right) \right), \rho \geq 0, \end{aligned} \right\} \end{aligned} \quad (10.4)$$

with smoother

$$s_{1/\lambda}(x) = s(\lambda x) = \sum_{k=1}^N \alpha_k \Lambda\left(x - \frac{x^{(k)}}{\lambda}\right), \quad x \in \mathbb{R}^1. \tag{10.5}$$

Therefore, **the great bulk of this chapter** will be devoted to the case where the basis function is the **unscaled hat function** Λ and the **data region satisfies** $\text{diam } \Omega \leq 1$. For this case we will derive the pointwise upper bounds for the derivative given in Theorems 594 and 628 which consider the interpolant ι and smoother s respectively. These bounds will turn out to be

$$\|D\iota\|_{\infty;\Omega} \leq 2\|f\|_{\infty;\Omega} + \|Df\|_{\infty;\Omega}, \quad N \geq ??, \quad \rho = 0,$$

and

$$\|Ds\|_{\infty;\Omega} \leq 2\|f\|_{\infty;\Omega} + \min\{5, 2 + \rho N\} \|Df\|_{\infty;\Omega}, \quad N \geq 4, \quad \rho > 0.$$

Note that when $\rho = 0$ we obtain an interpolant derivative bound that is weaker than that given above. ?? Have I made a mistake or can a stronger estimate be obtained fairly easily?

Using the preceding remarks concerning scaling, for the case of the scaled hat basis function $\Lambda(x/\lambda)$ and a data region satisfying $\text{diam } \Omega \leq \lambda$, it will be a simple matter to obtain the interpolant derivative estimate of Corollary 595:

$$\|D\iota\|_{\infty;\Omega} \leq \frac{2}{\lambda} \|f\|_{\infty;\Omega} + \|Df\|_{\infty;\Omega}, \quad N \geq ??,$$

and the smoother derivative estimate of Corollary 629:

$$\|Ds\|_{\infty;\Omega} \leq \frac{2}{\lambda} \|f\|_{\infty;\Omega} + \min\{5, 2 + \rho N\} \|Df\|_{\infty;\Omega}, \quad N \geq 4, \quad \rho > 0.$$

For higher dimensions it will suffice to bound $D^1\iota$ and D^1s .

10.1.1 Steps in proof:

See introduction to each section.

10.2 Calculating the smoother derivatives using Cramer’s rule

In this section, using the fact that Λ **has large support w.r.t. the data region**, we start by deriving the matrix equation 10.8: $\mu(f) = A\alpha$, which expresses the $N + 1$ derivative values $\mu(f)$ of the smoother in terms of the vector α of basis function coefficients (see 10.2). The matrix A has a simple inverse with integer elements. The basis function matrix equation 10.3 is then used to express $\mu(f)$ in the form 10.12 which involves the product of the inverse of the symmetric matrix $v(A^T)^{-1}A^{-1} + (A^T)^{-1}\Lambda_{X,X}A^{-1}$ and the vector $(A^T)^{-1}\tilde{\mathcal{E}}_X f$, the latter involving function value differences $\Delta_1 f(x^{(i)})$ to which we can apply the Taylor expansion result of Lemma 592 if we assume that the data functions are in 10.1. The actual expression is 10.21 which involves the inverse of a bordered matrix which is the bordering of the tridiagonal symmetric matrix T_v given by 10.17. This in turn leads to the formulas 10.32 and 10.33 which express $\mu(f)$ in terms of the inverse of the matrix T_v which plays a central role in the sequel.

In Subsection 10.2.4 we will simplify the algebra by taking advantage of the partial homogeneity of $T(\cdot; v)$ in v to replace $T_v = T(\Delta_1 X; v)$ by $T = T(\frac{1}{v}\Delta_1 X; 1)$. This yields the equations 10.43 and 10.44 for $\mu(f)$. Next we substitute the value of the sparse vector β and this enables us to express the components of 10.43 and 10.44 in terms of the elements of T^{-1} .

For arbitrary $a \in \mathbb{R}^n$ studying determinants of the form $|T(a; 1)|$ is simpler and more compact than studying determinants of the form $|T(a; v)|$.

10.2.1 The derivative values and the basis function matrix equation

The form of the smoother 10.2 and the fact that Λ has large support w.r.t. the data region means that the smoother is a continuous, piecewise linear function with a finite number of derivative values which correspond to the linear segments of the data intervals $[x^{(k)}, x^{(k+1)}]$. We have three cases:

Suppose $x^{(n)} < x < x^{(n+1)}$

$$\begin{aligned} s(x) &= \sum_{k=1}^N \alpha_k \Lambda(x - x^{(k)}) = \sum_{k=1}^n \alpha_k \Lambda(x - x^{(k)}) + \sum_{k=n+1}^N \alpha_k \Lambda(x - x^{(k)}) \\ &= \sum_{k=1}^n \alpha_k (1 - (x - x^{(k)})) + \sum_{k=n+1}^N \alpha_k (1 - (x^{(k)} - x)), \end{aligned}$$

so that

$$Ds(x) = -\sum_{k=1}^n \alpha_k + \sum_{k=n+1}^N \alpha_k, \quad x^{(n)} \leq x \leq x^{(n+1)}.$$

If $\underline{a} \leq x < x^{(1)}$ then

$$s(x) = \sum_{k=1}^N \alpha_k (1 - (x^{(k)} - x)),$$

so that

$$Ds(x) = \sum_{k=1}^N \alpha_k.$$

If $x^{(N)} < x \leq \bar{a}$ then

$$s(x) = \sum_{k=1}^N \alpha_k (1 - (x - x^{(k)})),$$

and hence

$$Ds(x) = -\sum_{k=1}^N \alpha_k.$$

To summarize:

$$Ds(x) = \begin{cases} \sum_{k=1}^N \alpha_k, & \underline{a} \leq x < x^{(1)}, \\ -\sum_{k=1}^n \alpha_k + \sum_{k=n+1}^N \alpha_k, & x^{(n)} < x < x^{(n+1)}, \\ -\sum_{k=1}^N \alpha_k, & x^{(N)} < x \leq \bar{a}. \end{cases} \quad (10.6)$$

The derivative is thus a step function with $N + 1$ values given by 10.6 and so the interpolant is the "simplest" piecewise linear interpolant. In this case the error is easily seen to be order 1. From 10.6, $\sup_{[a, x^{(1)})} |Ds(x)| = \sup_{(x^{(N)}, \bar{a}]} |Ds(x)|$ so

$$\|Ds\|_{\infty; \Omega} = |\mu(f)|_{\max}, \quad (10.7)$$

and therefore we need only consider the first N values of the derivative which are given by

$$\mu(f) := A\alpha, \quad (10.8)$$

where

$$A := \begin{pmatrix} 1 & 1 & 1 & & 1 & 1 \\ -1 & 1 & 1 & & 1 & 1 \\ -1 & -1 & 1 & & 1 & 1 \\ & & & \ddots & & \\ -1 & -1 & -1 & & 1 & 1 \\ -1 & -1 & -1 & & -1 & 1 \end{pmatrix}, \quad \text{size } A = N. \quad (10.9)$$

We note that

$$A^{-1} = \frac{1}{2} \begin{pmatrix} 1 & -1 & 0 & 0 & 0 \\ 0 & 1 & -1 & 0 & 0 \\ 0 & 0 & 1 & 0 & 0 \\ & & & \ddots & \\ 0 & 0 & 0 & 1 & -1 \\ 1 & 0 & 0 & 0 & 1 \end{pmatrix}. \quad (10.10)$$

Set

$$v := \rho N. \quad (10.11)$$

Now we write

$$\begin{aligned} \mu(f) &= A\alpha \\ &= A(N\rho I_N + \Lambda_{X,X})^{-1} \tilde{\mathcal{E}}_X f \\ &= ((vI_N + \Lambda_{X,X}) A^{-1})^{-1} \tilde{\mathcal{E}}_X f \\ &= (vA^{-1} + \Lambda_{X,X} A^{-1})^{-1} \tilde{\mathcal{E}}_X f \\ &= (vA^{-1} + \Lambda_{X,X} A^{-1})^{-1} A^T (A^T)^{-1} \tilde{\mathcal{E}}_X f \\ &= \left\{ (A^T)^{-1} (vA^{-1} + \Lambda_{X,X} A^{-1}) \right\}^{-1} (A^T)^{-1} \tilde{\mathcal{E}}_X f \\ &= \left\{ v (A^{-1})^T A^{-1} + (A^{-1})^T \Lambda_{X,X} A^{-1} \right\}^{-1} (A^{-1})^T \tilde{\mathcal{E}}_X f, \end{aligned} \quad (10.12)$$

which is the product of the inverse of the symmetric matrix $v (A^{-1})^T A^{-1} + (A^{-1})^T \Lambda_{X,X} A^{-1}$ and the vector $(A^{-1})^T \tilde{\mathcal{E}}_X f$, the latter involving function value differences $\Delta_1 f(x^{(i)})$ to which we can apply the Taylor expansion result of Lemma 592, if we assume that the data functions are in 10.1.

Now using the compact notation

$$w_v = 2 + v - (x^{(N)} - x^{(1)}), \quad (10.13)$$

$$\eta_{i,j} := \Lambda(x^{(i)} - x^{(j)}) = 1 - |x^{(i)} - x^{(j)}|, \quad (10.14)$$

we have

$$\Delta_{0,1} \eta_{i,j} := \eta_{i,j+1} - \eta_{i,j} = \begin{cases} -\Delta_1 x^{(j)}, & i \leq j, \\ \Delta_1 x^{(j)}, & i > j, \end{cases}$$

so that

$$\begin{aligned} \Lambda_{X,X} A^{-1} &= \frac{1}{2} \begin{pmatrix} 1 & \eta_{1,2} & \eta_{1,3} & \eta_{1,N-1} & \eta_{1,N} \\ \eta_{2,1} & 1 & \eta_{2,3} & \eta_{2,N-1} & \eta_{2,N} \\ \eta_{3,1} & \eta_{3,2} & 1 & \eta_{3,N-1} & \eta_{3,N} \\ & & & \ddots & \\ \eta_{N-1,1} & \eta_{N-1,2} & \eta_{N-1,3} & 1 & \eta_{N-1,N} \\ \eta_{N,1} & \eta_{N,2} & \eta_{N,3} & \eta_{N,N-1} & 1 \end{pmatrix} \begin{pmatrix} 1 & -1 & 0 & 0 & 0 \\ 0 & 1 & -1 & 0 & 0 \\ 0 & 0 & 1 & 0 & 0 \\ & & & \ddots & \\ 0 & 0 & 0 & 1 & -1 \\ 1 & 0 & 0 & 0 & 1 \end{pmatrix} \\ &= \frac{1}{2} \begin{pmatrix} w_0 & -\Delta_1 x^{(1)} & -\Delta_1 x^{(2)} & -\Delta_1 x^{(N-2)} & -\Delta_1 x^{(N-1)} \\ w_0 & \Delta_1 x^{(1)} & -\Delta_1 x^{(2)} & -\Delta_1 x^{(N-2)} & -\Delta_1 x^{(N-1)} \\ w_0 & \Delta_1 x^{(1)} & \Delta_1 x^{(2)} & -\Delta_1 x^{(N-2)} & -\Delta_1 x^{(N-1)} \\ & & & \ddots & \\ w_0 & \Delta_1 x^{(1)} & \Delta_1 x^{(2)} & \Delta_1 x^{(N-2)} & -\Delta_1 x^{(N-1)} \\ w_0 & \Delta_1 x^{(1)} & \Delta_1 x^{(2)} & \Delta_1 x^{(N-2)} & \Delta_1 x^{(N-1)} \end{pmatrix}, \end{aligned}$$

and so

$$\begin{aligned}
 & (A^{-1})^T \Lambda_{X,X} A^{-1} \\
 &= \frac{1}{4} \begin{pmatrix} 1 & 0 & 0 & & 0 & 1 \\ -1 & 1 & 0 & & 0 & 0 \\ 0 & -1 & 1 & & 0 & 0 \\ & & & \ddots & & \\ 0 & 0 & 0 & & 1 & 0 \\ 0 & 0 & 0 & & -1 & 1 \end{pmatrix} \begin{pmatrix} w_0 & -\Delta_1 x^{(1)} & -\Delta_1 x^{(2)} & & -\Delta_1 x^{(N-2)} & -\Delta_1 x^{(N-1)} \\ w_0 & \Delta_1 x^{(1)} & -\Delta_1 x^{(2)} & & -\Delta_1 x^{(N-2)} & -\Delta_1 x^{(N-1)} \\ w_0 & \Delta_1 x^{(1)} & \Delta_1 x^{(2)} & & -\Delta_1 x^{(N-2)} & -\Delta_1 x^{(N-1)} \\ & & & \ddots & & \\ w_0 & \Delta_1 x^{(1)} & \Delta_1 x^{(2)} & & \Delta_1 x^{(N-2)} & -\Delta_1 x^{(N-1)} \\ w_0 & \Delta_1 x^{(1)} & \Delta_1 x^{(2)} & & \Delta_1 x^{(N-2)} & \Delta_1 x^{(N-1)} \end{pmatrix} \\
 &= \frac{1}{4} \begin{pmatrix} 2w_0 & 0 & 0 & & 0 & 0 \\ 0 & 2\Delta_1 x^{(1)} & 0 & & 0 & 0 \\ 0 & 0 & 2\Delta_1 x^{(2)} & & 0 & 0 \\ & & & \ddots & & \\ 0 & & & & 2\Delta_1 x^{(N-2)} & 0 \\ 0 & & & & 0 & 2\Delta_1 x^{(N-1)} \end{pmatrix} \\
 &= \frac{1}{2} \begin{pmatrix} w_0 & 0 & 0 & & 0 & 0 \\ 0 & \Delta_1 x^{(1)} & 0 & & 0 & 0 \\ 0 & 0 & \Delta_1 x^{(2)} & & 0 & 0 \\ & & & \ddots & & \\ 0 & & & & \Delta_1 x^{(N-2)} & 0 \\ 0 & & & & 0 & \Delta_1 x^{(N-1)} \end{pmatrix}, \tag{10.15}
 \end{aligned}$$

and

$$\begin{aligned}
 (A^{-1})^T A^{-1} &= \frac{1}{4} \begin{pmatrix} 1 & 0 & 0 & & 0 & 1 \\ -1 & 1 & 0 & & 0 & 0 \\ 0 & -1 & 1 & & 0 & 0 \\ & & & \ddots & & \\ 0 & 0 & 0 & & 1 & 0 \\ 0 & 0 & 0 & & -1 & 1 \end{pmatrix} \begin{pmatrix} 1 & -1 & 0 & & 0 & 0 \\ 0 & 1 & -1 & & 0 & 0 \\ 0 & 0 & 1 & & 0 & 0 \\ & & & \ddots & & \\ 0 & 0 & 0 & & 1 & -1 \\ 1 & 0 & 0 & & 0 & 1 \end{pmatrix} \\
 &= \frac{1}{4} \begin{pmatrix} 2 & -1 & 0 & & 0 & 1 \\ -1 & 2 & -1 & & 0 & 0 \\ 0 & -1 & 2 & & 0 & 0 \\ & & & \ddots & & \\ 0 & 0 & 0 & & 2 & -1 \\ 1 & 0 & 0 & & -1 & 2 \end{pmatrix}.
 \end{aligned}$$

Now noting 10.12,

$$\begin{aligned}
 & v(A^{-1})^T A^{-1} + (A^{-1})^T \Lambda_{X,X} A^{-1} \\
 &= \frac{1}{2} \begin{pmatrix} v & -\frac{v}{2} & 0 & & 0 & \frac{v}{2} \\ -\frac{v}{2} & v & -\frac{v}{2} & & 0 & 0 \\ 0 & -\frac{v}{2} & v & & 0 & 0 \\ & & & \ddots & & \\ 0 & 0 & 0 & & v & -\frac{v}{2} \\ \frac{v}{2} & 0 & 0 & & -\frac{v}{2} & v \end{pmatrix} + \frac{1}{2} \begin{pmatrix} w_0 & 0 & 0 & & 0 & 0 \\ 0 & \Delta_1 x^{(1)} & 0 & & 0 & 0 \\ 0 & 0 & \Delta_1 x^{(2)} & & 0 & 0 \\ & & & \ddots & & \\ 0 & & & & \Delta_1 x^{(N-2)} & 0 \\ 0 & & & & 0 & \Delta_1 x^{(N-1)} \end{pmatrix} \\
 &= \frac{1}{2} \begin{pmatrix} w_v & -\frac{v}{2} & 0 & & 0 & \frac{v}{2} \\ -\frac{v}{2} & v + \Delta_1 x^{(1)} & -\frac{v}{2} & & 0 & 0 \\ 0 & -\frac{v}{2} & v + \Delta_1 x^{(2)} & & -\frac{v}{2} & 0 \\ & & & \ddots & & \\ 0 & 0 & 0 & & v + \Delta_1 x^{(N-2)} & -\frac{v}{2} \\ \frac{v}{2} & 0 & 0 & & -\frac{v}{2} & v + \Delta_1 x^{(N-1)} \end{pmatrix},
 \end{aligned}$$

so that

$$\begin{aligned}
 \mu(f) &= 2 \begin{pmatrix} w_v & -\frac{v}{2} & 0 & & 0 & \frac{v}{2} \\ -\frac{v}{2} & v + \Delta_1 x^{(1)} & -\frac{v}{2} & & 0 & 0 \\ 0 & -\frac{v}{2} & v + \Delta_1 x^{(2)} & & -\frac{v}{2} & 0 \\ & & & \ddots & & \\ 0 & 0 & 0 & & v + \Delta_1 x^{(N-2)} & -\frac{v}{2} \\ \frac{v}{2} & 0 & 0 & & -\frac{v}{2} & v + \Delta_1 x^{(N-1)} \end{pmatrix}^{-1} (A^{-1})^T \tilde{\mathcal{E}}_X f \\
 &= 2 \begin{pmatrix} w_v & b^T \\ b & T_v \end{pmatrix}^{-1} (A^{-1})^T \tilde{\mathcal{E}}_X f,
 \end{aligned} \tag{10.16}$$

where, using the **forward difference operator** Δ_1 ,

$$T_v := \begin{pmatrix} v + \Delta_1 x^{(1)} & -\frac{v}{2} & 0 & & 0 & 0 \\ -\frac{v}{2} & v + \Delta_1 x^{(2)} & -\frac{v}{2} & & 0 & 0 \\ 0 & -\frac{v}{2} & v + \Delta_1 x^{(3)} & & 0 & 0 \\ & & & \ddots & & \\ 0 & 0 & 0 & & v + \Delta_1 x^{(N-2)} & -\frac{v}{2} \\ 0 & 0 & 0 & & -\frac{v}{2} & v + \Delta_1 x^{(N-1)} \end{pmatrix}, \tag{10.17}$$

$$b := \frac{v}{2} \beta, \tag{10.18}$$

$$\beta := (-1 \ 0 \ 0 \ 1)^T, \quad \text{size } \beta = N - 1 \times 1. \tag{10.19}$$

Further, from 10.10,

$$\begin{aligned}
 (A^{-1})^T \tilde{\mathcal{E}}_X f &= \frac{1}{2} \begin{pmatrix} 1 & 0 & 0 & & 0 & 1 \\ -1 & 1 & 0 & & 0 & 0 \\ 0 & -1 & 1 & & 0 & 0 \\ & & & \ddots & & \\ 0 & 0 & 0 & & 1 & 0 \\ 0 & 0 & 0 & & -1 & 1 \end{pmatrix} \begin{pmatrix} f(x^{(1)}) \\ f(x^{(2)}) \\ f(x^{(3)}) \\ \vdots \\ f(x^{(N-1)}) \\ f(x^{(N)}) \end{pmatrix} = \frac{1}{2} \begin{pmatrix} f(x^{(1)}) + f(x^{(N)}) \\ \Delta_1 f(x^{(1)}) \\ \Delta_1 f(x^{(2)}) \\ \vdots \\ \Delta_1 f(x^{(N-2)}) \\ \Delta_1 f(x^{(N-1)}) \end{pmatrix} \\
 &= \frac{1}{2} \begin{pmatrix} f(x^{(1)}) + f(x^{(N)}) \\ \Delta_X f \end{pmatrix},
 \end{aligned}$$

where

$$\Delta_X f := \Delta_1 \tilde{\mathcal{E}}_X f := \begin{pmatrix} \Delta_1 f(x^{(1)}) \\ \Delta_1 f(x^{(2)}) \\ \vdots \\ \Delta_1 f(x^{(N-2)}) \\ \Delta_1 f(x^{(N-1)}) \end{pmatrix}, \quad (10.20)$$

so that

$$\mu(f) = \begin{pmatrix} w_v & b^T \\ b & T_v \end{pmatrix}^{-1} \begin{pmatrix} f(x^{(1)}) + f(x^{(N)}) \\ \Delta_X f \end{pmatrix} \quad (10.21)$$

10.2.2 Basis function interpolation

The case $\rho = 0$ corresponds to the basis function interpolant ι . Considering $\rho = 0$ allows us to introduce some notation and results in a simplified context as well as acting as a check. In fact, using equations 10.13 and 10.17 to 10.19,

$$\begin{aligned} \mu(f) &= \begin{pmatrix} w_0 & 0^T \\ 0 & T_0 \end{pmatrix}^{-1} \begin{pmatrix} f(x^{(1)}) + f(x^{(N)}) \\ \Delta_X f \end{pmatrix} \\ &= \begin{pmatrix} w_0 & 0^T \\ 0 & \text{diag}(\Delta_1 X) \end{pmatrix}^{-1} \begin{pmatrix} f(x^{(1)}) + f(x^{(N)}) \\ \Delta_X f \end{pmatrix} \\ &= \begin{pmatrix} \frac{1}{w_0} & 0^T \\ 0 & \text{diag}(1./\Delta_1 X) \end{pmatrix} \begin{pmatrix} f(x^{(1)}) + f(x^{(N)}) \\ \Delta_X f \end{pmatrix} \\ &= \begin{pmatrix} \frac{f(x^{(1)}) + f(x^{(N)})}{2 - (x^{(N)} - x^{(1)})} \\ \tilde{D}_X f \end{pmatrix}, \end{aligned}$$

where we have used the component-wise notation

$$\tilde{D}_X f := \frac{\Delta_X f}{\Delta_1 X} = \left(\frac{f(x^{(k+1)}) - f(x^{(k)})}{x^{(k+1)} - x^{(k)}} \right)_{k=1}^{N-1}. \quad (10.22)$$

We will now need the following result to bound the components of $\tilde{D}_X f$:

Lemma 592 Taylor series expansion Suppose $\Omega = (a, b) \subset \mathbb{R}^1$ and D is the distributional derivative. Then:

Lemma 593 $f \in C_B^{(0)}(\Omega)$ and $Df \in L^\infty(\Omega)$ implies:

$$f(y) = f(x) + (y - x) \int_0^1 (Df)((1-t)x + ty) dt, \quad x, y \in \Omega, \quad (10.23)$$

1. and

$$\left| \frac{f(y) - f(x)}{y - x} \right| \leq \|Df\|_\infty, \quad x, y \in \Omega. \quad (10.24)$$

Proof. Since we are working in one dimension $f \in C_B^{(0)}(\Omega)$ can be easily extended to $f \in C_B^{(0)}(\mathbb{R}^1)$ and then an application of Lemma 85 yields 10.23. Now 10.24 follows directly from 10.23. ■

Since $0 < x^{(N)} - x^{(1)} < 1$, if f lies in the space 10.1 then

$$|\mu_1(f)| \leq \frac{|f(x^{(1)})| + |f(x^{(N)})|}{2 - (x^{(N)} - x^{(1)})} \leq 2 \|f\|_{\infty; \Omega},$$

and applying Lemma 592 gives

$$|\mu'(f)|_{\max} \leq \|Df\|_{\infty; \Omega},$$

so that

$$|\mu(f)|_{\max} \leq 2 \|f\|_{\infty; \Omega} + \|Df\|_{\infty; \Omega}.$$

But the case $x^{(N)} < x \leq \bar{a}$ from 10.6 implies that $\sup_{[a, x^{(1)}]} |D\iota(x)| = \sup_{(x^{(N)}, \bar{a}]} |D\iota(x)|$ and so

$$\|D\iota\|_{\infty; \Omega} \leq 2 \|f\|_{\infty; \Omega} + \|Df\|_{\infty; \Omega}.$$

Thus we have proved:

Theorem 594 Hat basis function interpolation Suppose the data region satisfies $\text{diam } \Omega \leq 1$ and the data function f lies in the space $\{f \in C_B^{(0)}(\Omega) : Df \in L^\infty(\Omega)\}$.

Then the basis function interpolant ι corresponding to the hat basis function Λ satisfies

$$\|D\iota\|_{\infty; \Omega} \leq 2 \|f\|_{\infty; \Omega} + \|Df\|_{\infty; \Omega}. \tag{10.25}$$

Regarding the **scaled** hat basis function:

Corollary 595 Scaled hat basis function interpolation Suppose the data region satisfies $\text{diam } \Omega \leq \lambda$ and the data function f lies in the space $\{f \in C_B^{(0)}(\Omega) : Df \in L^\infty(\Omega)\}$.

Then the basis function interpolant ι corresponding to the scaled hat basis function $\Lambda(\cdot/\lambda)$ satisfies

$$\|D\iota\|_{\infty; \Omega} \leq \frac{2}{\lambda} \|f\|_{\infty; \Omega} + \|Df\|_{\infty; \Omega}. \tag{10.26}$$

Proof. From 10.4 and 10.5 of the introduction to this chapter it follows that $\iota_{1/\lambda}(x) = \iota(\lambda x)$ is the hat basis function interpolant associated with data function $f_{1/\lambda}(x) = f(\lambda x)$ and data $X_\lambda \subset \Omega_\lambda$ satisfying $\text{diam } X_\lambda \leq 1$. By Theorem 594,

$$\begin{aligned} \|D\iota_{1/\lambda}\|_{\infty; \Omega_\lambda} &\leq 2 \|f_{1/\lambda}\|_{\infty; \Omega_\lambda} + \|Df_{1/\lambda}\|_{\infty; \Omega_\lambda} \\ &= 2 \|f\|_{\infty; \Omega} + \|Df_{1/\lambda}\|_{\infty; \Omega_\lambda} \\ &= 2 \|f\|_{\infty; \Omega} + \lambda \|(Df)_{1/\lambda}\|_{\infty; \Omega_\lambda} \\ &= 2 \|f\|_{\infty; \Omega} + \lambda \|Df\|_{\infty; \Omega}, \end{aligned}$$

and since

$$\|D\iota_{1/\lambda}\|_{\infty; \Omega_\lambda} = \lambda \|(D\iota)_{1/\lambda}\|_{\infty; \Omega_\lambda} = \lambda \|D\iota\|_{\infty; \Omega},$$

it follows that

$$\|D\iota\|_{\infty; \Omega} \leq \frac{2}{\lambda} \|f\|_{\infty; \Omega} + \|Df\|_{\infty; \Omega}.$$

■

Remark 596 When $\text{diam } \Omega \leq \lambda$ increasing λ only changes the interpolant when $x < \underline{a}$ and $x > \bar{a}$.

10.2.3 The inverse of a bordered matrix

To calculate μ using 10.21 we will derive the formula 10.30 which expresses the inverse of the bordered matrix $\begin{pmatrix} w_v & b^T \\ b & T_v \end{pmatrix}$ in terms of T_v^{-1} . This in turn leads to the formulas 10.32 and 10.33 which express $\mu(f)$ in terms of the inverse of the matrix T_v which plays a central role in the sequel. Suppose

$$\begin{pmatrix} w_v & b^T \\ b & T_v \end{pmatrix} \begin{pmatrix} z & c^T \\ c & M \end{pmatrix} = \begin{pmatrix} 1 & O \\ O & I \end{pmatrix}. \tag{10.27}$$

Then we have the equations

$$\begin{aligned} w_v z + b \cdot c &= 1, \\ z b + T_v c &= O, \\ w_v c^T + b^T M &= O, \\ b c^T + T_v M &= I. \end{aligned}$$

Thus $c = -zT_v^{-1}b$ and so $w_v z + b \cdot c = w_v z - z b^T T_v^{-1} b = 1$ which implies that

$$\begin{aligned} z &= \frac{1}{w_v - b^T T_v^{-1} b}, \\ c &= -\frac{1}{w_v - b^T T_v^{-1} b} T_v^{-1} b, \end{aligned} \quad (10.28)$$

and

$$\begin{aligned} M &= T_v^{-1} (I - bc^T) = T_v^{-1} \left(I + \frac{1}{w_v - b^T T_v^{-1} b} b (T_v^{-1} b)^T \right) \\ &= T_v^{-1} \left(I + \frac{1}{w_v - b^T T_v^{-1} b} bb^T T_v^{-1} \right). \end{aligned} \quad (10.29)$$

Thus

$$\begin{aligned} \begin{pmatrix} w_v & b^T \\ b & T_v \end{pmatrix}^{-1} &= \begin{pmatrix} z & c^T \\ c & M \end{pmatrix} \\ &= \begin{pmatrix} \frac{1}{w_v - b^T T_v^{-1} b} & \vdots & -\left(\frac{1}{w_v - b^T T_v^{-1} b} T_v^{-1} b\right)^T \\ -\frac{1}{w_v - b^T T_v^{-1} b} T_v^{-1} b & \vdots & T_v^{-1} \left(I + \frac{1}{w_v - b^T T_v^{-1} b} bb^T T_v^{-1} \right) \end{pmatrix} \\ &= \frac{1}{w_v - b^T T_v^{-1} b} \begin{pmatrix} 1 & \vdots & -(T_v^{-1} b)^T \\ -T_v^{-1} b & \vdots & T_v^{-1} ((w_v - b^T T_v^{-1} b) I + bb^T T_v^{-1}) \end{pmatrix} \\ &= \frac{1}{w_v - b^T T_v^{-1} b} \begin{pmatrix} 1 & \vdots & -b^T T_v^{-1} \\ -T_v^{-1} b & \vdots & (w_v - b^T T_v^{-1} b) T_v^{-1} + T_v^{-1} bb^T T_v^{-1} \end{pmatrix}. \end{aligned} \quad (10.30)$$

Check:

$$\begin{aligned} &\begin{pmatrix} w_v & b^T \\ b & T_v \end{pmatrix} \frac{1}{w_v - b^T T_v^{-1} b} \begin{pmatrix} 1 & \vdots & -b^T T_v^{-1} \\ -T_v^{-1} b & \vdots & (w_v - b^T T_v^{-1} b) T_v^{-1} + T_v^{-1} bb^T T_v^{-1} \end{pmatrix} \\ &= \frac{1}{w_v - b^T T_v^{-1} b} \begin{pmatrix} w_v & b^T \\ b & T_v \end{pmatrix} \begin{pmatrix} 1 & \vdots & -b^T T_v^{-1} \\ -T_v^{-1} b & \vdots & (w_v - b^T T_v^{-1} b) T_v^{-1} + T_v^{-1} bb^T T_v^{-1} \end{pmatrix} \\ &= \frac{1}{w_v - b^T T_v^{-1} b} \begin{pmatrix} w_v - b^T T_v^{-1} b & \vdots & -w_v b^T T_v^{-1} + b^T ((w_v - b^T T_v^{-1} b) T_v^{-1} + T_v^{-1} bb^T T_v^{-1}) \\ O & \vdots & -bb^T T_v^{-1} + T (w_v - b^T T_v^{-1} b) T_v^{-1} + bb^T T_v^{-1} \end{pmatrix} \\ &= \frac{1}{w_v - b^T T_v^{-1} b} \begin{pmatrix} w_v - b^T T_v^{-1} b & \vdots & -w_v b^T T_v^{-1} + (w_v - b^T T_v^{-1} b) b^T T_v^{-1} + b^T T_v^{-1} bb^T T_v^{-1} \\ O & \vdots & w_v - b^T T_v^{-1} b \end{pmatrix} \\ &= I_N. \end{aligned}$$

Substituting 10.30 into 10.21:

$$\begin{aligned} \mu(f) &= \begin{pmatrix} w_v & b^T \\ b & T_v \end{pmatrix}^{-1} \begin{pmatrix} f(x^{(1)}) + f(x^{(N)}) \\ \Delta_X f \end{pmatrix} \\ &= \frac{1}{w_v - b^T T_v^{-1} b} \begin{pmatrix} 1 & \vdots & -b^T T_v^{-1} \\ -T_v^{-1} b & \vdots & (w_v - b^T T_v^{-1} b) T_v^{-1} + T_v^{-1} bb^T T_v^{-1} \end{pmatrix} \begin{pmatrix} f(x^{(1)}) + f(x^{(N)}) \\ \Delta_X f \end{pmatrix} \\ &= \frac{1}{w_v - b^T T_v^{-1} b} \begin{pmatrix} f(x^{(1)}) + f(x^{(N)}) - b^T T_v^{-1} \Delta_X f \\ u \end{pmatrix}, \end{aligned}$$

where

$$\begin{aligned}
 u &= - \left(f \left(x^{(1)} \right) + f \left(x^{(N)} \right) \right) T_v^{-1} b + \left((w_v - b^T T_v^{-1} b) T_v^{-1} + T_v^{-1} b b^T T_v^{-1} \right) \Delta_X f \\
 &= - \left(f \left(x^{(1)} \right) + f \left(x^{(N)} \right) \right) T_v^{-1} b + (w_v - b^T T_v^{-1} b) T_v^{-1} \Delta_X f + T_v^{-1} b (b^T T_v^{-1} \Delta_X f) \\
 &= - \left(f \left(x^{(1)} \right) + f \left(x^{(N)} \right) \right) T_v^{-1} b + (w_v - b^T T_v^{-1} b) T_v^{-1} \Delta_X f + (b^T T_v^{-1} \Delta_X f) T_v^{-1} b \\
 &= (w_v - b^T T_v^{-1} b) T_v^{-1} \Delta_X f - \left(f \left(x^{(1)} \right) + f \left(x^{(N)} \right) - b^T T_v^{-1} \Delta_X f \right) T_v^{-1} b,
 \end{aligned}$$

so that

$$\begin{aligned}
 \mu(f) &= \begin{pmatrix} \frac{f(x^{(1)})+f(x^{(N)})-b^T T_v^{-1} \Delta_X f}{w_v - b^T T_v^{-1} b} \\ T_v^{-1} \Delta_X f - \frac{f(x^{(1)})+f(x^{(N)})-b^T T_v^{-1} \Delta_X f}{w_v - b^T T_v^{-1} b} T_v^{-1} b \end{pmatrix} \tag{10.31} \\
 &= \begin{pmatrix} \mu_1(f) \\ T_v^{-1} \Delta_X f - \mu_1(f) T_v^{-1} b \end{pmatrix} \\
 &= \begin{pmatrix} \mu_1(f) \\ T_v^{-1} (\Delta_X f - \mu_1(f) b) \end{pmatrix}.
 \end{aligned}$$

where

$$\mu_1(f) = \frac{f(x^{(1)}) + f(x^{(N)}) - b^T T_v^{-1} \Delta_X f}{w_v - b^T T_v^{-1} b}, \tag{10.32}$$

$$\mu'(f) := (\mu_k)_{k=2}^N = T_v^{-1} \Delta_X f - \mu_1(f) T_v^{-1} b. \tag{10.33}$$

10.2.4 Replacing $T_v := T(\Delta_1 X; v)$ by $T = T(\frac{1}{v} \Delta_1 X; 1)$

We will simplify the algebra by taking advantage of the partial homogeneity of $T(\cdot; v)$ in v to replace $T_v = T(\Delta_1 X; v)$ by $T = T(\frac{1}{v} \Delta_1 X; 1)$. This yields the equations 10.43 and 10.44 for $\mu(f)$. Next we substitute the value of the sparse vector β and this enables us to express the components of 10.43 and 10.44 in terms of the elements of T^{-1} . Studying determinants of the form $|T(a; 1)|$ is simpler and more compact than studying determinants of the form $|T(a; v)|$ where $a \in \mathbb{R}^n$.

In the last subsection we use Cramer's rule for matrix inversion to express the components of the formulas for $\mu(f)$ (10.43 and 10.44) in terms of the minors of T . These are equations 10.54 to 10.57.

Noting the formula 10.17 for T_v we introduce the following definitions:

Definition 597 Matrix notation Suppose $a = (a_1, \dots, a_n) \in \mathbb{R}^n$.

$$\Delta_1 X := \left(\Delta_1 x^{(k)} \right)_{k=1}^{N-1}, \quad (10.34)$$

$$T(a; v) := \begin{pmatrix} v + a_1 & -\frac{v}{2} & 0 & 0 & 0 \\ -\frac{v}{2} & v + a_2 & -\frac{v}{2} & 0 & 0 \\ 0 & -\frac{v}{2} & v + a_3 & \ddots & 0 \\ & & & \ddots & v + a_{n-1} \\ 0 & 0 & 0 & & -\frac{v}{2} \\ 0 & 0 & 0 & & v + a_n \end{pmatrix}, \quad (10.35)$$

$$T := T\left(\frac{1}{v}\Delta_1 X; 1\right) := T\left(\frac{1}{v}\Delta_1 X\right),$$

$$T_{m:n} := T\left(\frac{1}{v}\left(\Delta_1 x^{(k)}\right)_{k=m}^{n-1}; 1\right) := T\left(\frac{1}{v}\left(\Delta_1 x^{(k)}\right)_{k=m}^{n-1}\right),$$

$$T(a) := T(a; 1),$$

$$a_{m:n} := (a_m, a_{m+1}, \dots, a_n) \text{ if } 1 \leq m \leq n,$$

$$a_{m:n} := (a_m, a_{m-1}, \dots, a_n) \text{ if } 1 \leq n \leq m,$$

$$T_{m:n}(a) := T(a_{m:n}),$$

$$T(a_{1:0}) := 1, \quad (10.36)$$

$$T(a_{n+1:n}) := 1, \quad (10.37)$$

$$0_0 := \{\}, \text{ the empty sequence,}$$

$$T(\{\}) := 0.$$

Minor notation

<u>Matrix</u>	<u>Minors</u>
$T(a; v)$	$M_{i,j}(a; v)$
T	$M_{i,j}$
$T(a)$	$M_{i,j}(a)$

Remark 598 Homogeneity We have the **partial homogeneity** result

$$|T(a; v)| = v^m \left| T\left(\frac{1}{v}a; 1\right) \right|, \quad a \in \mathbb{R}^m, \quad (10.38)$$

and the **homogeneity** result

$$|T(ta; tv)| = t^m |T(a; 1)|, \quad a \in \mathbb{R}^m, \quad (10.39)$$

and so from 10.17,

$$\begin{aligned} T_v &= T(\Delta_1 X; v) = vT\left(\frac{1}{v}\Delta_1 X; 1\right) = vT, \\ T_v^{-1} &= \frac{1}{v}T^{-1}. \end{aligned} \quad (10.40)$$

We now apply equations 10.40 to 10.32 and 10.33. Regarding μ' :

$$T_v^{-1}b = \frac{1}{v}T^{-1}b = \frac{1}{v}T^{-1}\left(\frac{v}{2}\beta\right) = \frac{1}{2}T^{-1}\beta, \quad (10.41)$$

and

$$T_v^{-1}\Delta_X f = \frac{1}{v}T^{-1}\Delta_X f, \quad (10.42)$$

so that

$$\mu'(f) = T_v^{-1}\Delta_X f - \mu_1(f)T_v^{-1}b = \frac{1}{v}T^{-1}\Delta_X f - \frac{1}{2}\mu_1(f)T^{-1}\beta.$$

Regarding μ_1 :

$$b^T T_v^{-1} \Delta_X f = \left(\frac{v}{2}\beta\right)^T \frac{1}{v} T^{-1} \Delta_X f = \frac{1}{2} \beta^T T^{-1} \Delta_X f,$$

and

$$b^T T_v^{-1} b = \left(\frac{v}{2}\beta\right)^T \frac{1}{2} T^{-1} \beta = \frac{v}{4} \beta^T T^{-1} \beta.$$

so equation 10.32 now becomes:

$$\begin{aligned}
\mu_1(f) &= \frac{f(x^{(1)}) + f(x^{(N)}) - b^T T_v^{-1} \Delta_X f}{w_v - b^T T_v^{-1} b} \\
&= \frac{f(x^{(1)}) + f(x^{(N)}) - \frac{1}{2} \beta^T T^{-1} \Delta_X f}{w_v - \frac{v}{2} \beta^T T^{-1} \beta} \\
&= \frac{f(x^{(1)}) + f(x^{(N)}) - \frac{1}{2} \beta^T T^{-1} \Delta_X f}{2 - (x^{(N)} - x^{(1)}) + v - \frac{v}{4} \beta^T T^{-1} \beta} \\
&= \frac{f(x^{(1)}) + f(x^{(N)}) - \frac{1}{2} \beta^T T^{-1} \Delta_X f}{2 - \mathbf{1} \cdot \Delta_1 X + v - \frac{v}{4} \beta^T T^{-1} \beta} \\
&= \frac{1}{v} \frac{f(x^{(1)}) + f(x^{(N)}) - \frac{1}{2} \beta^T T^{-1} \Delta_X f}{\left(\frac{2}{v} - \mathbf{1} \cdot \frac{1}{v} \Delta_1 X + 1\right) - \frac{1}{4} \beta^T T^{-1} \beta}.
\end{aligned}$$

To summarize:

$$\mu_1(f) = \frac{1}{v} \frac{f(x^{(1)}) + f(x^{(N)}) - \frac{1}{2} \beta^T T^{-1} \Delta_X f}{\left(\frac{2}{v} - \mathbf{1} \cdot \frac{1}{v} \Delta_1 X + 1\right) - \frac{1}{4} \beta^T T^{-1} \beta}, \quad (10.43)$$

$$\mu'(f) = (\mu_k(f))_{k=2}^N = \frac{1}{v} T^{-1} \Delta_X f - \frac{1}{2} \mu_1(f) T^{-1} \beta. \quad (10.44)$$

The goal of this chapter is to uniformly bound $\|\mu\|_{\max}$ and we will bound $T^{-1}\beta$ in Section 10.5, bound $\frac{1}{v} T^{-1} \Delta_X f$ in Section 10.6 and bound $\mu_1(f)$ in Subsection 10.7.3.

Now substitute the value of β into the expressions involving T^{-1} in 10.43 and 10.44:

$$T^{-1}\beta = T^{-1} \begin{pmatrix} -1 \\ 0 \\ \vdots \\ 0 \\ 1 \end{pmatrix} = \begin{pmatrix} (T^{-1})_{1,N-1} - (T^{-1})_{1,1} \\ \vdots \\ (T^{-1})_{k,N-1} - (T^{-1})_{k,1} \\ \vdots \\ (T^{-1})_{N-1,N-1} - (T^{-1})_{N-1,1} \end{pmatrix}, \quad (10.45)$$

so

$$(T^{-1}\beta)_k = \left((T^{-1})_{k,N-1} - (T^{-1})_{k,1} \right), \quad 1 \leq k \leq N-1.$$

Also

$$(T^{-1} \Delta_X f)_k = \sum_{n=1}^{N-1} (T^{-1})_{k,n} \Delta_1 f(x^{(n)}).$$

Further

$$\begin{aligned}
\beta^T T^{-1} \beta &= (-1 \ 0 \ \dots \ 0 \ 1) T^{-1} (-1 \ 0 \ \dots \ 0 \ 1)^T \\
&= (T^{-1})_{1,1} - (T^{-1})_{1,N-1} - (T^{-1})_{N-1,1} + (T^{-1})_{N-1,N-1} \\
&= (T^{-1})_{1,1} - 2(T^{-1})_{1,N-1} + (T^{-1})_{N-1,N-1},
\end{aligned}$$

and

$$\beta^T T^{-1} \Delta_X f = (\Delta_X f)^T T^{-1} \beta = \sum_{n=1}^{N-1} \left((T^{-1})_{n,N-1} - (T^{-1})_{n,1} \right) \Delta_1 f(x^{(n)}).$$

To summarize: for $1 \leq k \leq N-1$,

$$(T^{-1}\beta)_k = \left((T^{-1})_{k,N-1} - (T^{-1})_{k,1} \right), \quad (10.46)$$

$$(T^{-1} \Delta_X f)_k = \sum_{n=1}^{N-1} (T^{-1})_{k,n} \Delta_1 f(x^{(n)}), \quad (10.47)$$

$$\beta^T T^{-1} \beta = (T^{-1})_{1,1} - 2(T^{-1})_{1,N-1} + (T^{-1})_{N-1,N-1}, \quad (10.48)$$

$$\beta^T T^{-1} \Delta_X f = \sum_{n=1}^{N-1} \left((T^{-1})_{n,N-1} - (T^{-1})_{n,1} \right) \Delta_1 f(x^{(n)}). \quad (10.49)$$

Remark 599 Suppose $\mu_1(f) = \frac{f(x^{(1)})+f(x^{(N)})-b^T T^{-1} \Delta_X f}{w_v - b^T T^{-1} b}$ is uniformly bounded for all $N \geq 4$.

Then 10.31 implies that μ is uniformly bounded for all $N \geq 4$ iff $T^{-1} \Delta_X f$ and $T^{-1} b$ are uniformly bounded for all $N \geq 4$.

From MATLAB experiments it is reasonable to believe that $\frac{v}{N} T^{-1} \Delta_X f = \rho T^{-1} \Delta_X f$ is uniformly bounded for all $N \geq 4$, $\rho \geq 0$ and all data in Ω .

10.2.5 Applying Cramer's rule

In this subsection we use Cramer's rule for matrix inversion to express the right sides of equations 10.46 to 10.49 in terms of the minors of T . Further, we will also express several of these minors in terms of determinants of principal sub-matrices of T e.g. 10.53.

Cramer's rule states that

$$(T^{-1})_{m,n} = \frac{A_{m,n}}{|T|} = \frac{(-1)^{m+n} M_{m,n}}{|T|}, \quad (10.50)$$

where $A = (A_{m,n})$ is the adjoint, $A_{m,n}$ is the cofactor of the element $T_{m,n}$, $M_{m,n} = M_{n,m}$ denotes the minor. Further, from 10.40 and Definition 597,

$$M_{1,N-1} = \begin{vmatrix} -\frac{1}{2} & 1 + \frac{1}{v} \Delta_1 x^{(2)} & -\frac{1}{2} & & 0 & & 0 \\ 0 & -\frac{1}{2} & 1 + \frac{1}{v} \Delta_1 x^{(3)} & & 0 & & 0 \\ 0 & 0 & -\frac{1}{2} & \ddots & 0 & & 0 \\ & & & \ddots & & & \\ 0 & 0 & 0 & & -\frac{1}{2} & 1 + \frac{1}{v} \Delta_1 x^{(N-3)} & -\frac{1}{2} \\ 0 & 0 & 0 & & 0 & -\frac{1}{2} & 1 + \frac{1}{v} \Delta_1 x^{(N-2)} \\ 0 & 0 & 0 & & 0 & 0 & -\frac{1}{2} \end{vmatrix}. \quad (10.51)$$

so

$$M_{1,N-1} = M_{N-1,1} = \left(-\frac{1}{2}\right)^{N-2}, \quad N \geq 3, \quad (10.52)$$

and using the notation of Definition 597,

$$M_{N-1,N-1} = |T_{1:N-2}|, \quad M_{1,1} = |T_{2:N-1}|. \quad (10.53)$$

Equations 10.46 to 10.49 now become for $1 \leq k \leq N-1$:

$$\begin{aligned} (T^{-1} \beta)_k &= (T^{-1})_{k,N-1} - (T^{-1})_{k,1} = \frac{1}{|T|} \left((-1)^{k-1} \left((-1)^N M_{k,N-1} - M_{k,1} \right) \right) \\ &= (-1)^{k-1} \frac{1}{|T|} \left((-1)^N M_{k,N-1} - M_{k,1} \right), \end{aligned}$$

$$(T^{-1} \Delta_X f)_k = \sum_{n=1}^{N-1} \frac{(-1)^{k+n} M_{k,n} \Delta_1 f(x^{(n)})}{|T|} = \frac{(-1)^k}{|T|} \sum_{n=1}^{N-1} (-1)^n M_{k,n} \Delta_1 f(x^{(n)}),$$

using equations 10.52 and 10.53,

$$\begin{aligned} \beta^T T^{-1} \beta &= (T^{-1})_{1,1} - 2(T^{-1})_{1,N-1} + (T^{-1})_{N-1,N-1} \\ &= \frac{1}{|T|} \left(M_{1,1} - (-1)^N 2M_{1,N-1} + M_{N-1,N-1} \right) \\ &= \frac{1}{|T|} \left(|T_{2:N-1}| - (-1)^N 2 \left(-\frac{1}{2}\right)^{N-2} + |T_{1:N-2}| \right) \\ &= \frac{1}{|T|} \left(|T_{2:N-1}| - \left(\frac{1}{2}\right)^{N-3} + |T_{1:N-2}| \right), \end{aligned}$$

and

$$\begin{aligned} \beta^T T^{-1} \Delta_X f &= \sum_{n=1}^{N-1} \left((T^{-1})_{n,N-1} - (T^{-1})_{n,1} \right) \Delta_1 f \left(x^{(n)} \right) \\ &= \frac{1}{|T|} \sum_{n=1}^{N-1} \left((-1)^{n+N-1} M_{n,N-1} - (-1)^{n+1} M_{n,1} \right) \Delta_1 f \left(x^{(n)} \right) \\ &= \frac{1}{|T|} \sum_{n=1}^{N-1} (-1)^{n-1} \left((-1)^N M_{n,N-1} - M_{n,1} \right) \Delta_1 f \left(x^{(n)} \right). \end{aligned}$$

which we summarize as: for $1 \leq k \leq N - 1$,

$$(T^{-1} \beta)_k = \frac{(-1)^{k-1}}{|T|} \left((-1)^N M_{k,N-1} - M_{k,1} \right), \tag{10.54}$$

$$(T^{-1} \Delta_X f)_k = \frac{(-1)^k}{|T|} \sum_{n=1}^{N-1} (-1)^n M_{k,n} \Delta_1 f \left(x^{(n)} \right), \tag{10.55}$$

$$\beta^T T^{-1} \beta = \frac{1}{|T|} \left(|T_{2:N-1}| - \left(\frac{1}{2} \right)^{N-3} + |T_{1:N-2}| \right), \tag{10.56}$$

$$\beta^T T^{-1} \Delta_X f = \frac{1}{|T|} \sum_{k=1}^{N-1} (-1)^{k-1} \left((-1)^N M_{k,N-1} - M_{k,1} \right) \Delta_1 f \left(x^{(k)} \right). \tag{10.57}$$

These equations will later be substituted in equations 10.43 and 10.44 for $\mu(f)$.

10.3 Calculating the minors of T

Regarding the equations 10.54 to 10.57 derived at the end of the last section, in this section we will derive the expression 10.71 which expresses all the minors of $T(a) = T(a; 1)$ in terms of the products of one or two **principal sub-determinants** $|T(a_{i:j}; 1)|$. These results are summarized in Subsection 10.3.5.

Note that not all the determinant proofs of this section are complete e.g. 10.63.

10.3.1 Calculating the minors $M_{n,1}(a_{1:m})$ and $M_{n,m}(a_{1:m})$

We use the notation of Definition 597.

Example 600 If $a \in \mathbb{R}^{10}$ then

$$|T(a)| = \begin{vmatrix} 1+a_1 & -\frac{1}{2} & 0 & 0 & 0 & 0 & 0 & 0 & 0 & 0 \\ -\frac{1}{2} & 1+a_2 & -\frac{1}{2} & 0 & 0 & 0 & 0 & 0 & 0 & 0 \\ 0 & -\frac{1}{2} & 1+a_3 & -\frac{1}{2} & 0 & 0 & 0 & 0 & 0 & 0 \\ 0 & 0 & -\frac{1}{2} & 1+a_4 & -\frac{1}{2} & 0 & 0 & 0 & 0 & 0 \\ 0 & 0 & 0 & -\frac{1}{2} & 1+a_5 & -\frac{1}{2} & 0 & 0 & 0 & 0 \\ 0 & 0 & 0 & 0 & -\frac{1}{2} & 1+a_6 & -\frac{1}{2} & 0 & 0 & 0 \\ 0 & 0 & 0 & 0 & 0 & -\frac{1}{2} & 1+a_7 & -\frac{1}{2} & 0 & 0 \\ 0 & 0 & 0 & 0 & 0 & 0 & -\frac{1}{2} & 1+a_8 & -\frac{1}{2} & 0 \\ 0 & 0 & 0 & 0 & 0 & 0 & 0 & -\frac{1}{2} & 1+a_9 & -\frac{1}{2} \\ 0 & 0 & 0 & 0 & 0 & 0 & 0 & 0 & -\frac{1}{2} & 1+a_{10} \end{vmatrix}, \tag{10.58}$$

and the minor corresponding to element $(1, 7)$ is

$$\begin{aligned}
M_{1,7}(a) &= \begin{vmatrix} -\frac{1}{2} & 1+a_2 & -\frac{1}{2} & 0 & 0 & 0 & 0 & 0 & 0 \\ 0 & -\frac{1}{2} & 1+a_3 & -\frac{1}{2} & 0 & 0 & 0 & 0 & 0 \\ 0 & 0 & -\frac{1}{2} & 1+a_4 & -\frac{1}{2} & 0 & 0 & 0 & 0 \\ 0 & 0 & 0 & -\frac{1}{2} & 1+a_5 & -\frac{1}{2} & 0 & 0 & 0 \\ 0 & 0 & 0 & 0 & -\frac{1}{2} & 1+a_6 & 0 & 0 & 0 \\ 0 & 0 & 0 & 0 & 0 & -\frac{1}{2} & -\frac{1}{2} & 0 & 0 \\ 0 & 0 & 0 & 0 & 0 & 0 & 1+a_8 & -\frac{1}{2} & 0 \\ 0 & 0 & 0 & 0 & 0 & 0 & -\frac{1}{2} & 1+a_9 & -\frac{1}{2} \\ 0 & 0 & 0 & 0 & 0 & 0 & 0 & -\frac{1}{2} & 1+a_{10} \end{vmatrix} \\
&= -\frac{1}{2} \begin{vmatrix} -\frac{1}{2} & 1+a_3 & -\frac{1}{2} & 0 & 0 & 0 & 0 & 0 \\ 0 & -\frac{1}{2} & 1+a_4 & -\frac{1}{2} & 0 & 0 & 0 & 0 \\ 0 & 0 & -\frac{1}{2} & 1+a_5 & -\frac{1}{2} & 0 & 0 & 0 \\ 0 & 0 & 0 & -\frac{1}{2} & 1+a_6 & 0 & 0 & 0 \\ 0 & 0 & 0 & 0 & -\frac{1}{2} & -\frac{1}{2} & 0 & 0 \\ 0 & 0 & 0 & 0 & 0 & 1+a_8 & -\frac{1}{2} & 0 \\ 0 & 0 & 0 & 0 & 0 & -\frac{1}{2} & 1+a_9 & -\frac{1}{2} \\ 0 & 0 & 0 & 0 & 0 & 0 & -\frac{1}{2} & 1+a_{10} \end{vmatrix} \\
&= \left(-\frac{1}{2}\right)^2 \begin{vmatrix} -\frac{1}{2} & 1+a_4 & -\frac{1}{2} & 0 & 0 & 0 & 0 \\ 0 & -\frac{1}{2} & 1+a_5 & -\frac{1}{2} & 0 & 0 & 0 \\ 0 & 0 & -\frac{1}{2} & 1+a_6 & 0 & 0 & 0 \\ 0 & 0 & 0 & -\frac{1}{2} & -\frac{1}{2} & 0 & 0 \\ 0 & 0 & 0 & 0 & 1+a_8 & -\frac{1}{2} & 0 \\ 0 & 0 & 0 & 0 & -\frac{1}{2} & 1+a_9 & -\frac{1}{2} \\ 0 & 0 & 0 & 0 & 0 & -\frac{1}{2} & 1+a_{10} \end{vmatrix} \\
&= \left(-\frac{1}{2}\right)^3 \begin{vmatrix} -\frac{1}{2} & 1+a_5 & -\frac{1}{2} & 0 & 0 & 0 \\ 0 & -\frac{1}{2} & 1+a_6 & 0 & 0 & 0 \\ 0 & 0 & -\frac{1}{2} & -\frac{1}{2} & 0 & 0 \\ 0 & 0 & 0 & 1+a_8 & -\frac{1}{2} & 0 \\ 0 & 0 & 0 & -\frac{1}{2} & 1+a_9 & -\frac{1}{2} \\ 0 & 0 & 0 & 0 & -\frac{1}{2} & 1+a_{10} \end{vmatrix} \\
&= \left(-\frac{1}{2}\right)^4 \begin{vmatrix} -\frac{1}{2} & 1+a_6 & 0 & 0 & 0 \\ 0 & -\frac{1}{2} & -\frac{1}{2} & 0 & 0 \\ 0 & 0 & 1+a_8 & -\frac{1}{2} & 0 \\ 0 & 0 & -\frac{1}{2} & 1+a_9 & -\frac{1}{2} \\ 0 & 0 & 0 & -\frac{1}{2} & 1+a_{10} \end{vmatrix} \\
&= \left(-\frac{1}{2}\right)^5 \begin{vmatrix} -\frac{1}{2} & -\frac{1}{2} & 0 & 0 \\ 0 & 1+a_8 & -\frac{1}{2} & 0 \\ 0 & -\frac{1}{2} & 1+a_9 & -\frac{1}{2} \\ 0 & 0 & -\frac{1}{2} & 1+a_{10} \end{vmatrix} = \left(-\frac{1}{2}\right)^6 \begin{vmatrix} 1+a_8 & -\frac{1}{2} & 0 \\ -\frac{1}{2} & 1+a_9 & -\frac{1}{2} \\ 0 & -\frac{1}{2} & 1+a_{10} \end{vmatrix} = \\
&= \left(-\frac{1}{2}\right)^6 |T(a_{8:10})|,
\end{aligned}$$

i.e.

$$M_{1,7}(a_{1:10}) = \left(-\frac{1}{2}\right)^6 |T(a_{8:10})|,$$

and in general we assert **without proof** that

$$M_{n,1}(a_{1:m}) = M_{1,n}(a_{1:m}) = \left(-\frac{1}{2}\right)^{n-1} |T(a_{n+1:m})|, \quad 2 \leq n \leq m-1. \tag{10.59}$$

When $a = \frac{1}{v}\Delta_1 X$, in the notation of Definition 597:

$$M_{n,1} = M_{1,n} = \left(-\frac{1}{2}\right)^{n-1} |T(a_{n+1:N-1})|, \quad 2 \leq n \leq N-2. \tag{10.60}$$

Also

$$\begin{aligned} M_{10,7}(a_{1:10}) &= \begin{vmatrix} 1+a_1 & -\frac{1}{2} & 0 & 0 & 0 & 0 & 0 & 0 & 0 & 0 \\ -\frac{1}{2} & 1+a_2 & -\frac{1}{2} & 0 & 0 & 0 & 0 & 0 & 0 & 0 \\ 0 & -\frac{1}{2} & 1+a_3 & -\frac{1}{2} & 0 & 0 & 0 & 0 & 0 & 0 \\ 0 & 0 & -\frac{1}{2} & 1+a_4 & -\frac{1}{2} & 0 & 0 & 0 & 0 & 0 \\ 0 & 0 & 0 & -\frac{1}{2} & 1+a_5 & -\frac{1}{2} & 0 & 0 & 0 & 0 \\ 0 & 0 & 0 & 0 & -\frac{1}{2} & 1+a_6 & 0 & 0 & 0 & 0 \\ 0 & 0 & 0 & 0 & 0 & -\frac{1}{2} & -\frac{1}{2} & 0 & 0 & 0 \\ 0 & 0 & 0 & 0 & 0 & 0 & 1+a_8 & -\frac{1}{2} & 0 & 0 \\ 0 & 0 & 0 & 0 & 0 & 0 & -\frac{1}{2} & 1+a_9 & -\frac{1}{2} & 0 \end{vmatrix} \\ &= -\frac{1}{2} \begin{vmatrix} 1+a_1 & -\frac{1}{2} & 0 & 0 & 0 & 0 & 0 & 0 & 0 & 0 \\ -\frac{1}{2} & 1+a_2 & -\frac{1}{2} & 0 & 0 & 0 & 0 & 0 & 0 & 0 \\ 0 & -\frac{1}{2} & 1+a_3 & -\frac{1}{2} & 0 & 0 & 0 & 0 & 0 & 0 \\ 0 & 0 & -\frac{1}{2} & 1+a_4 & -\frac{1}{2} & 0 & 0 & 0 & 0 & 0 \\ 0 & 0 & 0 & -\frac{1}{2} & 1+a_5 & -\frac{1}{2} & 0 & 0 & 0 & 0 \\ 0 & 0 & 0 & 0 & -\frac{1}{2} & 1+a_6 & 0 & 0 & 0 & 0 \\ 0 & 0 & 0 & 0 & 0 & -\frac{1}{2} & -\frac{1}{2} & 0 & 0 & 0 \\ 0 & 0 & 0 & 0 & 0 & 0 & 1+a_8 & -\frac{1}{2} & 0 & -\frac{1}{2} \end{vmatrix} \\ &= \left(-\frac{1}{2}\right)^2 \begin{vmatrix} 1+a_1 & -\frac{1}{2} & 0 & 0 & 0 & 0 & 0 & 0 \\ -\frac{1}{2} & 1+a_2 & -\frac{1}{2} & 0 & 0 & 0 & 0 & 0 \\ 0 & -\frac{1}{2} & 1+a_3 & -\frac{1}{2} & 0 & 0 & 0 & 0 \\ 0 & 0 & -\frac{1}{2} & 1+a_4 & -\frac{1}{2} & 0 & 0 & 0 \\ 0 & 0 & 0 & -\frac{1}{2} & 1+a_5 & -\frac{1}{2} & 0 & 0 \\ 0 & 0 & 0 & 0 & -\frac{1}{2} & 1+a_6 & 0 & 0 \\ 0 & 0 & 0 & 0 & 0 & -\frac{1}{2} & -\frac{1}{2} & 0 \\ 0 & 0 & 0 & 0 & 0 & 0 & 1+a_8 & -\frac{1}{2} \end{vmatrix} \\ &= \left(-\frac{1}{2}\right)^3 \begin{vmatrix} 1+a_1 & -\frac{1}{2} & 0 & 0 & 0 & 0 \\ -\frac{1}{2} & 1+a_2 & -\frac{1}{2} & 0 & 0 & 0 \\ 0 & -\frac{1}{2} & 1+a_3 & -\frac{1}{2} & 0 & 0 \\ 0 & 0 & -\frac{1}{2} & 1+a_4 & -\frac{1}{2} & 0 \\ 0 & 0 & 0 & -\frac{1}{2} & 1+a_5 & -\frac{1}{2} \\ 0 & 0 & 0 & 0 & -\frac{1}{2} & 1+a_6 \end{vmatrix} \\ &= \left(-\frac{1}{2}\right)^3 |T_{1,6}|, \end{aligned}$$

so that

$$M_{11,7}(a_{1:10}) = \left(-\frac{1}{2}\right)^3 |T(a_{1:5})|,$$

and in general we assert without proof that

$$M_{n,m}(a_{1:m}) = M_{m,n}(a_{1:m}) = \left(-\frac{1}{2}\right)^{m-n} |T(a_{1:n-1})|, \quad 2 \leq n \leq m. \tag{10.61}$$

When $a = \frac{1}{v}\Delta_1 X$, in the notation of Definition 597:

$$M_{n,N-1} = M_{N-1,n} = \left(-\frac{1}{2}\right)^{N-1-n} |T(a_{1:n-1})|, \quad 2 \leq n \leq N-1. \quad (10.62)$$

10.3.2 Calculation of the minors $M_{n,n}$

Example 601 From 10.58,

$$\begin{aligned} |M_{4,4}(a_{1:9})| &= \begin{vmatrix} 1+a_1 & -\frac{1}{2} & 0 & 0 & 0 & 0 & 0 & 0 & 0 \\ -\frac{1}{2} & 1+a_2 & -\frac{1}{2} & 0 & 0 & 0 & 0 & 0 & 0 \\ 0 & -\frac{1}{2} & 1+a_3 & 0 & 0 & 0 & 0 & 0 & 0 \\ 0 & 0 & 0 & 1+a_5 & -\frac{1}{2} & 0 & 0 & 0 & 0 \\ 0 & 0 & 0 & -\frac{1}{2} & 1+a_6 & -\frac{1}{2} & 0 & 0 & 0 \\ 0 & 0 & 0 & 0 & -\frac{1}{2} & 1+a_7 & -\frac{1}{2} & 0 & 0 \\ 0 & 0 & 0 & 0 & 0 & -\frac{1}{2} & 1+a_8 & -\frac{1}{2} & 0 \\ 0 & 0 & 0 & 0 & 0 & 0 & -\frac{1}{2} & 1+a_9 & -\frac{1}{2} \end{vmatrix} \\ &= \begin{vmatrix} 1+a_1 & -\frac{1}{2} & 0 \\ -\frac{1}{2} & 1+a_2 & -\frac{1}{2} \\ 0 & -\frac{1}{2} & 1+a_3 \end{vmatrix} \begin{vmatrix} 1+a_5 & -\frac{1}{2} & 0 & 0 & 0 \\ -\frac{1}{2} & 1+a_6 & -\frac{1}{2} & 0 & 0 \\ 0 & -\frac{1}{2} & 1+a_7 & -\frac{1}{2} & 0 \\ 0 & 0 & -\frac{1}{2} & 1+a_8 & -\frac{1}{2} \\ 0 & 0 & 0 & -\frac{1}{2} & 1+a_9 \end{vmatrix} \\ &= |T(a_{1:3})| |T(a_{5:9})|, \end{aligned}$$

so that we hypothesize, **but do not prove**, that if $m \geq 3$ then

$$M_{n,n}(a_{1:m}) = \begin{cases} |T_{2:m}(a_{1:m})|, & n = 1, \\ |T_{1:n-1}(a_{1:m})| |T_{n+1:m}(a_{1:m})|, & 2 \leq n \leq m-1, \\ |T_{1:m-1}(a_{1:m})|, & n = m. \end{cases} \quad (10.63)$$

Regarding the second determinant:

$$\begin{aligned}
 & \begin{vmatrix} 1+a_1 & -\frac{1}{2} & 0 & 0 & 0 & 0 \\ -\frac{1}{2} & 1+a_2 & -\frac{1}{2} & 0 & 0 & 0 \\ 0 & -\frac{1}{2} & 1+a_3 & 0 & 0 & 0 \\ 0 & 0 & -\frac{1}{2} & \boxed{-\frac{1}{2}} & 0 & 0 \\ 0 & 0 & 0 & \boxed{-\frac{1}{2}} & 1+a_8 & -\frac{1}{2} \\ 0 & 0 & 0 & 0 & -\frac{1}{2} & 1+a_9 \end{vmatrix} = \frac{1}{2} \begin{vmatrix} 1+a_1 & -\frac{1}{2} & 0 & 0 & 0 & 0 \\ -\frac{1}{2} & 1+a_2 & -\frac{1}{2} & 0 & 0 & 0 \\ 0 & -\frac{1}{2} & 1+a_3 & 0 & 0 & 0 \\ 0 & 0 & -\frac{1}{2} & 0 & 0 & 0 \\ 0 & 0 & 0 & \boxed{-\frac{1}{2}} & 1+a_9 & 0 \end{vmatrix} \\
 & = -\frac{1}{2^2} \begin{vmatrix} 1+a_1 & -\frac{1}{2} & 0 & 0 \\ -\frac{1}{2} & 1+a_2 & -\frac{1}{2} & 0 \\ 0 & -\frac{1}{2} & 1+a_3 & 0 \\ 0 & 0 & -\frac{1}{2} & 0 \end{vmatrix} \\
 & = 0,
 \end{aligned}$$

so that

$$M_{5,4}(a_{1:9}) = -\frac{1}{2} \begin{vmatrix} T(a_{1:3}) & O_{3,4} \\ O_{3,4}^T & T(a_{6:9}) \end{vmatrix} = -\frac{1}{2} |T(a_{1:3})| |T(a_{6:9})| = M_{4,5}(a_{1:9}).$$

We hypothesize, **but do not prove**, that

$$M_{n,n+1}(a_{1:m}) = M_{n+1,n}(a) = -\frac{1}{2} |T(a_{1:n-1})| |T(a_{n+1:m})|, \quad 2 \leq n \leq m-2. \quad (10.64)$$

$$\begin{aligned}
 M_{1,2}(a) &= \begin{vmatrix} -\frac{1}{2} & -\frac{1}{2} & 0 & 0 & 0 & 0 & 0 & 0 \\ 0 & 1+a_3 & -\frac{1}{2} & 0 & 0 & 0 & 0 & 0 \\ 0 & -\frac{1}{2} & 1+a_4 & -\frac{1}{2} & 0 & 0 & 0 & 0 \\ 0 & 0 & -\frac{1}{2} & 1+a_5 & -\frac{1}{2} & 0 & 0 & 0 \\ 0 & 0 & 0 & -\frac{1}{2} & 1+a_6 & -\frac{1}{2} & 0 & 0 \\ 0 & 0 & 0 & 0 & -\frac{1}{2} & 1+a_7 & -\frac{1}{2} & 0 \\ 0 & 0 & 0 & 0 & 0 & -\frac{1}{2} & 1+a_8 & -\frac{1}{2} \\ 0 & 0 & 0 & 0 & 0 & 0 & -\frac{1}{2} & 1+a_9 \end{vmatrix} \\
 &= -\frac{1}{2} \begin{vmatrix} 1+a_3 & -\frac{1}{2} & 0 & 0 & 0 & 0 & 0 & 0 \\ -\frac{1}{2} & 1+a_4 & -\frac{1}{2} & 0 & 0 & 0 & 0 & 0 \\ 0 & -\frac{1}{2} & 1+a_5 & -\frac{1}{2} & 0 & 0 & 0 & 0 \\ 0 & 0 & -\frac{1}{2} & 1+a_6 & -\frac{1}{2} & 0 & 0 & 0 \\ 0 & 0 & 0 & -\frac{1}{2} & 1+a_7 & -\frac{1}{2} & 0 & 0 \\ 0 & 0 & 0 & 0 & -\frac{1}{2} & 1+a_8 & -\frac{1}{2} & 0 \\ 0 & 0 & 0 & 0 & 0 & -\frac{1}{2} & 1+a_9 & -\frac{1}{2} \end{vmatrix} \\
 &= -\frac{1}{2} T(a_{3:9}),
 \end{aligned}$$

so

$$M_{2,1}(a_{1:m}) = M_{1,2}(a_{1:m}) = -\frac{1}{2} |T(a_{3:m})|, \quad m \geq 3. \quad (10.65)$$

Further

$$M_{8,9}(a_{1:9}) = \begin{vmatrix} 1+a_1 & -\frac{1}{2} & 0 & 0 & 0 & 0 & 0 & 0 & 0 \\ -\frac{1}{2} & 1+a_2 & -\frac{1}{2} & 0 & 0 & 0 & 0 & 0 & 0 \\ 0 & -\frac{1}{2} & 1+a_3 & -\frac{1}{2} & 0 & 0 & 0 & 0 & 0 \\ 0 & 0 & -\frac{1}{2} & 1+a_4 & -\frac{1}{2} & 0 & 0 & 0 & 0 \\ 0 & 0 & 0 & -\frac{1}{2} & 1+a_5 & -\frac{1}{2} & 0 & 0 & 0 \\ 0 & 0 & 0 & 0 & -\frac{1}{2} & 1+a_6 & -\frac{1}{2} & 0 & 0 \\ 0 & 0 & 0 & 0 & 0 & -\frac{1}{2} & 1+a_7 & 0 & 0 \\ 0 & 0 & 0 & 0 & 0 & 0 & -\frac{1}{2} & 1+a_7 & 0 \\ 0 & 0 & 0 & 0 & 0 & 0 & 0 & -\frac{1}{2} & -\frac{1}{2} \end{vmatrix}$$

$$= -\frac{1}{2} \begin{vmatrix} 1+a_1 & -\frac{1}{2} & 0 & 0 & 0 & 0 & 0 & 0 \\ -\frac{1}{2} & 1+a_2 & -\frac{1}{2} & 0 & 0 & 0 & 0 & 0 \\ 0 & -\frac{1}{2} & 1+a_3 & -\frac{1}{2} & 0 & 0 & 0 & 0 \\ 0 & 0 & -\frac{1}{2} & 1+a_4 & -\frac{1}{2} & 0 & 0 & 0 \\ 0 & 0 & 0 & -\frac{1}{2} & 1+a_5 & -\frac{1}{2} & 0 & 0 \\ 0 & 0 & 0 & 0 & -\frac{1}{2} & 1+a_6 & -\frac{1}{2} & 0 \\ 0 & 0 & 0 & 0 & 0 & -\frac{1}{2} & 1+a_6 & -\frac{1}{2} \\ 0 & 0 & 0 & 0 & 0 & 0 & -\frac{1}{2} & 1+a_7 \end{vmatrix}$$

$$= -\frac{1}{2} T(a_{1:7}),$$

and we hypothesize, **but do not prove**, that

$$M_{m-1,m}(a_{1:m}) = M_{m,m-1}(a) = -\frac{1}{2} |T(a_{1:m-2})|, \quad m \geq 3. \tag{10.66}$$

Thus the equations 10.65, 10.64 and 10.66 combine to give for $m \geq 4$,

$$M_{n,n+1}(a_{1:m}) = \begin{cases} -\frac{1}{2} |T(a_{3:m})|, & n = 1, \\ -\frac{1}{2} |T(a_{1:n-1})| |T(a_{n+2:m})|, & 2 \leq n \leq m-2, \\ -\frac{1}{2} |T(a_{1:m-2})|, & n = m-1, \end{cases} \tag{10.67}$$

and for the special case $m = 3$,

$$M_{n,n+1}(a_{1:3}) = \begin{cases} -\frac{1}{2} |T(a_3)|, & n = 1, \\ -\frac{1}{2} |T(a_1)|, & n = 2, \end{cases} = \begin{cases} -\frac{1}{2} (1+a_3), & n = 1, \\ -\frac{1}{2} (1+a_1), & n = 2. \end{cases} \tag{10.68}$$

but

$$\begin{aligned}
 & \begin{vmatrix} 1+a_1 & -\frac{1}{2} & 0 & 0 & 0 & 0 & 0 \\ -\frac{1}{2} & 1+a_2 & 0 & 0 & 0 & 0 & 0 \\ 0 & 0 & \boxed{1} & 1+a_5 & 0 & 0 & 0 \\ 0 & 0 & 0 & -\frac{1}{2} & -\frac{1}{2} & 0 & 0 \\ 0 & 0 & 0 & 0 & 1+a_7 & -\frac{1}{2} & 0 \\ 0 & 0 & 0 & 0 & -\frac{1}{2} & 1+a_8 & -\frac{1}{2} \\ 0 & 0 & 0 & 0 & 0 & -\frac{1}{2} & 1+a_9 \end{vmatrix} \\
 &= \begin{vmatrix} 1+a_1 & -\frac{1}{2} & 0 & 0 & 0 & 0 & 0 \\ -\frac{1}{2} & 1+a_2 & 0 & 0 & 0 & 0 & 0 \\ 0 & 0 & -\frac{1}{2} & -\frac{1}{2} & 0 & 0 & 0 \\ 0 & 0 & 0 & 1+a_7 & -\frac{1}{2} & 0 & 0 \\ 0 & 0 & 0 & -\frac{1}{2} & 1+a_8 & -\frac{1}{2} & 0 \\ 0 & 0 & 0 & 0 & -\frac{1}{2} & 1+a_9 & 0 \end{vmatrix} \\
 &\text{col 4} = \text{col 4} - \text{col 3} \implies \\
 &= \begin{vmatrix} 1+a_1 & -\frac{1}{2} & 0 & 0 & 0 & 0 & 0 \\ -\frac{1}{2} & 1+a_2 & 0 & 0 & 0 & 0 & 0 \\ 0 & 0 & \boxed{-\frac{1}{2}} & 0 & 0 & 0 & 0 \\ 0 & 0 & 0 & 1+a_7 & -\frac{1}{2} & 0 & 0 \\ 0 & 0 & 0 & -\frac{1}{2} & 1+a_8 & -\frac{1}{2} & 0 \\ 0 & 0 & 0 & 0 & -\frac{1}{2} & 1+a_9 & 0 \end{vmatrix} \\
 &= -\frac{1}{2} \begin{vmatrix} 1+a_1 & -\frac{1}{2} & 0 & 0 & 0 & 0 \\ -\frac{1}{2} & 1+a_2 & 0 & 0 & 0 & 0 \\ 0 & 0 & \boxed{1} & 0 & 0 & 0 \\ 0 & 0 & 0 & 1+a_7 & -\frac{1}{2} & 0 \\ 0 & 0 & 0 & -\frac{1}{2} & 1+a_8 & -\frac{1}{2} \\ 0 & 0 & 0 & 0 & -\frac{1}{2} & 1+a_9 \end{vmatrix} \\
 &= -\frac{1}{2} \begin{vmatrix} 1+a_1 & -\frac{1}{2} & 0 & 0 & 0 \\ -\frac{1}{2} & 1+a_2 & 0 & 0 & 0 \\ 0 & 0 & 1+a_7 & -\frac{1}{2} & 0 \\ 0 & 0 & -\frac{1}{2} & 1+a_8 & -\frac{1}{2} \\ 0 & 0 & 0 & -\frac{1}{2} & 1+a_9 \end{vmatrix} \\
 &= -\frac{1}{2} \begin{vmatrix} T(a_{1:2}) & O \\ O & T(a_{7:9}) \end{vmatrix} \\
 &= -\frac{1}{2} |T(a_{1:2})| |T(a_{7:9})|,
 \end{aligned}$$

so that

$$M_{3,6}(a_{1:9}) = -\frac{1}{2^3} |T(a_{1:2})| |T(a_{7:9})|.$$

This suggests the hypothesis

$$M_{j,n}(a_{1:m}) = \left(-\frac{1}{2}\right)^{n-j} |T(a_{1:j-1})| |T(a_{n+1:m})|, \quad \begin{cases} 2 \leq j < n-1, \\ n \leq m-1, m \geq 5, \end{cases}$$

which we combine with 10.67 to give

$$M_{j,n}(a_{1:m}) = \left(-\frac{1}{2}\right)^{n-j} |T(a_{1:j-1})| |T(a_{n+1:m})|, \quad \begin{cases} 2 \leq j < n \leq m-1, \\ m \geq 3. \end{cases} \tag{10.69}$$

Example 603 Another example:

Further

$$\begin{aligned}
 & \begin{vmatrix} 1+a_1 & -\frac{1}{2} & 0 & 0 & 0 & 0 & 0 & 0 & 0 & 0 \\ -\frac{1}{2} & 1+a_2 & 0 & 0 & 0 & 0 & 0 & 0 & 0 & 0 \\ 0 & 0 & \boxed{-\frac{1}{2}} & 1+a_5 & -\frac{1}{2} & 0 & 0 & 0 & 0 & 0 \\ 0 & 0 & 0 & -\frac{1}{2} & 1+a_6 & -\frac{1}{2} & 0 & 0 & 0 & 0 \\ 0 & 0 & 0 & 0 & -\frac{1}{2} & 1+a_7 & -\frac{1}{2} & 0 & 0 & 0 \\ 0 & 0 & 0 & 0 & 0 & -\frac{1}{2} & 1+a_8 & 0 & 0 & 0 \\ 0 & 0 & 0 & 0 & 0 & 0 & 1 & 1 & 0 & 0 \\ 0 & 0 & 0 & 0 & 0 & 0 & 0 & 1+a_{10} & -\frac{1}{2} & 0 \\ 0 & 0 & 0 & 0 & 0 & 0 & 0 & -\frac{1}{2} & 1+a_{11} & 0 \end{vmatrix} \\
 &= \begin{vmatrix} 1+a_1 & -\frac{1}{2} \\ -\frac{1}{2} & 1+a_2 \end{vmatrix} \begin{vmatrix} -\frac{1}{2} & 1+a_5 & -\frac{1}{2} & 0 & 0 & 0 & 0 \\ 0 & -\frac{1}{2} & 1+a_6 & -\frac{1}{2} & 0 & 0 & 0 \\ 0 & 0 & -\frac{1}{2} & 1+a_7 & -\frac{1}{2} & 0 & 0 \\ 0 & 0 & 0 & -\frac{1}{2} & 1+a_8 & 0 & 0 \\ 0 & 0 & 0 & 0 & \boxed{1} & \boxed{1} & 0 \\ 0 & 0 & 0 & 0 & 0 & 1+a_{10} & -\frac{1}{2} \\ 0 & 0 & 0 & 0 & 0 & -\frac{1}{2} & 1+a_{11} \end{vmatrix} \\
 &= \begin{vmatrix} 1+a_1 & -\frac{1}{2} \\ -\frac{1}{2} & 1+a_2 \end{vmatrix} \left(\begin{vmatrix} -\frac{1}{2} & 1+a_5 & -\frac{1}{2} & 0 & 0 & 0 \\ 0 & -\frac{1}{2} & 1+a_6 & -\frac{1}{2} & 0 & 0 \\ 0 & 0 & -\frac{1}{2} & 1+a_7 & 0 & 0 \\ 0 & 0 & 0 & -\frac{1}{2} & 0 & 0 \\ 0 & 0 & 0 & 0 & 1+a_{10} & -\frac{1}{2} \\ 0 & 0 & 0 & 0 & -\frac{1}{2} & 1+a_{11} \end{vmatrix} - \begin{vmatrix} -\frac{1}{2} & 1+a_5 & -\frac{1}{2} & 0 & 0 & 0 \\ 0 & -\frac{1}{2} & 1+a_6 & -\frac{1}{2} & 0 & 0 \\ 0 & 0 & -\frac{1}{2} & 1+a_7 & -\frac{1}{2} & 0 \\ 0 & 0 & 0 & -\frac{1}{2} & 1+a_8 & 0 \\ 0 & 0 & 0 & 0 & 0 & \boxed{-\frac{1}{2}} \\ 0 & 0 & 0 & 0 & 0 & 1+a_{11} \end{vmatrix} \right) \\
 &= \begin{vmatrix} 1+a_1 & -\frac{1}{2} \\ -\frac{1}{2} & 1+a_2 \end{vmatrix} \left(\begin{vmatrix} -\frac{1}{2} & 1+a_5 & -\frac{1}{2} & 0 & 0 & 0 \\ 0 & -\frac{1}{2} & 1+a_6 & -\frac{1}{2} & 0 & 0 \\ 0 & 0 & -\frac{1}{2} & 1+a_7 & 0 & 0 \\ 0 & 0 & 0 & -\frac{1}{2} & 0 & 0 \\ 0 & 0 & 0 & 0 & 1+a_{10} & -\frac{1}{2} \\ 0 & 0 & 0 & 0 & -\frac{1}{2} & 1+a_{11} \end{vmatrix} + 0 \right) \\
 &= \begin{vmatrix} 1+a_1 & -\frac{1}{2} \\ -\frac{1}{2} & 1+a_2 \end{vmatrix} \begin{vmatrix} -\frac{1}{2} & 1+a_5 & -\frac{1}{2} & 0 \\ 0 & -\frac{1}{2} & 1+a_6 & -\frac{1}{2} \\ 0 & 0 & -\frac{1}{2} & 1+a_7 \\ 0 & 0 & 0 & -\frac{1}{2} \end{vmatrix} \begin{vmatrix} 1+a_{10} & -\frac{1}{2} \\ -\frac{1}{2} & 1+a_{11} \end{vmatrix} \\
 &= -\frac{1}{2^4} \begin{vmatrix} 1+a_1 & -\frac{1}{2} \\ -\frac{1}{2} & 1+a_2 \end{vmatrix} \begin{vmatrix} 1+a_{10} & -\frac{1}{2} \\ -\frac{1}{2} & 1+a_{11} \end{vmatrix},
 \end{aligned}$$

so that

$$M_{3,9}(a_{1:11}) = \frac{1}{2^6} \begin{vmatrix} 1+a_1 & -\frac{1}{2} \\ -\frac{1}{2} & 1+a_2 \end{vmatrix} \begin{vmatrix} 1+a_{10} & -\frac{1}{2} \\ -\frac{1}{2} & 1+a_{11} \end{vmatrix} = \frac{1}{2^6} T(a_{1:2}) T(a_{10:11}),$$

which supports 10.69.

10.3.5 Minor calculations summary

We summarize the calculations from previous subsections here.

Suppose $a \in \mathbb{R}^m$. Then from 10.59, 10.52, when $m \geq 2$,

$$M_{1,j}(a) = M_{j,1}(a) = \begin{cases} \left(-\frac{1}{2}\right)^{j-1} |T(a_{j+1:m})|, & 1 \leq j \leq m-1, \\ \left(-\frac{1}{2}\right)^{m-1}, & j = m. \end{cases} \tag{10.70}$$

From 10.52 and 10.61, when $m \geq 2$,

$$M_{n,m}(a) = M_{m,n}(a) = \begin{cases} \left(-\frac{1}{2}\right)^{m-1}, & n = 1, \\ \left(-\frac{1}{2}\right)^{m-n} |T(a_{1:n-1})|, & 2 \leq n \leq m. \end{cases}$$

From 10.69: if $m \geq 4$ then

$$M_{j,n}(a_{1:m}) = M_{j,n}(a_{1:m}) = \left(-\frac{1}{2}\right)^{n-j} |T(a_{1:j-1})| |T(a_{n+1:m})|, \quad 2 \leq j < n \leq m-1,$$

From 10.63, if $m \geq 3$ then

$$M_{n,n}(a_{1:m}) = \begin{cases} |T_{2:m}(a_{1:m})|, & n = 1, \\ |T_{1:n-1}(a_{1:m})| |T_{n+1:m}(a_{1:m})|, & 2 \leq n \leq m-1, \\ |T_{1:m-1}(a_{1:m})|, & n = m. \end{cases}$$

and using the notation $T(a_{1:0}) := 1$ and $T(a_{m+1:m}) := 1$ of Definition 597, these formulas can be combined compactly to give

$$\left. \begin{aligned} M_{j,n}(a) &= \left(-\frac{1}{2}\right)^{n-j} |T(a_{1:j-1})| |T(a_{n+1:m})|, \\ M_{n,j}(a) &= M_{j,n}(a). \end{aligned} \right\}, \quad 1 \leq j \leq n \leq m. \tag{10.71}$$

Thus we can conclude that all the minors of $T(a)$ can all be written as the product of one or two principal sub-determinants of $T(a)$ and that the variables are always separated.

When $a = \frac{1}{v} \Delta_1 X := (\Delta_1 x^{(k)})_{k=1}^{N-1}$ the minor formulas 10.71 become

$$\begin{aligned} M_{j,n} &= \left(-\frac{1}{2}\right)^{n-j} |T_{1:j-1}| |T_{n+1:N-1}|, \quad 1 \leq j \leq n \leq N-1, \\ M_{n,j} &= M_{j,n}, \end{aligned} \tag{10.72}$$

where $T_{1:0} := 1$ and $T_{N:N-1} := 1$. These expressions for the minors will later be substituted into equations 10.54 to 10.57.

10.4 A formula for $|T(a)|$

The determinant $|T|$ occurs in the denominator of the formulas 10.54 to 10.57. Now from Definition 597, $T := T(\frac{1}{v} \Delta_1 X; 1)$ and since $\frac{1}{v} \Delta_1 X \in \mathbb{R}^{N-1}$ we will calculate the determinant of $T(a) = T(a; 1)$ for $a \in \mathbb{R}^m$ and $m \geq 1$. More precisely, we will derive a formula for the positive coefficients $c_\beta^{(m)}$ of the monomials a^β in the equation 10.82 for $|T(a)|$. This formula is given in Theorem 610.

Observe that when $m \geq 3$,

$$\begin{aligned} |T(a_{1:m})| &= (1 + a_m) |T(a_{1:m-1})| + \frac{1}{2} \begin{vmatrix} 1 + a_1 & -\frac{1}{2} & 0 & & 0 & 0 & 0 \\ -\frac{1}{2} & 1 + a_2 & -\frac{1}{2} & & 0 & 0 & 0 \\ 0 & -\frac{1}{2} & 1 + a_3 & & 0 & 0 & 0 \\ & & & \ddots & & & \\ 0 & 0 & 0 & & 1 + a_{m-3} & -\frac{1}{2} & 0 \\ 0 & 0 & 0 & & -\frac{1}{2} & 1 + a_{m-2} & -\frac{1}{2} \\ 0 & 0 & 0 & & 0 & 0 & -\frac{1}{2} \end{vmatrix} \\ &= (1 + a_m) |T(a_{1:m-1})| - \frac{1}{4} |T(a_{1:m-2})|, \end{aligned} \tag{10.73}$$

and also

$$|T(a_1)| = 1 + a_1, \quad |T(a_{1:2})| = (1 + a_1)(1 + a_2) - \frac{1}{4}, \tag{10.74}$$

so that in the notation of Definition 597,

$$|T(a_{1:m})| = (1 + a_m) |T(a_{1:m-1})| - \frac{1}{4} |T(a_{1:m-2})|, \quad m \geq 1. \tag{10.75}$$

A well known tridiagonal matrix result is:

Lemma 605

$$|T(0_m)| = \frac{m + 1}{2^m}, \quad m \geq 1. \tag{10.76}$$

Proof. From 10.74 and 10.73 we have the linear difference equation, $|T(0_m)| = |T(0_{m-1})| - \frac{1}{4} |T(0_{m-2})|$ with initial conditions $|T(0_1)| = 1$ and $|T(0_2)| = \frac{3}{4}$. The auxiliary equation has repeated root $\alpha = 1/2$ and since the solution has the form $(A + Bm)\alpha^m$ the initial conditions imply the solution 10.76. ■

Compare this with Lemma 631 below which derives a formula for $T(s1_m)$.

The elementary symmetric functions will prove useful in deriving formulas and bounds for $|T(a)|$:

Definition 606 *Elementary symmetric function* $\sigma_k(x) = \sum_{\substack{0 \leq \alpha \leq 1 \\ |\alpha|=k}} x^\alpha$ *of order* k .

Some properties are:

1. $\sigma_k(tx) = t^k \sigma_k(x)$;
2. $\sum_{k=0}^m \sigma_k(x) = (1 + x)^1$;
3. $\sigma_k(1_m) = \binom{m}{k}$.

Now

$$|T(a_{1:2})| = \frac{3}{4} + (a_1 + a_2) + a_1 a_2 = \frac{3}{4} + \sigma_1(a_{1:2}) + \sigma_2(a_{1:2}), \tag{10.77}$$

so consequently

$$\begin{aligned} |T(a_{1:3})| &= (1 + a_3) |T(a_{1:2})| - \frac{1}{4} |T(a_1)| \\ &= (1 + a_3) \left((1 + a_1)(1 + a_2) - \frac{1}{4} \right) - \frac{1}{4} (1 + a_1) \\ &= (1 + a_1)(1 + a_2)(1 + a_3) - \frac{1}{4} (1 + a_3) - \frac{1}{4} (1 + a_1) \\ &= \frac{1}{2} + \left(a_1 + a_2 + a_3 - \frac{1}{4} a_1 - \frac{1}{4} a_3 \right) + \sigma_2(a_{1:3}) + \sigma_3(a_{1:3}) \\ &= \frac{4}{8} + \left(\frac{3}{4} a_1 + a_2 + \frac{3}{4} a_3 \right) + \sigma_2(a_{1:3}) + \sigma_3(a_{1:3}) \\ &= \frac{4}{8} + \left(\frac{3}{4} a_1 + a_2 + \frac{3}{4} a_3 \right) + \sigma_2(a_{1:3}) + \sigma_3(a_{1:3}). \end{aligned} \tag{10.78}$$

Further

$$\begin{aligned}
& |T(a_{1:4})| \\
&= (1 + a_4) |T(a_{1:3})| - \frac{1}{4} |T(a_{1:2})| \\
&= (1 + a_4) \left(\frac{1}{2} + \left(\frac{3}{4} a_1 + a_2 + \frac{3}{4} a_3 \right) + \sigma_2(a_{1:3}) + \sigma_3(a_{1:3}) \right) - \\
&\quad - \frac{1}{4} \left(\frac{3}{4} + (a_1 + a_2) + a_1 a_2 \right) \\
&= \frac{1}{2} + \left(\frac{3}{4} a_1 + a_2 + \frac{3}{4} a_3 \right) + \sigma_2(a_{1:3}) + \sigma_3(a_{1:3}) + \frac{1}{2} a_4 + \\
&\quad + \left(\frac{3}{4} a_1 + a_2 + \frac{3}{4} a_3 \right) a_4 + \sigma_2(a_{1:3}) a_4 + \sigma_3(a_{1:3}) a_4 - \frac{3}{16} - \frac{1}{4} (a_1 + a_2) - \frac{1}{4} a_1 a_2 \\
&= \frac{5}{16} + \left(\frac{3}{4} a_1 + a_2 + \frac{3}{4} a_3 + \frac{1}{2} a_4 - \frac{1}{4} (a_1 + a_2) \right) + \\
&\quad + \left(\sigma_2(a_{1:3}) + \left(\frac{3}{4} a_1 + a_2 + \frac{3}{4} a_3 \right) a_4 - \frac{1}{4} a_1 a_2 \right) + (\sigma_3(a_{1:3}) + \sigma_2(a_{1:3}) a_4) + \\
&\quad + \sigma_3(a_{1:3}) a_4 \\
&= \frac{5}{16} + \left(\frac{1}{2} a_1 + \frac{3}{4} a_2 + \frac{3}{4} a_3 + \frac{1}{2} a_4 \right) + \\
&\quad + \left(a_1 a_2 + a_1 a_3 + a_2 a_3 + \frac{3}{4} a_1 a_4 + a_2 a_4 + \frac{3}{4} a_3 a_4 - \frac{1}{4} a_1 a_2 \right) + \\
&\quad + \sigma_3(a_{1:4}) + \sigma_4(a_{1:4}) \\
&= \frac{5}{16} + \left(\frac{1}{2} a_1 + \frac{3}{4} a_2 + \frac{3}{4} a_3 + \frac{1}{2} a_4 \right) + \\
&\quad + \left(\frac{3}{4} a_1 a_2 + a_1 a_3 + \frac{3}{4} a_1 a_4 + a_2 a_3 + a_2 a_4 + \frac{3}{4} a_3 a_4 \right) + \\
&\quad + \sigma_3(a_{1:4}) + \sigma_4(a_{1:4}), \tag{10.79}
\end{aligned}$$

and

$$\begin{aligned}
|T(a_{1:5})| &= (1 + a_5) |T(a_{1:4})| - \frac{1}{4} |T(a_{1:3})| \\
&= -\frac{1}{4} |T(a_{1:3})| + |T(a_{1:4})| + |T(a_{1:4})| a_5.
\end{aligned}$$

Now

$$\begin{aligned}
|T(a_{1:4})| &= \frac{5}{16} + \left(\frac{1}{2} a_1 + \frac{3}{4} a_2 + \frac{3}{4} a_3 + \frac{1}{2} a_4 \right) + \\
&\quad + \left(\frac{3}{4} a_1 a_2 + a_1 a_3 + \frac{3}{4} a_1 a_4 + a_2 a_3 + a_2 a_4 + \frac{3}{4} a_3 a_4 \right) + \\
&\quad + \sigma_3(a_{1:4}) + \sigma_4(a_{1:4}),
\end{aligned}$$

and

$$\begin{aligned}
|T(a_{1:4})| a_5 &= 0 + \frac{5}{16} a_5 + \left(\frac{1}{2} a_1 a_5 + \frac{3}{4} a_2 a_5 + \frac{3}{4} a_3 a_5 + \frac{1}{2} a_4 a_5 \right) + \\
&\quad + \left(\frac{3}{4} a_1 a_2 a_5 + a_1 a_3 a_5 + \frac{3}{4} a_1 a_4 a_5 + a_2 a_3 a_5 + a_2 a_4 a_5 + \frac{3}{4} a_3 a_4 a_5 \right) + \\
&\quad + \sigma_3(a_{1:4}) a_5 + \sigma_4(a_{1:4}) a_5,
\end{aligned}$$

and

$$\begin{aligned} -\frac{1}{4}|T(a_{1:3})| &= -\frac{1}{4}\frac{4}{8} - \frac{1}{4}\left(\frac{3}{4}a_1 + a_2 + \frac{3}{4}a_3\right) - \frac{1}{4}\sigma_2(a_{1:3}) - \frac{1}{4}\sigma_3(a_{1:3}) \\ &= -\frac{1}{8} + \left(-\frac{3}{16}a_1 - \frac{1}{4}a_2 - \frac{3}{16}a_3\right) - \frac{1}{4}\sigma_2(a_{1:3}) - \frac{1}{4}\sigma_3(a_{1:3}) \end{aligned}$$

so that

$$\begin{aligned} |T(a_{1:5})| &= \left(\frac{5}{16} + 0 - \frac{1}{8}\right) + \\ &+ \left(\frac{1}{2}a_1 + \frac{3}{4}a_2 + \frac{3}{4}a_3 + \frac{1}{2}a_4\right) + \left(\frac{5}{16}a_5\right) + \left(-\frac{3}{16}a_1 - \frac{1}{4}a_2 - \frac{3}{16}a_3\right) + \\ &+ \left(\frac{3}{4}a_1a_2 + a_1a_3 + \frac{3}{4}a_1a_4 + a_2a_3 + a_2a_4 + \frac{3}{4}a_3a_4 + \right. \\ &\quad \left. + \frac{1}{2}a_1a_5 + \frac{3}{4}a_2a_5 + \frac{3}{4}a_3a_5 + \frac{1}{2}a_4a_5 - \frac{1}{4}\sigma_2(a_{1:3})\right) + \\ &+ \left(\sigma_3(a_{1:4}) + \right. \\ &\quad \left. + \left(\frac{3}{4}a_1a_2a_5 + a_1a_3a_5 + \frac{3}{4}a_1a_4a_5 + a_2a_3a_5 + a_2a_4a_5 + \frac{3}{4}a_3a_4a_5\right) - \frac{1}{4}a_1a_2a_3\right) + \\ &+ \sigma_4(a_{1:4}) + \sigma_3(a_{1:4})a_5 + \\ &+ \sigma_4(a_{1:4})a_5 \\ &= \frac{3}{16} + \left(\frac{5}{16}a_1 + \frac{1}{2}a_2 + \frac{9}{16}a_3 + \frac{1}{2}a_4 + \frac{5}{16}a_5\right) + \\ &+ \left(\frac{1}{2}a_1a_2 + \frac{3}{4}a_1a_3 + \frac{3}{4}a_1a_4 + \frac{3}{4}a_2a_3 + a_2a_4 + \frac{3}{4}a_3a_4 + \right. \\ &\quad \left. + \frac{1}{2}a_1a_5 + \frac{3}{4}a_2a_5 + \frac{3}{4}a_3a_5 + \frac{1}{2}a_4a_5\right) + \\ &+ \left(a_1a_2a_3 + a_1a_2a_4 + a_1a_3a_4 + a_2a_3a_4 + \right. \\ &\quad \left. + \left(\frac{3}{4}a_1a_2a_5 + a_1a_3a_5 + \frac{3}{4}a_1a_4a_5 + a_2a_3a_5 + a_2a_4a_5 + \frac{3}{4}a_3a_4a_5\right) - \frac{1}{4}a_1a_2a_3\right) \\ &+ \sigma_4(a_{1:5}) + \sigma_5(a_{1:5}) \\ &= \frac{3}{16} + \left(\frac{5}{16}a_1 + \frac{1}{2}a_2 + \frac{9}{16}a_3 + \frac{1}{2}a_4 + \frac{5}{16}a_5\right) + \\ &+ \left(\frac{1}{2}a_1a_2 + \frac{3}{4}a_1a_3 + \frac{3}{4}a_1a_4 + \frac{3}{4}a_2a_3 + a_2a_4 + \frac{3}{4}a_3a_4 + \right. \\ &\quad \left. + \frac{1}{2}a_1a_5 + \frac{3}{4}a_2a_5 + \frac{3}{4}a_3a_5 + \frac{1}{2}a_4a_5\right) + \\ &+ \left(\frac{3}{4}a_1a_2a_3 + a_1a_2a_4 + a_1a_3a_4 + a_2a_3a_4 + \right. \\ &\quad \left. + \frac{3}{4}a_1a_2a_5 + a_1a_3a_5 + \frac{3}{4}a_1a_4a_5 + a_2a_3a_5 + a_2a_4a_5 + \frac{3}{4}a_3a_4a_5\right) + \\ &+ \sigma_4(a_{1:5}) + \sigma_5(a_{1:5}), \end{aligned} \tag{10.80}$$

The expressions for the determinants $\{|T(a_{1:k})|\}_{m=1}^5$ obtained above yield the following bounds in terms of the symmetric functions σ_k described in Definition 606:

$$\begin{aligned} |T(a_1)| &= 1 + a_1, \\ |T(a_{1:2})| &= \frac{3}{4} + \sigma_1(a_{1:2}) + \sigma_2(a_{1:2}), \\ \frac{4}{8} + \frac{3}{4}\sigma_1(a_{1:3}) + \sigma_2(a_{1:3}) + \sigma_3(a_{1:3}) &\leq |T(a_{1:3})| \leq \frac{4}{8} + \sigma_1(a_{1:3}) + \sigma_2(a_{1:3}) + \sigma_3(a_{1:3}), \\ \frac{5}{16} + \frac{1}{2}\sigma_1(a_{1:4}) + \frac{3}{4}\sigma_2(a_{1:4}) + \sigma_3(a_{1:4}) + \sigma_4(a_{1:4}) &\leq |T(a_{1:4})| \leq \\ &\frac{5}{16} + \frac{1}{2}\sigma_1(a_{1:4}) + \sigma_2(a_{1:4}) + \sigma_3(a_{1:4}) + \sigma_4(a_{1:4}) \\ \frac{6}{32} + \frac{1}{2}\sigma_1(a_{1:5}) + \frac{1}{2}\sigma_2(a_{1:5}) + \frac{1}{2}\sigma_3(a_{1:5}) + \frac{3}{4}\sigma_4(a_{1:5}) + \sigma_5(a_{1:5}) &\leq |T(a_{1:5})| \leq \\ &\frac{6}{32} + \frac{9}{16}\sigma_1(a_{1:5}) + \sigma_2(a_{1:5}) + \sigma_3(a_{1:5}) + \sigma_4(a_{1:5}) + \sigma_5(a_{1:5}). \end{aligned}$$

10.4.1 A general formula for $|T(a)|$

From the above examples and 10.76 we hypothesize the following representation for $m \geq 1$: if $a \in \mathbb{R}^m$ then

$$|T(a)| = \frac{m+1}{2^m} + \sum_{\substack{\beta \leq \mathbf{1}_m \\ |\beta|=1}} c_\beta^{(m)} a^\beta + \sum_{\substack{\beta \leq \mathbf{1}_m \\ |\beta|=2}} c_\beta^{(m)} a^\beta + \dots + \sum_{\substack{\beta \leq \mathbf{1}_m \\ |\beta|=m-1}} c_\beta^{(m)} a^\beta + \sum_{\substack{\beta \leq \mathbf{1}_m \\ |\beta|=m}} c_\beta^{(m)} a^\beta \tag{10.81}$$

$$= \sum_{k=0}^m \sum_{\beta \leq \mathbf{1}_m, |\beta|=k} c_\beta^{(m)} a^\beta, \quad \text{where } c_{\mathbf{0}}^{(m)} = \frac{m+1}{2^m}, \tag{10.82}$$

and it will be shown in Theorem 610 below that $0 < c_\beta^{(m)} \leq 1$ for all β .
Regarding notation we could write in full

$$|T(a)| = \sum_{k=0}^m \sum_{\substack{\beta \leq \mathbf{1}, |\beta|=k \\ \beta \in \mathbb{Z}_{\oplus}^m}} c_\beta^{(m)} a^\beta = \sum_{k=0}^m \sum_{\substack{0 \leq \beta \leq \mathbf{1}_m \\ |\beta|=k}} c_\beta^{(m)} a^\beta,$$

but since the constants $c_\beta^{(m)}$ always have $\beta \in \mathbb{Z}_{\oplus}^m$ we will omit this restraint and write

$$|T(a)| = \sum_{k=0}^m \sum_{\substack{\beta \leq \mathbf{1} \\ |\beta|=k}} c_\beta^{(m)} a^\beta,$$

except when we have something like $c_{(\beta,1)}^{(m)}$ and then we will use a summation such as $\sum_{\substack{\beta \leq \mathbf{1}, |\beta|=k \\ \beta \in \mathbb{Z}_{\oplus}^{m-1}}}$ or $\sum_{\substack{\beta \leq \mathbf{1}_{m-1} \\ |\beta|=k}}$. Since

all $c_\beta^{(m)}$ also satisfy $\beta \leq \mathbf{1}$ we could omit $\beta \leq \mathbf{1}$ but I choose not to.
Rearranging the summations in 10.82:

$$\begin{aligned} |T(a)| &= \sum_{k=0}^m \sum_{\beta \leq \mathbf{1}_m, |\beta|=k} c_\beta^{(m)} a^\beta = \sum_{k=0}^m \sum_{\beta \leq \mathbf{1}, |\beta|=m-k} c_\beta^{(m)} a^\beta = \sum_{k=0}^m \sum_{\beta \leq \mathbf{1}, |\mathbf{1}-\beta|=k} c_\beta^{(m)} a^\beta \\ &= \sum_{k=0}^m \sum_{\beta \leq \mathbf{1}, |\beta|=k} c_{\mathbf{1}-\beta}^{(m)} a^{1-\beta}. \end{aligned} \tag{10.83}$$

From 10.74, 10.77 and 10.78,

$$\begin{aligned} c_0^{(1)} &= c_1^{(1)} = 1, \\ c_0^{(2)} &= \frac{3}{4}, \quad c_{0,1}^{(2)} = c_{1,0}^{(2)} = 1, \quad c_1^{(2)} = 1, \\ c_0^{(3)} &= \frac{1}{2}, \quad c_{0,0,1}^{(3)} = c_{1,0,0}^{(3)} = \frac{3}{4}, \quad c_{0,1,0}^{(3)} = 1, \quad c_{0,1,1}^{(3)} = c_{1,1,0}^{(3)} = c_{1,0,1}^{(3)} = 1, \quad c_1^{(3)} = 1. \end{aligned} \tag{10.84}$$

The calculations below will prove Theorem 610 and along the way formulas for special $c_\beta^{(m)}$ and bounds for the $c_\beta^{(m)}$ e.g. 10.98 and 10.100 as well as the bounds in the next subsection.
Using 10.82 and the iterative formula 10.75 i.e.

$$|T(a_{1:m})| = (1 + a_m) |T(a_{1:m-1})| - \frac{1}{4} |T(a_{1:m-2})|, \quad m \geq 3,$$

we have for $m \geq 4$:

$$\begin{aligned}
& \frac{m+1}{2^m} + \sum_{k=1}^m \sum_{\beta \leq \mathbf{1}, |\beta|=k} c_\beta^{(m)} a^\beta \tag{10.85} \\
&= (1+a_m) \left(\frac{m}{2^{m-1}} + \sum_{k=1}^{m-1} \sum_{\substack{\gamma \leq \mathbf{1} \\ |\gamma|=k}} c_\gamma^{(m-1)} a_{1:m-1}^\gamma \right) - \frac{1}{4} \left(\frac{m-1}{2^{m-2}} + \sum_{k=1}^{m-2} \sum_{\substack{\delta \leq \mathbf{1} \\ |\delta|=k}} c_\delta^{(m-2)} a_{1:m-2}^\delta \right) \\
&= \frac{m}{2^{m-1}} + \sum_{k=1}^{m-1} \sum_{\gamma \leq \mathbf{1}, |\gamma|=k} c_\gamma^{(m-1)} a_{1:m-1}^\gamma + \frac{m}{2^{m-1}} a_m + \sum_{k=1}^{m-1} a_m \sum_{\gamma \leq \mathbf{1}, |\gamma|=k} c_\gamma^{(m-1)} a_{1:m-1}^\gamma \\
&\quad - \frac{m-1}{2^m} - \frac{1}{4} \sum_{k=1}^{m-2} \sum_{\delta \leq \mathbf{1}, |\delta|=k} c_\delta^{(m-2)} a_{1:m-2}^\delta \\
&= \left(\frac{m+1}{2^m} + \frac{m}{2^{m-1}} a_m \right) + \sum_{k=1}^{m-1} \sum_{\gamma \leq \mathbf{1}, |\gamma|=k} c_\gamma^{(m-1)} a_{1:m-1}^\gamma + \sum_{k=2}^m a_m \sum_{\gamma \leq \mathbf{1}, |\gamma|=k-1} c_\gamma^{(m-1)} a_{1:m-1}^\gamma \\
&\quad - \frac{1}{4} \sum_{k=1}^{m-2} \sum_{\delta \leq \mathbf{1}, |\delta|=k} c_\delta^{(m-2)} a_{1:m-2}^\delta \\
&= \left(\frac{m+1}{2^m} + \frac{m}{2^{m-1}} a_m \right) + \sum_{k=1}^{m-1} \sum_{\gamma \leq \mathbf{1}, |\gamma|=k} c_\gamma^{(m-1)} a_{1:m-1}^\gamma + \sum_{k=2}^{m-2} \sum_{\gamma \leq \mathbf{1}, |\gamma|=k} c_\gamma^{(m-1)} a_{1:m-1}^\gamma \\
&\quad + \sum_{k=m-1} \sum_{\gamma \leq \mathbf{1}, |\gamma|=k} c_\gamma^{(m-1)} a_{1:m-1}^\gamma \\
&\quad + \sum_{k=2}^{m-2} a_m \sum_{\gamma \leq \mathbf{1}, |\gamma|=k-1} c_\gamma^{(m-1)} a_{1:m-1}^\gamma + \sum_{k=m-1}^m a_m \sum_{\gamma \leq \mathbf{1}, |\gamma|=k-1} c_\gamma^{(m-1)} a_{1:m-1}^\gamma \\
&\quad - \frac{1}{4} \sum_{k=1}^{m-2} \sum_{\delta \leq \mathbf{1}, |\delta|=k} c_\delta^{(m-2)} a_{1:m-2}^\delta - \frac{1}{4} \sum_{k=2}^{m-2} \sum_{\delta \leq \mathbf{1}, |\delta|=k} c_\delta^{(m-2)} a_{1:m-2}^\delta \\
&= \frac{m+1}{2^m} + \frac{m}{2^{m-1}} a_m + \sum_{\substack{\gamma \leq \mathbf{1} \\ |\gamma|=1}} c_\gamma^{(m-1)} a_{1:m-1}^\gamma + \sum_{k=2}^{m-2} \sum_{\substack{\gamma \leq \mathbf{1} \\ |\gamma|=k}} c_\gamma^{(m-1)} a_{1:m-1}^\gamma + \sum_{\substack{\gamma \leq \mathbf{1} \\ |\gamma|=m-1}} c_\gamma^{(m-1)} a_{1:m-1}^\gamma \\
&\quad + \sum_{k=2}^{m-2} a_m \sum_{\gamma \leq \mathbf{1}, |\gamma|=k-1} c_\gamma^{(m-1)} a_{1:m-1}^\gamma + a_m \sum_{\gamma \leq \mathbf{1}, |\gamma|=m-2} c_\gamma^{(m-1)} a_{1:m-2}^\gamma \\
&\quad + a_m \sum_{\gamma \leq \mathbf{1}, |\gamma|=m-1} c_\gamma^{(m-1)} a_{m-1}^\gamma - \frac{1}{4} \sum_{\delta \leq \mathbf{1}, |\delta|=1} c_\delta^{(m-2)} a_{1:m-2}^\delta - \frac{1}{4} \sum_{k=2}^{m-2} \sum_{\delta \leq \mathbf{1}, |\delta|=k} c_\delta^{(m-2)} a_{1:m-2}^\delta \\
&= \frac{m+1}{2^m} + \frac{m}{2^{m-1}} a_m + \sum_{\gamma \leq \mathbf{1}, |\gamma|=1} c_\gamma^{(m-1)} a_{1:m-1}^\gamma - \frac{1}{4} \sum_{\delta \leq \mathbf{1}, |\delta|=1} c_\delta^{(m-2)} a_{1:m-2}^\delta \\
&\quad + \sum_{k=2}^{m-2} \left(\sum_{\gamma \leq \mathbf{1}, |\gamma|=k} c_\gamma^{(m-1)} a_{1:m-1}^\gamma - \frac{1}{4} \sum_{\delta \leq \mathbf{1}, |\delta|=k} c_\delta^{(m-2)} a_{1:m-2}^\delta + a_m \sum_{\gamma \leq \mathbf{1}, |\gamma|=k-1} c_\gamma^{(m-1)} a_{1:m-1}^\gamma \right) \\
&\quad + \sum_{\gamma \leq \mathbf{1}, |\gamma|=m-1} c_\gamma^{(m-1)} a_{1:m-1}^\gamma + a_m \sum_{\gamma \leq \mathbf{1}, |\gamma|=m-2} c_\gamma^{(m-1)} a_{1:m-1}^\gamma + a_m \sum_{\gamma \leq \mathbf{1}, |\gamma|=m-1} c_\gamma^{(m-1)} a_{1:m-1}^\gamma,
\end{aligned}$$

But from 10.78, 10.79 and 10.80,

$$c_{\beta}^{(m)} = 1 \text{ when } \mathbf{0} \leq \beta \leq \mathbf{1}, |\beta| = m - 1 \text{ and } 4 \leq m \leq 5,$$

so the multi-index identity

$$\sum_{\beta \leq \mathbf{1}, |\beta|=m-1} a^{\beta} = a_1 a_2 \dots a_{m-1} + a_m \sum_{\gamma \leq \mathbf{1}, |\gamma|=m-2} a_{1:m-1}^{\gamma}, \quad m \geq 4,$$

implies

$$c_{\beta}^{(m)} = 1 \text{ when } \mathbf{0} \leq \beta \leq \mathbf{1}, |\beta| = m - 1 \text{ and } m \geq 4. \tag{10.92}$$

But from 10.84 $c_{0,1,1}^{(3)} = c_{1,1,0}^{(3)} = c_{1,0,1}^{(3)} = 1$ and $c_{0,1}^{(2)} = c_{1,0}^{(2)} = 1$ and $c_0^{(1)} = 1$ so 10.92 can be extended to

$$c_{\beta}^{(m)} = 1 \text{ when } \mathbf{0} \leq \beta \leq \mathbf{1}, |\beta| = m - 1 \text{ and } m \geq 1. \tag{10.93}$$

Next consider 10.87 These equations can be written

$$\begin{aligned} & c_{i_1}^{(m)} a_1 + c_{i_2}^{(m)} a_2 + \dots + c_{i_m}^{(m)} a_m \\ &= \left(c_{i_1}^{(m-1)} a_1 + c_{i_2}^{(m-1)} a_2 + \dots + c_{i_{m-1}}^{(m-1)} a_{m-1} \right) - \\ & \quad - \frac{1}{4} \left(c_{i_1}^{(m-2)} a_1 + c_{i_2}^{(m-2)} a_2 + \dots + c_{i_{m-2}}^{(m-2)} a_{m-2} \right) + \frac{m}{2^{m-1}} a_m \\ &= \left(c_{i_1}^{(m-1)} - \frac{1}{4} c_{i_1}^{(m-2)} \right) a_1 + \left(c_{i_2}^{(m-1)} - \frac{1}{4} c_{i_2}^{(m-2)} \right) a_2 + \dots + \left(c_{i_{m-2}}^{(m-1)} - \frac{1}{4} c_{i_{m-2}}^{(m-2)} \right) a_{m-2} + \\ & \quad + c_{i_{m-1}}^{(m-1)} a_{m-1} + \frac{m}{2^{m-1}} a_m, \end{aligned}$$

which implies that for $m \geq 4$,

$$\begin{aligned} c_{i_1}^{(m)} &= c_{i_1}^{(m-1)} - \frac{1}{4} c_{i_1}^{(m-2)}, \\ c_{i_2}^{(m)} &= c_{i_2}^{(m-1)} - \frac{1}{4} c_{i_2}^{(m-2)}, \\ & \vdots \\ c_{i_{m-2}}^{(m)} &= c_{i_{m-2}}^{(m-1)} - \frac{1}{4} c_{i_{m-2}}^{(m-2)}, \\ c_{i_{m-1}}^{(m)} &= c_{i_{m-1}}^{(m-1)}, \\ c_{i_m}^{(m)} &= \frac{m}{2^{m-1}}. \end{aligned}$$

or more compactly

$$c_{i_k}^{(m)} = \begin{cases} c_{i_k}^{(m-1)} - \frac{1}{4} c_{i_k}^{(m-2)}, & k \leq m - 2, \\ c_{i_{m-1}}^{(m-1)}, & k = m - 1, \\ \frac{m}{2^{m-1}}, & k = m, \end{cases} \quad m \geq 4. \tag{10.94}$$

But from 10.84,

$$\begin{aligned} c_0^{(1)} &= c_{i_1}^{(1)} = 1, \\ c_0^{(2)} &= \frac{3}{4}, \quad c_{i_1}^{(2)} = c_{i_2}^{(2)} = 1, \quad c_1^{(2)} = 1, \\ c_0^{(3)} &= \frac{1}{2}, \quad c_{i_1}^{(3)} = c_{i_3}^{(3)} = \frac{3}{4}, \quad c_{i_2}^{(3)} = 1, \quad c_{1,1,0}^{(3)} = c_{1,0,1}^{(3)} = c_{0,1,1}^{(3)} = 1, \quad c_1^{(3)} = 1, \end{aligned} \tag{10.95}$$

so by inspection 10.94 can be extended to:

$$\begin{aligned} \boxed{m = 1} & \text{ Only } c_{i_m}^{(m)} = \frac{m}{2^{m-1}} \text{ holds since } c_{i_1}^{(1)} = \frac{1}{2^{1-1}} = 1. \\ \boxed{m = 2} & c_{i_{m-1}}^{(m)} = c_{i_{m-1}}^{(m-1)} \text{ holds since } c_{i_1}^{(2)} = c_{i_1}^{(1)} = 1 \text{ and } c_{i_m}^{(m)} = \frac{m}{2^{m-1}} \text{ holds since } c_{i_2}^{(2)} = \frac{2}{2} = 1. \end{aligned}$$

$\boxed{m = 3}$ All equations hold: we have $k = 1$ and $c_{i_1}^{(3)} = c_{i_1}^{(2)} - \frac{1}{4}c_{i_1}^{(1)} = \frac{3}{4}$, $c_{i_2}^{(3)} = c_{i_2}^{(2)} = 1$ and $c_{i_3}^{(3)} = \frac{3}{4}$.

Thus 10.94 can be extended to:

$$c_{i_k}^{(m)} = \begin{cases} c_{i_k}^{(m-1)} - \frac{1}{4}c_{i_k}^{(m-2)}, & k \leq m-2, \quad m \geq 3, \\ c_{i_{m-1}}^{(m-1)}, & k = m-1, \quad m \geq 2, \\ \frac{m}{2^{m-1}}, & k = m, \quad m \geq 1, \end{cases}$$

which further simplifies to

$$c_{i_k}^{(m)} = \begin{cases} c_{i_k}^{(m-1)} - \frac{1}{4}c_{i_k}^{(m-2)}, & k \leq m-2, \quad m \geq 3, \\ \frac{m-1}{2^{m-2}}, & k = m-1, \quad m \geq 2, \\ \frac{m}{2^{m-1}}, & k = m, \quad m \geq 1. \end{cases} \tag{10.96}$$

For each k , 10.96 can be interpreted as a second order difference equation for $c_{i_k}^{(m)}$ in terms of m . In fact, for given $k \geq 1$,

$$\begin{aligned} c_{i_k}^{(m)} &= c_{i_k}^{(m-1)} - \frac{1}{4}c_{i_k}^{(m-2)}, \quad m \geq k+2, \\ c_{i_k}^{(k+1)} &= c_{i_k}^{(k)} = \frac{k}{2^{k-1}}. \end{aligned} \tag{10.97}$$

The auxiliary equation is $x^2 - x + 1/4$ which has the single zero $1/2$ so the solution has the form

$$c_{i_k}^{(m)} = \frac{1}{2^m} (A_k + B_k m).$$

The initial conditions imply

$$\frac{k}{2^{k-1}} = \frac{1}{2^k} (A_k + B_k k) = \frac{1}{2^{k+1}} (A_k + B_k (k+1)),$$

so that $2(A_k + B_k k) = A_k + B_k (k+1)$ and $2k = A_k + B_k k$ i.e. $B_k = 2k$ and $A_k = 2k(1-k)$ and hence

$$c_{i_k}^{(m)} = \frac{1}{2^m} (2k(1-k) + 2km) = \frac{k}{2^{m-1}} (m+1-k). \tag{10.98}$$

Regarding upper and lower bounds for $c_{i_k}^{(m)}$ for each m . Since $x(m+1-x)$ has a maximum at $x = \frac{m+1}{2}$ it follows that when m is odd, $\operatorname{argmax}_k c_{i_k}^{(m)} = \frac{m+1}{2}$ and $\max_k c_{i_k}^{(m)} = \frac{\frac{m+1}{2}}{2^{\frac{m-1}{2}}} (m+1 - \frac{m+1}{2}) = \frac{(m+1)^2}{2^{m+1}}$. Also, if m is even, $\operatorname{argmax}_k c_{i_k}^{(m)} = \{\frac{m}{2}, \frac{m}{2} + 1\}$ and $\max_k c_{i_k}^{(m)} = \frac{m/2}{2^{\frac{m-1}{2}}} (m+1 - \frac{m}{2}) = \frac{m}{2^m} (\frac{m}{2} + 1)$.

Further, $\operatorname{argmin}_k c_{i_k}^{(m)} = \{1, m\}$ and $\min_k c_{i_k}^{(m)} = \frac{m}{2^{m-1}}$. In summary

$$\begin{aligned} \max_k c_{i_k}^{(m)} &= \frac{m}{2^m} (\frac{m}{2} + 1), & \operatorname{argmax}_k c_{i_k}^{(m)} &= \begin{cases} \frac{m+1}{2}, & m \text{ odd}, \\ \frac{(m+1)^2}{2^{m+1}}, & m \text{ even}, \end{cases} \\ \min_k c_{i_k}^{(m)} &= \frac{m}{2^{m-1}}, & \operatorname{argmin}_k c_{i_k}^{(m)} &= \{1, m\}, \end{aligned} \tag{10.99}$$

so that

$$\frac{m}{2^{m-1}} \leq c_{i_k}^{(m)} \leq \frac{m}{2^m} (\frac{m}{2} + 1), \quad 1 \leq k \leq m, \quad m \geq 1. \tag{10.100}$$

So we have considered the cases $c_{i_k}^{(m)}$ where $|\beta| = 1$ (10.122), $|\beta| = m-1$ (10.93) and $|\beta| = m$ (10.91).

$\boxed{\text{Now to consider the most complex equation 10.88}}$ i.e. when $2 \leq k \leq m-2$ and $m \geq 4$,

$$\sum_{\beta \leq \mathbf{1}, |\beta|=k} c_{\beta}^{(m)} a^{\beta} = \sum_{\gamma \leq \mathbf{1}, |\gamma|=k} c_{\gamma}^{(m-1)} a^{\gamma} - \frac{1}{4} \sum_{\delta \leq \mathbf{1}, |\delta|=k} c_{\delta}^{(m-2)} a^{\delta} + a_m \sum_{\gamma \leq \mathbf{1}, |\gamma|=k-1} c_{\gamma}^{(m-1)} a^{\gamma}.$$

Definition 607 Alternative notation $e_\gamma^{(m)}$: We will use the following alternative notation which is very useful for examples: since in $c_\beta^{(m)}$ we always have $0 \leq \beta \leq 1_m$ an alternative and more compact notation $e_\gamma^{(m)} = c_\beta^{(m)}$ uses the subscripts of $e_\gamma^{(m)}$ to give the locations of the 1s in β e.g. in 10.79,

$$e_{1,2}^{(4)} = \frac{1}{2}, \quad e_{1,3}^{(4)} = 1, \quad e_{1,4}^{(4)} = \frac{3}{4}, \quad e_{2,3}^{(4)} = 1, \quad e_{2,4}^{(4)} = 1, \quad e_{3,4}^{(4)} = \frac{3}{4}, \quad (10.101)$$

where $e_{1,2}^{(4)} = c_{\mathbf{i}_1+\mathbf{i}_2}^{(4)}$, $e_{1,3}^{(4)} = c_{\mathbf{i}_1+\mathbf{i}_3}^{(4)}$ etc. and $e_{m,n}^{(4)} = c_{\mathbf{i}_m+\mathbf{i}_n}^{(4)}$ and in general

$$e_{k_1,k_2,\dots,k_n}^{(m)} = c_{\mathbf{i}_{k_1}+\mathbf{i}_{k_2}+\dots+\mathbf{i}_{k_n}}^{(m)}. \quad (10.102)$$

From 10.80,

$$\begin{aligned} e_{1,2}^{(5)} &= \frac{1}{2}, & e_{1,3}^{(5)} &= \frac{3}{4}, & e_{1,4}^{(5)} &= \frac{3}{4}, & e_{1,5}^{(5)} &= \frac{1}{2}, \\ e_{2,3}^{(5)} &= \frac{3}{4}, & e_{2,4}^{(5)} &= 1, & e_{2,5}^{(5)} &= \frac{3}{4}, \\ e_{3,4}^{(5)} &= \frac{3}{4}, & e_{3,5}^{(5)} &= \frac{3}{4}, \\ e_{4,5}^{(5)} &= \frac{1}{2}. \end{aligned} \quad (10.103)$$

Example 608 From equation 10.88: when $m = 4$ and $k = 2$ equation 10.88 becomes

$$\sum_{\beta \leq \mathbf{1}, |\beta|=2} c_\beta^{(4)} a^\beta = \sum_{\gamma \leq \mathbf{1}, |\gamma|=2} c_\gamma^{(4-1)} a^\gamma + a_m \sum_{\gamma \leq \mathbf{1}, |\gamma|=2-1} c_\gamma^{(4-1)} a^\gamma - \frac{1}{4} \sum_{\delta \leq \mathbf{1}, |\delta|=2} c_\delta^{(4-2)} a^\delta,$$

i.e.

$$\sum_{\beta \leq \mathbf{1}, |\beta|=2} c_\beta^{(4)} a^\beta = \sum_{\gamma \leq \mathbf{1}, |\gamma|=2} c_\gamma^{(3)} a^\gamma + a_m \sum_{\gamma \leq \mathbf{1}, |\gamma|=1} c_\gamma^{(3)} a^\gamma - \frac{1}{4} \sum_{\delta \leq \mathbf{1}, |\delta|=2} c_\delta^{(2)} a^\delta,$$

or in notation 10.102,

$$\begin{aligned} &e_{1,2}^{(4)} a_1 a_2 + e_{1,3}^{(4)} a_1 a_3 + e_{1,4}^{(4)} a_1 a_4 + e_{2,3}^{(4)} a_2 a_3 + e_{2,4}^{(4)} a_2 a_4 + e_{3,4}^{(4)} a_3 a_4 \\ &= e_{1,2}^{(3)} a_1 a_2 + e_{1,3}^{(3)} a_1 a_3 + e_{2,3}^{(3)} a_2 a_3 + a_4 \left(e_1^{(3)} a_1 + e_2^{(3)} a_2 + e_3^{(3)} a_3 \right) - \frac{1}{4} e_{1,2}^{(2)} a_1 a_2 \\ &= e_{1,2}^{(3)} a_1 a_2 + e_{1,3}^{(3)} a_1 a_3 + e_{2,3}^{(3)} a_2 a_3 + e_1^{(3)} a_1 a_4 + e_2^{(3)} a_2 a_4 + e_3^{(3)} a_3 a_4 - \frac{1}{4} e_{1,2}^{(2)} a_1 a_2 \\ &= \left(e_{1,2}^{(3)} - \frac{1}{4} e_{1,2}^{(2)} \right) a_1 a_2 + e_{1,3}^{(3)} a_1 a_3 + e_1^{(3)} a_1 a_4 + e_{2,3}^{(3)} a_2 a_3 + e_2^{(3)} a_2 a_4 + e_3^{(3)} a_3 a_4, \end{aligned}$$

Noting the definition 10.102, by equating monomials of a and then using 10.78 we get

$$\begin{aligned} e_{1,2}^{(4)} &= e_{1,2}^{(3)} - \frac{1}{4} e_{1,2}^{(2)} = 3/4, \\ e_{1,3}^{(4)} &= e_{1,3}^{(3)} = 1, \\ e_{1,4}^{(4)} &= e_1^{(3)} = 3/4, \\ e_{2,3}^{(4)} &= e_{2,3}^{(3)} = 1, \\ e_{2,4}^{(4)} &= e_2^{(3)} = 1, \\ e_{3,4}^{(4)} &= e_3^{(3)} = 3/4, \end{aligned} \quad (10.104)$$

which matches 10.79.

Example 609 Regarding equation 10.88: when $m = 5$ and $k = 3$ equation 10.88 becomes

$$\sum_{\beta \leq \mathbf{1}, |\beta|=3} c_\beta^{(5)} a^\beta = \sum_{\gamma \leq \mathbf{1}, |\gamma|=3} c_\gamma^{(4)} a^\gamma + a_5 \sum_{\gamma \leq \mathbf{1}, |\gamma|=2} c_\gamma^{(4)} a^\gamma - \frac{1}{4} \sum_{\delta \leq \mathbf{1}, |\delta|=3} c_\delta^{(3)} a^\delta,$$

i.e.

$$\begin{aligned}
 & c_{1,2,3}^{(5)} a_1 a_2 a_3 + c_{1,2,4}^{(5)} a_1 a_2 a_4 + c_{1,2,5}^{(5)} a_1 a_2 a_5 + c_{1,3,4}^{(5)} a_1 a_3 a_4 + c_{1,3,5}^{(5)} a_1 a_3 a_5 + c_{2,3,4}^{(5)} a_2 a_3 a_4 + \\
 & \quad + c_{2,3,5}^{(5)} a_2 a_3 a_5 + c_{2,4,5}^{(5)} a_2 a_4 a_5 + c_{3,4,5}^{(5)} a_3 a_4 a_5 \\
 & = \left(c_{1,2,3}^{(4)} a_1 a_2 a_3 + c_{1,2,4}^{(4)} a_1 a_2 a_4 + c_{1,3,4}^{(4)} a_1 a_3 a_4 + c_{2,3,4}^{(4)} a_2 a_3 a_4 \right) + \\
 & \quad + a_5 \left(c_{1,2}^{(4)} a_1 a_2 + c_{1,3}^{(4)} a_1 a_3 + c_{1,4}^{(4)} a_1 a_4 + c_{2,3}^{(4)} a_2 a_3 + c_{2,4}^{(4)} a_2 a_4 + c_{3,4}^{(4)} a_3 a_4 \right) - \frac{1}{4} c_{1,2,3}^{(3)} a_1 a_2 a_3 \\
 & = c_{1,2,3}^{(4)} a_1 a_2 a_3 + c_{1,2,4}^{(4)} a_1 a_2 a_4 + c_{1,3,4}^{(4)} a_1 a_3 a_4 + c_{2,3,4}^{(4)} a_2 a_3 a_4 + \\
 & \quad + a_5 \left(c_{1,2}^{(4)} a_1 a_2 + c_{1,3}^{(4)} a_1 a_3 + c_{1,4}^{(4)} a_1 a_4 + c_{2,3}^{(4)} a_2 a_3 + c_{2,4}^{(4)} a_2 a_4 + c_{3,4}^{(4)} a_3 a_4 \right) - \frac{1}{4} c_{1,2,3}^{(3)} a_1 a_2 a_3 \\
 & = c_{1,2,3}^{(4)} a_1 a_2 a_3 + c_{1,2,4}^{(4)} a_1 a_2 a_4 + c_{1,3,4}^{(4)} a_1 a_3 a_4 + c_{2,3,4}^{(4)} a_2 a_3 a_4 + \\
 & \quad + \left(c_{1,2}^{(4)} a_1 a_2 a_5 + c_{1,3}^{(4)} a_1 a_3 a_5 + c_{1,4}^{(4)} a_1 a_4 a_5 + c_{2,3}^{(4)} a_2 a_3 a_5 + c_{2,4}^{(4)} a_2 a_4 a_5 + c_{3,4}^{(4)} a_3 a_4 a_5 \right) - \\
 & \quad - \frac{1}{4} c_{1,2,3}^{(3)} a_1 a_2 a_3 \\
 & = \left(c_{1,2,3}^{(4)} - \frac{1}{4} c_{1,2,3}^{(3)} \right) a_1 a_2 a_3 + c_{1,2,4}^{(4)} a_1 a_2 a_4 + c_{1,3,4}^{(4)} a_1 a_3 a_4 + c_{2,3,4}^{(4)} a_2 a_3 a_4 + \\
 & \quad + \left(c_{1,2}^{(4)} a_1 a_2 a_5 + c_{1,3}^{(4)} a_1 a_3 a_5 + c_{1,4}^{(4)} a_1 a_4 a_5 + c_{2,3}^{(4)} a_2 a_3 a_5 + c_{2,4}^{(4)} a_2 a_4 a_5 + c_{3,4}^{(4)} a_3 a_4 a_5 \right) \\
 & = \left(c_{1,2,3}^{(4)} - \frac{1}{4} c_{1,2,3}^{(3)} \right) a_1 a_2 a_3 + c_{1,2,4}^{(4)} a_1 a_2 a_4 + c_{1,2}^{(4)} a_1 a_2 a_5 + c_{1,3,4}^{(4)} a_1 a_3 a_4 + c_{1,3}^{(4)} a_1 a_3 a_5 + \\
 & \quad + c_{2,3,4}^{(4)} a_2 a_3 a_4 + c_{2,3}^{(4)} a_2 a_3 a_5 + c_{2,4}^{(4)} a_2 a_4 a_5 + c_{3,4}^{(4)} a_3 a_4 a_5.
 \end{aligned}$$

Noting 10.102 and equating monomials of a we get

$$\begin{aligned}
 e_{1,2,3}^{(5)} &= e_{1,2,3}^{(4)} - \frac{1}{4} e_{1,2,3}^{(3)}, \\
 e_{1,2,4}^{(5)} &= e_{1,2,4}^{(4)}, \quad e_{1,2,5}^{(5)} = e_{1,2}^{(4)}, \quad e_{1,3,4}^{(5)} = e_{1,3,4}^{(4)}, \\
 e_{2,3,4}^{(5)} &= e_{2,3,4}^{(4)}, \quad e_{2,3,5}^{(5)} = e_{2,3}^{(4)}, \quad e_{2,4,5}^{(5)} = e_{2,4}^{(4)}, \\
 e_{3,4,5}^{(5)} &= e_{3,4}^{(4)}.
 \end{aligned}$$

In general we need an equation which expresses $\sum_{\beta \leq \mathbf{1}, |\beta|=k} c_{\beta}^{(m)} a^{\beta}$ in terms of $\sum_{\substack{\gamma \leq \mathbf{1}, |\gamma|=k-1 \\ \gamma \in \mathbb{Z}_{\oplus}^{m-1}}} c_{\gamma,1}^{(m)} a_{1:m-1}^{\gamma}$ etc. However,

using the simple identity

$$\sum_{\substack{\beta \leq \mathbf{1}, |\beta|=k \\ \beta \in \mathbb{Z}_{\oplus}^m}} a^{\beta} = \sum_{\substack{\gamma \leq \mathbf{1}, |\gamma|=k \\ \gamma \in \mathbb{Z}_{\oplus}^{m-1}}} a_{1:m-1}^{\gamma} + a_m \sum_{\substack{\delta \leq \mathbf{1}, |\delta|=k-1 \\ \delta \in \mathbb{Z}_{\oplus}^{m-1}}} a_{1:m-1}^{\delta},$$

for guidance, we write using 10.102:

$$\begin{aligned}
 & e_{1,2,3}^{(5)} a_1 a_2 a_3 + e_{1,2,4}^{(5)} a_1 a_2 a_4 + e_{1,2,5}^{(5)} a_1 a_2 a_5 + e_{1,3,4}^{(5)} a_1 a_3 a_4 + e_{1,3,5}^{(5)} a_1 a_3 a_5 + e_{1,4,5}^{(5)} a_1 a_4 a_5 + \\
 & \quad + e_{2,3,4}^{(5)} a_2 a_3 a_4 + e_{2,3,5}^{(5)} a_2 a_3 a_5 + e_{2,4,5}^{(5)} a_2 a_4 a_5 + e_{3,4,5}^{(5)} a_3 a_4 a_5 \\
 & = e_{1,2,3}^{(5)} a_1 a_2 a_3 + e_{1,2,4}^{(5)} a_1 a_2 a_4 + e_{1,3,4}^{(5)} a_1 a_3 a_4 + e_{2,3,4}^{(5)} a_2 a_3 a_4 + e_{1,2,5}^{(5)} a_1 a_2 a_5 + e_{1,3,5}^{(5)} a_1 a_3 a_5 + \\
 & \quad e_{1,4,5}^{(5)} a_1 a_4 a_5 + e_{2,3,5}^{(5)} a_2 a_3 a_5 + e_{2,4,5}^{(5)} a_2 a_4 a_5 + e_{3,4,5}^{(5)} a_3 a_4 a_5 \\
 & = e_{1,2,3}^{(5)} a_1 a_2 a_3 + e_{1,2,4}^{(5)} a_1 a_2 a_4 + e_{1,3,4}^{(5)} a_1 a_3 a_4 + e_{2,3,4}^{(5)} a_2 a_3 a_4 + \\
 & \quad + a_5 \left(e_{1,2,5}^{(5)} a_1 a_2 + e_{1,3,5}^{(5)} a_1 a_3 + e_{1,4,5}^{(5)} a_1 a_4 + e_{2,3,5}^{(5)} a_2 a_3 + e_{2,4,5}^{(5)} a_2 a_4 + e_{3,4,5}^{(5)} a_3 a_4 \right),
 \end{aligned}$$

or in $c_{\beta}^{(m)}$ notation:

$$\sum_{\beta \leq \mathbf{1}, |\beta|=3} c_{\beta}^{(5)} a^{\beta} = \sum_{\substack{\beta \leq \mathbf{1}, |\beta|=3 \\ \beta \in \mathbb{Z}_{\oplus}^4}} c_{\beta,0}^{(5)} a_{1:4}^{\beta} + a_5 \sum_{\substack{\beta \leq \mathbf{1}, |\beta|=2 \\ \beta \in \mathbb{Z}_{\oplus}^4}} c_{\beta,1}^{(5)} a_{1:4}^{\beta},$$

and in general: for $2 \leq k \leq m-1$ and $m \geq 4$:

$$\sum_{\beta \leq \mathbf{1}, |\beta|=k} c_{\beta}^{(m)} a^{\beta} = \sum_{\substack{\gamma \leq \mathbf{1}, |\gamma|=k \\ \gamma \in \mathbb{Z}_{\oplus}^{m-1}}} c_{\gamma,0}^{(m)} a_{1:m-1}^{\gamma} + a_m \sum_{\substack{\delta \leq \mathbf{1}, |\delta|=k-1 \\ \delta \in \mathbb{Z}_{\oplus}^{m-1}}} c_{\delta,1}^{(m)} a_{1:m-1}^{\delta}, \quad (10.105)$$

With m replaced by $m-1$ 10.105 becomes: for $2 \leq k \leq m-2$, $m \geq 5$:

$$\sum_{\gamma \leq \mathbf{1}, |\gamma|=k} c_{\gamma}^{(m-1)} a_{1:m-1}^{\gamma} = \sum_{\substack{\beta \leq \mathbf{1}, |\beta|=k \\ \beta \in \mathbb{Z}_{\oplus}^{m-2}}} c_{\beta,0}^{(m-1)} a_{1:m-2}^{\beta} + a_{m-1} \sum_{\substack{\beta \leq \mathbf{1}, |\beta|=k-1 \\ \beta \in \mathbb{Z}_{\oplus}^{m-2}}} c_{\beta,1}^{(m-1)} a_{1:m-2}^{\beta}. \quad (10.106)$$

Recall that equation 10.88 is: for $2 \leq k \leq m-2$, $m \geq 4$:

$$\begin{aligned} \sum_{\beta \leq \mathbf{1}, |\beta|=k} c_{\beta}^{(m)} a^{\beta} \\ = \sum_{\gamma \leq \mathbf{1}, |\gamma|=k} c_{\gamma}^{(m-1)} a_{1:m-1}^{\gamma} - \frac{1}{4} \sum_{\delta \leq \mathbf{1}, |\delta|=k} c_{\delta}^{(m-2)} a_{1:m-2}^{\delta} + a_m \sum_{\gamma \leq \mathbf{1}, |\gamma|=k-1} c_{\gamma}^{(m-1)} a_{1:m-1}^{\gamma}. \end{aligned}$$

Substituting 10.105 into the LHS of 10.88 yields: for $2 \leq k \leq m-2$, $m \geq 4$:

$$\begin{aligned} \sum_{\substack{\beta \leq \mathbf{1}, |\beta|=k \\ \beta \in \mathbb{Z}_{\oplus}^{m-1}}} c_{\beta,0}^{(m)} a_{1:m-1}^{\beta} + a_m \sum_{\substack{\beta \leq \mathbf{1}, |\beta|=k-1 \\ \beta \in \mathbb{Z}_{\oplus}^{m-1}}} c_{\beta,1}^{(m)} a_{m-1}^{\beta} \\ = \sum_{\substack{\gamma \leq \mathbf{1} \\ |\gamma|=k}} c_{\gamma}^{(m-1)} a_{1:m-1}^{\gamma} - \frac{1}{4} \sum_{\substack{\delta \leq \mathbf{1} \\ |\delta|=k}} c_{\delta}^{(m-2)} a_{1:m-2}^{\delta} + a_m \sum_{\substack{\gamma \leq \mathbf{1} \\ |\gamma|=k-1}} c_{\gamma}^{(m-1)} a_{1:m-1}^{\gamma}, \end{aligned}$$

and matching powers of a implies: for $2 \leq k \leq m-2$, $m \geq 4$:

$$\sum_{\substack{\beta \leq \mathbf{1}, |\beta|=k-1 \\ \beta \in \mathbb{Z}_{\oplus}^{m-1}}} c_{\beta,1}^{(m)} a_{1:m-1}^{\beta} = \sum_{\beta \leq \mathbf{1}, |\beta|=k-1} c_{\beta}^{(m-1)} a_{1:m-1}^{\beta}, \quad (10.107)$$

$$\sum_{\substack{\beta \leq \mathbf{1}, |\beta|=k \\ \beta \in \mathbb{Z}_{\oplus}^{m-1}}} c_{\beta,0}^{(m)} a_{1:m-1}^{\beta} = \sum_{\gamma \leq \mathbf{1}, |\gamma|=k} c_{\gamma}^{(m-1)} a_{1:m-1}^{\gamma} - \frac{1}{4} \sum_{\delta \leq \mathbf{1}, |\delta|=k} c_{\delta}^{(m-2)} a_{1:m-2}^{\delta}, \quad (10.108)$$

The first equations 10.107 imply that

$$c_{\beta,1}^{(m)} = c_{\beta}^{(m-1)}, \quad \begin{cases} \beta \in \mathbb{Z}_{\oplus}^{m-2}, \\ \beta \leq \mathbf{1}, \\ |\beta| = k-1 \\ 2 \leq k \leq m-2, \\ m \geq 4, \end{cases}$$

which can be written more simply as

$$c_{\beta,1}^{(m)} = c_{\beta}^{(m-1)}, \quad \begin{cases} \beta \in \mathbb{Z}_{\oplus}^{m-2}, \\ \beta \leq \mathbf{1}, \\ 1 \leq |\beta| \leq m-3, \\ m \geq 4, \end{cases} \quad (10.109)$$

Now to consider 10.108: this can be rewritten

$$\sum_{\substack{\beta \leq \mathbf{1}, |\beta|=k \\ \beta \in \mathbb{Z}_{\oplus}^{m-1}}} (c_{\beta,0}^{(m)} - c_{\beta}^{(m-1)}) a_{m-1}^{\beta} = -\frac{1}{4} \sum_{\delta \leq \mathbf{1}, |\delta|=k} c_{\delta}^{(m-2)} a^{\delta}, \quad 2 \leq k \leq m-2, \quad m \geq 4,$$

and an application to the left hand side of this equation of the formula analogous to 10.106 yields: for $2 \leq k \leq m - 2$ and $m \geq 4$,

$$\sum_{\substack{\beta \leq \mathbf{1}, |\beta|=k \\ \beta \in \mathbb{Z}_{\oplus}^{m-2}}} \left(c_{\beta,0,0}^{(m)} - c_{\beta,0}^{(m-1)} \right) a_{1:m-2}^{\beta} + a_{m-1} \sum_{\substack{\gamma \leq \mathbf{1}, |\gamma|=k-1 \\ \gamma \in \mathbb{Z}_{\oplus}^{m-2}}} \left(c_{\gamma,1,0}^{(m)} - c_{\gamma,1}^{(m-1)} \right) a_{1:m-2}^{\gamma} = -\frac{1}{4} \sum_{\delta \leq \mathbf{1}, |\delta|=k} c_{\delta}^{(m-2)} a_{1:m-2}^{\delta}.$$

Again comparing powers of a we get,

$$\left. \begin{aligned} c_{\beta,0,0}^{(m)} &= c_{\beta,0}^{(m-1)} - \frac{1}{4}c_{\beta}^{(m-2)}, & |\beta| &= k, \\ c_{\beta,1,0}^{(m)} &= c_{\beta,1}^{(m-1)}, & |\beta| &= k - 1, \end{aligned} \right\} \text{when } \left\{ \begin{aligned} \beta &\in \mathbb{Z}_{\oplus}^{m-2}, \\ \beta &\leq \mathbf{1}, \\ 2 &\leq k \leq m - 2, \\ m &\geq 4, \end{aligned} \right.$$

or equivalently

$$\left. \begin{aligned} c_{\beta,0,0}^{(m)} &= c_{\beta,0}^{(m-1)} - \frac{1}{4}c_{\beta}^{(m-2)}, & 2 \leq |\beta| &\leq m - 2, \\ c_{\beta,1,0}^{(m)} &= c_{\beta,1}^{(m-1)}, & 1 \leq |\beta| &\leq m - 3, \end{aligned} \right\} \text{when } \left\{ \begin{aligned} \beta &\in \mathbb{Z}_{\oplus}^{m-2}, \\ \beta &\leq \mathbf{1}, \\ m &\geq 4. \end{aligned} \right. \tag{10.110}$$

Combining 10.109 and 10.110 gives:

$$\left. \begin{aligned} c_{\beta,0,0}^{(m)} &= c_{\beta,0}^{(m-1)} - \frac{1}{4}c_{\beta}^{(m-2)}, & 2 \leq |\beta| &\leq m - 2, \\ c_{\gamma,1}^{(m)} &= c_{\gamma}^{(m-1)}, & 1 \leq |\gamma| &\leq m - 3, \\ c_{\beta,1,0}^{(m)} &= c_{\beta,1}^{(m-1)}, & 1 \leq |\beta| &\leq m - 3, \end{aligned} \right\} \text{when } \left\{ \begin{aligned} \gamma &\in \mathbb{Z}_{\oplus}^{m-1}, \\ \beta &\in \mathbb{Z}_{\oplus}^{m-2}, \\ \gamma, \beta &\leq \mathbf{1}, \\ m &\geq 4, \end{aligned} \right. \tag{10.111}$$

Indeed, setting $\gamma = (\beta, 0)$ and $\gamma = (\beta, 0)$ we get

$$\left. \begin{aligned} c_{\beta,0,0}^{(m)} &= c_{\beta,0}^{(m-1)} - \frac{1}{4}c_{\beta}^{(m-2)}, & 2 \leq |\beta| &\leq m - 2, \\ c_{\beta,0,1}^{(m)} &= c_{\beta,0}^{(m-1)}, & 1 \leq |\beta| &\leq m - 3, \\ c_{\beta,1,1}^{(m)} &= c_{\beta,1}^{(m-1)}, & 0 \leq |\beta| &\leq m - 4, \\ c_{\beta,1,0}^{(m)} &= c_{\beta,1}^{(m-1)}, & 1 \leq |\beta| &\leq m - 3, \end{aligned} \right\} \text{when } \left\{ \begin{aligned} \beta &\in \mathbb{Z}_{\oplus}^{m-2}, \\ \beta &\leq \mathbf{1}, \\ m &\geq 4. \end{aligned} \right. \tag{10.112}$$

We want to extend 10.112 so that the equations are true when $0 \leq |\beta| \leq m - 2$. There are several cases:

1) $\boxed{c_{\beta,0,0}^{(m)} = c_{\beta,0}^{(m-1)} - \frac{1}{4}c_{\beta}^{(m-2)}}$ If $|\beta| = 1$ then $LHS = c_{\beta,0,0}^{(m)} = c_{\mathbf{i}_k}^{(m)}$ for some $1 \leq k \leq m - 2$ and by 10.122, $c_{\beta,0,0}^{(m)} = \frac{k}{2^{m-1}}(m + 1 - k)$. But also by 10.122,

$$\begin{aligned} RHS &= c_{\mathbf{i}_k,0}^{(m-1)} - \frac{1}{4}c_{\mathbf{i}_k}^{(m-2)} \\ &= c_{\mathbf{i}_k,0}^{(m-1)} - \frac{1}{4}c_{\mathbf{i}_k}^{(m-2)} \\ &= \frac{k}{2^{m-2}}(m - k) - \frac{1}{4} \frac{k}{2^{m-3}}(m - 1 - k) \\ &= \frac{k}{2^{m-2}}(m - k) - \frac{k}{2^{m-1}}(m - 1 - k) \\ &= \frac{k}{2^{m-1}}(2(m - k) - (m - 1 - k)) \\ &= \frac{k}{2^{m-1}}(m + 1 - k) = LHS. \end{aligned}$$

If $|\beta| = 0$ then by 10.82 $c_{\mathbf{0}}^{(m)} = \frac{m+1}{2^m}$ so $LHS = c_{\mathbf{0}}^{(m)} = \frac{m+1}{2^m}$ and

$$\begin{aligned} RHS &= c_{\mathbf{0}}^{(m-1)} - \frac{1}{4}c_{\mathbf{0}}^{(m-2)} = \frac{m}{2^{m-1}} - \frac{1}{4} \frac{m-1}{2^{m-2}} = \frac{m}{2^{m-1}} - \frac{m-1}{2^m} \\ &= \frac{1}{2^m}(2m - (m - 1)) = \frac{m+1}{2^m} = LHS. \end{aligned}$$

2) $\boxed{c_{\beta,0,1}^{(m)} = c_{\beta,0}^{(m-1)}}$ If $|\beta| = m - 2$ then $|(\beta, 0, 1)| = m - 1$ so we can conclude from 10.93 that $LHS = c_{\beta,0,1}^{(m)} = 1$.

Also, from 10.93, $RHS = c_{\beta,0}^{(m-1)} = 1 = LHS$.

If $|\beta| = \mathbf{0}$ then by 10.122, $LHS = c_{\mathbf{i}_m}^{(m)} = \frac{m}{2^{m-1}}$ and by 10.82, $RHS = c_{\mathbf{0}}^{(m-1)} = \frac{m}{2^{m-1}} = LHS$.

3) $\boxed{c_{\beta,1,1}^{(m)} = c_{\beta,1}^{(m-1)}}$ If $|\beta| = m - 3$ then $|(\beta, 1, 1)| = m - 1$ so we can conclude from 10.93 that $LHS = c_{\beta,1,1}^{(m)} = 1$.

Also, from 10.93, $RHS = c_{\beta,1}^{(m-1)} = 1 = LHS$.

If $|\beta| = m - 2$ then $|(\beta, 1, 1)| = m$ which means that $\beta = \mathbf{1}$ and so we can conclude from 10.91 that $LHS = c_{\beta,1,1}^{(m)} = 1$. Also, from 10.91, $RHS = c_{\beta,1}^{(m-1)} = 1 = LHS$.

4) $\boxed{c_{\beta,1,0}^{(m)} = c_{\beta,1}^{(m-1)}}$ If $|\beta| = m - 2$ then $|(\beta, 1, 0)| = m - 1$ so we can conclude from 10.93 that $LHS = c_{\beta,1,0}^{(m)} = 1$.

Also, from 10.93, $RHS = c_{\beta,1}^{(m-1)} = 1 = LHS$.

$$c_{\mathbf{i}_k}^{(m)} = \frac{k}{2^{m-1}}(m + 1 - k)$$

If $\beta = \mathbf{0}$ then by 10.122, $LHS = c_{\beta,1,0}^{(m)} = c_{\mathbf{i}_{m-1}}^{(m)} = \frac{m-1}{2^{m-1}}2 = \frac{m-1}{2^{m-2}}$ and by 10.122, $RHS = c_{\mathbf{i}_{m-1}}^{(m-1)} = \frac{m-1}{2^{m-2}}(m - (m - 1)) = \frac{m-1}{2^{m-2}} = LHS$.

These cases can be represented by:

$$\left. \begin{aligned} c_{\beta,0,0}^{(m)} &= c_{\beta,0}^{(m-1)} - \frac{1}{4}c_{\beta}^{(m-2)}, \\ c_{\beta,0,1}^{(m)} &= c_{\beta,0}^{(m-1)}, \\ c_{\beta,1,1}^{(m)} &= c_{\beta,1}^{(m-1)}, \\ c_{\beta,1,0}^{(m)} &= c_{\beta,1}^{(m-1)}, \end{aligned} \right\} m \geq 4. \tag{10.113}$$

Next we extend 10.113 to $m = 3$ using equations 10.84 i.e. the equations

$$\begin{aligned} c_0^{(1)} &= c_1^{(1)} = 1, \\ c_0^{(2)} &= \frac{3}{4}, \quad c_{1,0}^{(2)} = c_{0,1}^{(2)} = 1, \quad c_1^{(2)} = 1, \\ c_0^{(3)} &= \frac{1}{2}, \quad c_{1,0,0}^{(3)} = c_{0,0,1}^{(3)} = \frac{3}{4}, \quad c_{0,1,0}^{(3)} = 1, \quad c_{1,1,0}^{(3)} = c_{1,0,1}^{(3)} = c_{0,1,1}^{(3)} = 1, \quad c_1^{(3)} = 1. \end{aligned}$$

Indeed, when $m = 3$, 10.113 becomes

$$\begin{aligned} c_{0,0,0}^{(3)} &= c_{0,0}^{(2)} - \frac{1}{4}c_0^{(1)}, \\ c_{1,0,0}^{(3)} &= c_{1,0}^{(2)} - \frac{1}{4}c_1^{(1)}, \\ c_{0,0,1}^{(3)} &= c_{0,0}^{(2)}, \\ c_{1,0,1}^{(3)} &= c_{1,0}^{(2)}, \\ c_{0,1,1}^{(3)} &= c_{0,1}^{(2)}, \\ c_{1,1,1}^{(3)} &= c_{1,1}^{(2)}, \\ c_{0,1,0}^{(3)} &= c_{0,1}^{(2)}, \\ c_{1,1,0}^{(3)} &= c_{1,1}^{(2)}. \end{aligned}$$

and inspection of 10.84 shows that these equations all hold and we can generalize 10.113 to

$$\left. \begin{aligned} c_{\beta,0,0}^{(m)} &= c_{\beta,0}^{(m-1)} - \frac{1}{4}c_{\beta}^{(m-2)}, \\ c_{\beta,0,1}^{(m)} &= c_{\beta,0}^{(m-1)}, \\ c_{\beta,1,1}^{(m)} &= c_{\beta,1}^{(m-1)}, \\ c_{\beta,1,0}^{(m)} &= c_{\beta,1}^{(m-1)}, \end{aligned} \right\} m \geq 3. \tag{10.114}$$

$$c_{\gamma,0,0}^{(m+1)} = c_{\gamma,0}^{(m)} - \frac{1}{4}c_{\gamma}^{(m-1)},$$

and there are two cases: $\gamma = (\delta, 0)$ and $\gamma = (\delta, 1)$. When $\gamma = (\delta, 1)$,

$$c_{\delta,1,0,0}^{(m+1)} = c_{\delta,1,0}^{(m)} - \frac{1}{4}c_{\delta,1}^{(m-1)} = c_{\delta,1}^{(m-1)} - \frac{1}{4}c_{\delta,1}^{(m-1)} = \frac{3}{4}c_{\delta,1}^{(m-1)} > 0.$$

When $\gamma = (\delta, 0)$,

$$c_{\delta,0,0,0}^{(m+1)} = c_{\delta,0,0}^{(m)} - \frac{1}{4}c_{\delta,0}^{(m-1)} = c_{\delta,0}^{(m-1)} - \frac{1}{4}c_{\delta}^{(m-2)} - \frac{1}{4}c_{\delta,0}^{(m-1)} = \frac{3}{4}c_{\delta,0}^{(m-1)} - \frac{1}{4}c_{\delta}^{(m-2)}.$$

Since

$$\begin{aligned} c_{\gamma,0,0}^{(m)} &= c_{\gamma,0}^{(m-1)} - \frac{1}{4}c_{\gamma}^{(m-2)}, \\ c_{\gamma,0,0,0}^{(m)} &= c_{\gamma,0,0}^{(m-1)} - \frac{1}{4}c_{\gamma,0}^{(m-2)} = c_{\gamma,0}^{(m-2)} - \frac{1}{4}c_{\gamma}^{(m-3)} - \frac{1}{4}c_{\gamma,0}^{(m-2)} = \frac{3}{4}c_{\gamma,0}^{(m-2)} - \frac{1}{4}c_{\gamma}^{(m-3)}, \end{aligned} \tag{10.115}$$

we hypothesize that

$$c_{\gamma,0_n}^{(m)} = a_n c_{\gamma,0}^{(m-n+1)} - b_n c_{\gamma}^{(m-n)}, \quad 1 \leq n \leq m-1. \tag{10.116}$$

When $n = 1$ we see that $a_1 = 1$ and $b_1 = 0$. When $n = 2$ we see that $a_2 = 1$ and $b_2 = 1/4$. Thus

$$\text{Initial values : } \begin{cases} a_1 = 1, & a_2 = 1, \\ b_1 = 0, & b_2 = \frac{1}{4}. \end{cases} \tag{10.117}$$

If $n \geq 3$ and $m \geq 4$, from 10.115 and then 10.116,

$$\begin{aligned} c_{\gamma,0_n}^{(m)} &= c_{\gamma,0_{n-2},0,0}^{(m)} \\ &= c_{\gamma,0_{n-2},0}^{(m-1)} - \frac{1}{4}c_{\gamma,0_{n-2}}^{(m-2)} \\ &= c_{\gamma,0_{n-1}}^{(m-1)} - \frac{1}{4}c_{\gamma,0_{n-2}}^{(m-2)} \\ &= \left(a_{n-1}c_{\gamma,0}^{(m-n+1)} - b_{n-1}c_{\gamma}^{(m-n)} \right) - \frac{1}{4} \left(a_{n-2}c_{\gamma,0}^{(m-n+1)} - b_{n-2}c_{\gamma}^{(m-n)} \right) \\ &= a_{n-1}c_{\gamma,0}^{(m-n+1)} - b_{n-1}c_{\gamma}^{(m-n)} - \frac{1}{4}a_{n-2}c_{\gamma,0}^{(m-n+1)} + \frac{1}{4}b_{n-2}c_{\gamma}^{(m-n)} \\ &= \left(a_{n-1} - \frac{1}{4}a_{n-2} \right) c_{\gamma,0}^{(m-n+1)} - \left(b_{n-1} - \frac{1}{4}b_{n-2} \right) c_{\gamma}^{(m-n)} \\ &= a_n c_{\gamma,0}^{(m-n+1)} - b_n c_{\gamma}^{(m-n)} \\ &= a_n c_{\gamma,0}^{(|\gamma|+1)} - b_n c_{\gamma}^{(|\gamma|)}, \end{aligned} \tag{10.118}$$

so that we obtain the two second-order difference equations:

$$\begin{aligned} a_n &= a_{n-1} - \frac{1}{4}a_{n-2}, & a_1 &= 1, & a_2 &= 1, \\ b_n &= b_{n-1} - \frac{1}{4}b_{n-2}, & b_1 &= 0, & b_2 &= \frac{1}{4}. \end{aligned} \tag{10.119}$$

Recall 10.97: the auxiliary equation is $x^2 - x + 1/4$ which has the single zero $1/2$ so the solutions have the form

$$a_n = \frac{1}{2^n} (A + Bn), \quad b_n = \frac{1}{2^n} (A' + B'n).$$

The initial conditions imply $1 = \frac{1}{2} (A + B) = \frac{1}{4} (A + 2B)$ so that $A = 0$ and $B = 2$. Also, $0 = \frac{1}{2} (A' + B')$ and $\frac{1}{4} = \frac{1}{4} (A' + 2B')$ so that $A' = -1$ and $B' = 1$. Hence

$$a_n = \frac{n}{2^{n-1}}, \quad b_n = \frac{n-1}{2^n}, \tag{10.120}$$

and 10.118 becomes

$$c_{\gamma,0_n}^{(m)} = \frac{n}{2^{n-1}}c_{\gamma,0}^{(m-n+1)} - \frac{n-1}{2^n}c_{\gamma}^{(m-n)}, \quad n \geq 1. \tag{10.121}$$

Thus by 10.84, if $m \geq 2$,

$$\begin{aligned} c_{\mathbf{0}}^{(m)} &= c_{0,0_{m-1}}^{(m)} = \frac{m-1}{2^{m-2}}c_{0,0}^{(2)} - \frac{m-2}{2^{m-1}}c_0^{(1)} = \frac{m-1}{2^{m-2}} \frac{3}{4} - \frac{m-2}{2^{m-1}} \\ &= \frac{1}{2^m} \{3(m-1) - 2(m-2)\} \\ &= \frac{m+1}{2^m}. \end{aligned} \tag{10.122}$$

Consider: if $m \geq 3$ then γ must have one of the unique partitions:

$$\gamma = \begin{cases} z^{(1)}, \\ (z^{(1)}u^{(1)}) (z^{(2)}u^{(2)}) \dots (z^{(k)}u^{(k)}), \\ (z^{(1)}u^{(1)}) (z^{(2)}u^{(2)}) \dots (z^{(k)}u^{(k)}) z^{(k+1)}, \\ u^{(1)}, \\ (u^{(1)}z^{(1)}) \dots (u^{(k)}z^{(k)}), \\ (u^{(1)}z^{(1)}) \dots (u^{(k)}z^{(k)}) u^{(k+1)}, \\ 0 (u^{(1)}z^{(1)}) \dots (u^{(k)}z^{(k)}), \\ 0 (u^{(1)}z^{(1)}) \dots (u^{(k)}z^{(k)}) u^{(k+1)}, \end{cases}, \quad k \geq 1. \quad (10.123)$$

where the $u^{(k)}$ s have only isolated zeros and the $z^{(k)}$ s are maximal sequences of zeros (of at least length 2).

Observe that if $z = 0_k$ is a sequence of (at least two) zeros, $u = 1$ or the sequence $u = 1 \dots 1$ has only isolated zeros then applying 10.114 to $c_{z,u}^{(m)}$ to eliminate u and then applying 10.122 we get:

$$c_{z,u}^{(m)} = c_{0_k 1 \dots 1}^{(m)} = c_{0_k}^{(m-\|u\|)} = \frac{m - \|u\| + 1}{2^{m-\|u\|}} = \frac{1 + \|z\|}{2^{|z|}}, \quad (10.124)$$

where $\|u\|$ is the length of the sequence u . If $|\gamma| \geq 0$,

$$\begin{aligned} c_{\gamma,1,z,u}^{(m)} &= c_{\gamma,1,z}^{(m-\|u\|)} = \frac{\|z\|}{2^{\|z\|-1}} c_{\gamma,1,0}^{(m-\|u,z\|+1)} - \frac{\|z\| - 1}{2^{\|z\|}} c_{\gamma,1}^{(m-\|u,z\|)} \\ &= \frac{\|z\|}{2^{\|z\|-1}} c_{\gamma,1}^{(m-\|u,z\|)} - \frac{\|z\| - 1}{2^{\|z\|}} c_{\gamma,1}^{(m-\|u,z\|)} \\ &= \left(\frac{\|z\|}{2^{\|z\|-1}} - \frac{\|z\| - 1}{2^{\|z\|}} \right) c_{\gamma,1}^{(m-\|u,z\|)} \\ &= \frac{1 + \|z\|}{2^{\|z\|}} c_{\gamma,1}^{(m-\|u,z\|)}. \end{aligned} \quad (10.125)$$

Also, from 10.121, $c_{\gamma,0_n}^{(m)} = \frac{n}{2^{n-1}} c_{\gamma,0}^{(m-n+1)} - \frac{n-1}{2^n} c_{\gamma}^{(m-n)}$ so

$$\begin{aligned} c_{u,z}^{(m)} &= \frac{\|z\|}{2^{\|z\|-1}} c_{u,0}^{(\|u\|+1)} - \frac{\|z\| - 1}{2^{\|z\|}} c_u^{(\|u\|)} \\ &= \frac{\|z\|}{2^{\|z\|-1}} c_u^{(\|u\|)} - \frac{\|z\| - 1}{2^{\|z\|}} c_u^{(\|u\|)} \\ &= \frac{1 + \|z\|}{2^{\|z\|}} c_u^{(\|u\|)} = \left\{ \begin{array}{l} \frac{1+\|z\|}{2^{\|z\|}} c_1^{(1)} \\ \text{or} \\ \frac{1+\|z\|}{2^{\|z\|}} c_1^{(2)} \end{array} \right\} = \frac{1 + \|z\|}{2^{\|z\|}}, \end{aligned} \quad (10.126)$$

and when $|\delta| \geq 1$

$$\begin{aligned} c_{\delta,u,z}^{(m)} &= \frac{\|z\|}{2^{\|z\|-1}} c_{\delta,u,0}^{(m-\|z\|+1)} - \frac{\|z\| - 1}{2^{\|z\|}} c_{\delta,u}^{(m-\|z\|)} \\ &= \frac{\|z\|}{2^{\|z\|-1}} c_{\delta,u}^{(m-\|z\|)} - \frac{\|z\| - 1}{2^{\|z\|}} c_{\delta,u}^{(m-\|z\|)} \\ &= \left(\frac{\|z\|}{2^{\|z\|-1}} - \frac{\|z\| - 1}{2^{\|z\|}} \right) c_{\delta,u}^{(m-\|z\|)} \\ &= \frac{1 + \|z\|}{2^{\|z\|}} c_{\delta,u}^{(m-\|z\|)} \\ &= \frac{1 + \|z\|}{2^{\|z\|}} c_{\delta}^{(m-\|u\|-\|z\|)}, \end{aligned} \quad (10.127)$$

so that

$$c_{\delta,u,z}^{(m)} = \begin{cases} \frac{1+\|z\|}{2^{\|z\|}} c_{\delta}^{(m-\|u\|-\|z\|)}, & |\delta| \geq 1, \\ \frac{1+\|z\|}{2^{\|z\|}}, & \delta = 0. \end{cases} \quad (10.128)$$

The cases in 10.123 are:

Case $\gamma = z^{(1)}$ From 10.122,

$$c_{z^{(1)}}^{(m)} = \frac{1 + \|z^{(1)}\|}{2\|z^{(1)}\|}. \tag{10.129}$$

Case $\gamma = (z^{(1)}u^{(1)}) (z^{(2)}u^{(2)}) \dots (z^{(k)}u^{(k)})$ From 10.125 and then 10.124,

$$\begin{aligned} c_{(z^{(1)}u^{(1)})(z^{(2)}u^{(2)})\dots(z^{(k)}u^{(k)})}^{(m)} &= \frac{1 + \|z^{(k)}\|}{2\|z^{(k)}\|} c_{(z^{(1)}u^{(1)})(z^{(2)}u^{(2)})\dots(z^{(k-1)}u^{(k-1)})}^{(m-\|z^{(k)}u^{(k)}\|)} \\ &= \left(\frac{1 + \|z^{(2)}\|}{2\|z^{(2)}\|} \times \dots \times \frac{1 + \|z^{(k)}\|}{2\|z^{(k)}\|} \right) c_{z^{(1)}u^{(1)}}^{(\|z^{(1)}u^{(1)}\|)} \\ &= \frac{1 + \|z^{(1)}\|}{2\|z^{(1)}\|} \times \dots \times \frac{1 + \|z^{(k)}\|}{2\|z^{(k)}\|}. \end{aligned} \tag{10.130}$$

Case $\gamma = (z^{(1)}u^{(1)}) (z^{(2)}u^{(2)}) \dots (z^{(k)}u^{(k)}) z^{(k+1)}$ From 10.128 and 10.122:

$$\begin{aligned} c_{(z^{(1)}u^{(1)})(z^{(2)}u^{(2)})\dots(z^{(k)}u^{(k)})z^{(k+1)}}^{(m)} &= c_{z^{(1)}(u^{(1)}z^{(2)})\dots(u^{(k)}z^{(k+1)})}^{(m)} \\ &= \frac{1 + \|z^{(k+1)}\|}{2\|z^{(k+1)}\|} c_{z^{(1)}(u^{(1)}z^{(2)})\dots(u^{(k-1)}z^{(k)})}^{(m-\|u^{(k)}z^{(k+1)}\|)} \end{aligned} \tag{10.131}$$

$$\begin{aligned} &= \frac{1 + \|z^{(k)}\|}{2\|z^{(k)}\|} \frac{1 + \|z^{(k+1)}\|}{2\|z^{(k+1)}\|} c_{z^{(1)}(u^{(1)}z^{(2)})\dots(u^{(k-1)}z^{(k)})}^{(m)} \\ &= \frac{1 + \|z^{(2)}\|}{2\|z^{(2)}\|} \times \dots \times \frac{1 + \|z^{(k+1)}\|}{2\|z^{(k+1)}\|} c_{z^{(1)}}^{(\|z^{(1)}\|)} \\ &= \frac{1 + \|z^{(1)}\|}{2\|z^{(1)}\|} \times \dots \times \frac{1 + \|z^{(k+1)}\|}{2\|z^{(k+1)}\|}. \end{aligned} \tag{10.132}$$

Case $\gamma = u^{(1)}$ Here $c_{u^{(1)}}^{(m)} = c_1^{(1)} = 1$ or from 10.114 and 10.84, $c_{u^{(1)}}^{(m)} = c_{1,1}^{(2)} = 1$.

$$c_{u^{(1)}}^{(m)} = 1. \tag{10.133}$$

This confirms 10.91 i.e. $c_1^{(m)} = 1, m \geq 1$.

Case $\gamma = (u^{(1)}z^{(1)}) \dots (u^{(k)}z^{(k)})$ Next, applying 10.128 we get

$$\begin{aligned} c_{(u^{(1)}z^{(1)})\dots(u^{(k)}z^{(k)})}^{(m)} &= \frac{1 + \|z^{(k)}\|}{2\|z^{(k)}\|} c_{(u^{(1)}z^{(1)})\dots(u^{(k-1)}z^{(k-1)})}^{(m-\|u^{(k)}z^{(k)}\|)} \\ &= \frac{1 + \|z^{(2)}\|}{2\|z^{(2)}\|} \times \dots \times \frac{1 + \|z^{(k)}\|}{2\|z^{(k)}\|} c_{(u^{(1)}z^{(1)})}^{(\|u^{(1)}z^{(1)}\|)} \\ &= \frac{1 + \|z^{(1)}\|}{2\|z^{(1)}\|} \times \dots \times \frac{1 + \|z^{(k)}\|}{2\|z^{(k)}\|}. \end{aligned} \tag{10.134}$$

Case $\gamma = (u^{(1)}z^{(1)}) \dots (u^{(k)}z^{(k)}) u^{(k+1)}$ Next, from 10.114 and then 10.128,

$$\begin{aligned} c_{(u^{(1)}z^{(1)})\dots(u^{(k)}z^{(k)})u^{(k+1)}}^{(m)} &= c_{(u^{(1)}z^{(1)})\dots(u^{(k)}z^{(k)})}^{(m-\|u^{(k+1)}\|)} \\ &= \frac{1 + \|z^{(k)}\|}{2\|z^{(k)}\|} c_{(u^{(1)}z^{(1)})\dots(u^{(k-1)}z^{(k-1)})}^{(m-\|u^{(k+1)}\|)} \\ &= \frac{1 + \|z^{(2)}\|}{2\|z^{(2)}\|} \times \dots \times \frac{1 + \|z^{(k)}\|}{2\|z^{(k)}\|} c_{(u^{(1)}z^{(1)})}^{(\|u^{(1)}z^{(1)}\|)} \\ &= \frac{1 + \|z^{(1)}\|}{2\|z^{(1)}\|} \times \dots \times \frac{1 + \|z^{(k)}\|}{2\|z^{(k)}\|}. \end{aligned} \tag{10.135}$$

$0(u^{(1)}z^{(1)}) \dots (u^{(k)}z^{(k)})$ Next, from 10.128,

$$\begin{aligned} c_{0(u^{(1)}z^{(1)}) \dots (u^{(k)}z^{(k)})}^{(m)} &= \frac{1 + \|z^{(k)}\|}{2^{\|z^{(k)}\|}} c_{0(u^{(1)}z^{(1)}) \dots (u^{(k-1)}z^{(k-1)})}^{(m - \|u^{(k)}z^{(k)}\|)} \\ &= \frac{1 + \|z^{(1)}\|}{2^{\|z^{(1)}\|}} \times \dots \times \frac{1 + \|z^{(k)}\|}{2^{\|z^{(k)}\|}} c_0^{(1)} \\ &= \frac{1 + \|z^{(1)}\|}{2^{\|z^{(1)}\|}} \times \dots \times \frac{1 + \|z^{(k)}\|}{2^{\|z^{(k)}\|}}. \end{aligned} \quad (10.136)$$

$0(u^{(1)}z^{(1)}) \dots (u^{(k)}z^{(k)})u^{(k+1)}$ From 10.114,

$$c_{0(u^{(1)}z^{(1)}) \dots (u^{(k)}z^{(k)})u^{(k+1)}}^{(m)} = c_{0(u^{(1)}z^{(1)}) \dots (u^{(k)}z^{(k)})}^{(m - \|u^{(k+1)}\|)},$$

and from 10.136,

$$c_{0(u^{(1)}z^{(1)}) \dots (u^{(k)}z^{(k)})u^{(k+1)}}^{(m)} = \frac{1 + \|z^{(1)}\|}{2^{\|z^{(1)}\|}} \times \dots \times \frac{1 + \|z^{(k)}\|}{2^{\|z^{(k)}\|}}. \quad (10.137)$$

Equations 10.129, 10.130, 10.132, 10.133, 10.134, 10.135, 10.136 and 10.137 now yield the following multiplicative representation for the $c_\gamma^{(m)}$ in the expansion 10.82:

Theorem 610 (*Multiplicative representation*) For $m \geq 1$,

$$|T(a; 1)| = \sum_{k=0}^m \sum_{\substack{\beta \leq \mathbf{1} \\ |\beta| = k}} c_\beta^{(m)} a^\beta, \quad a \in \mathbb{R}^m,$$

where all $0 < c_\beta^{(m)} \leq 1$.

Now suppose the multi-index $0 \leq \beta \leq 1_m$ contains non-trivial sequences of zeros i.e. sequences with length ≥ 2 . If the sequences are $z^{(1)}, \dots, z^{(k)}$ then

$$c_\beta^{(m)} = \frac{1 + \|z^{(1)}\|}{2^{\|z^{(1)}\|}} \times \dots \times \frac{1 + \|z^{(k)}\|}{2^{\|z^{(k)}\|}}, \quad (10.138)$$

and there are no such zero sequences iff $c_\beta^{(m)} = 1$. Here $\|z\|$ denotes the length of the sequence z .

Remark 611 Suppose the multi-index $0_m \leq \beta \leq 1_m$ contains the (possible trivial) sequences of zeros $\zeta^{(1)}, \dots, \zeta^{(n)}$ i.e. sequences with length ≥ 1 . Then

$$\begin{aligned} c_\beta^{(m)} &= \frac{1 + \|\zeta^{(1)}\|}{2^{\|\zeta^{(1)}\|}} \times \dots \times \frac{1 + \|\zeta^{(n)}\|}{2^{\|\zeta^{(n)}\|}} \\ &= \frac{1}{2^{\|\zeta^{(1)}\| + \dots + \|\zeta^{(n)}\|}} \left(1 + \|\zeta^{(1)}\|\right) \times \dots \times \left(1 + \|\zeta^{(n)}\|\right) \\ &= \frac{1}{2^{m - |\beta|}} \left(1 + \|\zeta^{(1)}\|\right) \times \dots \times \left(1 + \|\zeta^{(n)}\|\right). \end{aligned}$$

Can this formula be related to the entropy $H(X) = -\sum_i p_i \log_2 p_i$ of some random variable X on a discrete multivariate distribution?

10.4.2 Some consequences of Theorem 610

Corollary 612 If \mathcal{R} is the reverse order permutation then:

1. $c_{\mathcal{R}\gamma}^{(m)} = c_\gamma^{(m)}$.
2. $|T(\mathcal{R}x)| = |T(x)|$.

Proof. The reverse order permutation is defined by: $\mathcal{R}(x_1, x_2, \dots, x_m) = (x_m, x_{m-1}, \dots, x_1)$ i.e. $(\mathcal{R}x)_k = x_{m+1-k}$.

Part 1 Regarding the formula 10.138 for $c_\gamma^{(m)}$, sequences of zeros are mapped to sequences of zeros of the same length.

Part 2 From Part 2,

$$\begin{aligned} |T(\mathcal{R}x; 1)| &= \sum_{k=0}^m \sum_{\beta \leq \mathbf{1}, |\beta|=k} c_\beta^{(m)} (\mathcal{R}x)^\beta = \sum_{k=0}^m \sum_{\beta \leq \mathbf{1}, |\beta|=k} c_\beta^{(m)} x^{\mathcal{R}\beta} = \\ &= \sum_{k=0}^m \sum_{\beta \leq \mathbf{1}, |\beta|=k} c_{\mathcal{R}\beta}^{(m)} x^{\mathcal{R}\beta} = \sum_{k=0}^m \sum_{\beta \leq \mathbf{1}, |\beta|=k} c_\beta^{(m)} x^\beta = \\ &= |T(x; 1)|. \end{aligned}$$

Alternatively, regarding formula 10.35 for $|T(x)|$, first swapping rows as $r_k \leftrightarrow r_{m+1-k}$ and then columns as $c_k \leftrightarrow c_{m+1-k}$ yields this part. ■

The next corollary requires the following elementary properties of the function $\frac{1+x}{2^x}$.

Remark 613 Elementary properties of $\frac{1+x}{2^x}$:

1. **Monotonic decreasing** When $x \geq 1$ the function $\frac{1+x}{2^x}$ decreases monotonically from a maximum of one.
2. **Subadditivity** $\frac{1+x+y}{2^{x+y}} < \frac{1+x}{2^x} \frac{1+y}{2^y}$ when $x, y > 0$.

Corollary 614

1. $c_0^{(m)} = \frac{m+1}{2^m} \leq \frac{1+m-|\gamma|}{2^{m-|\gamma|}} \leq c_\gamma^{(m)} \leq 1$ for all γ .
2. $c_0^{(m)} (1+a)^{\mathbf{1}} \leq |T(a)| \leq (1+a)^{\mathbf{1}}$ when $a \in \mathbb{R}_+^m$. This inequality is sharp.
3. When $a \in \mathbb{R}_+^m$ we have the polynomial upper bound

$$0 < |T(a)| - c_0^{(m)} < (1+a)^{\mathbf{1}} \left(\frac{a_1}{1+a_1} + \frac{a_2}{1+a_2} + \dots + \frac{a_m}{1+a_m} \right).$$

Compare this bound with the lower bound 10.265.

4. If γ contains $n \geq 0$ sequences of zeros of length ≥ 2 then $c_\gamma^{(m)} \leq \left(\frac{3}{4}\right)^n$.
5. If γ contains $n \geq 0$ sequences of zeros of length ≥ 1 then $c_\gamma^{(m)} \geq \frac{1}{2^{m-|\gamma|-n}}$.
6. $\min_{|\gamma|=n} c_\gamma^{(m)} = \frac{1+m-n}{2^{m-n}} = c_\beta^{(m)}$ when $\beta = 0_{m-n} \mathbf{1}_n$.

Proof. First note the properties of the function $\frac{1+x}{2^x}$ described in Remark 613.

Part 1 Equation 10.138 of the last theorem and the monotonicity of $\frac{1+x}{2^x}$ implies $c_\gamma^{(m)} \leq 1$. Also, 10.138 and the subadditivity of $\frac{1+x}{2^x}$ implies

$$c_\gamma^{(m)} = \frac{1 + \|z^{(1)}\|}{2^{\|z^{(1)}\|}} \times \dots \times \frac{1 + \|z^{(k)}\|}{2^{\|z^{(k)}\|}} > \frac{1 + \|z^{(1)}\| + \dots + \|z^{(k)}\|}{2^{\|z^{(1)} \dots z^{(k)}\|}} = \frac{1 + \|z^{(1)} \dots z^{(k)}\|}{2^{\|z^{(1)} \dots z^{(k)}\|}},$$

where $z^{(1)} \dots z^{(k)}$ indicates the concatenation of the sequences.

But $\|z^{(1)} \dots z^{(k)}\| + |\gamma| \leq m$ so if γ contains sequences of zeros having length ≥ 2 , 10.122 implies that,

$$c_\gamma^{(m)} \geq \frac{1+m-|\gamma|}{2^{m-|\gamma|}} \geq \frac{1+m}{2^m} = c_0^{(m)}. \tag{10.139}$$

Part 2 From 10.82, Property 606 and Part 1 of this corollary:

$$c_0^{(m)}(1+a)^{\mathbf{1}} = c_0^{(m)} \sum_{k=0}^m \sum_{\substack{\beta \leq \mathbf{1} \\ |\beta|=k}} a^\beta < T(a) = \sum_{k=0}^m \sum_{\substack{\beta \leq \mathbf{1} \\ |\beta|=k}} c_\beta^{(m)} a^\beta < \sum_{k=0}^m \sum_{\substack{\beta \leq \mathbf{1} \\ |\beta|=k}} a^\beta = (1+a)^{\mathbf{1}}.$$

Part 3 If $a > 0$ then

$$|T(a)| - c_0^{(m)} = \sum_{k=1}^m \sum_{\substack{\beta \leq \mathbf{1} \\ |\beta|=k}} c_\beta^{(m)} a^\beta < \sum_{k=1}^m \sum_{\substack{\beta \leq \mathbf{1} \\ |\beta|=k}} a^\beta = \sum_{k=0}^m \sum_{\substack{\beta \leq \mathbf{1} \\ |\beta|=k}} a^\beta - 1 = (1+a)^{\mathbf{1}} - 1,$$

But

$$\begin{aligned} (1+a)^{\mathbf{1}} - 1 &= (1+a_1)(1+a_2)\dots(1+a_m) - 1 \\ &= (1+a_1)(1+a_2)\dots(1+a_m) - (1+a_1)(1+a_2)\dots(1+a_{m-1}) + \\ &\quad + (1+a_1)(1+a_2)\dots(1+a_{m-1}) - (1+a_1)(1+a_2)\dots(1+a_{m-2}) + \dots \\ &\quad + (1+a_1) - 1 \\ &= \{(1+a_1)(1+a_2)\dots(1+a_{m-1})\} a_m + \\ &\quad + \{(1+a_1)(1+a_2)\dots(1+a_{m-2})\} a_{m-1} + \dots + (1+a_1) a_2 + a_1, \end{aligned}$$

so that

$$\frac{(1+a)^{\mathbf{1}} - 1}{(1+a)^{\mathbf{1}}} < \frac{a_m}{1+a_m} + \frac{a_{m-1}}{1+a_{m-1}} + \dots + \frac{a_1}{1+a_1},$$

and hence

$$|T(a)| - c_0^{(m)} < (1+a)^{\mathbf{1}} \frac{(1+a)^{\mathbf{1}} - 1}{(1+a)^{\mathbf{1}}} = (1+a)^{\mathbf{1}} \left(\frac{a_1}{1+a_1} + \frac{a_2}{1+a_2} + \dots + \frac{a_m}{1+a_m} \right).$$

Part 4 Suppose the sequences of zeros of length ≥ 2 are $\{z^{(j)}\}_{j=1}^n$. Then 10.138 and the monotonicity of $\frac{1+x}{2^x}$ imply the bound:

$$c_\gamma^{(m)} = \frac{1 + \|z^{(1)}\|}{2^{\|z^{(1)}\|}} \times \dots \times \frac{1 + \|z^{(n)}\|}{2^{\|z^{(n)}\|}} \leq \left(\frac{3}{4}\right)^n.$$

Part 5 Follows directly from Remark 611 to Theorem 610.

Part 6 If there are no sequences of zeros of length ≥ 2 in γ then by Theorem 610, $c_\gamma^{(m)} = 1$. Let $q = \|z^{(1)}\| + \|z^{(2)}\| + \dots + \|z^{(k)}\| = \|z^{(1)}z^{(2)}\dots z^{(k)}\|$. Then the subadditivity of $\frac{1+x}{2^x}$ implies

$$\begin{aligned} c_\gamma^{(m)} &= \frac{1 + \|z^{(1)}\|}{2^{\|z^{(1)}\|}} \frac{1 + \|z^{(2)}\|}{2^{\|z^{(2)}\|}} \times \dots \times \frac{1 + \|z^{(k)}\|}{2^{\|z^{(k)}\|}} \\ &\geq \frac{1 + \|z^{(1)}\| + \|z^{(2)}\| + \dots + \|z^{(k)}\|}{2^{\|z^{(1)}\| + \|z^{(2)}\| + \dots + \|z^{(k)}\|}} \\ &= \frac{1 + \|z^{(1)}z^{(2)}\dots z^{(k)}\|}{2^{\|z^{(1)}z^{(2)}\dots z^{(k)}\|}} \\ &\geq \frac{1 + q + (m - q - |\gamma|)}{2^{q + (m - q - |\gamma|)}} \\ &= \frac{1 + m - |\gamma|}{2^{m - |\gamma|}}. \end{aligned}$$

The sequence $\beta = 0_{m-|\gamma|}1_{|\gamma|}$ satisfies

$$c_\beta^{(m)} \geq c_\beta^{(m)} = \frac{1 + m - |\gamma|}{2^{m - |\gamma|}}, \quad |\beta| = |\gamma|.$$

Thus $\min_{|\gamma|=n} c_\gamma^{(m)} = \frac{1+m-n}{2^{m-n}} = c_\beta^{(m)}$. ■

A result regarding upper bounds for $c_\gamma^{(m)}$ was proven as part 4 of Corollary 614. We now prove a more precise result which is the upper bound equivalent of :the problem $\min_{|\gamma|=n} c_\gamma^{(m)}$ solved in part 6 of Corollary 614.

Corollary 615 *Solution of the problem $\max_{|\gamma|=k} c_\gamma^{(m)}$. There are two cases:*

Case $m/2 \leq k \leq m$

$$\max_{|\gamma|=k} c_\gamma^{(m)} = 1 = c_\beta^{(m)} \text{ when } \beta = (01)_{m-k} 1_{2k-m}. \tag{10.140}$$

Case $0 \leq k < m/2$ Define $\underline{\mu} = \lfloor \frac{m+1}{k+1} \rfloor$, $\bar{\mu} = \lceil \frac{m+1}{k+1} \rceil$, $k'' = \text{rem } \frac{m+1}{k+1}$ and $k' = k + 1 - k''$. Then

$$\max_{|\gamma|=k} c_\gamma^{(m)} = \frac{1}{2^{m-k}} \underline{\mu}^{k'} \bar{\mu}^{k''} = c_\beta^{(m)} \text{ when } \beta = \left(0_{\underline{\mu}-1} 1\right)_{k'} \left(0_{\bar{\mu}-1} 1\right)_{k''} 0_{\bar{\mu}}, \tag{10.141}$$

and we have the upper bound

$$\max_{|\gamma|=k} c_\gamma^{(m)} \leq \frac{1}{2^{m-k}} \left(\frac{m+1}{k+1}\right)^{k+1}. \tag{10.142}$$

Proof. Case $m/2 \leq k \leq m$ When $\beta = (01)_{m-k} 1_{2k-m}$ formula 10.138 implies $c_\beta^{(m)} = 1$ and by part 1 of Corollary 614, $\max_{\beta} c_\beta^{(m)} = 1$.

Case $0 \leq k < m/2$ Here, $k < m - k$ so there are more zeros than ones. Now $0_m \leq \gamma \leq 1_m$ and $|\gamma| = k$. Suppose γ has ones in positions $n_1 < n_2 < \dots < n_k$. Then from Remark 611 to Theorem 610,

$$\begin{aligned} c_\gamma^{(m)} &= \frac{1 + \|\zeta^{(1)}\|}{2^{\|\zeta^{(1)}\|}} \frac{1 + \|\zeta^{(2)}\|}{2^{\|\zeta^{(2)}\|}} \times \dots \times \frac{1 + \|\zeta^{(j)}\|}{2^{\|\zeta^{(j)}\|}} \times \dots \times \frac{1 + \|\zeta^{(k)}\|}{2^{\|\zeta^{(k)}\|}} \frac{1 + \|\zeta^{(k+1)}\|}{2^{\|\zeta^{(k+1)}\|}} \\ &= \frac{1 + (n_1 - 1)}{2^{n_1-1}} \frac{1 + (n_2 - n_1 - 1)}{2^{n_2-n_1-1}} \times \dots \times \frac{1 + (n_j - n_{j-1} - 1)}{2^{n_j-n_{j-1}-1}} \times \dots \\ &\quad \times \frac{1 + (n_k - n_{k-1} - 1)}{2^{n_k-n_{k-1}-1}} \frac{1 + (m - n_k)}{2^{m-n_k}} \\ &= \frac{n_1 (n_2 - n_1) \dots (n_j - n_{j-1}) \dots (n_k - n_{k-1}) (1 + m - n_k)}{2^{(n_1-1)+(n_2-n_1-1)+\dots+(n_j-n_{j-1}-1)+\dots+(n_k-n_{k-1}-1)+(m-n_k)}} \\ &= \frac{1}{2^{m-k}} n_1 (n_2 - n_1) \dots (n_j - n_{j-1}) \dots (n_k - n_{k-1}) (1 + m - n_k). \end{aligned}$$

Define $p = (p)_{j=1}^{k+1}$, $p_1 = n_1$, $p_j = n_j - n_{j-1}$ for $2 \leq j \leq k$, and $p_{k+1} = 1 + m - n_k$ so that

$$c_\gamma^{(m)} = \frac{1}{2^{m-k}} p_1 p_2 \dots p_{k+1}, \tag{10.143}$$

$p_j \geq 1$ and $|p| = 1 + m$. Thus the problem $\max_{|\gamma|=k} c_\gamma^{(m)}$ is equivalent to the **nonlinear integer programming problem**:

$$\max_{\substack{p_j \geq 1 \\ |p|=1+m}} p_1 p_2 \dots p_{k+1}. \tag{10.144}$$

Now if there exists $p_i \leq p_j - 2$ then the replacement: $p_i \rightarrow p_i + 1$ and $p_j \rightarrow p_j - 1$, does not change $|p|$ but increases $p_1 p_2 \dots p_{k+1}$. Repeating this process until exhaustion implies that there exist integers $\underline{\mu}$ and $\bar{\mu}$ such

that $\underline{\mu} = \bar{\mu} - 1$ and $1 \leq k', k'' < k + 1$, or $\underline{\mu} = \bar{\mu}$ and which satisfy

$$p_j = \begin{cases} \underline{\mu}, & 1 \leq j \leq k', \\ \bar{\mu}, & k' + 1 \leq j \leq k + 1, \end{cases} \quad (10.145)$$

$$\operatorname{argmax}_{\substack{p \geq 1 \\ |p|=1+m}} p_1 p_2 \dots p_{k+1} = \left(\underbrace{\underline{\mu}, \dots, \underline{\mu}}_{k' \text{ repeats}}, \underbrace{\bar{\mu}, \dots, \bar{\mu}}_{k'' \text{ repeats}} \right) = (\underline{\mu})_{k'} (\bar{\mu})_{k''},$$

$$\max_{\substack{p \geq 1 \\ |p|=1+m}} p_1 p_2 \dots p_{k+1} = \underline{\mu}^{k'} \bar{\mu}^{k''},$$

$$k' + k'' = k + 1, \quad (10.146)$$

$$\underline{\mu}^{k'} + \bar{\mu}^{k''} = m + 1. \quad (10.147)$$

From the definition of the p_j , $\|\zeta^{(1)}\| = n_1 - 1 = p_1 - 1$, $\|\zeta^{(j)}\| = n_j - n_{j-1} - 1 = p_j - 1$ and $\|\zeta^{(k+1)}\| = m - n_k = p_{k+1} - 1$ i.e.

$$n_j = p_1 + p_2 + \dots + p_j, \quad 1 \leq j \leq k, \quad (10.148)$$

and

$$\|\zeta^{(j)}\| = p_j - 1, \quad 1 \leq j \leq k + 1, \quad (10.149)$$

so that from 10.143,

$$\max_{|\gamma|=k} c_\gamma^{(m)} = \frac{1}{2^{m-k}} \underline{\mu}^{k'} \bar{\mu}^{k''}, \quad (10.150)$$

and

$$(0_{p_1-1} 1) (0_{p_2-1} 1) \dots (0_{p_k-1} 1) 0_{p_{k+1}} \in \operatorname{argmax}_{|\gamma|=k} c_\gamma^{(m)}.$$

Substituting 10.145 in the last expression now gives

$$\underbrace{(0_{\underline{\mu}-1} 1) (0_{\underline{\mu}-1} 1) \dots (0_{\underline{\mu}-1} 1)}_{k' \text{ repetitions}} \underbrace{(0_{\bar{\mu}-1} 1) (0_{\bar{\mu}-1} 1) \dots (0_{\bar{\mu}-1} 1)}_{k''-1 \text{ repetitions}} 0_{\bar{\mu}} \in \operatorname{argmax}_{|\gamma|=k} c_\gamma^{(m)},$$

or more compactly

$$(0_{\underline{\mu}-1} 1)_{k'} (0_{\bar{\mu}-1} 1)_{k''-1} 0_{\bar{\mu}} \in \operatorname{argmax}_{|\gamma|=k} c_\gamma^{(m)}, \quad (10.151)$$

where, since we can have $k'' - 1$, we define $\delta_0 = 1$ for any sequence δ . Expressions 10.150 and 10.151 can now be written

$$\max_{|\gamma|=k} c_\gamma^{(m)} = \frac{1}{2^{m-k}} \underline{\mu}^{k'} \bar{\mu}^{k''} = c_\beta^{(m)}, \quad \beta = (0_{\underline{\mu}-1} 1)_{k'} (0_{\bar{\mu}-1} 1)_{k''-1} 0_{\bar{\mu}}. \quad (10.152)$$

Suppose $\underline{\mu} = \bar{\mu}$. Then 10.146 and 10.147 imply $\underline{\mu} = \frac{m+1}{k+1}$ and so $\frac{m+1}{k+1}$ is an integer. In fact, we now show that if $\frac{m+1}{k+1}$ is an integer then $\underline{\mu} = \bar{\mu} = \frac{m+1}{k+1}$. If $\underline{\mu} = \bar{\mu} - 1$ and $k', k'' \geq 1$ then from 10.146 and 10.147, $m + 1 = \underline{\mu}^{k'} + \bar{\mu}^{k''} = \underline{\mu}^{k'} + (1 + \underline{\mu})^{k''} = \underline{\mu}^{k'} + \underline{\mu}^{k''} + \binom{k''}{1} \underline{\mu}^{k''-1} + \dots + \binom{k''}{k''} 1$ i.e. $\frac{m+1}{k+1} = \underline{\mu} + \frac{k''}{k+1}$. But $1 \leq k'' < k + 1$ so $\frac{m+1}{k+1} = \underline{\mu}$ as claimed. Observing that the mean of p is $\bar{p} = \frac{m+1}{k+1}$, this motivates us to consider two subcases:

Subcase $\bar{p} = \frac{m+1}{k+1}$ is an integer We have just shown that:

$$p_j = \underline{\mu} = \bar{\mu} = \frac{m+1}{k+1}, \quad 1 \leq j \leq k + 1, \quad (10.153)$$

Since $2k < m$: $\underline{\mu} = \frac{1+m}{1+k} > \frac{1+m}{1+m/2} = \frac{1+m/2+m/2}{1+m/2} = 1 + \frac{m/2}{1+m/2} > 1$ and so $\underline{\mu} \geq 2$ which from 10.149 implies that $\|\zeta^{(j)}\| = \underline{\mu} - 1 \geq 1$. Expression 10.152 becomes

$$\max_{|\gamma|=k} c_\gamma^{(m)} = \frac{1}{2^{m-k}} \underline{\mu}^{k+1} = c_\beta^{(m)}, \quad \beta = (0_{\underline{\mu}-1} 1)_k 0_{\underline{\mu}-1}. \quad (10.154)$$

Subcase $\bar{p} = \frac{m+1}{k+1}$ is not an integer In this case we know from above that $\underline{\mu} = \bar{\mu} - 1$ and $1 \leq k', k'' < k + 1$. Further, from 10.146 and 10.147,

$$m + 1 = \underline{\mu}k' + \bar{\mu}k'' = \underline{\mu}k' + (1 + \underline{\mu})k'' = \underline{\mu}(k + 1) + k'',$$

so that

$$\underline{\mu} = \left\lfloor \frac{m + 1}{k + 1} \right\rfloor \text{ and } \bar{\mu} = \underline{\mu} + 1, \tag{10.155}$$

$$k'' = \text{rem} \frac{m + 1}{k + 1} \text{ and } k' = k + 1 - k'', \tag{10.156}$$

Since $2k < m$ and $k'' \leq k$: $\underline{\mu} = \frac{1+m-k''}{1+k} > \frac{1+m-k''}{1+m/2} = \frac{1+m/2+m/2-k''}{1+m/2} = 1 + \frac{m/2-k''}{1+m/2} > 1$ and so $\underline{\mu} \geq 2$. The equivalent of 10.154 here is 10.152. Finally we observe that for both subcases $\underline{\mu} = \left\lfloor \frac{m+1}{k+1} \right\rfloor$ and $\bar{\mu} = \left\lceil \frac{m+1}{k+1} \right\rceil$ so that 10.141 holds.

It remains to prove the upper bound 10.142. We do this using the **theorem of weighted means** which compares the weighted geometric and arithmetic means. In fact, regarding 10.141 and using equations 10.146 and 10.147 we get

$$\left(\underline{\mu}^{k'} \bar{\mu}^{k''} \right)^{\frac{1}{k'+k''}} \leq \frac{k' \underline{\mu} + k'' \bar{\mu}}{k' + k''} = \frac{m + 1}{k + 1},$$

so that

$$\max_{|\gamma|=k} c_{\gamma}^{(m)} = \frac{1}{2^{m-k}} \underline{\mu}^{k'} \bar{\mu}^{k''} \leq \frac{1}{2^{m-k}} \left(\frac{m + 1}{k + 1} \right)^{k+1},$$

as required. ■

10.5 Uniform upper bounds for $T^{-1}\beta$ and $|\mu(f)|_{\max}$

In this section we will proof Theorem 617 which is applied in the succeeding subsections to prove the estimate 10.177 which is a uniform upper bound for $|T^{-1}\beta|_{\max}$. This bound is applied in turn to 10.44 to obtain the upper bound 10.178 for $|\mu(f)|_{\max}$.

10.5.1 Bounds for $(T^{-1}\beta)_1$

From 10.54, 10.52 and 10.53,

$$\begin{aligned} (T^{-1}\beta)_1 &= (-1)^{1-1} \frac{1}{|T|} \left((-1)^N M_{1,N-1} - M_{1,1} \right) \\ &= \frac{1}{|T|} \left((-1)^N \left(-\frac{1}{2} \right)^{N-2} - |T_{2:N-1}| \right) \\ &= \frac{1}{|T|} \left(\left(\frac{1}{2} \right)^{N-2} - |T_{2:N-1}| \right). \end{aligned} \tag{10.157}$$

Set

$$x = \frac{1}{v} \Delta_1 X = \frac{1}{v} \left(x^{(k+1)} - x^{(k)} \right)_{k=1}^{N-1}. \tag{10.158}$$

From 10.83 and then using 10.122 and 10.91 i.e. $c_0^{(m)} = \frac{m+1}{2^m}$, $c_1^{(m)} = 1$, we calculate for $N \geq 3$:

$$\begin{aligned}
 (T^{-1}\beta)_1 &= \frac{1}{|T|} \left(\frac{1}{2^{N-2}} - |T_{2:N-1}| \right) \\
 &= \frac{\frac{1}{2^{N-2}} - \sum_{k=0}^{N-2} \sum_{\gamma \leq \mathbf{1}, |\gamma|=k} c_\gamma^{(N-2)} x_{2:N-1}^\gamma}{\sum_{k=0}^{N-1} \sum_{\beta \leq \mathbf{1}, |\beta|=k} c_\beta^{(N-1)} x^\beta} \\
 &= \frac{\frac{1}{2^{N-2}} - \sum_{k=0}^{N-2} \sum_{\gamma \leq \mathbf{1}, |\gamma|=k} c_\gamma^{(N-2)} x_{2:N-1}^\gamma - \sum_{k=1}^{N-2} \sum_{\gamma \leq \mathbf{1}, |\gamma|=k} c_\gamma^{(N-2)} x_{2:N-1}^\gamma}{\sum_{k=0}^{N-1} \sum_{\beta \leq \mathbf{1}, |\beta|=k} c_\beta^{(N-1)} x^\beta + \sum_{k=1}^{N-1} \sum_{\beta \leq \mathbf{1}, |\beta|=k} c_\beta^{(N-1)} x^\beta} \\
 &= \frac{\frac{1}{2^{N-2}} - c_0^{(N-2)} - \sum_{k=1}^{N-2} \sum_{\gamma \leq \mathbf{1}, |\gamma|=k} c_\gamma^{(N-2)} x_{2:N-1}^\gamma}{c_0^{(N-1)} + \sum_{k=1}^{N-1} \sum_{\beta \leq \mathbf{1}, |\beta|=k} c_\beta^{(N-1)} x^\beta} \\
 &= \frac{\frac{1}{2^{N-2}} - \frac{N-1}{2^{N-2}} - \sum_{k=1}^{N-2} \sum_{\gamma \leq \mathbf{1}, |\gamma|=k} c_\gamma^{(N-2)} x_{2:N-1}^\gamma}{\frac{N}{2^{N-1}} + \sum_{k=1}^{N-1} \sum_{\beta \leq \mathbf{1}, |\beta|=k} c_\beta^{(N-1)} x^\beta} \\
 &= \frac{-\frac{N-2}{2^{N-2}} - \sum_{k=1}^{N-2} \sum_{\gamma \leq \mathbf{1}, |\gamma|=k} c_\gamma^{(N-2)} x_{2:N-1}^\gamma}{\frac{N}{2^{N-1}} + \sum_{k=1}^{N-1} \sum_{\beta \leq \mathbf{1}, |\beta|=k} c_\beta^{(N-1)} x^\beta} \\
 &= \frac{-\frac{N-1}{2^{N-2}} - \sum_{k=0}^{N-2} \sum_{\gamma \leq \mathbf{1}, |\gamma|=k} c_\gamma^{(N-2)} x_{2:N-1}^\gamma}{\frac{N}{2^{N-1}} + \sum_{k=1}^{N-2} \sum_{\beta \leq \mathbf{1}, |\beta|=k} c_\beta^{(N-1)} x^\beta + x^{\mathbf{1}}} \\
 &= -\frac{\frac{N-1}{2^{N-2}} + \sum_{k=0}^{N-2} \sum_{\gamma \leq \mathbf{1}, |\gamma|=k} c_\gamma^{(N-2)} x_{2:N-1}^\gamma}{\frac{N}{2^{N-1}} + \sum_{k=1}^{N-2} \sum_{\beta \leq \mathbf{1}, |\beta|=k} c_\beta^{(N-1)} x^\beta + x^{\mathbf{1}}} \\
 &= -\frac{\frac{N-1}{2^{N-2}} + \sum_{k=1}^{N-2} \sum_{\gamma \leq \mathbf{1}, |\gamma|=k-1} c_\gamma^{(N-2)} x_{2:N-1}^\gamma}{\frac{N}{2^{N-1}} + \sum_{k=1}^{N-2} \sum_{\beta \leq \mathbf{1}, |\beta|=k} c_\beta^{(N-1)} x^\beta + x^{\mathbf{1}}}, \tag{10.159}
 \end{aligned}$$

so that

$$(T^{-1}\beta)_1 = -\frac{\sum_{k=1}^{N-2} \sum_{\gamma \leq \mathbf{1}, |\gamma|=k-1} c_\gamma^{(N-2)} x_{2:N-1}^\gamma + \frac{N-1}{2^{N-2}}}{\frac{N}{2^{N-1}} + \sum_{k=1}^{N-2} \sum_{\beta \leq \mathbf{1}, |\beta|=k} c_\beta^{(N-1)} x^\beta + x^{\mathbf{1}}} < 0, \tag{10.160}$$

where x is given by 10.158. But from inequality 10.168 of Corollary 617 below:

$$\sum_{\beta \leq \mathbf{1}, |\beta|=k} c_\beta^{(N-1)} x^\beta > \frac{1}{2} \sum_{\gamma \leq \mathbf{1}, |\gamma|=k-1} c_\gamma^{(N-2)} x_{2:N-1}^\gamma, \quad x > 0_{N-1}, \quad 1 \leq k \leq N-1,$$

which implies

$$\begin{aligned} \frac{N}{2^{N-1}} + \sum_{k=1}^{N-2} \sum_{\beta \leq \mathbf{1}, |\beta|=k} c_{\beta}^{(N-1)} x^{\beta} + x^{\mathbf{1}} &> \frac{N}{2^{N-1}} + \frac{1}{2} \sum_{k=1}^{N-2} \sum_{\gamma \leq \mathbf{1}, |\gamma|=k-1} c_{\gamma}^{(N-2)} x_{2:N-1}^{\gamma} + x^{\mathbf{1}} \\ &> \frac{1}{2} \left(\frac{N-1}{2^{N-2}} + \sum_{k=1}^{N-2} \sum_{\gamma \leq \mathbf{1}, |\gamma|=k-1} c_{\gamma}^{(N-2)} x_{2:N-1}^{\gamma} \right), \end{aligned}$$

and so

$$0 < -(T^{-1}\beta)_1 < 2, \quad N \geq 3, \quad \rho > 0, \tag{10.161}$$

where $T = T(x; 1)$, $x = \frac{1}{v} \Delta_1 X$ and from 10.11, $v = \rho N$.

The first step toward proving Theorem 617 are the following estimates:

Theorem 616 *If $0 \leq \mu \leq 1_{m-1}$ then:*

1. $\frac{1}{2} c_{\mu}^{(m-1)} < c_{0,\mu}^{(m)} \leq c_{\mu}^{(m-1)}, \quad m \geq 2.$
2. $\frac{1}{2} c_{\lambda,\mu}^{(m-1)} < c_{\lambda,0,\mu}^{(m)} \leq c_{\lambda,\mu}^{(m-1)}, \quad m \geq 3.$
3. $\frac{1}{2} c_{\lambda}^{(m-1)} < c_{\lambda,0}^{(m)} \leq c_{\lambda}^{(m-1)}, \quad m \geq 2.$
4. $\frac{1}{2^{m-|\sigma|}} \leq c_{\sigma}^{(m)} \leq 1, \quad m \geq 1. \text{ (cf. 10.139)}$

The estimate of part1 can be sharpened slightly to:

5. $\frac{1}{2} \frac{m+1}{m} c_{\mu}^{(m-1)} \leq c_{0,\mu}^{(m)}, \quad m \geq 2.$
Finally, if $0 < \mu \leq 1_{m-1}$ then
6. $\frac{1}{2} \frac{m}{m-1} c_{\mu}^{(m-1)} \leq c_{0,\mu}^{(m)}, \quad \text{when } m \geq 2.$

Proof. Part 1

Case 1 $(0, \mu)$ contains no non-trivial sequence of zeros This means μ contains no non-trivial sequence of zeros and so Theorem 610 implies $c_{0,\mu}^{(m)} = c_{\mu}^{(m-1)} = 1.$

There remain four cases:

Case 2 $\mu = 0$ From 10.84, $c_{0,0}^{(2)} = 3/4$ and $c_0^{(1)} = 1$ so that

$$c_{0,\mu}^{(m)} = \frac{3}{4} c_{\mu}^{(m-1)}.$$

Again with reference to Theorem 610: if $(0, \mu)$ contains the non-trivial sequences $z^{(1)}, \dots, z^{(k)}$ of zeros then

$$c_{0,\mu}^{(m)} = \frac{1 + \|z^{(1)}\|}{2^{\|z^{(1)}\|}} \times \dots \times \frac{1 + \|z^{(k)}\|}{2^{\|z^{(k)}\|}}. \tag{10.162}$$

Case 3 $\mu = (1, \dots)$ Here μ has the same non-trivial sequences of zeros as $(0, \mu)$ and so

$$c_{0,\mu}^{(m)} = c_{\mu}^{(m-1)}.$$

Case 4 $\mu = (0, 1, \dots)$ In this case $z^{(1)} = (0, 0)$. Thus $c_{0,\mu}^{(m)} = \frac{3}{4} \frac{1 + \|z^{(2)}\|}{2^{\|z^{(2)}\|}} \times \dots \times \frac{1 + \|z^{(k)}\|}{2^{\|z^{(k)}\|}}$ and $c_{\mu}^{(m-1)} = \frac{1 + \|z^{(2)}\|}{2^{\|z^{(2)}\|}} \times \dots \times \frac{1 + \|z^{(k)}\|}{2^{\|z^{(k)}\|}}$ and hence

$$c_{0,\mu}^{(m)} = \frac{3}{4} c_{\mu}^{(m-1)}.$$

Case 5 $\mu = (0, 0, \dots)$ In this case $z^{(1)} = (0, 0, 0, \dots)$. Thus $c_{\mu}^{(m-1)} = \frac{\|z^{(1)}\|}{2\|z^{(1)}\|^{-1}} \frac{1+\|z^{(2)}\|}{2\|z^{(2)}\|} \times \dots \times \frac{1+\|z^{(k)}\|}{2\|z^{(k)}\|}$ and so $c_{0,\mu}^{(m)} = \frac{1+\|z^{(1)}\|}{2\|z^{(1)}\|} c_{\mu}^{(m-1)} = \frac{1}{2} \left(1 + \frac{1}{\|z^{(1)}\|}\right) c_{\mu}^{(m-1)}$.

But $3 \leq \|z^{(1)}\| \leq m$ so

$$\frac{1}{2} c_{\mu}^{(m-1)} < \frac{m+1}{2m} c_{\mu}^{(m-1)} \leq c_{0,\mu}^{(m)} \leq \frac{2}{3} c_{\mu}^{(m-1)}. \quad (10.163)$$

Noting 10.95 we can verify that part 1 also holds for $m = 2$.

Part 2 **Case 1** $(\lambda, 0, \mu)$ contains no non-trivial sequence of zeros Then

$$c_{\lambda,0,\mu}^{(m)} = c_{\lambda,\mu}^{(m-1)} = 1.$$

Now suppose has a non-trivial sequence of zeros. By Theorem 610,

$$c_{\lambda,0,\mu}^{(m)} = \frac{1 + \|z^{(1)}\|}{2\|z^{(1)}\|} \times \dots \times \frac{1 + \|z^{(k)}\|}{2\|z^{(k)}\|}. \quad (10.164)$$

We consider six cases:

Case 1 $\lambda = (\dots, 1), \mu = (1, \dots)$ Then $c_{\lambda,0,\mu}^{(m)} = c_{\dots 1,0,1\dots}^{(m)}$ and $c_{\lambda,\mu}^{(m-1)} = c_{\dots 1,1\dots}^{(m-1)}$ and $c_{\lambda,0,\mu}^{(m)}$ and $c_{\lambda,\mu}^{(m-1)}$ both have the same non-trivial sequence of zeros. Thus by 10.164,

$$c_{\lambda,0,\mu}^{(m)} = c_{\lambda,\mu}^{(m-1)}.$$

Case 2 $\lambda = (\dots, 1, 0), \mu = (1, \dots)$ Write $(\lambda, 0, \mu) = (\dots 1, 0, 0, 1\dots) = (\dots 1, z^{(n)}, 1\dots)$ where $z^{(n)} = (0, 0)$, so that $(\lambda, \mu) = (\dots 1, 0, 1\dots)$ and

$$\begin{aligned} c_{\lambda,0,\mu}^{(m)} &= \frac{1 + \|z^{(1)}\|}{2\|z^{(1)}\|} \times \dots \times \frac{1 + \|z^{(n)}\|}{2\|z^{(n)}\|} \times \dots \times \frac{1 + \|z^{(k)}\|}{2\|z^{(k)}\|} \\ &= \frac{3}{4} \frac{1 + \|z^{(1)}\|}{2\|z^{(1)}\|} \times \dots \times \frac{1 + \|z^{(n-1)}\|}{2\|z^{(n-1)}\|} \frac{1 + \|z^{(n+1)}\|}{2\|z^{(n+1)}\|} \times \dots \times \frac{1 + \|z^{(k)}\|}{2\|z^{(k)}\|} \\ &= \frac{3}{4} c_{\lambda,\mu}^{(m-1)}. \end{aligned}$$

Case 3 $\lambda = (\dots, 0, 0), \mu = (1, \dots)$ Write $(\lambda, 0, \mu) = (\dots, 0, 0, 0, 1\dots) = (\dots, z^{(n)}, 1\dots)$ where $z^{(n)} = (0, \dots, 0, 0)$, so that $(\lambda, \mu) = (\dots, z^{(n)} \setminus 0, 1\dots)$ and hence

$$\begin{aligned} c_{\lambda,\mu}^{(m-1)} &= \frac{1 + \|z^{(1)}\|}{2\|z^{(1)}\|} \times \dots \times \frac{1 + \|z^{(n)} \setminus 0\|}{2\|z^{(n)} \setminus 0\|} \times \dots \times \frac{1 + \|z^{(k)}\|}{2\|z^{(k)}\|} \\ &= \frac{\frac{1 + \|z^{(n)} \setminus 0\|}{2\|z^{(n)} \setminus 0\|}}{\frac{1 + \|z^{(n)}\|}{2\|z^{(n)}\|}} c_{\lambda,0,\mu}^{(m)} = 2 \frac{\|z^{(n)}\|}{1 + \|z^{(n)}\|} c_{\lambda,0,\mu}^{(m)}. \end{aligned}$$

But $3 \leq \|z^{(n)}\| \leq m - 1$ and since $c_{\lambda,0,\mu}^{(m)} = \frac{1}{2} \frac{1 + \|z^{(n)}\|}{\|z^{(n)}\|} c_{\lambda,\mu}^{(m-1)} = \frac{1}{2} \left(1 + \frac{1}{\|z^{(n)}\|}\right) c_{\lambda,\mu}^{(m-1)}$ we obtain

$$\frac{1}{2} c_{\lambda,\mu}^{(m-1)} < \frac{1}{2} \frac{m}{m-1} c_{\lambda,\mu}^{(m-1)} \leq c_{\lambda,0,\mu}^{(m)} \leq \frac{2}{3} c_{\lambda,\mu}^{(m-1)}. \quad (10.165)$$

Case 4 $\lambda = (\dots, 1), \mu = (0, 1, \dots)$ Write $(\lambda, 0, \mu) = (\dots, 1, 0, 0, 1 \dots) = (\dots, 1, z^{(n)}, 1 \dots)$ where $z^{(n)} = (0, 0)$, so that $(\lambda, \mu) = (\dots, 1, 0, 1 \dots)$ and

$$\begin{aligned} c_{\lambda,0,\mu}^{(m)} &= \frac{1 + \|z^{(1)}\|}{2^{\|z^{(1)}\|}} \times \dots \times \frac{1 + \|z^{(n)}\|}{2^{\|z^{(n)}\|}} \times \dots \times \frac{1 + \|z^{(k)}\|}{2^{\|z^{(k)}\|}} \\ &= \frac{3}{4} \frac{1 + \|z^{(1)}\|}{2^{\|z^{(1)}\|}} \times \dots \times \frac{1 + \|z^{(n-1)}\|}{2^{\|z^{(n-1)}\|}} \frac{1 + \|z^{(n+1)}\|}{2^{\|z^{(n+1)}\|}} \times \dots \times \frac{1 + \|z^{(k)}\|}{2^{\|z^{(k)}\|}} \\ &= \frac{3}{4} c_{\lambda,\mu}^{(m-1)}. \end{aligned}$$

Case 5 $\lambda = (\dots, 1), \mu = (0, 0, \dots)$ In a manner similar to Case 3 we get

$$\frac{1}{2} c_{\lambda,\mu}^{(m-1)} < \frac{1}{2} \frac{m}{m-1} c_{\lambda,\mu}^{(m-1)} \leq c_{\lambda,0,\mu}^{(m)} \leq \frac{2}{3} c_{\lambda,\mu}^{(m-1)}.$$

Case 6 $\lambda = (\dots, 0), \mu = (0, \dots)$ Write $(\lambda, 0, \mu) = (\dots, 0, 0, 0, \dots) = (\dots, z^{(n)}, \dots)$ where $z^{(n)} = (0, \dots, 0, \dots, 0)$, so that $(\lambda, \mu) = (\dots, z^{(n)} \setminus 0, \dots)$ and hence if

$$c_{\lambda,0,\mu}^{(m)} = \frac{1 + \|z^{(1)}\|}{2^{\|z^{(1)}\|}} \times \dots \times \frac{1 + \|z^{(n)}\|}{2^{\|z^{(n)}\|}} \times \dots \times \frac{1 + \|z^{(k)}\|}{2^{\|z^{(k)}\|}},$$

then

$$\begin{aligned} c_{\lambda,\mu}^{(m-1)} &= \frac{1 + \|z^{(1)}\|}{2^{\|z^{(1)}\|}} \times \dots \times \frac{1 + \|z^{(n)} \setminus 0\|}{2^{\|z^{(n)} \setminus 0\|}} \times \dots \times \frac{1 + \|z^{(k)}\|}{2^{\|z^{(k)}\|}} \\ &= \frac{1 + \|z^{(n)} \setminus 0\|}{2^{\|z^{(n)} \setminus 0\|}} c_{\lambda,0,\mu}^{(m)} = 2 \frac{\|z^{(n)}\|}{1 + \|z^{(n)}\|} c_{\lambda,0,\mu}^{(m)}. \end{aligned}$$

But $3 \leq \|z^{(n)}\| \leq m$ and since $c_{\lambda,0,\mu}^{(m)} = \frac{1}{2} \frac{1 + \|z^{(n)}\|}{\|z^{(n)}\|} c_{\lambda,\mu}^{(m-1)} = \frac{1}{2} \left(\frac{1}{\|z^{(n)}\|} + 1 \right) c_{\lambda,\mu}^{(m-1)}$ we obtain

$$\frac{1}{2} c_{\lambda,\mu}^{(m-1)} < \frac{1}{2} \frac{m+1}{m} c_{\lambda,\mu}^{(m-1)} \leq c_{\lambda,0,\mu}^{(m)} \leq \frac{2}{3} c_{\lambda,\mu}^{(m-1)}.$$

Part 3

Case 1 $(\lambda, 0)$ contains no non-trivial sequence of zeros This means λ contains no non-trivial sequence of zeros and so Theorem 610 implies $c_{\lambda,0}^{(m)} = c_{\lambda}^{(m-1)} = 1$.

There remain four cases:

Case 2 $\lambda = 0$ From 10.84, $c_{0,0}^{(2)} = 3/4$ and $c_0^{(1)} = 1$ so that

$$c_{0,\lambda}^{(m)} = \frac{3}{4} c_{\lambda}^{(m-1)}.$$

Again with reference to Theorem 610: if $(\lambda, 0)$ contains the non-trivial sequences $z^{(1)}, \dots, z^{(k)}$ of zeros then

$$c_{\lambda,0}^{(m)} = \frac{1 + \|z^{(1)}\|}{2^{\|z^{(1)}\|}} \times \dots \times \frac{1 + \|z^{(k)}\|}{2^{\|z^{(k)}\|}}.$$

Case 3 $\lambda = (\dots, 1)$ Here λ has the same non-trivial sequences of zeros as $(\lambda, 0)$ and so

$$c_{\lambda,0}^{(m)} = c_{\lambda}^{(m-1)}.$$

Case 4 $\lambda = (\dots, 1, 0)$ In this case $z^{(k)} = (0, 0)$. Thus $c_{\lambda,0}^{(m)} = \frac{3}{4} \frac{1+\|z^{(1)}\|}{2\|z^{(1)}\|} \times \dots \times \frac{1+\|z^{(k-1)}\|}{2\|z^{(k-1)}\|}$ and $c_{\lambda}^{(m-1)} = \frac{1+\|z^{(1)}\|}{2\|z^{(1)}\|} \times \dots \times \frac{1+\|z^{(k-1)}\|}{2\|z^{(k-1)}\|}$ and hence

$$c_{\lambda,0}^{(m)} = \frac{3}{4} c_{\lambda}^{(m-1)}.$$

Case 5 $\lambda = (\dots, 0, 0)$ In this case $z^{(k)} = (\dots, 0, 0, 0)$. Thus $c_{\lambda}^{(m-1)} = \frac{1+\|z^{(1)}\|}{2\|z^{(1)}\|} \frac{1+\|z^{(2)}\|}{2\|z^{(2)}\|} \times \dots \times \frac{\|z^{(k)}\|}{2\|z^{(k)}\|^{-1}}$ and so $c_{\lambda,0}^{(m)} = \frac{1}{2} \frac{1+\|z^{(k)}\|}{\|z^{(k)}\|} c_{\lambda}^{(m-1)} = \frac{1}{2} \left(1 + \frac{1}{\|z^{(k)}\|}\right) c_{\lambda}^{(m-1)}$.

But $3 \leq \|z^{(k)}\| \leq m$ so

$$\frac{1}{2} c_{\lambda}^{(m-1)} < \frac{1+m}{2m} c_{\lambda}^{(m-1)} \leq c_{\lambda,0}^{(m)} \leq \frac{2}{3} c_{\lambda}^{(m-1)}.$$

The case $m = 2$ follows from 10.95.

Part 4 Since σ has $|\sigma|$ ones and $m - |\sigma|$ zeros it follows directly from the previous parts and 10.91 that $\frac{1}{2^{m-|\sigma|}} c_{\mathbf{1}}^{(|\sigma|)} < c_{\sigma}^{(m)} \leq 1$ and $c_{\mathbf{1}}^{(|\sigma|)} = 1$.

Part 5 This follows directly from 10.163 in case 5 of part 1.

Part 6 This also follows from 10.163 in case 5 of part 1 except that now $0 < \mu$ implies $m \geq 4$ and $3 \leq \|z^{(1)}\| \leq m - 1$. The cases $m = 2$ and $m = 3$ can be verified with reference to 10.95. ■

We can now prove:

Theorem 617 Suppose $x = (x', x_{l:l+k-1}, x'') \in \mathbb{R}_+^m$ where $m \geq 2$ and $1 \leq l \leq m - k + 1$: note that either x' or x'' may be empty but not both. Then

$$\sum_{\beta \leq \mathbf{1}, |\beta|=n} c_{\beta}^{(m)} x^{\beta} > \frac{1}{2^k} \sum_{\gamma \leq \mathbf{1}, |\gamma|=n-k} c_{\gamma}^{(m-k)} (x', x'')^{\gamma}, \quad 1 \leq k \leq n. \quad (10.166)$$

Suppose $1 \leq n \leq m$. Then

$$\sum_{\beta \leq \mathbf{1}, |\beta|=n} c_{\beta}^{(m)} x^{\beta} > \frac{1}{2^k} \sum_{\gamma \leq \mathbf{1}, |\gamma|=n-k} c_{\gamma}^{(m-k)} x_{1:m-k}^{\gamma}, \quad 1 \leq k \leq n, \quad (10.167)$$

and

$$\sum_{\beta \leq \mathbf{1}, |\beta|=n} c_{\beta}^{(m)} x^{\beta} > \frac{1}{2^j} \sum_{\gamma \leq \mathbf{1}, |\gamma|=n-j} c_{\gamma}^{(m-j)} x_{j+1:m}^{\gamma}, \quad 1 \leq j \leq n. \quad (10.168)$$

Proof. Suppose $x = (x', x_l, x'') \in \mathbb{R}_+^m$. Note that either x' or x'' may be empty but not both. Then for $1 \leq n \leq m$:

$$\begin{aligned}
 \sum_{\substack{\beta \leq \mathbf{1} \\ |\beta|=n}} c_\beta^{(m)} x^\beta &= \sum_{\substack{\beta \leq \mathbf{1} \\ |\beta|=n}} c_\beta^{(m)} (x', x_l, x'')^\beta \\
 &= \sum_{\substack{(\beta', \beta_l, \beta'') \leq \mathbf{1} \\ |\beta'| + \beta_l + |\beta''| = n}} c_{\beta', \beta_l, \beta''}^{(m)} (x')^{\beta'} x_l^{\beta_l} (x'')^{\beta''} \\
 &= \sum_{\substack{\beta_l=1 \\ (\beta', \beta'') \leq \mathbf{1}_{m-1} \\ |\beta'| + \beta_l + |\beta''| = n}} c_{\beta', \beta_l, \beta''}^{(m)} (x')^{\beta'} x_l^{\beta_l} (x'')^{\beta''} + \\
 &\quad + \sum_{\substack{\beta_l=0 \\ (\beta', \beta'') \leq \mathbf{1}_{m-1} \\ |\beta'| + \beta_l + |\beta''| = n}} c_{\beta', \beta_l, \beta''}^{(m)} (x')^{\beta'} x_l^{\beta_l} (x'')^{\beta''} \\
 &> \sum_{\substack{\beta_l=0 \\ (\beta', \beta'') \leq \mathbf{1}_{m-1} \\ |\beta'| + \beta_l + |\beta''| = n}} c_{\beta', \beta_l, \beta''}^{(m)} (x')^{\beta'} x_l^{\beta_l} (x'')^{\beta''} \\
 &= \sum_{\substack{(\beta', \beta'') \leq \mathbf{1}_{m-1} \\ |\beta'| + |\beta''| = n-1}} c_{\beta', 0, \beta''}^{(m)} (x')^{\beta'} (x'')^{\beta''}.
 \end{aligned}$$

Now from parts 1,2 and 3 of Theorem 616, $c_{\beta', 0, \beta''}^{(m)} > \frac{1}{2} c_{\beta', \beta''}^{(m-1)}$, so that now

$$\begin{aligned}
 \sum_{\beta \leq \mathbf{1}, |\beta|=n} c_\beta^{(m)} x^\beta &> \frac{1}{2} \sum_{\substack{(\beta', \beta'') \leq \mathbf{1} \\ |\beta'| + |\beta''| = n-1}} c_{\beta', \beta''}^{(m-1)} (x')^{\beta'} (x'')^{\beta''} \\
 &= \frac{1}{2} \sum_{\gamma \leq \mathbf{1}, |\gamma|=n-1} c_\gamma^{(m-1)} (x', x'')^\gamma.
 \end{aligned} \tag{10.169}$$

The equations of this theorem now follow easily by successive applications of 10.169. ■

10.5.2 Bounds for $(T^{-1}\beta)_{N-1}$

From 10.54, $(T^{-1}\beta)_k = (-1)^{k-1} \frac{1}{|T|} \left((-1)^N M_{k, N-1} - M_{k,1} \right)$ for $k \leq N-1$. From 10.53, $M_{N-1, N-1} = |T_{1:N-2}|$ and from 10.52, $M_{N-1,1} = -\frac{1}{2^{N-2}}$. Then

$$\begin{aligned}
 (T^{-1}\beta)_{N-1} &= (-1)^{N-2} \frac{1}{|T|} \left((-1)^N M_{N-1, N-1} - M_{N-1,1} \right) \\
 &= \frac{1}{|T|} \left(M_{N-1, N-1} - (-1)^N M_{N-1,1} \right) \\
 &= \frac{1}{|T|} \left(|T_{1:N-2}| - (-1)^N - \frac{1}{2^{N-2}} \right) \\
 &= \frac{1}{|T|} \left(|T_{1:N-2}| - \frac{1}{2^{N-2}} \right).
 \end{aligned} \tag{10.170}$$

Set $x = \frac{1}{v}\Delta_1 X$. Then $x \in \mathbb{R}_+^{N-1}$ from 10.82 and then 10.122,

$$\begin{aligned}
 (T^{-1}\beta)_{N-1} &= \frac{\sum_{k=0}^{N-2} \sum_{\gamma \leq \mathbf{1}, |\gamma|=k} c_\gamma^{(N-2)} x_{1:N-2}^\gamma - \frac{1}{2^{N-2}}}{\sum_{k=0}^{N-1} \sum_{\beta \leq \mathbf{1}, |\beta|=k} c_\beta^{(N-1)} x^\beta} \\
 &= \frac{c_0^{(N-2)} + \sum_{k=1}^{N-2} \sum_{\gamma \leq \mathbf{1}, |\gamma|=k} c_\gamma^{(N-2)} x_{1:N-2}^\gamma - \frac{1}{2^{N-2}}}{\sum_{k=0}^{N-1} \sum_{\beta \leq \mathbf{1}, |\beta|=k} c_\beta^{(N-1)} x^\beta} \\
 &= \frac{\frac{N-1}{2^{N-2}} + \sum_{k=1}^{N-2} \sum_{\gamma \leq \mathbf{1}, |\gamma|=k} c_\gamma^{(N-2)} x_{1:N-2}^\gamma - \frac{1}{2^{N-2}}}{\sum_{k=0}^{N-1} \sum_{\beta \leq \mathbf{1}, |\beta|=k} c_\beta^{(N-1)} x^\beta} \\
 &= \frac{\frac{N-2}{2^{N-2}} + \sum_{k=1}^{N-2} \sum_{\gamma \leq \mathbf{1}, |\gamma|=k} c_\gamma^{(N-2)} x_{1:N-2}^\gamma}{\sum_{k=0}^{N-1} \sum_{\beta \leq \mathbf{1}, |\beta|=k} c_\beta^{(N-1)} x^\beta} \\
 &> 0.
 \end{aligned}$$

We will again use Theorem 617 but this time with $n = k$ and $l = m = N - 1$ so that the estimate 10.167 becomes:

$$\sum_{\beta \leq \mathbf{1}, |\beta|=k} c_\beta^{(N-1)} x^\beta > \frac{1}{2} \sum_{\gamma \leq \mathbf{1}, |\gamma|=k-1} c_\gamma^{(N-2)} x_{1:N-2}^\gamma, \quad 1 \leq k \leq N-1, \quad N \geq 2,$$

and hence by also using 10.122 and 10.91 i.e. $c_1^{(N-1)} = 1$ and $c_0^{(N-1)} = \frac{N}{2^{N-1}}$:

$$\begin{aligned}
 (T^{-1}\beta)_{N-1} &= \frac{\frac{N-2}{2^{N-2}} + \sum_{k=1}^{N-2} \sum_{\gamma \leq \mathbf{1}, |\gamma|=k} c_\gamma^{(N-2)} x_{1:N-2}^\gamma}{\sum_{k=0}^{N-1} \sum_{\beta \leq \mathbf{1}, |\beta|=k} c_\beta^{(N-1)} x^\beta} \\
 &= \frac{\frac{N-2}{2^{N-2}} + \sum_{k=1}^{N-2} \sum_{\gamma \leq \mathbf{1}, |\gamma|=k} c_\gamma^{(N-2)} x_{1:N-2}^\gamma}{c_0^{(N-1)} + \sum_{k=1}^{N-2} \sum_{\beta \leq \mathbf{1}, |\beta|=k} c_\beta^{(N-1)} x^\beta + c_1^{(N-1)} x^{\mathbf{1}}} \\
 &= \frac{\frac{N-2}{2^{N-2}} + \sum_{k=1}^{N-2} \sum_{\gamma \leq \mathbf{1}, |\gamma|=k} c_\gamma^{(N-2)} x_{1:N-2}^\gamma}{\frac{N}{2^{N-1}} + \sum_{k=1}^{N-2} \sum_{\beta \leq \mathbf{1}, |\beta|=k} c_\beta^{(N-1)} x^\beta + x^{\mathbf{1}}} \\
 &< \frac{\frac{N-2}{2^{N-2}} + \sum_{k=1}^{N-2} \sum_{\gamma \leq \mathbf{1}, |\gamma|=k} c_\gamma^{(N-2)} x_{1:N-2}^\gamma}{\frac{N}{2^{N-1}} + \frac{1}{2} \sum_{k=1}^{N-2} \sum_{\gamma \leq \mathbf{1}, |\gamma|=k-1} c_\gamma^{(N-2)} x_{1:N-2}^\gamma + x^{\mathbf{1}}} \\
 &< \frac{\frac{N-2}{2^{N-2}} + \sum_{k=1}^{N-2} \sum_{\gamma \leq \mathbf{1}, |\gamma|=k} c_\gamma^{(N-2)} x_{1:N-2}^\gamma}{\frac{N}{2^{N-1}} + \frac{1}{2} \sum_{k=1}^{N-2} \sum_{\gamma \leq \mathbf{1}, |\gamma|=k-1} c_\gamma^{(N-2)} x_{1:N-2}^\gamma} \\
 &= \frac{\frac{N-2}{2^{N-2}} + \sum_{k=1}^{N-2} \sum_{\gamma \leq \mathbf{1}, |\gamma|=k} c_\gamma^{(N-2)} x_{1:N-2}^\gamma}{\frac{1}{2} \left(\frac{N}{2^{N-2}} + \sum_{k=1}^{N-2} \sum_{\gamma \leq \mathbf{1}, |\gamma|=k-1} c_\gamma^{(N-2)} x_{1:N-2}^\gamma \right)} \\
 &< 2,
 \end{aligned}$$

and in summary

$$0 < (T^{-1}\beta)_{N-1} < 2, \quad N \geq 3, \quad \rho > 0, \tag{10.171}$$

where $T = T(x; 1)$, $x = \frac{1}{v} \Delta_1 X$ and from 10.11, $v = \rho N$.

10.5.3 Bounds for $(T^{-1}\beta)_k$, $2 \leq k \leq N - 2$

The result of this subsection is the uniform bound 10.176 calculated using minor formulas from Subsection 10.3.5.

Set $x = x_{1:N-1} = \frac{1}{v} \Delta_1 X \in \mathbb{R}_+^{N-1}$. Now when $2 \leq k \leq N - 2$, from 10.60 and 10.62,

$$\begin{aligned}
 (T^{-1}\beta)_k &= \frac{1}{|T|} (-1)^{k-1} \left((-1)^N M_{k,N-1} - M_{k,1} \right) \\
 &= \frac{1}{|T|} (-1)^{k-1} \left((-1)^N \left(-\frac{1}{2} \right)^{N-1-k} |T_{1:k-1}| - \left(-\frac{1}{2} \right)^{k-1} |T_{k+1:N-1}| \right) \\
 &= \frac{1}{|T|} \left((-1)^N (-1)^N \frac{1}{2^{N-1-k}} |T_{1:k-1}| - \frac{1}{2^{k-1}} |T_{k+1:N-1}| \right) \\
 &= \frac{1}{2^{N-1-k}} \frac{1}{|T|} |T_{1:k-1}| - \frac{1}{2^{k-1}} \frac{1}{|T|} |T_{k+1:N-1}|, \tag{10.172}
 \end{aligned}$$

so that

$$-\frac{1}{2^{k-1}} \frac{1}{|T|} |T_{k+1:N-1}| < (T^{-1}\beta)_k < \frac{1}{2^{N-1-k}} \frac{1}{|T|} |T_{1:k-1}|,$$

which implies that

$$|(T^{-1}\beta)_k| < \max \left\{ \frac{1}{2^{N-1-k}} \frac{1}{|T|} |T_{1:k-1}|, \frac{1}{2^{k-1}} \frac{1}{|T|} |T_{k+1:N-1}| \right\}. \quad (10.173)$$

Applying Theorem 610 to 10.172 gives

$$\frac{1}{2^{N-1-k}} \frac{1}{|T|} |T_{1:k-1}| = \frac{1}{2^{N-1-k}} \frac{1}{|T|} \sum_{n=0}^{k-1} \sum_{\gamma \leq \mathbf{1}, |\gamma|=n} c_\gamma^{(k-1)} x_{1:k-1}^\gamma,$$

and by the estimate 10.167 of Theorem 617,

$$\begin{aligned} |T| &= \sum_{m=0}^{N-1} \sum_{\beta \leq \mathbf{1}, |\beta|=m} c_\beta^{(N-1)} x^\beta \\ &> \sum_{m=N-k}^{N-1} \sum_{\beta \leq \mathbf{1}, |\beta|=m} c_\beta^{(N-1)} x^\beta \\ &> \frac{1}{2^{N-k}} \sum_{m=N-k}^{N-1} \sum_{\substack{\beta \leq \mathbf{1} \\ |\beta|=m-(N-k)}} c_\beta^{(N-1-(N-k))} x_{1:N-1-(N-k)}^\beta \\ &= \frac{1}{2^{N-k}} \sum_{m=N-k}^{N-1} \sum_{\substack{\beta \leq \mathbf{1} \\ |\beta|=m-(N-k)}} c_\beta^{(k-1)} x_{1:k-1}^\beta \\ &= \frac{1}{2^{N-k}} \sum_{n=0}^{k-1} \sum_{\beta \leq \mathbf{1}, |\beta|=n} c_\beta^{(k-1)} x_{1:k-1}^\beta, \end{aligned}$$

so that

$$\frac{1}{2^{N-k}} \frac{1}{|T|} |T_{1:k-1}| < 2. \quad (10.174)$$

Further

$$\frac{1}{2^{k-1}} \frac{1}{|T|} |T_{k+1:N-1}| = \frac{1}{2^{k-1}} \frac{1}{|T|} \sum_{n=0}^{N-k-1} \sum_{\gamma \leq \mathbf{1}, |\gamma|=n} c_\gamma^{(N-k-1)} x_{k+1:N-1}^\gamma,$$

and by the estimate 10.168 of Theorem 617,

$$\begin{aligned} |T| &= \sum_{m=0}^{N-1} \sum_{\beta \leq \mathbf{1}, |\beta|=m} c_\beta^{(N-1)} x^\beta \\ &> \sum_{m=k}^{N-1} \sum_{\beta \leq \mathbf{1}, |\beta|=m} c_\beta^{(N-1)} x^\beta \\ &> \frac{1}{2^k} \sum_{m=k}^{N-1} \sum_{\substack{\beta \leq \mathbf{1} \\ |\beta|=m-k}} c_\beta^{(N-1-k)} x_{k+1:N-1}^\beta \\ &= \frac{1}{2^k} \sum_{m=0}^{N-k-1} \sum_{\substack{\beta \leq \mathbf{1} \\ |\beta|=m}} c_\beta^{(N-1-k)} x_{k+1:N-1}^\beta, \end{aligned}$$

so that

$$\frac{1}{2^{k-1}} \frac{1}{|T|} |T_{k+1:N-1}| < 2. \quad (10.175)$$

The inequality 10.173 now becomes the uniform bound

$$|(T^{-1}\beta)_k| < 2, \quad 2 \leq k \leq N-2, \quad N \geq 4, \quad \rho > 0, \quad (10.176)$$

where $T = T(x; 1)$, $x = \frac{1}{v} \Delta_1 X$ and from 10.11, $v = \rho N$.

10.5.4 Upper bounds for $|T^{-1}\beta|_{\max}$ and $|\mu(f)|_{\max}$

The estimates 10.176, 10.171 and 10.161 can be combined directly to give

$$|T^{-1}\beta|_{\max} < 2, \quad N \geq 4, \quad \rho > 0, \tag{10.177}$$

where $T = T(\frac{1}{v}\Delta_1 X; 1)$ and from 10.11, $v = \rho N$. Applying the bound 10.177 to the formula 10.44 for $\mu'(f)$ yields

$$\begin{aligned} |\mu'(f)|_{\max} &= \left| \frac{1}{v}T^{-1}\Delta_X f - \frac{1}{2}\mu_1(f)T^{-1}\beta \right|_{\max} \\ &\leq \left| \frac{1}{v}T^{-1}\Delta_X f \right|_{\max} + |\mu_1(f)| \left| \frac{1}{2}T^{-1}\beta \right|_{\max} \\ &\leq \left| \frac{1}{v}T^{-1}\Delta_X f \right|_{\max} + |\mu_1(f)|, \end{aligned}$$

when $N \geq 4$ and $\rho > 0$. This implies that

$$\begin{aligned} |\mu(f)|_{\max} &= \max\{|\mu_1(f)|, |\mu'(f)|_{\max}\} \\ &\leq \max\left\{|\mu_1(f)|, \left| \frac{1}{v}T^{-1}\Delta_X f \right|_{\max} + |\mu_1(f)|\right\} \\ &= \left| \frac{1}{v}T^{-1}\Delta_X f \right|_{\max} + |\mu_1(f)|. \end{aligned} \tag{10.178}$$

10.6 Uniform upper bounds of $\left| \frac{1}{v}T^{-1}\Delta_X f \right|_{\max}$ using $\|Df\|_{\infty}$

On the assumption that $f \in C_B^{(0)}(\Omega)$ and $Df \in L^{\infty}(\Omega)$, the goal of this section is Corollary 626 which shows that $\frac{1}{v}|T^{-1}\Delta_X f|_{\max} \leq 2\|Df\|_{\infty;\Omega}$ and so from 10.178, $|\mu(f)|_{\max} \leq 2\|Df\|_{\infty;\Omega} + |\mu_1(f)|$. The steps are:

Subsection 10.6.1: We first derive the upper bound 10.183 for the term $\left| \frac{1}{v}T^{-1}\Delta_X f \right|_{\max}$ which occurs in the estimate 10.178 for $|\mu(f)|_{\max}$.

Subsection 10.6.2: We will proceed below by deriving the expansions 10.188 and 10.189 of $|T(x_{1:m})|$ which involve sums of terms of the form $|T(x', 0_n)|$ and $|T(0_n, x'')|$ respectively.

Subsection 10.6.3: The next step is to obtain bounds for determinants with zeros in their arguments e.g. $|T(0_n, x)| \geq c_n |T(x)|$ and $|T(x, 0_n)| \geq c'_n |T(x)|$.

Subsection 10.6.4: These bounds are then applied to eliminate the zeros from the expansions 10.188 and 10.189 of $|T(x_{1:m})|$ to get Theorem 624. It is then easy to obtain from 10.183 the estimate 10.218:

$$|\mu(f)|_{\max} \leq 2\|Df\|_{\infty;\Omega} + |\mu_1(f)|,$$

10.6.1 Bounds in terms of $\|Df\|_{\infty}$ and sub-determinants $|T_{i:j}|$

In this subsection we will derive the upper bounds 10.183 for the components of $\frac{1}{v}T^{-1}\Delta_X f$.

We require the minor formulas 10.72 and assume that $f \in C_B^{(0)}(\Omega)$ and $Df \in L^{\infty}(\Omega)$.

Case $k = 1$ From 10.72, $M_{1,n} = (-\frac{1}{2})^{n-1} |T_{1:0}| |T_{n+1:N-1}| = (-\frac{1}{2})^{n-1} |T_{n+1:N-1}|$, so that 10.55 becomes,

$$\begin{aligned}
 |T| |(T^{-1}\Delta_X f)_1| &= - \sum_{n=1}^{N-1} (-1)^n M_{1,n} \Delta_1 f(x^{(n)}) \\
 &= - \sum_{n=1}^{N-1} (-1)^n \left(\left(-\frac{1}{2}\right)^{n-1} |T_{n+1:N-1}| \right) \Delta_1 f(x^{(n)}) \\
 &= \sum_{n=1}^{N-1} \frac{1}{2^{n-1}} |T_{n+1:N-1}| \Delta_1 f(x^{(n)}) \\
 &= \sum_{n=1}^{N-2} \frac{1}{2^{n-1}} |T_{n+1:N-1}| \Delta_1 f(x^{(n)}) + \frac{1}{2^{N-2}} |T_{N:N-1}| \Delta_1 f(x^{(N-1)}) \\
 &= \sum_{n=1}^{N-2} \frac{1}{2^{n-1}} |T_{n+1:N-1}| \Delta_1 f(x^{(n)}) + \frac{1}{2^{N-2}} \Delta_1 f(x^{(N-1)}) \\
 &= \sum_{n=1}^{N-2} \frac{\Delta_1 x^{(n)}}{2^{n-1}} |T_{n+1:N-1}| \frac{\Delta_1 f(x^{(n)})}{\Delta_1 x^{(n)}} + \frac{\Delta_1 x^{(N-1)}}{2^{N-2}} \frac{\Delta_1 f(x^{(N-1)})}{\Delta_1 x^{(N-1)}},
 \end{aligned}$$

so that

$$|T| |(T^{-1}\Delta_X f)_1| \leq \max_{n=1}^{N-1} \left| \frac{\Delta_1 f(x^{(n)})}{\Delta_1 x^{(n)}} \right| \left(\sum_{n=1}^{N-2} \frac{\Delta_1 x^{(n)}}{2^{n-1}} |T_{n+1:N-1}| + \frac{\Delta_1 x^{(N-1)}}{2^{N-2}} \right).$$

From Lemma 592,

$$|(T^{-1}\Delta_X f)_1| \leq \frac{\|Df\|_{\infty;\Omega}}{|T|} \left(\sum_{n=1}^{N-2} \frac{\Delta_1 x^{(n)}}{2^{n-1}} |T_{n+1:N-1}| + \frac{\Delta_1 x^{(N-1)}}{2^{N-2}} \right).$$

Now set

$$x := \frac{1}{v} \Delta_1 X = \frac{1}{v} \left(\Delta_1 x^{(n)} \right)_{n=1}^{N-1}, \tag{10.179}$$

so that

$$|(T^{-1}\Delta_X f)_1| \leq \frac{\|Df\|_{\infty;\Omega}}{|T|} \left(\sum_{n=1}^{N-2} \frac{vx_n}{2^{n-1}} |T_{n+1:N-1}| + \frac{vx_{N-1}}{2^{N-2}} \right),$$

and hence

$$\frac{1}{v} |(T^{-1}\Delta_X f)_1| \leq \frac{\|Df\|_{\infty;\Omega}}{|T|} \left(\sum_{n=1}^{N-2} \frac{x_n}{2^{n-1}} |T_{n+1:N-1}| + \frac{x_{N-1}}{2^{N-2}} \right). \tag{10.180}$$

Case $2 \leq k \leq N - 2$ From 10.55 and then 10.72,

$$\begin{aligned}
& |T| (T^{-1} \Delta_X f)_k \\
&= (-1)^k \left(\sum_{n=1}^k (-1)^n M_{k,n} \Delta_1 f(x^{(n)}) + \sum_{m=k+1}^{N-1} (-1)^m M_{k,m} \Delta_1 f(x^{(m)}) \right) \\
&= (-1)^k \left(\sum_{n=1}^k (-1)^n M_{n,k} \Delta_1 f(x^{(n)}) + \sum_{m=k+1}^{N-1} (-1)^m M_{k,m} \Delta_1 f(x^{(m)}) \right) \\
&= (-1)^k \sum_{n=1}^k (-1)^n \left(-\frac{1}{2}\right)^{k-n} |T_{1:n-1}| |T_{k+1:N-1}| \Delta_1 f(x^{(n)}) + \\
&\quad + (-1)^k \sum_{m=k+1}^{N-1} (-1)^m \left(-\frac{1}{2}\right)^{m-k} |T_{1:k-1}| |T_{m+1:N-1}| \Delta_1 f(x^{(m)}) \\
&= \sum_{n=1}^k \frac{1}{2^{k-n}} |T_{1:n-1}| |T_{k+1:N-1}| \Delta_1 f(x^{(n)}) + \sum_{m=k+1}^{N-1} \frac{1}{2^{m-k}} |T_{1:k-1}| |T_{m+1:N-1}| \Delta_1 f(x^{(m)}) \\
&= |T_{k+1:N-1}| \sum_{n=1}^k \frac{1}{2^{k-n}} |T_{1:n-1}| \Delta_1 f(x^{(n)}) + |T_{1:k-1}| \sum_{m=k+1}^{N-1} \frac{1}{2^{m-k}} |T_{m+1:N-1}| \Delta_1 f(x^{(m)}) \\
&= |T_{k+1:N-1}| \sum_{n=1}^k \frac{v x_n}{2^{k-n}} |T_{1:n-1}| \frac{\Delta_1 f(x^{(n)})}{\Delta_1 x^{(n)}} + |T_{1:k-1}| \sum_{m=k+1}^{N-1} \frac{v x_m}{2^{m-k}} |T_{m+1:N-1}| \frac{\Delta_1 f(x^{(m)})}{\Delta_1 x^{(m)}} \\
&= v \left(|T_{k+1:N-1}| \sum_{n=1}^k \frac{x_n}{2^{k-n}} |T_{1:n-1}| \frac{\Delta_1 f(x^{(n)})}{\Delta_1 x^{(n)}} + |T_{1:k-1}| \sum_{m=k+1}^{N-1} \frac{x_m}{2^{m-k}} |T_{m+1:N-1}| \frac{\Delta_1 f(x^{(m)})}{\Delta_1 x^{(m)}} \right),
\end{aligned}$$

and applying Lemma 592 yields

$$\begin{aligned}
& \frac{1}{v} |T| |(T^{-1} \Delta_X f)_k| \\
&\leq |T_{k+1:N-1}| \sum_{n=1}^k \frac{x_n}{2^{k-n}} |T_{1:n-1}| \left| \frac{\Delta_1 f(x^{(n)})}{\Delta_1 x^{(n)}} \right| + |T_{1:k-1}| \sum_{m=k+1}^{N-1} \frac{x_m}{2^{m-k}} |T_{m+1:N-1}| \left| \frac{\Delta_1 f(x^{(m)})}{\Delta_1 x^{(m)}} \right| \\
&\leq \max_{n=1}^{N-1} \left| \frac{\Delta_1 f(x^{(n)})}{\Delta_1 x^{(n)}} \right| \left(|T_{k+1:N-1}| \sum_{n=1}^k \frac{x_n}{2^{k-n}} |T_{1:n-1}| + |T_{1:k-1}| \sum_{m=k+1}^{N-1} \frac{x_m}{2^{m-k}} |T_{m+1:N-1}| \right) \\
&\leq \|Df\|_{\infty; \Omega} \left(|T_{k+1:N-1}| \sum_{n=1}^k \frac{x_n}{2^{k-n}} |T_{1:n-1}| + |T_{1:k-1}| \sum_{m=k+1}^{N-1} \frac{x_m}{2^{m-k}} |T_{m+1:N-1}| \right) \\
&\leq \|Df\|_{\infty; \Omega} \left(|T_{k+1:N-1}| \left(\frac{x_1}{2^{k-1}} + \sum_{n=2}^k \frac{x_n}{2^{k-n}} |T_{1:n-1}| \right) + \right. \\
&\quad \left. + |T_{1:k-1}| \left(\sum_{m=k+1}^{N-2} \frac{x_m}{2^{m-k}} |T_{m+1:N-1}| + \frac{x_{N-1}}{2^{N-1-k}} \right) \right),
\end{aligned}$$

so that when $2 \leq k \leq N - 2$,

$$\begin{aligned}
& \frac{1}{v} |(T^{-1} \Delta_X f)_k| \\
&\leq \frac{\|Df\|_{\infty; \Omega}}{|T|} \left(|T_{k+1:N-1}| \left(\frac{x_1}{2^{k-1}} + \sum_{n=2}^k \frac{x_n}{2^{k-n}} |T_{1:n-1}| \right) + \right. \\
&\quad \left. + |T_{1:k-1}| \left(\sum_{m=k+1}^{N-2} \frac{x_m}{2^{m-k}} |T_{m+1:N-1}| + \frac{x_{N-1}}{2^{N-1-k}} \right) \right) \tag{10.181}
\end{aligned}$$

When $k = N - 1$ From 10.72,

$$\begin{aligned} M_{n,N-1} &= \left(-\frac{1}{2}\right)^{N-1-n} |T_{1:n-1}| |T_{N-1+1:N-1}| = \left(-\frac{1}{2}\right)^{N-1-n} |T_{1:n-1}| |T_{N:N-1}| \\ &= \left(-\frac{1}{2}\right)^{N-1-n} |T_{1:n-1}|, \end{aligned}$$

and so 10.55 becomes,

$$\begin{aligned} |T| (T^{-1}\Delta_X f)_{N-1} &= (-1)^{N-1} \sum_{n=1}^{N-1} (-1)^n M_{N-1,n} \Delta_1 f(x^{(n)}) \\ &= (-1)^{N-1} \sum_{n=1}^{N-1} (-1)^n M_{n,N-1} \Delta_1 f(x^{(n)}) \\ &= (-1)^{N-1} \sum_{n=1}^{N-1} (-1)^n \left(-\frac{1}{2}\right)^{N-1-n} |T_{1:n-1}| \Delta_1 f(x^{(n)}) \\ &= \sum_{n=1}^{N-1} \frac{1}{2^{N-1-n}} |T_{1:n-1}| \Delta_1 f(x^{(n)}) \\ &= \frac{1}{2^{N-1-1}} |T_{1:1-1}| \Delta_1 f(x^{(1)}) + \sum_{n=2}^{N-1} \frac{1}{2^{N-1-n}} |T_{1:n-1}| \Delta_1 f(x^{(n)}) \\ &= \frac{1}{2^{N-2}} \Delta_1 f(x^{(1)}) + \sum_{n=2}^{N-1} \frac{1}{2^{N-1-n}} |T_{1:n-1}| \Delta_1 f(x^{(n)}) \\ &= \frac{vx_1}{2^{N-2}} \frac{\Delta_1 f(x^{(1)})}{\Delta_1 x^{(1)}} + \sum_{n=2}^{N-1} \frac{vx_n}{2^{N-1-n}} |T_{1:n-1}| \frac{\Delta_1 f(x^{(n)})}{\Delta_1 x^{(n)}} \\ &= v \left(\frac{x_1}{2^{N-2}} \frac{\Delta_1 f(x^{(1)})}{\Delta_1 x^{(1)}} + \sum_{n=2}^{N-1} \frac{x_n}{2^{N-1-n}} |T_{1:n-1}| \frac{\Delta_1 f(x^{(n)})}{\Delta_1 x^{(n)}} \right), \end{aligned}$$

Applying Lemma 592,

$$\begin{aligned} \frac{|T|}{v} \left| (T^{-1}\Delta_X f)_{N-1} \right| &\leq \frac{x_1}{2^{N-2}} \left| \frac{\Delta_1 f(x^{(1)})}{\Delta_1 x^{(1)}} \right| + \sum_{n=2}^{N-1} \frac{x_n}{2^{N-1-n}} |T_{1:n-1}| \left| \frac{\Delta_1 f(x^{(n)})}{\Delta_1 x^{(n)}} \right| \\ &\leq \max_{n=1}^{N-1} \left| \frac{\Delta_1 f(x^{(n)})}{\Delta_1 x^{(n)}} \right| \left(\frac{x_1}{2^{N-2}} + \sum_{n=2}^{N-1} \frac{x_n}{2^{N-1-n}} |T_{1:n-1}| \right) \\ &\leq \|Df\|_{\infty;\Omega} \left(\frac{x_1}{2^{N-2}} + \sum_{n=2}^{N-1} \frac{x_n}{2^{N-1-n}} |T_{1:n-1}| \right), \end{aligned}$$

or on rearranging

$$\frac{1}{v} \left| (T^{-1}\Delta_X f)_{N-1} \right| \leq \frac{\|Df\|_{\infty;\Omega}}{|T|} \left(\frac{x_1}{2^{N-2}} + \sum_{n=2}^{N-1} \frac{x_n}{2^{N-1-n}} |T_{1:n-1}| \right). \quad (10.182)$$

In summary, with reference to 10.54, we have the estimates,

$$\frac{1}{v} |(T^{-1} \Delta_X f)_k| \leq \|Df\|_{\infty; \Omega} \times \begin{cases} \frac{1}{|T|} \left(\sum_{n=1}^{N-2} \frac{x_n}{2^{n-1}} |T_{n+1:N-1}| + \frac{x_{N-1}}{2^{N-2}} \right), & k = 1, \\ \left. \begin{aligned} & \frac{|T_{k+1:N-1}|}{|T(x)|} \left(\frac{x_1}{2^{k-1}} + \sum_{n=2}^k |T_{1:n-1}| \frac{x_n}{2^{k-n}} \right) + \\ & + \frac{|T_{1:k-1}|}{|T|} \left(\sum_{n=k+1}^{N-2} \frac{x_n}{2^{n-k}} |T_{n+1:N-1}| + \frac{x_{N-1}}{2^{N-1-k}} \right) \end{aligned} \right\}, & \begin{aligned} & k \geq 2, \\ & k \leq N - 2, \end{aligned} \\ \frac{1}{|T|} \left(\frac{x_1}{2^{N-2}} + \sum_{n=2}^{N-1} |T_{1:n-1}| \frac{x_n}{2^{N-1-n}} \right), & k = N - 1, \end{cases} \quad (10.183)$$

where (Definition 597) $T = T(x) = T(x; 1)$, $x = \frac{1}{v} \Delta_1 X$, $v = \rho N$ and $T_{i:j} = T(x_{i:j}) = T(x_{i:j}; 1)$.

10.6.2 Expansions of $|T(x)|$ in terms of $|T(x', 0_n)|$, $|T(0_n, x'')$

We will proceed below by deriving the expansions 10.188 and 10.189 of $|T(x_{1:m})|$ which involve sums of terms of the form $|T(x', 0_n)|$ and $|T(0_n, x'')$ respectively.

$$\begin{aligned}
 |T(x_{1:m})| &= \begin{vmatrix} 1+x_1 & -\frac{1}{2} & & 0 & 0 & 0 & & 0 & 0 \\ -\frac{1}{2} & 1+x_2 & & 0 & 0 & 0 & & 0 & 0 \\ & & \ddots & & & & & & \\ 0 & 0 & & 1+x_{k-1} & -\frac{1}{2} & 0 & & 0 & 0 \\ 0 & 0 & & -\frac{1}{2} & 1+x_k & -\frac{1}{2} & & 0 & 0 \\ 0 & 0 & & 0 & -\frac{1}{2} & 1+x_{k+1} & & 0 & 0 \\ & & & & & & \ddots & & \\ 0 & 0 & & 0 & 0 & 0 & & 1+x_{m-1} & -\frac{1}{2} \\ 0 & 0 & & 0 & 0 & 0 & & -\frac{1}{2} & 1+x_m \end{vmatrix} \\
 &= \begin{vmatrix} 1+x_1 & -\frac{1}{2} & & 0 & 0 & 0 & & 0 & 0 \\ -\frac{1}{2} & 1+x_2 & & 0 & 0 & 0 & & 0 & 0 \\ & & \ddots & & & & & & \\ 0 & 0 & & 1+x_{k-1} & 0 & 0 & & 0 & 0 \\ 0 & 0 & & -\frac{1}{2} & x_k & -\frac{1}{2} & & 0 & 0 \\ 0 & 0 & & 0 & 0 & 1+x_{k+1} & & 0 & 0 \\ & & & & & & \ddots & & \\ 0 & 0 & & 0 & 0 & 0 & & 1+x_{m-1} & -\frac{1}{2} \\ 0 & 0 & & 0 & 0 & 0 & & -\frac{1}{2} & 1+x_m \end{vmatrix} + \\
 &+ \begin{vmatrix} 1+x_1 & -\frac{1}{2} & & 0 & 0 & 0 & & 0 & 0 \\ -\frac{1}{2} & 1+x_2 & & 0 & 0 & 0 & & 0 & 0 \\ & & \ddots & & & & & & \\ 0 & 0 & & 1+x_{k-1} & -\frac{1}{2} & 0 & & 0 & 0 \\ 0 & 0 & & -\frac{1}{2} & 1 & -\frac{1}{2} & & 0 & 0 \\ 0 & 0 & & 0 & -\frac{1}{2} & 1+x_{k+1} & & 0 & 0 \\ & & & & & & \ddots & & \\ 0 & 0 & & 0 & 0 & 0 & & 1+x_{m-1} & -\frac{1}{2} \\ 0 & 0 & & 0 & 0 & 0 & & -\frac{1}{2} & 1+x_m \end{vmatrix} \\
 &= \begin{vmatrix} 1+x_1 & -\frac{1}{2} & & 0 \\ -\frac{1}{2} & 1+x_2 & & 0 \\ & & \ddots & \\ 0 & 0 & & 1+x_{k-1} \end{vmatrix} x_k \begin{vmatrix} 1+x_{k+1} & 0 & 0 \\ & \ddots & \\ 0 & 1+x_{m-1} & -\frac{1}{2} \\ 0 & -\frac{1}{2} & 1+x_m \end{vmatrix} + \\
 &+ |T(x_{1:k-1}, 0, x_{k+1:m})| \\
 &= |T(x_{1:k-1})| x_k |T(x_{k+1:m})| + |T(x_{1:k-1}, 0, x_{k+1:m})|, \tag{10.184}
 \end{aligned}$$

Case $k = 1$

$$\begin{aligned}
 & |T(x_{1:m})| \\
 &= \begin{vmatrix} 1+x_1 & -\frac{1}{2} & 0 & & 0 & 0 \\ -\frac{1}{2} & 1+x_2 & -\frac{1}{2} & & 0 & 0 \\ 0 & -\frac{1}{2} & 1+x_3 & & 0 & 0 \\ & & & \ddots & & \\ 0 & 0 & 0 & & 1+x_{m-1} & -\frac{1}{2} \\ 0 & 0 & 0 & & -\frac{1}{2} & 1+x_m \end{vmatrix} \\
 &= \begin{vmatrix} x_1 & -\frac{1}{2} & 0 & & 0 & 0 \\ 0 & 1+x_2 & -\frac{1}{2} & & 0 & 0 \\ 0 & -\frac{1}{2} & 1+x_3 & & 0 & 0 \\ & & & \ddots & & \\ 0 & 0 & 0 & & 1+x_{m-1} & -\frac{1}{2} \\ 0 & 0 & 0 & & -\frac{1}{2} & 1+x_m \end{vmatrix} + \begin{vmatrix} 1 & -\frac{1}{2} & 0 & & 0 & 0 \\ -\frac{1}{2} & 1+x_2 & -\frac{1}{2} & & 0 & 0 \\ 0 & -\frac{1}{2} & 1+x_3 & & 0 & 0 \\ & & & \ddots & & \\ 0 & 0 & 0 & & 1+x_{m-1} & -\frac{1}{2} \\ 0 & 0 & 0 & & -\frac{1}{2} & 1+x_m \end{vmatrix} \\
 &= x_1 |T(x_{2:m})| + |T(0, x_{2:m})|. \tag{10.185}
 \end{aligned}$$

This result will be used to estimate $\mu_1(f)$.

Case $k = m$

$$\begin{aligned}
 & |T(x_{1:m})| \\
 &= \begin{vmatrix} 1+x_1 & -\frac{1}{2} & & 0 & 0 & 0 \\ -\frac{1}{2} & 1+x_2 & & 0 & 0 & 0 \\ & & \ddots & & & \\ 0 & 0 & & 1+x_{m-2} & -\frac{1}{2} & 0 \\ 0 & 0 & & -\frac{1}{2} & 1+x_{m-1} & -\frac{1}{2} \\ 0 & 0 & & 0 & -\frac{1}{2} & 1+x_m \end{vmatrix} \\
 &= \begin{vmatrix} 1+x_1 & -\frac{1}{2} & & 0 & 0 & 0 \\ -\frac{1}{2} & 1+x_2 & & 0 & 0 & 0 \\ & & \ddots & & & \\ 0 & 0 & & 1+x_{m-2} & -\frac{1}{2} & 0 \\ 0 & 0 & & -\frac{1}{2} & 1+x_{m-1} & 0 \\ 0 & 0 & & 0 & -\frac{1}{2} & x_m \end{vmatrix} + \begin{vmatrix} 1+x_1 & -\frac{1}{2} & & 0 & 0 & 0 \\ -\frac{1}{2} & 1+x_2 & & 0 & 0 & 0 \\ & & \ddots & & & \\ 0 & 0 & & 1+x_{m-2} & -\frac{1}{2} & 0 \\ 0 & 0 & & -\frac{1}{2} & 1+x_{m-1} & -\frac{1}{2} \\ 0 & 0 & & 0 & -\frac{1}{2} & 1 \end{vmatrix} \\
 &= |T(x_{1:m-1})| x_m + |T(x_{1:m-1}, 0)|. \tag{10.186}
 \end{aligned}$$

This equation will be used to estimate $\mu_1(f)$.

Case $k = 1$ Applying 10.184 with $k = 1$:

$$|T(x)| = x_1 |T(x_{2:m})| + |T(0, x_{2:m})|.$$

Case $k = 2$ Applying 10.184 with $k = 2$:

$$|T(x)| = x_1 |T(0, x_{3:m})| + |T(x_1)| x_2 |T(x_{3:m})| + |T(0_2, x_{3:m})|.$$

Case $3 \leq k \leq m-1$ Applying 10.184 to exhaustion to its right-most term (in order to substitute zeros to the left) we get:

$$\begin{aligned}
 |T(x)| &= |T(x_{1:k-1})| x_k |T(x_{k+1:m})| + |T(x_{1:k-1}, 0, x_{k+1:m})| \\
 &= |T(x_{1:k-1})| x_k |T(x_{k+1:m})| + |T(x_{1:k-2})| x_{k-1} |T(0, x_{k+1:m})| + \\
 &\quad + |T(x_{1:k-2}, 0_2, x_{k+1:m})| \\
 &= |T(x_{1:k-1})| x_k |T(x_{k+1:m})| + |T(x_{1:k-2})| x_{k-1} |T(0, x_{k+1:m})| + \\
 &\quad + |T(x_{1:k-3})| x_{k-2} |T(0_2, x_{k+1:m})| + |T(x_{1:k-3}, 0_3, x_{k+1:m})| \\
 &= |T(x_{1:k-1})| x_k |T(x_{k+1:m})| + |T(x_{1:k-2})| x_{k-1} |T(0, x_{k+1:m})| + \\
 &\quad + |T(x_{1:k-3})| x_{k-2} |T(0_2, x_{k+1:m})| + \dots \\
 &\quad \dots + |T(x_{1:j-1})| x_j |T(0_{k-j}, x_{k+1:m})| + |T(x_{1:j-1}, 0_{k-j+1}, x_{k+1:m})| \\
 &= |T(x_{1:k-1})| x_k |T(x_{k+1:m})| + |T(x_{1:k-2})| x_{k-1} |T(0, x_{k+1:m})| + \dots \\
 &\quad \dots + |T(x_{1:j-1})| x_j |T(0_{k-j}, x_{k+1:m})| + \dots \\
 &\quad \dots + |T(x_1)| x_2 |T(0_{k-2}, x_{k+1:m})| + |T(x_1, 0_{k-1}, x_{k+1:m})|. \tag{10.187}
 \end{aligned}$$

Finally, applying 10.185: $|T(u_{1:m})| = u_1 |T(u_{2:m})| + |T(0, u_{2:m})|$, to the last term gives

$$\begin{aligned}
 |T(x)| &= |T(x_{1:k-1})| x_k |T(x_{k+1:m})| + |T(x_{1:k-2})| x_{k-1} |T(0, x_{k+1:m})| + \\
 &\quad \dots + |T(x_{1:j-1})| x_j |T(0_{k-j}, x_{k+1:m})| + \\
 &\quad \dots + |T(x_1)| x_2 |T(0_{k-2}, x_{k+1:m})| + x_1 |T(0_{k-1}, x_{k+1:m})| + |T(0_k, x_{k+1:m})| \\
 &= x_1 |T(0_{k-1}, x_{k+1:m})| + \sum_{j=2}^{k-1} |T(x_{1:j-1})| x_j |T(0_{k-j}, x_{k+1:m})| + \\
 &\quad + |T(x_{1:k-1})| x_k |T(x_{k+1:m})| + |T(0_k, x_{k+1:m})|.
 \end{aligned}$$

Case $k = m$ Apply 10.186 and then, to substitute zeros to the left, use the consequence $|T(x_{1:p}, 0_n)| = |T(x_{1:p-1})| x_p |T(0_n)| + |T(x_{1:p-1}, 0_{n+1})|$ of 10.184 to exhaustion on the right-most terms:

$$\begin{aligned}
 |T(x)| &= |T(x_{1:m-1})| x_m + |T(x_{1:m-1}, 0)| \\
 &= |T(x_{1:m-1})| x_m + |T(x_{1:m-2})| x_{m-1} |T(0)| + |T(x_{1:m-2}, 0_2)| \\
 &= |T(x_{1:m-1})| x_m + |T(x_{1:m-2})| x_{m-1} |T(0)| + |T(x_{1:m-3})| x_{m-2} |T(0_2)| + \\
 &\quad + |T(x_{1:m-3}, 0_3)| \\
 &= |T(x_{1:m-1})| x_m + |T(x_{1:m-2})| x_{m-1} |T(0)| + |T(x_{1:m-3})| x_{m-2} |T(0_2)| + \\
 &\quad \dots + |T(x_1)| x_2 |T(0_{m-2})| + |T(x_1, 0_{m-1})| \\
 &= |T(x_{1:m-1})| x_m + |T(x_{1:m-2})| x_{m-1} |T(0)| + |T(x_{1:m-3})| x_{m-2} |T(0_2)| + \\
 &\quad \dots + |T(x_1)| x_2 |T(0_{m-2})| + |T(x_1, 0_{m-1})|.
 \end{aligned}$$

Finally, applying 10.185 to the last term yields

$$\begin{aligned}
 |T(x)| &= |T(x_{1:m-1})| x_m + |T(x_{1:m-2})| x_{m-1} |T(0)| + |T(x_{1:m-3})| x_{m-2} |T(0_2)| + \\
 &\quad \dots + |T(x_1)| x_2 |T(0_{m-2})| + x_1 |T(0_{m-1})| + |T(0_m)| \\
 &= x_1 |T(0_{m-1})| + \sum_{j=2}^{m-1} |T(x_{1:j-1})| x_j |T(0_{m-j})| + |T(x_{1:m-1})| x_m + |T(0_m)|.
 \end{aligned}$$

To summarize: if $m \geq 4$ then

$$|T(x)| = \left\{ \begin{array}{ll} x_1 |T(x_{2:m})| + |T(0, x_{2:m})|, & k = 1, \\ \left. \begin{array}{l} x_1 |T(0, x_{3:m})| + |T(x_1)| x_2 |T(x_{3:m})| + \\ + |T(0_2, x_{3:m})| \end{array} \right\}, & k = 2, \\ \left. \begin{array}{l} x_1 |T(0_{k-1}, x_{k+1:m})| + \\ + \sum_{j=2}^{k-1} |T(x_{1:j-1})| x_j |T(0_{k-j}, x_{k+1:m})| + \\ + |T(x_{1:k-1})| x_k |T(x_{k+1:m})| + |T(0_k, x_{k+1:m})| \end{array} \right\}, & 3 \leq k \leq m-1, \\ \left. \begin{array}{l} x_1 |T(0_{m-1})| + \sum_{j=2}^{m-1} |T(x_{1:j-1})| x_j |T(0_{m-j})| + \\ + |T(x_{1:m-1})| x_m + |T(0_m)| \end{array} \right\}, & k = m. \end{array} \right. \quad (10.188)$$

Observe that if we define $\sum_{j=2}^1 \dots = \sum_{j=2}^0 \dots = 0$ then substituting $k = 1$, $k = 2$ and $k = m$ in the case $3 \leq k \leq m - 1$ and using the notation 10.36 and 10.37 of Definition 597 we get the results for $k = 1$, $k = 2$ and $k = m$ given above in 10.188.

The next result 10.189 can be derived in a similar manner to 10.188 by substituting zeros to the right, or using the reverse order (a reflection) permutation and part 2 of Corollary 612.

Case $k = 1$ From part 2 of Corollary 612 and case $k = 1$ of 10.188:

$$\begin{aligned} |T(x)| &= |T(\mathcal{R}x)| = (\mathcal{R}x)_1 |T((\mathcal{R}x)_{2:m})| + |T(0, (\mathcal{R}x)_{2:m})| \\ &= x_m |T(x_{m-1:1})| + |T(0, x_{m-1:1})| \\ &= x_m |T(\mathcal{R}(x_{m-1:1}))| + |T(\mathcal{R}(0, x_{m-1:1}))| \\ &= |T(x_{1:m-1})| x_m + |T(x_{1:m-1}, 0)| \\ &= |T(x_{1:m-1}, 0)| + |T(x_{1:m-1})| x_m. \end{aligned}$$

Case $k = 2$ From part 2 of Corollary 612 and case $k = 2$ of 10.188:

$$\begin{aligned} |T(x_{1:m})| &= |T(\mathcal{R}x)| \\ &= (\mathcal{R}x)_1 |T(0, (\mathcal{R}x)_{3:m})| + |T((\mathcal{R}x)_1) (\mathcal{R}x)_2 |T((\mathcal{R}x)_{3:m})| + |T(0_2, (\mathcal{R}x)_{3:m})| \\ &= x_m |T(0, x_{m-2:1})| + |T(x_m)| x_{m-1} |T(x_{m-2:1})| + |T(0_2, x_{m-2:1})| \\ &= x_m |T(\mathcal{R}(0, x_{m-2:1}))| + |T(x_m)| x_{m-1} |T(\mathcal{R}(x_{m-2:1}))| + |T(\mathcal{R}(0_2, x_{m-2:1}))| \\ &= x_m |T(x_{1:m-2}, 0)| + |T(x_m)| x_{m-1} |T(x_{1:m-2})| + |T(x_{1:m-2}, 0_2)| \\ &= |T(x_{1:m-2}, 0)| x_m + |T(x_{1:m-2})| x_{m-1} |T(x_m)| + |T(x_{1:m-2}, 0_2)| \\ &= |T(x_{1:m-2})| x_{m-1} |T(x_m)| + |T(x_{1:m-2}, 0)| x_m + |T(x_{1:m-2}, 0_2)|. \end{aligned}$$

Case $3 \leq k \leq m-1$ Applying part 2 of Corollary 612 to case $3 \leq k \leq m-1$ of 10.188:

$$\begin{aligned}
|T(x)| &= |T(\mathcal{R}(x))| \\
&= (\mathcal{R}x)_1 |T(0_{k-1}, (\mathcal{R}x)_{k+1:m})| + \sum_{j=2}^{k-1} |T((\mathcal{R}x)_{1:j-1})| (\mathcal{R}x)_j |T(0_{k-j}, (\mathcal{R}x)_{k+1:m})| + \\
&\quad + |T((\mathcal{R}x)_{1:k-1})| (\mathcal{R}x)_k |T((\mathcal{R}x)_{k+1:m})| + |T(0_k, (\mathcal{R}x)_{k+1:m})| \\
&= x_m |T(0_{k-1}, x_{m-k:1})| + \sum_{j=2}^{k-1} |T(x_{m:m-j})| x_{m+1-j} |T(0_{k-j}, x_{m-k:1})| + \\
&\quad + |T(x_{m:m-k+2})| x_{m-k+1} |T(x_{m-k:1})| + |T(0_k, x_{m-k:1})| \\
&= x_m |T(\mathcal{R}(0_{k-1}, x_{m-k:1}))| + \sum_{j=2}^{k-1} |T(\mathcal{R}(x_{m:m-j}))| x_{m+1-j} |T(\mathcal{R}(0_{k-j}, x_{m-k:1}))| + \\
&\quad + |T(\mathcal{R}(x_{m:m-k+2}))| x_{m-k+1} |T(\mathcal{R}(x_{m-k:1}))| + |T(\mathcal{R}(0_k, x_{m-k:1}))| \\
&= x_m |T(x_{1:m-k}, 0_{k-1})| + \sum_{j=2}^{k-1} |T(x_{m-j:m})| x_{m+1-j} |T(x_{1:m-k}, 0_{k-j})| + \\
&\quad + |T(x_{m-k+2:m})| x_{m-k+1} |T(x_{1:m-k})| + |T(x_{1:m-k}, 0_k)| \\
&= |T(x_{1:m-k}, 0_{k-1})| x_m + \sum_{j=2}^{k-1} |T(x_{1:m-k}, 0_{k-j})| x_{m+1-j} |T(x_{m-j:m})| + \\
&\quad + |T(x_{1:m-k})| x_{m-k+1} |T(x_{m-k+2:m})| + |T(x_{1:m-k}, 0_k)| \\
&= |T(x_{1:m-k})| x_{m-k+1} |T(x_{m-k+2:m})| + \sum_{l=m-k+2}^{m-1} |T(x_{1:m-k}, 0_{l+k-m-1})| x_l |T(x_{l+1:m})| + \\
&\quad + |T(x_{1:m-k}, 0_{k-1})| x_m + |T(x_{1:m-k}, 0_k)|.
\end{aligned}$$

The change of summation variable $k \rightarrow m-k+2$ now yields

$$\begin{aligned}
|T(x)| &= |T(x_{1:k-2})| x_{k-1} |T(x_{k:m})| + \sum_{l=k}^{m-1} |T(x_{1:k-2}, 0_{l-k+1})| x_l |T(x_{l+1:m})| + \\
&\quad + |T(x_{1:k-2}, 0_{m-k+1})| x_m + |T(x_{1:k-2}, 0_{m-k+2})|.
\end{aligned}$$

Case $k = m$ From part 2 of Corollary 612: $|T(\mathcal{R}x)| = |T(x)|$, and so starting with case $k = m$ of 10.188:

$$\begin{aligned}
 |T(x)| &= |T(\mathcal{R}x)| = (\mathcal{R}x)_1 |T(0_{m-1})| + \sum_{j=2}^{m-1} \left| T\left((\mathcal{R}x)_{1:j-1}\right) \right| (\mathcal{R}x)_j |T(0_{m-j})| + \\
 &\quad + |T\left((\mathcal{R}x)_{1:m-1}\right)| (\mathcal{R}x)_m + |T(0_m)| \\
 &= x_m |T(0_{m-1})| + \sum_{j=2}^{m-1} |T(x_{m:m-j+2})| x_{m-j+1} |T(0_{m-j})| + |T(x_{m:2})| x_1 + |T(0_m)| \\
 &= x_1 |T(x_{m:2})| + \sum_{j=2}^{m-1} |T(x_{m:m-j+2})| x_{m-j+1} |T(0_{m-j})| + |T(0_{m-1})| x_m + |T(0_m)| \\
 &= x_1 |T(\mathcal{R}(x_{m:2}))| + \sum_{j=2}^{m-1} |T(\mathcal{R}(x_{m:m-j+2}))| x_{m-j+1} |T(0_{m-j})| + \\
 &\quad + |T(0_{m-1})| x_m + |T(0_m)| \\
 &= x_1 |T(x_{2:m})| + \sum_{j=2}^{m-1} |T(x_{m-j+2:m})| x_{m-j+1} |T(0_{m-j})| + |T(0_{m-1})| x_m + |T(0_m)| \\
 &= x_1 |T(x_{2:m})| + \sum_{l=m-1}^2 |T(x_{l+1:m})| x_l |T(0_{l-1})| + |T(0_{m-1})| x_m + |T(0_m)| \\
 &= x_1 |T(x_{2:m})| + \sum_{l=2}^{m-1} |T(0_{l-1})| x_l |T(x_{l+1:m})| + |T(0_{m-1})| x_m + |T(0_m)| \\
 &= \sum_{l=1}^{m-1} \frac{x_l}{2^{l-1}} |T(x_{l+1:m})| + \frac{m}{2^{m-1}} x_m + \frac{m+1}{2^m}.
 \end{aligned}$$

To summarize: if $m \geq 4$ then:

$$|T(x)| = \left\{ \begin{array}{ll} |T(x_{1:m-1})| x_m + |T(x_{1:m-1}, 0)|, & k = 1, \\ \left. \begin{array}{l} |T(x_{1:m-2})| x_{m-1} |T(x_m)| + |T(x_{1:m-2}, 0)| x_m + \\ + |T(x_{1:m-2}, 0_2)|, \end{array} \right\} & k = 2, \\ \left. \begin{array}{l} |T(x_{1:k-2})| x_{k-1} |T(x_{k:m})| + \\ + \sum_{l=k}^{m-1} |T(x_{1:k-2}, 0_{l-k+1})| x_l |T(x_{l+1:m})| + \\ + |T(x_{1:k-2}, 0_{m-k+1})| x_m + |T(x_{1:k-2}, 0_{m-k+2})| \end{array} \right\}, & 3 \leq k \leq m-1, \\ \sum_{l=1}^{m-1} \frac{x_l}{2^{l-1}} |T(x_{l+1:m})| + \frac{m}{2^{m-1}} x_m + \frac{m+1}{2^m}, & k = m. \end{array} \right. \quad (10.189)$$

10.6.3 Upper and lower bounds for $|T(0_n, x)|$ and $|T(x, 0_n)|$

The next step is to obtain bounds for determinants with zeros in their arguments e.g. $|T(0_n, x)| \geq c_n |T(x)|$ and $|T(x, 0_n)| \geq c'_n |T(x)|$. In fact we will eventually prove Theorem 622.

Theorem 618 For $m, n \geq 1$:

$$\frac{1 + m - |\beta| + n - |\gamma|}{(1 + m - |\beta|)(1 + n - |\gamma|)} c_\beta^{(m)} c_\gamma^{(n)} = \frac{1 + |\mathbf{1} - (\beta, \gamma)|}{(1 + |\mathbf{1} - \beta|)(1 + |\mathbf{1} - \gamma|)} c_\beta^{(m)} c_\gamma^{(n)} \leq c_{(\beta, \gamma)}^{(m+n)} \quad (10.190)$$

$$\leq c_\beta^{(m)} c_\gamma^{(n)}, \quad (10.191)$$

and the inequalities are sharp. Indeed $\frac{1+m+n}{(1+m)(1+n)}c_0^{(m)}c_0^{(n)} = c_0^{(m+n)}$ and $c_1^{(m+n)} = c_1^{(m)}c_1^{(n)} = 1$.

Also,

$$\frac{1}{2}c_{\beta}^{(m)}c_{\gamma}^{(n)} \leq c_{(\beta,\gamma)}^{(m+n)} \leq c_{\beta}^{(m)}c_{\gamma}^{(n)}, \quad (10.192)$$

except when $\beta = (\dots, 0, 0)$ and $\gamma = (0, 0, \dots)$.

Proof. From Theorem 610:

$$c_{\beta}^{(m)} = \begin{cases} 1, & \text{only isolated zeros,} \\ \frac{1+\|z^{(1)}\|}{2^{\|z^{(1)}\|}} \times \dots \times \frac{1+\|z^{(k)}\|}{2^{\|z^{(k)}\|}}, & \text{otherwise,} \end{cases} \quad (10.193)$$

$$c_{\gamma}^{(n)} = \begin{cases} 1, & \text{only isolated zeros,} \\ \frac{1+\|\zeta^{(1)}\|}{2^{\|\zeta^{(1)}\|}} \times \dots \times \frac{1+\|\zeta^{(l)}\|}{2^{\|\zeta^{(l)}\|}}, & \text{otherwise.} \end{cases} \quad (10.194)$$

Suppose $\beta \in \mathbb{R}^m$ and $\gamma \in \mathbb{R}^n$.

Case 1 β, γ both have only isolated zeros. Here $c_{\beta}^{(m)} = c_{\gamma}^{(n)} = 1$.

Subcase 1.1 $\beta = (\dots, 1)$ and $\gamma = (1, \dots)$ $c_{(\beta,\gamma)}^{(m+n)} = 1 = c_{\beta}^{(m)}c_{\gamma}^{(n)}$.

Subcase 1.2 $\beta = (\dots, 1)$ and $\gamma = (0, 1, \dots)$ $c_{(\beta,\gamma)}^{(m+n)} = 1 = c_{\beta}^{(m)}c_{\gamma}^{(n)}$.

Subcase 1.3 $\beta = (\dots, 1, 0)$ and $\gamma = (1, \dots)$ $c_{(\beta,\gamma)}^{(m+n)} = 1 = c_{\beta}^{(m)}c_{\gamma}^{(n)}$.

Subcase 1.4 $\beta = (\dots, 1, 0)$ and $\gamma = (0, 1, \dots)$ Here (β, γ) has the single non-trivial zero sequence $(0, 0)$

so

$$c_{(\beta,\gamma)}^{(m+n)} = \frac{3}{4} = \frac{3}{4}c_{\beta}^{(m)}c_{\gamma}^{(n)}.$$

Case 2 β has only isolated zeros but γ has a non-trivial zero sequence. Here $c_{\beta}^{(m)} = 1$.

Subcase 2.1 $\beta = (\dots, 1)$ $c_{(\beta,\gamma)}^{(m+n)} = c_{\gamma}^{(n)} = c_{\beta}^{(m)}c_{\gamma}^{(n)}$.

Subcase 2.2 $\beta = (\dots, 1, 0)$ and $\gamma = (1, \dots)$ $c_{(\beta,\gamma)}^{(m+n)} = c_{\gamma}^{(n)} = c_{\beta}^{(m)}c_{\gamma}^{(n)}$.

Subcase 2.3 $\beta = (\dots, 1, 0)$ and $\gamma = (0, 1, \dots)$ $c_{(\beta,\gamma)}^{(m+n)} = \frac{3}{4}c_{\gamma}^{(n)} = \frac{3}{4}c_{\beta}^{(m)}c_{\gamma}^{(n)}$.

Subcase 2.4 $\beta = (\dots, 1, 0)$ and $\gamma = (0, 0, \dots)$ Here (β, γ) has the single non-trivial zero sequence $(0, 0)$

so

$$\begin{aligned} c_{(\beta,\gamma)}^{(m+n)} &= \frac{1+1+\|\zeta^{(1)}\|}{2^{1+\|\zeta^{(1)}\|}} \times \dots \times \frac{1+\|\zeta^{(l)}\|}{2^{\|\zeta^{(l)}\|}} \\ &= \frac{2+\|\zeta^{(1)}\|}{2^{1+\|\zeta^{(1)}\|}} \times \dots \times \frac{1+\|\zeta^{(l)}\|}{2^{\|\zeta^{(l)}\|}} \\ &= \frac{1}{2} \frac{2+\|\zeta^{(1)}\|}{1+\|\zeta^{(1)}\|} \frac{1+\|\zeta^{(1)}\|}{2^{\|\zeta^{(1)}\|}} \times \dots \times \frac{1+\|\zeta^{(l)}\|}{2^{\|\zeta^{(l)}\|}} \\ &= \frac{1}{2} \frac{2+\|\zeta^{(1)}\|}{1+\|\zeta^{(1)}\|} c_{\gamma}^{(n)} \\ &= \frac{1+\|\zeta^{(1)}\|/2}{1+\|\zeta^{(1)}\|} c_{\gamma}^{(n)}, \end{aligned}$$

and hence

$$\frac{1}{2}c_{\beta}^{(m)}c_{\gamma}^{(n)} < c_{(\beta,\gamma)}^{(m+n)} < c_{\beta}^{(m)}c_{\gamma}^{(n)}.$$

Case 3 β has a non-trivial zero sequence but γ has only isolated zeros. In a similar manner to Case 2 we obtain

$$\frac{1}{2}c_{\beta}^{(m)}c_{\gamma}^{(n)} < c_{(\beta,\gamma)}^{(m+n)} < c_{\beta}^{(m)}c_{\gamma}^{(n)}.$$

Case 4 β, γ both have non-trivial zero sequences. Noting symmetry, there are five cases:

Subcase 4.1 $\beta = (\dots, 1)$ The zero sequences of (β, γ) are $z^{(1)}, \dots, z^{(k)}, \zeta^{(1)}, \dots, \zeta^{(k)}$ and hence

$$\begin{aligned} c_{(\beta, \gamma)}^{(m+n)} &= \frac{1 + \|z^{(1)}\|}{2^{\|z^{(1)}\|}} \times \dots \times \frac{1 + \|z^{(k)}\|}{2^{\|z^{(k)}\|}} \frac{1 + \|\zeta^{(1)}\|}{2^{\|\zeta^{(1)}\|}} \times \dots \times \frac{1 + \|\zeta^{(l)}\|}{2^{\|\zeta^{(l)}\|}} \\ &= c_{\beta}^{(m)} c_{\gamma}^{(n)}. \end{aligned}$$

Subcase 4.2 $\beta = (\dots, 1, 0)$ and $\gamma = (1, \dots)$

As in Subcase 4.1 the zero sequences of (β, γ) are $z^{(1)}, \dots, z^{(k)}, \zeta^{(1)}, \dots, \zeta^{(k)}$ and hence

$$c_{(\beta, \gamma)}^{(m+n)} = c_{\beta}^{(m)} c_{\gamma}^{(n)}.$$

Subcase 4.3 $\beta = (\dots, 1, 0)$ and $\gamma = (0, 1, \dots)$

The zero sequences of (β, γ) are $z^{(1)}, \dots, z^{(k)}, (0, 0), \zeta^{(1)}, \dots, \zeta^{(l)}$ and hence

$$\begin{aligned} c_{(\beta, \gamma)}^{(m+n)} &= \frac{1 + \|z^{(1)}\|}{2^{\|z^{(1)}\|}} \times \dots \times \frac{1 + \|z^{(k)}\|}{2^{\|z^{(k)}\|}} \frac{3}{4} \frac{1 + \|\zeta^{(1)}\|}{2^{\|\zeta^{(1)}\|}} \times \dots \times \frac{1 + \|\zeta^{(l)}\|}{2^{\|\zeta^{(l)}\|}} \\ &= \frac{3}{4} c_{\beta}^{(m)} c_{\gamma}^{(n)}, \end{aligned}$$

Subcase 4.4 $\beta = (\dots, 1, 0)$ and $\gamma = (0, 0, \dots)$

The zero sequences of (β, γ) are $z^{(1)}, \dots, z^{(k)}, (0, \zeta^{(1)}), \dots, \zeta^{(l)}$ and hence

$$\begin{aligned} c_{(\beta, \gamma)}^{(m+n)} &= \frac{1 + \|z^{(1)}\|}{2^{\|z^{(1)}\|}} \times \dots \times \frac{1 + \|z^{(k)}\|}{2^{\|z^{(k)}\|}} \frac{2 + \|\zeta^{(1)}\|}{2^{1 + \|\zeta^{(1)}\|}} \times \dots \times \frac{1 + \|\zeta^{(l)}\|}{2^{\|\zeta^{(l)}\|}} \\ &= \frac{1}{2} \frac{2 + \|\zeta^{(1)}\|}{1 + \|\zeta^{(1)}\|} \frac{1 + \|z^{(1)}\|}{2^{\|z^{(1)}\|}} \times \dots \times \frac{1 + \|z^{(k)}\|}{2^{\|z^{(k)}\|}} \frac{1 + \|\zeta^{(1)}\|}{2^{1 + \|\zeta^{(1)}\|}} \times \dots \times \frac{1 + \|\zeta^{(l)}\|}{2^{\|\zeta^{(l)}\|}} \\ &= \frac{1}{2} \frac{2 + \|\zeta^{(1)}\|}{1 + \|\zeta^{(1)}\|} c_{\beta}^{(m)} c_{\gamma}^{(n)}, \end{aligned}$$

so that

$$\frac{1}{2} c_{\beta}^{(m)} c_{\gamma}^{(n)} < c_{(\beta, \gamma)}^{(m+n)} < c_{\beta}^{(m)} c_{\gamma}^{(n)}.$$

Subcase 4.5 $\beta = (\dots, 0, 0)$ and $\gamma = (0, 0, \dots)$

The zero sequences of (β, γ) are $z^{(1)}, \dots, z^{(k-1)}, (z^{(k)}, \zeta^{(1)}), \zeta^{(2)}, \dots, \zeta^{(l)}$ and hence

$$\begin{aligned} c_{(\beta, \gamma)}^{(m+n)} &= \frac{1 + \|z^{(1)}\|}{2^{\|z^{(1)}\|}} \times \dots \times \frac{1 + \|z^{(k-1)}\|}{2^{\|z^{(k-1)}\|}} \frac{1 + \|z^{(k)}, \zeta^{(1)}\|}{2^{\|z^{(k)}, \zeta^{(1)}\|}} \frac{1 + \|\zeta^{(2)}\|}{2^{\|\zeta^{(2)}\|}} \times \dots \times \frac{1 + \|\zeta^{(l)}\|}{2^{\|\zeta^{(l)}\|}} \\ &= \frac{1 + \|z^{(1)}\|}{2^{\|z^{(1)}\|}} \times \dots \times \frac{1 + \|z^{(k-1)}\|}{2^{\|z^{(k-1)}\|}} \frac{1 + \|z^{(k)}\| + \|\zeta^{(1)}\|}{2^{\|z^{(k)}\| + \|\zeta^{(1)}\|}} \frac{1 + \|\zeta^{(2)}\|}{2^{\|\zeta^{(2)}\|}} \times \dots \times \frac{1 + \|\zeta^{(l)}\|}{2^{\|\zeta^{(l)}\|}} \\ &= \frac{1 + \|z^{(k)}\| + \|\zeta^{(1)}\|}{(1 + \|z^{(k)}\|)(1 + \|\zeta^{(1)}\|)} \frac{1 + \|z^{(1)}\|}{2^{\|z^{(1)}\|}} \times \dots \\ &\dots \times \frac{1 + \|z^{(k-1)}\|}{2^{\|z^{(k-1)}\|}} \frac{1 + \|z^{(k)}\|}{2^{\|z^{(k)}\|}} \frac{1 + \|\zeta^{(1)}\|}{2^{\|\zeta^{(1)}\|}} \frac{1 + \|\zeta^{(2)}\|}{2^{\|\zeta^{(2)}\|}} \times \dots \\ &\dots \times \frac{1 + \|\zeta^{(l)}\|}{2^{\|\zeta^{(l)}\|}} \\ &= \frac{1 + \|z^{(k)}\| + \|\zeta^{(1)}\|}{(1 + \|z^{(k)}\|)(1 + \|\zeta^{(1)}\|)} c_{\beta}^{(m)} c_{\gamma}^{(n)}. \end{aligned}$$

Now $2 \leq \|z^{(k)}\| \leq m - |\beta| = |\mathbf{1} - \beta|$ and $2 \leq \|\zeta^{(1)}\| \leq n - |\gamma| = |\mathbf{1} - \gamma|$ so

$$\begin{aligned} \frac{1}{1 + m + n} &< \frac{1 + m + n}{(1 + m)(1 + n)} \leq \frac{1 + m - |\beta| + n - |\gamma|}{(1 + m - |\beta|)(1 + n - |\gamma|)} \\ &\leq \frac{1 + \|z^{(k)}\| + \|\zeta^{(1)}\|}{(1 + \|z^{(k)}\|)(1 + \|\zeta^{(1)}\|)} \\ &\leq \frac{5}{9}, \end{aligned}$$

and

$$\begin{aligned} \frac{1}{1 + m + n} &\leq \frac{1}{1 + m - |\beta| + n - |\gamma|} < \frac{1 + m - |\beta| + n - |\gamma|}{(1 + m - |\beta|)(1 + n - |\gamma|)} \\ &\leq \frac{1 + \|z^{(k)}\| + \|\zeta^{(1)}\|}{(1 + \|z^{(k)}\|)(1 + \|\zeta^{(1)}\|)} \\ &\leq \frac{5}{9}, \end{aligned}$$

or

$$\begin{aligned} \frac{1}{1 + m + n} &\leq \frac{1}{1 + |\mathbf{1} - (\beta, \gamma)|} < \frac{1 + |\mathbf{1} - (\beta, \gamma)|}{(1 + |\mathbf{1} - \beta|)(1 + |\mathbf{1} - \gamma|)} \\ &\leq \frac{1 + \|z^{(k)}\| + \|\zeta^{(1)}\|}{(1 + \|z^{(k)}\|)(1 + \|\zeta^{(1)}\|)} \\ &\leq \frac{5}{9}. \end{aligned}$$

Thus

$$\frac{1 + |\mathbf{1} - (\beta, \gamma)|}{(1 + |\mathbf{1} - \beta|)(1 + |\mathbf{1} - \gamma|)} c_{\beta}^{(m)} c_{\gamma}^{(n)} \leq c_{(\beta, \gamma)}^{(m+n)} \leq \frac{5}{9} c_{\beta}^{(m)} c_{\gamma}^{(n)}. \quad (10.195)$$

These inequalities are sharp: equation 10.122 i.e. $c_{\mathbf{0}}^{(m)} = \frac{m+1}{2^m}$, implies that the left inequality of 10.195 is an equality whenever $\beta = (\mathbf{1}, 0_p)$, $2 \leq p \leq m$ and $\gamma = (\mathbf{1}, 0_q)$, $2 \leq q \leq n$. ■

Remark 619 Inequality 10.191 can be written

$$\frac{1}{1 + m - |\beta|} c_{\beta}^{(m)} \frac{1}{1 + n - |\gamma|} c_{\gamma}^{(n)} \leq \frac{1}{1 + (m+n) - |(\beta, \gamma)|} c_{(\beta, \gamma)}^{(m+n)}$$

Now we can prove:

Theorem 620 Separation of variables Suppose $u \in \mathbb{R}_{\oplus}^{k'}$, $v \in \mathbb{R}_{\oplus}^{k''}$ and $p = k' + k''$. Then

$$\sum_{\substack{\beta \leq \mathbf{1} \\ |\beta|=q}} c_{\beta}^{(p)} (u, v)^{\beta} \geq \sum_{\substack{l=\min\{q, k'\} \\ \max\{q-k'', 0\}}} \frac{1+p-q}{(1+k'-l)(1+k''-q+l)} \sum_{\substack{\beta' \leq \mathbf{1} \\ |\beta'|=l}} c_{\beta'}^{(k')} u^{\beta'} \sum_{\substack{\beta'' \leq \mathbf{1} \\ |\beta''|=q-l}} c_{\beta''}^{(k'')} v^{\beta''}, \tag{10.196}$$

when $0 \leq q \leq p$.

Proof. Applying inequality 10.190 of Theorem 618 to 10.198 below:

$$\begin{aligned} & \sum_{\substack{\beta \leq \mathbf{1} \\ |\beta|=q}} c_{\beta}^{(p)} (u, v)^{\beta} \\ &= \sum_{\substack{\beta' \leq \mathbf{1}_{k'} \\ \beta'' \leq \mathbf{1}_{k''} \\ |\beta|=q}} c_{\beta', \beta''}^{(p)} u^{\beta'} v^{\beta''} \end{aligned} \tag{10.197}$$

$$\begin{aligned} &= \sum_{\substack{\beta' \leq \mathbf{1}_{k'} \\ \beta'' \leq \mathbf{1}_{k''} \\ |\beta'|+|\beta''|=q}} c_{\beta', \beta''}^{(p)} u^{\beta'} v^{\beta''} \\ &= \sum_{\substack{\beta' \leq \mathbf{1}_{k'} \\ \beta'' \leq \mathbf{1}_{k''} \\ |\beta''|=q-|\beta'|}} c_{\beta', \beta''}^{(p)} u^{\beta'} v^{\beta''} \\ &= \sum_{\substack{\beta' \leq \mathbf{1}_{k'} \\ \beta'' \leq \mathbf{1}_{k''} \\ 0 \leq |\beta'| \leq q \\ |\beta''|=q-|\beta'|}} u^{\beta'} \sum_{\beta'' \leq \mathbf{1}_{k''}} c_{\beta', \beta''}^{(p)} v^{\beta''} \\ &= \sum_{l=0}^q \sum_{\substack{\beta' \leq \mathbf{1}_{k'} \\ |\beta'|=l}} u^{\beta'} \sum_{\substack{\beta'' \leq \mathbf{1}_{k''} \\ |\beta''|=q-|\beta'|}} c_{\beta', \beta''}^{(p)} v^{\beta''} \\ &= \sum_{l=0}^q \sum_{\substack{\beta' \leq \mathbf{1}_{k'} \\ |\beta'|=l}} u^{\beta'} \sum_{\substack{\beta'' \leq \mathbf{1}_{k''} \\ |\beta''|=q-l}} c_{\beta', \beta''}^{(p)} v^{\beta''} \\ &= \sum_{l=0}^{\min\{q, k'\}} \sum_{\substack{\beta' \leq \mathbf{1}_{k'} \\ |\beta'|=l}} u^{\beta'} \sum_{\substack{\beta'' \leq \mathbf{1}_{k''} \\ |\beta''|=q-l}} c_{\beta', \beta''}^{(p)} v^{\beta''} \end{aligned} \tag{10.198}$$

$$\begin{aligned} &\geq \sum_{l=0}^{\min\{q, k'\}} \sum_{\substack{\beta' \leq \mathbf{1}_{k'} \\ |\beta'|=l}} u^{\beta'} \sum_{\substack{\beta'' \leq \mathbf{1}_{k''} \\ |\beta''|=q-l}} \frac{1+k'-|\beta'|+k''-|\beta''|}{(1+k'-|\beta'|)(1+k''-|\beta''|)} c_{\beta'}^{(k')} c_{\beta''}^{(k'')} v^{\beta''} \end{aligned} \tag{10.199}$$

$$\begin{aligned} &= \sum_{l=0}^{\min\{q, k'\}} \sum_{\substack{\beta' \leq \mathbf{1} \\ |\beta'|=l}} c_{\beta'}^{(k')} u^{\beta'} \sum_{\substack{\beta'' \leq \mathbf{1} \\ |\beta''|=q-l}} \frac{1+p-q}{(1+k'-l)(1+k''-q+l)} c_{\beta''}^{(k'')} v^{\beta''} \\ &= \sum_{l=0}^{\min\{q, k'\}} \frac{1+p-q}{(1+k'-l)(1+k''-q+l)} \sum_{\substack{\beta' \leq \mathbf{1} \\ |\beta'|=l}} c_{\beta'}^{(k')} u^{\beta'} \sum_{\substack{\beta'' \leq \mathbf{1} \\ |\beta''|=q-l}} c_{\beta''}^{(k'')} v^{\beta''}. \end{aligned} \tag{10.200}$$

But we must have $q - l \leq k''$ i.e. $l \geq q - k''$. Hence

$$\sum_{\substack{\beta \leq \mathbf{1} \\ |\beta|=q}} c_{\beta}^{(p)}(u, v)^{\beta} \geq \sum_{l=\max\{q-k'', 0\}}^{\min\{q, k'\}} \frac{1+p-q}{(1+k'-l)(1+k''-q+l)} \sum_{\substack{\beta' \leq \mathbf{1} \\ |\beta'|=l}} c_{\beta'}^{(k')} u^{\beta'} \sum_{\substack{\beta'' \leq \mathbf{1} \\ |\beta''|=q-l}} c_{\beta''}^{(k'')} v^{\beta''},$$

which is 10.196. ■

Remark 621 (not referenced) *Inequality 10.196 can be written:*

$$\begin{aligned} & \frac{1}{1+p-q} \sum_{\substack{\beta \leq \mathbf{1} \\ |\beta|=q}} c_{\beta}^{(p)}(u, v)^{\beta} \\ & \geq \sum_{l=\max\{q-k'', 0\}}^{\min\{q, k'\}} \frac{1}{(1+k'-l)(1+k''-(q-l))} \sum_{\substack{\beta' \leq \mathbf{1} \\ |\beta'|=l}} c_{\beta'}^{(k')} u^{\beta'} \sum_{\substack{\beta'' \leq \mathbf{1} \\ |\beta''|=q-l}} c_{\beta''}^{(k'')} v^{\beta''} \\ & = \sum_{l=\max\{q-k'', 0\}}^{\min\{q, k'\}} \frac{1}{1+k'-l} \sum_{\substack{\beta' \leq \mathbf{1} \\ |\beta'|=l}} c_{\beta'}^{(k')} u^{\beta'} \frac{1}{1+k''-(q-l)} \sum_{\substack{\beta'' \leq \mathbf{1} \\ |\beta''|=q-l}} c_{\beta''}^{(k'')} v^{\beta''} \\ & = \sum_{l=\max\{q-k'', 0\}}^{\min\{q, k'\}} \frac{1}{1+k'-l} \sum_{\substack{\beta' \leq \mathbf{1} \\ |\beta'|=l}} c_{\beta'}^{(k')} u^{\beta'} \frac{1}{1+k''-(q-l)} \sum_{\substack{\beta'' \leq \mathbf{1} \\ |\beta''|=q-l}} c_{\beta''}^{(k'')} v^{\beta''}, \end{aligned}$$

so that if

$$\kappa_l^k(z) := \frac{1}{1+k-l} \sum_{\substack{\beta \leq \mathbf{1} \\ |\beta|=l}} c_{\beta}^{(k)} z^{\beta}, \quad z \in \mathbb{R}^k, \quad 0 \leq l \leq k,$$

the estimate 10.196 can be also written

$$\kappa_q^p(u, v) \geq \sum_{l=\max\{q-k'', 0\}}^{\min\{q, k'\}} \kappa_l^{k'}(u) \kappa_{q-l}^{k''}(v), \quad 0 \leq q \leq p, \quad u \in \mathbb{R}_{\oplus}^{k'}, \quad v \in \mathbb{R}_{\oplus}^{k''}.$$

When now derive our upper and lower bounds which remove leading and trailing zeros from the arguments of the determinants:

Theorem 622 (10.228) *For $n \geq 1$,*

$$|T(0_n)| = c_{\mathbf{0}}^{(n)} = \frac{1+n}{2^n}, \quad (10.201)$$

and for $p \geq 1$:

$$|T(0_n, x)| \geq \frac{1+n+p}{1+p} \frac{1}{2^n} |T(x)|, \quad x \in \mathbb{R}_{\oplus}^p, \quad (10.202)$$

which is exact when $x = 0_p$. Also

$$|T(x, 0_n)| \geq \frac{1+n+p}{1+p} \frac{1}{2^n} |T(x)|, \quad x \in \mathbb{R}_{\oplus}^p, \quad (10.203)$$

which is exact when $x = 0_p$. Finally

$$|T(0_n, x)| < |T(x)|, \quad x \in \mathbb{R}_{\oplus}^p, \quad (10.204)$$

and

$$|T(x, 0_n)| < |T(x)|, \quad x \in \mathbb{R}_{\oplus}^p. \quad (10.205)$$

Proof. From 10.82,

$$T(x) = \sum_{k=0}^m \sum_{\substack{\beta \leq \mathbf{1} \\ |\beta|=k}} c_{\beta}^{(m)} x^{\beta} = c_{\mathbf{0}}^{(m)} + \sum_{k=1}^m \sum_{\substack{\beta \leq \mathbf{1} \\ |\beta|=k}} c_{\beta}^{(m)} x^{\beta}, \quad x \in \mathbb{R}^m,$$

so that $T(0_n) = c_{\mathbf{0}}^{(n)}$. Further, from Theorem 618,

$$c_{(\beta', \beta'')}^{(n+p)} \geq \frac{1+n-|\beta'|+p-|\beta''|}{(1+n-|\beta'|)(1+p-|\beta''|)} c_{\beta'}^{(n)} c_{\beta''}^{(p)},$$

so

$$\begin{aligned} |T(0_n, x)| &= \sum_{k=0}^{n+p} \sum_{\substack{\beta' \leq \mathbf{1}_n, \beta'' \leq \mathbf{1}_p \\ |\beta'|+|\beta''|=k}} c_{\beta', \beta''}^{(n+p)} (0_n, x)^{(\beta', \beta'')} \\ &= \sum_{k=0}^{n+p} \sum_{\substack{\beta'' \leq \mathbf{1}_p \\ |\beta''|=k}} c_{0_n, \beta''}^{(n+p)} x^{\beta''} \\ &\geq \sum_{k=0}^{n+p} \sum_{\substack{\beta'' \leq \mathbf{1}_p \\ |\beta''|=k}} \frac{1+n+p-|\beta''|}{(1+n)(1+p-|\beta''|)} c_{\mathbf{0}}^{(n)} c_{\beta''}^{(p)} x^{\beta''} \\ &= c_{\mathbf{0}}^{(n)} \sum_{k=0}^{n+p} \sum_{\substack{\beta'' \leq \mathbf{1} \\ |\beta''|=k}} \frac{1+n+p-k}{(1+n)(1+p-k)} c_{\beta''}^{(p)} x^{\beta''} \\ &= c_{\mathbf{0}}^{(n)} \sum_{k=0}^{n+p} \frac{1+n+p-k}{(1+n)(1+p-k)} \sum_{\substack{\beta'' \leq \mathbf{1} \\ |\beta''|=k}} c_{\beta''}^{(p)} x^{\beta''} \\ &= \frac{c_{\mathbf{0}}^{(n)}}{1+n} \sum_{k=0}^p \frac{1+n+p-k}{1+p-k} \sum_{\substack{\beta'' \leq \mathbf{1} \\ |\beta''|=k}} c_{\beta''}^{(p)} x^{\beta''} \\ &= \frac{c_{\mathbf{0}}^{(n)}}{1+n} \sum_{k=0}^p \left(1 + \frac{n}{1+p-k}\right) \sum_{\substack{\beta'' \leq \mathbf{1} \\ |\beta''|=k}} c_{\beta''}^{(p)} x^{\beta''} \\ &\geq \frac{c_{\mathbf{0}}^{(n)}}{1+n} \sum_{k=0}^p \left(1 + \frac{n}{1+p}\right) \sum_{\substack{\beta'' \leq \mathbf{1} \\ |\beta''|=k}} c_{\beta''}^{(p)} x^{\beta''} = \\ &= \frac{1+n+p}{(1+n)(1+p)} c_{\mathbf{0}}^{(n)} \sum_{k=0}^p \sum_{\substack{\beta'' \leq \mathbf{1} \\ |\beta''|=k}} c_{\beta''}^{(p)} x^{\beta''} \\ &= \frac{1+n+p}{(1+n)(1+p)} c_{\mathbf{0}}^{(n)} |T(x)| \\ &= \frac{1+n+p}{(1+n)(1+p)} \frac{1+n}{2^n} |T(x)| \\ &= \frac{1+n+p}{1+p} \frac{1}{2^n} |T(x)|. \end{aligned}$$

Regarding 10.203, from Corollary 612 the reverse order permutation \mathcal{R} satisfies $|T(x)| = |T(\mathcal{R}x)|$ for all x so

$$\begin{aligned} |T(x, 0_n)| &= |T(\mathcal{R}(x, 0_n))| = |T(0_n, \mathcal{R}x)| \geq \frac{1+n+p}{1+p} \frac{1}{2^n} |T(\mathcal{R}x)| \\ &= \frac{1+n+p}{1+p} \frac{1}{2^n} |T(x)|. \end{aligned}$$

Regarding 10.204 and 10.205: from 10.75, $|T(a)| = (1+a_1)|T(a_{2:m})| - \frac{1}{4}|T(a_{3:m})|$ so

$$|T(0_n, x)| < |T(0_{n-1}, x)| < \dots < |T(0, x)|.$$

If $\dim x > 1$ then $|T(0_n, x)| < |T(x)|$ and if $\dim x = 1$ then $|T(0, x)| = \left| \begin{array}{cc} 1 & -1/2 \\ -1/2 & 1+x \end{array} \right| = \frac{3}{4} + x < 1+x = |T(x)|$.

Further,

$$|T(x, 0_n)| = |T(\mathcal{R}(x, 0_n))| = |T(0_n, \mathcal{R}x)| < |T(\mathcal{R}x)| = |T(x)|.$$

■

Remark 623 *The upper bound 10.204 will be improved on below in 10.229.*

10.6.4 Upper bounds for $\frac{1}{v}|T^{-1}\Delta_X f|_{\max}$ and $|\mu(f)|_{\max}$

The next theorem will be derived by using the lower bounds 10.202 and 10.203 to eliminate the zeros from the equations 10.188 and 10.189 which have terms with factors such as $|T(0_{k-j}, x_{k+1:m})|$ and $|T(x_{1:k-2}, 0_{l-k+1})|$.

Theorem 624 *If $m \geq 4$ and $x \in \mathbb{R}_{\oplus}^m$ then*

$$\begin{aligned} |T(x)| &\geq \left(x_1 + \frac{m+1}{m} \frac{1}{2}\right) |T(x_{2:m})|, & k=1, \\ |T(x)| &\geq \left(\frac{m}{m-k+1} \frac{x_1}{2^{k-1}} + \sum_{n=2}^k \frac{m-n+1}{m-k+1} \frac{x_n}{2^{k-n}} |T(x_{1:n-1})| + \frac{m+1}{m-k+1} \frac{1}{2^k} \right) |T(x_{k+1:m})|, & 2 \leq k \leq m-1, \\ |T(x)| &= m \frac{x_1}{2^{m-1}} + \sum_{n=2}^m (m-n+1) |T(x_{1:n-1})| \frac{x_n}{2^{m-n}} + \frac{m+1}{2^m}, & k=m, \end{aligned} \quad (10.206)$$

and,

$$\begin{aligned} |T(x)| &= \sum_{n=1}^{m-1} n \frac{x_n}{2^{n-1}} |T(x_{n+1:m})| + m \frac{x_m}{2^{m-1}} + \frac{m+1}{2^m}, & k=1, \\ |T(x)| &\geq |T(x_{1:k-1})| \left(\sum_{n=k}^{m-1} \frac{n}{k} \frac{x_n}{2^{n-k}} |T(x_{n+1:m})| + \frac{m}{k} \frac{x_m}{2^{m-k}} + \frac{m+1}{k} \frac{1}{2^{m-k+1}} \right), & 2 \leq k \leq m-1, \\ |T(x)| &\geq |T(x_{1:m-1})| \left(x_m + \frac{m+1}{m} \frac{1}{2} \right), & k=m, \end{aligned} \quad (10.207)$$

Proof. We first prove the bounds 10.206 by applying the lower bound 10.202:

$$|T(0_p, x_{l:m})| \geq \frac{2+p+m-l}{2+m-l} \frac{1}{2^p} |T(x)|,$$

to equation 10.188.

Case A1 When $k=1$ in 10.188:

$$\begin{aligned} |T(x)| &= x_1 |T(x_{2:m})| + |T(0, x_{2:m})| \geq x_1 |T(x_{2:m})| + \frac{1+m}{1+m-1} \frac{1}{2} |T(x_{2:m})| \\ &= x_1 |T(x_{2:m})| + \frac{1+m}{m} \frac{1}{2} |T(x_{2:m})| \\ &= \left(x_1 + \frac{m+1}{m} \frac{1}{2} \right) |T(x_{2:m})|. \end{aligned} \quad (10.208)$$

Case B1 When $k = 2$ in 10.188:

$$\begin{aligned} |T(x)| &= x_1 |T(0, x_{3:m})| + |T(x_1)| x_2 |T(x_{3:m})| + |T(0_2, x_{3:m})| \\ &\geq x_1 \frac{2+m-2}{1+m-2} \frac{1}{2} |T(x_{3:m})| + |T(x_1)| x_2 |T(x_{3:m})| + \frac{1+m-2+1}{1+m-2} \frac{1}{2^p} |T(x_{3:m})| \\ &= \left(\frac{m}{m-1} \frac{1}{2} x_1 + |T(x_1)| x_2 + \frac{m}{m-1} \frac{1}{2^2} \right) |T(x_{3:m})|. \end{aligned}$$

Case C1 When $3 \leq k \leq m-1$ in 10.188:

$$\begin{aligned} |T(x)| &= x_1 |T(0_{k-1}, x_{k+1:m})| + \sum_{n=2}^{k-1} |T(x_{1:n-1})| x_n |T(0_{k-n}, x_{k+1:m})| + \\ &\quad + |T(x_{1:k-1})| x_k |T(x_{k+1:m})| + |T(0_k, x_{k+1:m})| \\ &\geq \frac{m}{m-k+1} \frac{1}{2^{k-1}} x_1 |T(x_{k+1:m})| + \sum_{n=2}^{k-1} \frac{m-n+1}{m-k+1} \frac{1}{2^{k-n}} |T(x_{1:n-1})| x_n |T(x_{k+1:m})| + \\ &\quad + |T(x_{1:k-1})| x_k |T(x_{k+1:m})| + \frac{m+1}{m-k+1} \frac{1}{2^k} |T(x_{k+1:m})| \\ &= \left(\sum_{n=1}^{k-1} \frac{m-n+1}{m-k+1} \frac{1}{2^{k-n}} |T(x_{1:n-1})| x_n + |T(x_{1:k-1})| x_k + \frac{m+1}{m-k+1} \frac{1}{2^k} \right) |T(x_{k+1:m})| \\ &= \left(\sum_{n=1}^k \frac{m-n+1}{m-k+1} \frac{1}{2^{k-n}} |T(x_{1:n-1})| x_n + \frac{m+1}{m-k+1} \frac{1}{2^k} \right) |T(x_{k+1:m})|. \end{aligned}$$

Case D1 We will use the equation of case $k = m$ of 10.188.

This proves 10.206.

Next to prove 10.207 by applying the following consequence of 10.203:

$$|T(x_{1:p}, 0_q)| \geq \frac{1+p+q}{1+p} \frac{1}{2^q} |T(x_{1:p})|, \quad x_{1:p} > 0, \tag{10.209}$$

to the equations 10.189.

Case A2 Starting with the case $k = 1$ of 10.189:

$$\begin{aligned} |T(x)| &= |T(x_{1:m-1})| x_m + |T(x_{1:m-1}, 0)| \\ &\geq |T(x_{1:m-1})| x_m + \frac{m+1}{m} \frac{1}{2} |T(x_{1:m-1})| \\ &= |T(x_{1:m-1})| \left(x_m + \frac{m+1}{m} \frac{1}{2} \right). \end{aligned} \tag{10.210}$$

Case B2 Starting with the case $k = 2$ of 10.189:

$$\begin{aligned} |T(x)| &= |T(x_{1:m-2})| x_{m-1} |T(x_m)| + |T(x_{1:m-2}, 0)| x_m + |T(x_{1:m-2}, 0_2)| \\ &\geq |T(x_{1:m-2})| x_{m-1} |T(x_m)| + \frac{m}{m-1} \frac{1}{2} |T(x_{1:m-2})| x_m + \frac{m+1}{m-1} \frac{1}{2^2} |T(x_{1:m-2})| \\ &= |T(x_{1:m-2})| \left(x_{m-1} |T(x_m)| + \frac{m}{m-1} \frac{x_m}{2} + \frac{m+1}{m-1} \frac{1}{2^2} \right). \end{aligned} \tag{10.211}$$

Case C2 Starting with the case $3 \leq k \leq m-1$ of 10.189:

$$\begin{aligned}
 |T(x)| &= |T(x_{1:m-k})| x_{m-k+1} |T(x_{m-k+2:m})| + \\
 &\quad + \sum_{n=m-k+2}^{m-1} |T(x_{1:m-k}, 0_{n+k-m-1})| x_n |T(x_{n+1:m})| + \\
 &\quad + |T(x_{1:m-k}, 0_{k-1})| x_m + |T(x_{1:m-k}, 0_k)| \\
 &\geq |T(x_{1:m-k})| x_{m-k+1} |T(x_{m-k+2:m})| + \\
 &\quad + \sum_{n=m-k+2}^{m-1} \frac{n}{m-k+1} \frac{1}{2^{n+k-m-1}} |T(x_{1:m-k})| x_n |T(x_{n+1:m})| + \\
 &\quad + \frac{m}{m-k+1} \frac{1}{2^{k-1}} |T(x_{1:m-k})| x_m + \frac{m+1}{m-k+1} \frac{1}{2^k} |T(x_{1:m-k})| \\
 &= |T(x_{1:m-k})| \left(x_{m-k+1} |T(x_{m-k+2:m})| + \sum_{n=m-k+2}^{m-1} \frac{n}{m-k+1} \frac{x_n}{2^{n+k-m-1}} |T(x_{n+1:m})| + \right. \\
 &\quad \left. + \frac{m}{m-k+1} \frac{x_m}{2^{k-1}} + \frac{m+1}{m-k+1} \frac{1}{2^k} \right) \\
 &= |T(x_{1:m-k})| \left(\sum_{n=m-k+1}^{m-1} \frac{n}{m-k+1} \frac{x_n}{2^{n+k-m-1}} |T(x_{n+1:m})| + \frac{m}{m-k+1} \frac{x_m}{2^{k-1}} + \right. \\
 &\quad \left. + \frac{m+1}{m-k+1} \frac{1}{2^k} \right).
 \end{aligned}$$

Next apply the transformation $k \rightarrow m-k+1$ to give

$$|T(x)| = |T(x_{1:k-1})| \left(\sum_{n=k}^{m-1} \frac{n}{k} \frac{x_n}{2^{n-k}} |T(x_{n+1:m})| + \frac{m}{k} \frac{x_m}{2^{m-k}} + \frac{m+1}{k} \frac{1}{2^{m-k+1}} \right), \quad 2 \leq k \leq m-2. \quad (10.212)$$

Case D2 We will use the equation of case $k = m$ of 10.189:

$$|T(x)| = \sum_{n=1}^{m-1} \frac{n}{2^{n-1}} x_n |T(x_{n+1:m})| + \frac{m}{2^{m-1}} x_m + \frac{m+1}{2^m}. \quad (10.213)$$

Now if we substitute $k = 1$ into 10.212 and apply the notation of Definition 597 we obtain 10.213. If we substitute $k = m-1$ into 10.212 and apply the notation of Definition 597 we obtain 10.211. If we substitute $k = m$ into 10.212, assume $\sum_{n=m}^{m-1} \dots := 0$ and then apply the notation of Definition 597 we obtain 10.210. ■

We now apply Theorem 624 to obtain:

Corollary 625 Suppose $x \in \mathbb{R}_{\oplus}^m$ and $m \geq 4$. Then:

$$\begin{aligned}
 |T(x)| &= \sum_{n=1}^{m-1} \frac{x_n}{2^{n-1}} |T(x_{n+1:m})| + \frac{x_m}{2^{m-1}} + \frac{1}{2^m}, & k = 1, \\
 |T(x)| &\geq \left(\frac{1}{2} |T(x_{1:k-1})| \left(\sum_{n=k}^{m-1} \frac{x_n}{2^{n-k}} |T(x_{n+1:m})| + \frac{x_m}{2^{m-k}} + \frac{1}{2^{m-k+1}} \right) + \right. \\
 &\quad \left. + \frac{1}{2} \left(\frac{x_1}{2^{k-1}} + \sum_{n=2}^k |T(x_{1:n-1})| \frac{x_n}{2^{k-n}} + \frac{1}{2^k} \right) |T(x_{k+1:m})| \right), & 2 \leq k \leq m-1, \\
 |T(x)| &= \frac{x_1}{2^{m-1}} + \sum_{n=2}^m |T(x_{1:n-1})| \frac{x_n}{2^{m-n}} + \frac{1}{2^m}, & k = m.
 \end{aligned} \quad (10.214)$$

Proof. Suppose $m \geq 4$. Then from 10.206,

$$\begin{aligned}
 |T(x)| &\geq \left(x_1 + \frac{1}{2} \right) |T(x_{2:m})|, & k = 1, \\
 |T(x)| &\geq \left(\frac{x_1}{2^{k-1}} + \sum_{n=2}^k |T(x_{1:n-1})| \frac{x_n}{2^{k-n}} + \frac{1}{2^k} \right) |T(x_{k+1:m})|, & 2 \leq k \leq m-1, \\
 |T(x)| &= \frac{x_1}{2^{m-1}} + \sum_{n=2}^m |T(x_{1:n-1})| \frac{x_n}{2^{m-n}} + \frac{1}{2^m}, & k = m,
 \end{aligned} \quad (10.215)$$

and from 10.207,

$$\begin{aligned}
 |T(x)| &= \sum_{n=1}^{m-1} \frac{x_n}{2^{n-1}} |T(x_{n+1:m})| + \frac{x_m}{2^{m-1}} + \frac{1}{2^m}, & k=1, \\
 |T(x)| &\geq |T(x_{1:k-1})| \left(\sum_{n=k}^{m-1} \frac{x_n}{2^{n-k}} |T(x_{n+1:m})| + \frac{x_m}{2^{m-k}} + \frac{1}{2^{m-k+1}} \right), & 2 \leq k \leq m-1, \\
 |T(x)| &\geq |T(x_{1:m-1})| \left(x_m + \frac{1}{2} \right), & k=m,
 \end{aligned} \tag{10.216}$$

Adding terms with the same value of $k : 2 \leq k \leq m-1$ yields this corollary. ■

Corollary 626 Recall that $T = T(x; 1)$ where $x = \frac{1}{v} \Delta_1 X$ and $v = \rho N$. Then if $f \in C_B^{(0)}(\Omega)$ and $Df \in L^\infty(\Omega)$:

$$\frac{1}{v} |T^{-1} \Delta_X f|_{\max} \leq 2 \|Df\|_{\infty; \Omega}, \tag{10.217}$$

and

$$|\mu(f)|_{\max} \leq 2 \|Df\|_{\infty; \Omega} + |\mu_1(f)|, \tag{10.218}$$

when $N \geq 4$ and $\rho > 0$.

Proof. From 10.183,

$$\begin{aligned}
 &\frac{1}{v} |(T^{-1} \Delta_X f)_k| \\
 &\leq \|Df\|_{\infty; \Omega} \times \left\{ \begin{array}{ll} \frac{1}{|T(x)|} \left(\sum_{n=1}^{N-2} \frac{x_n}{2^{n-1}} |T(x_{n+1:N-1})| + \frac{x_{N-1}}{2^{N-2}} \right), & k=1, \\ \frac{|T(x_{k+1:N-1})|}{|T(x)|} \left(\frac{x_1}{2^{k-1}} + \sum_{n=2}^k |T(x_{1:n-1})| \frac{x_n}{2^{k-n}} \right) + \\ + \frac{|T(x_{1:k-1})|}{|T(x)|} \left(\sum_{n=k+1}^{N-2} \frac{x_n}{2^{n-k}} |T(x_{n+1:N-1})| + \frac{x_{N-1}}{2^{N-1-k}} \right) & 2 \leq k \leq N-2, \\ \frac{1}{|T(x)|} \left(\frac{x_1}{2^{N-2}} + \sum_{n=2}^{N-1} |T(x_{1:n-1})| \frac{x_n}{2^{N-1-n}} \right), & k=N-1, \end{array} \right\}
 \end{aligned}$$

Set $m = N - 1$. The case $k = 1$ of 10.214 now implies

$$\sum_{n=1}^{N-2} \frac{x_n}{2^{n-1}} |T(x_{n+1:N-1})| + \frac{x_{N-1}}{2^{N-2}} = \sum_{n=1}^{m-1} \frac{x_n}{2^{n-1}} |T(x_{n+1:m})| + \frac{x_m}{2^{m-1}} < |T(x)|,$$

so that

$$\frac{1}{v} |(T^{-1} \Delta_X f)_1| \leq \frac{\|Df\|_{\infty; \Omega}}{|T(x)|} \left(\sum_{n=1}^{N-2} \frac{x_n}{2^{n-1}} |T(x_{n+1:N-1})| + \frac{x_{N-1}}{2^{N-2}} \right) < \|Df\|_{\infty; \Omega}.$$

Similarly when $k = N - 1$ we obtain

$$\frac{1}{v} |(T^{-1} \Delta_X f)_{N-1}| < \|Df\|_{\infty; \Omega}.$$

The case $2 \leq k \leq m - 1$ of 10.214 implies

$$\begin{aligned}
 |T(x)| &\geq \frac{1}{2} |T(x_{k+1:m})| \left(\frac{x_1}{2^{k-1}} + \sum_{n=2}^k |T(x_{1:n-1})| \frac{x_n}{2^{k-n}} \right) + \\
 &\quad + \frac{1}{2} |T(x_{1:k-1})| \left(\sum_{n=k+1}^{m-1} \frac{x_n}{2^{n-k}} |T(x_{n+1:m})| + \frac{x_m}{2^{m-k}} \right) \\
 &= \frac{1}{2} |T(x_{k+1:N-1})| \left(\frac{x_1}{2^{k-1}} + \sum_{n=2}^k |T(x_{1:n-1})| \frac{x_n}{2^{k-n}} \right) + \\
 &\quad + \frac{1}{2} |T(x_{1:k-1})| \left(\sum_{n=k+1}^{N-2} \frac{x_n}{2^{n-k}} |T(x_{n+1:N-1})| + \frac{x_{N-1}}{2^{N-1-k}} \right),
 \end{aligned}$$

so that

$$\begin{aligned} \frac{|T(x_{k+1:N-1})|}{|T(x)|} \left(\frac{x_1}{2^{k-1}} + \sum_{n=2}^k |T(x_{1:n-1})| \frac{x_n}{2^{k-n}} \right) + \\ + \frac{|T(x_{1:k-1})|}{|T(x)|} \left(\sum_{n=k+1}^{N-2} \frac{x_n}{2^{n-k}} |T(x_{n+1:N-1})| + \frac{x_{N-1}}{2^{N-1-k}} \right) \leq 2, \end{aligned}$$

and thus

$$\frac{1}{v} |(T^{-1}\Delta_X f)_k| \leq 2 \|Df\|_{\infty;\Omega}, \quad 2 \leq k \leq N-2.$$

Substituting this upper bound into 10.178 proves the second inequality 10.218. ■

10.7 Upper bounds for the Exact smoother derivative

The goal of this section is to derive the upper bound $\|Ds\|_{\infty;\Omega} \leq 2\|f\|_{\infty;\Omega} + \max\{5, 2 + \rho N\} \|Df\|_{\infty;\Omega}$, on the assumption that $\text{diam } \Omega \leq 1$, $f \in C_B^{(0)}(\Omega)$ and $Df \in L^\infty(\Omega)$. This is Theorem 628. We also derive a corresponding result for the scaled hat basis function.

The estimate 10.218, namely $|\mu(f)|_{\max} \leq 2\|Df\|_{\infty;\Omega} + |\mu_1(f)|$, means that if we can derive an upper bound for $|\mu_1(f)|$ then we are done. The approach is to first prove the preliminary estimates and equations of the next two subsections.

In Subsection 10.7.3 we start with formula 10.43:

$$\mu_1(f) = \frac{f(x^{(1)}) + f(x^{(N)}) - \frac{1}{2}\beta^T T^{-1} \Delta_X f}{v \left(\left(\frac{2}{v} - \mathbf{1} \cdot \frac{1}{v} \Delta_1 X + 1 \right) - \frac{1}{4} \beta^T T^{-1} \beta \right)}.$$

and use the formulas 10.72 and 10.54 etc. to write $\beta^T T^{-1} \beta$ and $\beta^T T^{-1} \Delta_X f$ in terms of $1/|T|$ and the sub-determinants $|T_{i;j}|$.

We will show that the denominator exceeds 1 so that

$$\begin{aligned} |\mu_1(f)| &\leq \frac{|f(x^{(1)})| + |f(x^{(N)})|}{v \left(\left(\frac{2}{v} - \mathbf{1} \cdot \frac{1}{v} \Delta_1 X + 1 \right) - \frac{1}{4} \beta^T T^{-1} \beta \right)} + \frac{1}{2} \frac{|\beta^T T^{-1} \Delta_X f|}{v \left(\left(\frac{2}{v} - \mathbf{1} \cdot \frac{1}{v} \Delta_1 X + 1 \right) - \frac{1}{4} \beta^T T^{-1} \beta \right)} \\ &\leq 2\|f\|_{\infty;\Omega} + \frac{1}{2} \frac{|\beta^T T^{-1} \Delta_X f|}{v \left(\left(\frac{2}{v} - \mathbf{1} \cdot \frac{1}{v} \Delta_1 X + 1 \right) - \frac{1}{4} \beta^T T^{-1} \beta \right)}, \end{aligned}$$

and the estimate 10.24: $\left| \frac{\Delta_1 f(x^{(n)})}{\Delta_1 x^{(n)}} \right| \leq \|Df\|_{\infty;\Omega}$ is used to show the second term is bounded above by $\max\{5, 2 + \rho N\} \|Df\|_{\infty;\Omega}$. But from 10.7, $\|Ds\|_{\infty;\Omega} = |\mu(f)|_{\max}$, so

$$\|Ds\|_{\infty;\Omega} \leq 2\|f\|_{\infty;\Omega} + \{5, 2 + \rho N\} \|Df\|_{\infty;\Omega}.$$

10.7.1 Bounds for $T(0_n, x) - T(0_{n+m})$

In this subsection we will derive the bounds 10.228 for $T(0_n, x) - T(0_{n+m})$ which are in effect better bounds for $T(0_n, x)$ than those of 10.204. These results will be used to obtain an upper bound for the numerator of the formula 10.43 for $\mu_1(f)$.

From 10.204,

$$|T(0_n, x)| \leq |T(x)|, \quad n \geq 0, \quad (10.219)$$

where from Definition 597, $0_0 := \{\}$ is the empty sequence. The rest of this subsection will be devoted to improving this estimate and obtaining some related lower bounds. From 10.73, for $x \in \mathbb{R}^m$, $m \geq 2$,

$$|T(0_n, x)| = \begin{cases} |T(0_0, x)|, & n = 0, \\ |T(x)| - \frac{1}{4}|T(x_{2:m})|, & n = 1, \\ |T(0_1, x)| - \frac{1}{4}|T(x)|, & n = 2, \\ |T(0_{n-1}, x)| - \frac{1}{4}|T(0_{n-2}, x)|, & n \geq 3. \end{cases} \quad (10.220)$$

This system of equations can be interpreted as a linear recurrence relation in $|T(0_n, x)|$. The auxiliary equation is $u^2 - u + 1/4$ which has repeated root $1/2$ and so the general solution has the form $\frac{1}{2^n} (A + Bn)$. Thus

$$\begin{aligned} |T(0_0, x)| &= |T(x)| = A, \\ |T(0_1, x)| &= (A + B) \frac{1}{2} = (|T(x)| + B) \frac{1}{2} = \frac{1}{2} |T(x)| + \frac{1}{2} B, \end{aligned}$$

so that $A = |T(x)|$ and $B = 2|T(0_1, x)| - |T(x)|$ and hence for $n \geq 0$ and $m \geq 2$,

$$\begin{aligned} |T(0_n, x)| &= \frac{1}{2^n} (A + Bn) \\ &= \frac{1}{2^n} (|T(x)| + (2|T(0_1, x)| - |T(x)|)n) \\ &= \frac{1}{2^n} (|T(x)| + 2n|T(0_1, x)| - n|T(x)|) \\ &= \frac{1}{2^n} (2n|T(0_1, x)| - (n-1)|T(x)|) \tag{10.221} \end{aligned}$$

$$\begin{aligned} &= \frac{1}{2^n} \left(2n \left(|T(x)| - \frac{1}{4} |T(x_{2:m})| \right) - (n-1)|T(x)| \right) \\ &= \frac{1}{2^n} \left((n+1)|T(x)| - \frac{n}{2} |T(x_{2:m})| \right). \tag{10.222} \end{aligned}$$

From 10.222 and 10.219:

$$|T(0_n, x)| < \frac{n+1}{2^n} |T(x)| = |T(0_n)| |T(x)|, \quad x \in \mathbb{R}_\oplus^m; \quad m, n \geq 1, \tag{10.223}$$

which improves on 10.219. However, there is inequality when $x = 0$.

We obtain equality when $x = 0_m$ as follows. From 10.222:

$$\begin{aligned} &|T(0_n, x)| \\ &= \frac{1}{2^n} \left((n+1)(|T(x)| - |T(0_m)| + |T(0_m)|) - \frac{n}{2} (|T(x_{2:m})| - |T(0_{m-1})| + |T(0_{m-1})|) \right) \\ &= \frac{1}{2^n} \left((n+1)(|T(x)| - |T(0_m)|) + (n+1)|T(0_m)| - \frac{n}{2} (|T(x_{2:m})| - |T(0_{m-1})|) - \frac{n}{2} |T(0_{m-1})| \right) \\ &= \frac{1}{2^n} \left((n+1)(|T(x)| - |T(0_m)|) - \frac{n}{2} (|T(x_{2:m})| - |T(0_{m-1})|) \right) - \\ &\quad - \frac{1}{2^n} \frac{n}{2} |T(0_{m-1})| + \frac{1}{2^n} (n+1) |T(0_m)| \\ &= \frac{1}{2^n} \left\{ (n+1)(|T(x)| - |T(0_m)|) - \frac{n}{2} (|T(x_{2:m})| - |T(0_{m-1})|) \right\} - \\ &\quad - \frac{1}{2^n} \frac{n}{2} \frac{m}{2^{m-1}} + \frac{1}{2^n} (n+1) \frac{m+1}{2^m}, \end{aligned}$$

which becomes on rearranging

$$|T(0_n, x)| - |T(0_{m+n})| = \frac{1}{2^n} \left((n+1)(|T(x)| - |T(0_m)|) - \frac{n}{2} (|T(x_{2:m})| - |T(0_{m-1})|) \right).$$

Thus

$$|T(0_n, x)| - |T(0_{m+n})| \leq \frac{n+1}{2^n} (|T(x)| - |T(0_m)|), \quad x \in \mathbb{R}_\oplus^m, \quad m \geq 1, \tag{10.224}$$

with equality when $x = 0_m$. This can be rewritten as

$$|T(0_n, x)| \leq \frac{n+1}{2^n} |T(x)| - \frac{mn}{2^{m+n}}, \quad x \in \mathbb{R}_\oplus^m, \quad m \geq 1, \tag{10.225}$$

with equality when $x = 0_m$. These (equivalent) inequalities improve on both 10.223 and 10.219. Now

$$\begin{aligned}
 |T(0_1, x)| - |T(0_{m+1})| &= |T(0, x)| - |T(0_{m+1})| \\
 &= \sum_{k=1}^{m+1} \sum_{\substack{\beta \leq \mathbf{1}_{m+1} \\ |\beta|=k}} c_{\beta}^{(m+1)}(0, x)^{\beta} \\
 &= \sum_{k=1}^{m+1} \sum_{\substack{\beta \leq \mathbf{1}_{m+1} \\ \beta_1 + |\beta'|=k}} c_{\beta_1, \beta'}^{(m+1)} 0^{\beta_1} x^{\beta'} \\
 &= \sum_{k=1}^m \sum_{\substack{\beta' \leq \mathbf{1}_m \\ |\beta'|=k}} c_{0, \beta'}^{(m+1)} x^{\beta'}.
 \end{aligned}$$

On the other hand, by part 6 of Theorem 616: $\frac{1}{2} \frac{m+1}{m} c_{\beta'}^{(m)} \leq c_{0, \beta'}^{(m+1)}$ when $\beta' > 0_m$ and $m \geq 1$, so that

$$\begin{aligned}
 |T(0_1, x)| - |T(0_{m+1})| &\geq \frac{1}{2} \frac{m+1}{m} \sum_{k=1}^m \sum_{\beta' \leq \mathbf{1}, |\beta'|=k} c_{\beta'}^{(m)} x^{\beta'} \\
 &= \frac{1}{2} \frac{m+1}{m} \left(\sum_{k=0}^m \sum_{\beta' \leq \mathbf{1}, |\beta'|=k} c_{\beta'}^{(m)} x^{\beta'} - |T(0_m)| \right) \\
 &= \frac{1}{2} \frac{m+1}{m} (|T(x)| - |T(0_m)|), \quad m \geq 1,
 \end{aligned}$$

and n applications yields

$$\begin{aligned}
 |T(0_n, x)| - |T(0_{m+n})| &\geq \frac{1}{2} \frac{m+n}{m+n-1} (|T(0_{n-1}, x)| - |T(0_{m+n-1})|) \\
 &\geq \frac{1}{2^2} \frac{m+n}{m+n-1} \frac{m+n-1}{m+n-2} (|T(0_{n-2}, x)| - |T(0_{m+n-2})|) \\
 &\geq \frac{1}{2^n} \left(\frac{m+n}{m+n-1} \frac{m+n-1}{m+n-2} \cdots \frac{m+1}{m} \right) (|T(x)| - |T(0_m)|) \\
 &= \frac{1}{2^n} \frac{m+n}{m} (|T(x)| - |T(0_m)|) \\
 &= \frac{1}{2^n} \left(1 + \frac{n}{m} \right) (|T(x)| - |T(0_m)|), \tag{10.226}
 \end{aligned}$$

or on rearranging

$$\begin{aligned}
 |T(0_n, x)| &\geq \frac{1}{2^n} \left(1 + \frac{n}{m} \right) |T(x)| - \frac{1}{2^n} \left(1 + \frac{n}{m} \right) |T(0_m)| + |T(0_{m+n})| \\
 &= \frac{1}{2^n} \left(1 + \frac{n}{m} \right) |T(x)| - \left(1 + \frac{n}{m} \right) \frac{m+1}{2^{m+n}} + \frac{m+n+1}{2^{m+n}} \\
 &= \frac{1}{2^n} \left(1 + \frac{n}{m} \right) |T(x)| - \frac{1}{2^{m+n}} \left\{ \left(1 + \frac{n}{m} \right) (m+1) - (m+n+1) \right\} \\
 &= \frac{1}{2^n} \left(1 + \frac{n}{m} \right) |T(x)| - \frac{1}{2^{m+n}} \left\{ m+n+1 + \frac{n}{m} - (m+n+1) \right\} \\
 &= \frac{1}{2^n} \left(1 + \frac{n}{m} \right) |T(x)| - \frac{1}{2^{m+n}} \frac{n}{m}. \tag{10.227}
 \end{aligned}$$

Combining 10.224 with 10.226 gives for $x \in \mathbb{R}_{\oplus}^m$ and $m, n \geq 1$,

$$\begin{aligned}
 0 < \frac{1}{2^n} \left(1 + \frac{n}{m} \right) (|T(x)| - |T(0_m)|) &\leq |T(0_n, x)| - |T(0_{m+n})| \\
 &\leq \frac{1}{2^n} (1+n) (|T(x)| - |T(0_m)|), \tag{10.228}
 \end{aligned}$$

so 10.225 and 10.227 can be combined to give: if $x \in \mathbb{R}_{\oplus}^m$ and $m, n \geq 1$ then

$$0 < \frac{1}{2^n} \left(1 + \frac{n}{m}\right) |T(x)| - \frac{1}{2^{m+n}} \frac{n}{m} \leq |T(0_n, x)| \leq \frac{1}{2^n} (1 + n) |T(x)| - \frac{mn}{2^{m+n}}. \quad (10.229)$$

10.7.2 Lower bounds for $|T(a)|$

This subsection is devoted to the derivation of the lower bounds 10.236 and 10.237 for $T(a)$ which will be used to estimate the numerator of the formula 10.43 for $\mu_1(f)$. The bound for 10.236 involves linear combinations of terms like $a_k |T(a_{k+1:m})|$ and the bound 10.237 involves linear combinations of terms like $|T(a_{1:j-1})| a_j$. The approximations in this subsection all derive from part 1 of Theorem 616.

From Definition 597 above

$$a_{l:m} := (a_k)_{k=l}^m \in \mathbb{R}_+^{m-l+1}.$$

If $m \geq 2$:

$$\begin{aligned} \sum_{\substack{\beta \leq \mathbf{1} \\ |\beta|=k}} c_{\beta}^{(m)} a^{\beta} &= \sum_{\substack{(\beta_1, \beta'') \leq \mathbf{1} \\ |\beta_1, \beta''|=k}} c_{\beta_1, \beta''}^{(m)} (a_1 a_{2:m})^{\beta} \\ &= \sum_{\substack{(\beta_1, \beta'') \leq \mathbf{1} \\ |\beta_1, \beta''|=k}} c_{\beta_1, \beta''}^{(m)} a_1^{\beta_1} a_{2:m}^{\beta''} \\ &= \sum_{\substack{(1, \beta'') \leq \mathbf{1} \\ |1, \beta''|=k}} c_{1, \beta''}^{(m)} a_1 a_{2:m}^{\beta''} + \sum_{\substack{(0, \beta'') \leq \mathbf{1} \\ |0, \beta''|=k}} c_{0, \beta''}^{(m)} a_{2:m}^{\beta''} \\ &= a_1 \sum_{\substack{\beta'' \leq \mathbf{1} \\ |\beta''|=k-1}} c_{1, \beta''}^{(m)} a_{2:m}^{\beta''} + \sum_{\substack{\beta'' \leq \mathbf{1} \\ |\beta''|=k}} c_{0, \beta''}^{(m)} a_{2:m}^{\beta''}. \end{aligned}$$

It is now more convenient to write

$$\sum_{\substack{\beta \leq \mathbf{1} \\ |\beta|=k}} c_{\beta}^{(m)} a^{\beta} = a_1 \sum_{\substack{\beta \leq \mathbf{1} \\ |\beta|=k-1}} c_{1, \beta}^{(m)} a_{2:m}^{\beta} + \sum_{\substack{\beta \leq \mathbf{1} \\ |\beta|=k}} c_{0, \beta}^{(m)} a_{2:m}^{\beta}.$$

Since the non-trivial sequences of zeros in $(1, \beta)$ and β are identical, Theorem 610 tells us that $c_{1, \beta}^{(m)} = c_{\beta}^{(m-1)}$. Also by part 1 of Theorem 616, $\frac{1}{2} c_{\beta}^{(m-1)} < c_{0, \beta}^{(m)} < c_{\beta}^{(m-1)}$. Hence we have the upper and lower bounds: for $1 \leq k \leq m-1$ and $m \geq 2$,

$$\begin{aligned} a_1 \sum_{\substack{\beta \leq \mathbf{1} \\ |\beta|=k-1}} c_{\beta}^{(m-1)} a_{2:m}^{\beta} + \frac{1}{2} \sum_{\substack{\beta \leq \mathbf{1} \\ |\beta|=k}} c_{\beta}^{(m-1)} a_{2:m}^{\beta} &< \sum_{\substack{\beta \leq \mathbf{1} \\ |\beta|=k}} c_{\beta}^{(m)} a^{\beta} \\ &< a_1 \sum_{\substack{\beta \leq \mathbf{1} \\ |\beta|=k-1}} c_{\beta}^{(m-1)} a_{2:m}^{\beta} + \sum_{\substack{\beta \leq \mathbf{1} \\ |\beta|=k}} c_{\beta}^{(m-1)} a_{2:m}^{\beta}, \end{aligned} \quad (10.230)$$

and thus

$$\begin{aligned} a_1 \sum_{k=1}^{m-1} \sum_{\substack{\beta \leq \mathbf{1} \\ |\beta|=k-1}} c_{\beta}^{(m-1)} a_{2:m}^{\beta} + \frac{1}{2} \sum_{k=1}^{m-1} \sum_{\substack{\beta \leq \mathbf{1} \\ |\beta|=k}} c_{\beta}^{(m-1)} a_{2:m}^{\beta} \\ &< \sum_{k=1}^{m-1} \sum_{\substack{\beta \leq \mathbf{1} \\ |\beta|=k}} c_{\beta}^{(m)} a^{\beta} \\ &< a_1 \sum_{k=1}^{m-1} \sum_{\substack{\beta \leq \mathbf{1} \\ |\beta|=k-1}} c_{\beta}^{(m-1)} a_{2:m}^{\beta} + \sum_{k=1}^{m-1} \sum_{\substack{\beta \leq \mathbf{1} \\ |\beta|=k}} c_{\beta}^{(m-1)} a_{2:m}^{\beta}, \end{aligned}$$

i.e.

$$\begin{aligned}
 & a_1 \sum_{k=0}^{m-2} \sum_{\substack{\beta \leq \mathbf{1} \\ |\beta|=k}} c_\beta^{(m-1)} a_{2:m}^\beta + \frac{1}{2} \sum_{k=1}^{m-1} \sum_{\substack{\beta \leq \mathbf{1} \\ |\beta|=k}} c_\beta^{(m-1)} a_{2:m}^\beta \\
 & < \sum_{k=1}^{m-1} \sum_{\substack{\beta \leq \mathbf{1} \\ |\beta|=k}} c_\beta^{(m)} a^\beta \\
 & < a_1 \sum_{k=0}^{m-2} \sum_{\substack{\beta \leq \mathbf{1} \\ |\beta|=k}} c_\beta^{(m-1)} a_{2:m}^\beta + \sum_{k=1}^{m-1} \sum_{\substack{\beta \leq \mathbf{1} \\ |\beta|=k}} c_\beta^{(m-1)} a_{2:m}^\beta. \tag{10.231}
 \end{aligned}$$

Since we are dealing with T_m s we want to complete the outer summations in the LHS of 10.231. Noting from 10.122 that $c_0^{(m)} = \frac{m+1}{2^m}$ and from 10.91 that $c_1^{(m)} = 1$, we are lead to the following sequence of inequalities:

$$\begin{aligned}
 & a_1 \sum_{k=0}^{m-1} \sum_{\substack{\beta \leq \mathbf{1} \\ |\beta|=k}} c_\beta^{(m-1)} a_{2:m}^\beta - a_1 \sum_{\substack{\beta \leq \mathbf{1} \\ |\beta|=m-1}} c_\beta^{(m-1)} a_{2:m}^\beta + \frac{1}{2} \sum_{k=0}^{m-1} \sum_{\substack{\beta \leq \mathbf{1} \\ |\beta|=k}} c_\beta^{(m-1)} a_{2:m}^\beta - \frac{1}{2} \sum_{\substack{\beta \leq \mathbf{1} \\ |\beta|=0}} c_\beta^{(m-1)} a_{2:m}^\beta \\
 & < \sum_{k=0}^m \sum_{\substack{\beta \leq \mathbf{1} \\ |\beta|=k}} c_\beta^{(m)} a^\beta - \sum_{\substack{\beta \leq \mathbf{1} \\ |\beta|=0}} c_\beta^{(m)} a^\beta - \sum_{\substack{\beta \leq \mathbf{1} \\ |\beta|=m}} c_\beta^{(m)} a^\beta,
 \end{aligned}$$

$$\begin{aligned}
 & a_1 \sum_{k=0}^{m-1} \sum_{\substack{\beta \leq \mathbf{1} \\ |\beta|=k}} c_\beta^{(m-1)} a_{2:m}^\beta - a_1 \sum_{\substack{\beta \leq \mathbf{1} \\ |\beta|=m-1}} c_\beta^{(m-1)} a_{2:m}^\beta + \frac{1}{2} \sum_{k=0}^{m-1} \sum_{\substack{\beta \leq \mathbf{1} \\ |\beta|=k}} c_\beta^{(m-1)} a_{2:m}^\beta - \frac{1}{2} \sum_{\substack{\beta \leq \mathbf{1} \\ |\beta|=0}} c_\beta^{(m-1)} a_{2:m}^\beta \\
 & < \sum_{k=0}^m \sum_{\substack{\beta \leq \mathbf{1} \\ |\beta|=k}} c_\beta^{(m)} a^\beta - \sum_{\substack{\beta \leq \mathbf{1} \\ |\beta|=0}} c_\beta^{(m)} a^\beta - \sum_{\substack{\beta \leq \mathbf{1} \\ |\beta|=m}} c_\beta^{(m)} a^\beta,
 \end{aligned}$$

$$\begin{aligned}
 & a_1 \sum_{k=0}^{m-1} \sum_{\substack{\beta \leq \mathbf{1} \\ |\beta|=k}} c_\beta^{(m-1)} a_{2:m}^\beta - c_1^{(m-1)} a_1 a_{2:m}^1 + \frac{1}{2} \sum_{k=0}^{m-1} \sum_{\substack{\beta \leq \mathbf{1} \\ |\beta|=k}} c_\beta^{(m-1)} a_{2:m}^\beta - \frac{1}{2} c_0^{(m-1)} \\
 & < \sum_{k=0}^m \sum_{\substack{\beta \leq \mathbf{1} \\ |\beta|=k}} c_\beta^{(m)} a^\beta - c_0^{(m)} - c_1^{(m)} a^1,
 \end{aligned}$$

$$\begin{aligned}
 & a_1 \sum_{k=0}^{m-1} \sum_{\substack{\beta \leq \mathbf{1} \\ |\beta|=k}} c_\beta^{(m-1)} a_{2:m}^\beta - a^1 + \frac{1}{2} \sum_{k=0}^{m-1} \sum_{\substack{\beta \leq \mathbf{1} \\ |\beta|=k}} c_\beta^{(m-1)} a_{2:m}^\beta - \frac{1}{2} \frac{m}{2^{m-1}} \\
 & < \sum_{k=0}^m \sum_{\substack{\beta \leq \mathbf{1} \\ |\beta|=k}} c_\beta^{(m)} a^\beta - \frac{m+1}{2^m} - a^1,
 \end{aligned}$$

$$a_1 \sum_{k=0}^{m-1} \sum_{\substack{\beta \leq \mathbf{1} \\ |\beta|=k}} c_\beta^{(m-1)} a_{2:m}^\beta + \frac{1}{2} \sum_{k=0}^{m-1} \sum_{\substack{\beta \leq \mathbf{1} \\ |\beta|=k}} c_\beta^{(m-1)} a_{2:m}^\beta - \frac{m}{2^m} < \sum_{k=0}^m \sum_{\substack{\beta \leq \mathbf{1} \\ |\beta|=k}} c_\beta^{(m)} a^\beta - \frac{m+1}{2^m},$$

$$a_1 \sum_{k=0}^{m-1} \sum_{\substack{\beta \leq \mathbf{1} \\ |\beta|=k}} c_\beta^{(m-1)} a_{2:m}^\beta + \frac{1}{2} \sum_{k=0}^{m-1} \sum_{\substack{\beta \leq \mathbf{1} \\ |\beta|=k}} c_\beta^{(m-1)} a_{2:m}^\beta < \sum_{k=0}^m \sum_{\substack{\beta \leq \mathbf{1} \\ |\beta|=k}} c_\beta^{(m)} a^\beta - \frac{1}{2^m},$$

$$a_1 \sum_{k=0}^{m-1} \sum_{\substack{\beta \le 1 \\ |\beta|=k}} c_\beta^{(m-1)} a_{2:m}^\beta + \frac{1}{2} \sum_{k=0}^{m-1} \sum_{\substack{\beta \le 1 \\ |\beta|=k}} c_\beta^{(m-1)} a_{2:m}^\beta + \frac{1}{2^m} < \sum_{k=1}^m \sum_{\substack{\beta \le 1 \\ |\beta|=k}} c_\beta^{(m)} a^\beta, \tag{10.232}$$

when $m \geq 2$,

so that

$$a_1 |T(a_{2:m})| + \frac{1}{2} |T(a_{2:m})| + \frac{1}{2^m} < |T(a)|, \quad m \geq 2. \tag{10.233}$$

When we replace a by $a_{2:m}$ we get

$$a_2 |T(a_{3:m})| + \frac{1}{2} |T(a_{3:m})| + \frac{1}{2^{m-1}} < |T(a_{2:m})|, \quad m \geq 3,$$

and substituting for the second occurrence of $T_{m-2}(a_{3:m})$ in 10.233 gives

$$a_1 |T(a_{2:m})| + \frac{a_2}{2} |T(a_{3:m})| + \frac{1}{2^2} |T(a_{3:m})| + \frac{2}{2^m} < |T(a)|, \quad m \geq 3. \tag{10.234}$$

When we replace a by $a_{3:m}$ in 10.233 we get

$$a_3 |T(a_{4:m})| + \frac{1}{2} |T(a_{4:m})| + \frac{1}{2^{m-2}} < |T(a_{3:m})|, \quad m \geq 4,$$

and substituting for the second occurrence of $|T(a_{3:m})|$ in 10.234 gives for $m \geq 4$:

$$\begin{aligned} a_1 |T(a_{2:m})| + \frac{a_2}{2} |T(a_{3:m})| + \frac{1}{2^2} \left(a_3 |T(a_{4:m})| + \frac{1}{2} |T(a_{4:m})| + \frac{1}{2^{m-2}} \right) + \frac{1}{2^{m-1}} \\ = a_1 |T(a_{2:m})| + \frac{a_2}{2} |T(a_{3:m})| + \frac{a_3}{2^2} |T(a_{4:m})| + \frac{1}{2^3} |T(a_{4:m})| + \frac{1}{2^m} + \frac{1}{2^{m-1}} \\ = a_1 |T(a_{2:m})| + \frac{a_2}{2} |T(a_{3:m})| + \frac{a_3}{2^2} |T(a_{4:m})| + \frac{1}{2^3} |T(a_{4:m})| + \frac{3}{2^m} \\ < |T(a)|. \end{aligned} \tag{10.235}$$

Noting 10.233, 10.234 and 10.235 we suspect that in general for $m \geq j$,

$$a_1 |T(a_{2:m})| + \frac{a_2}{2} |T(a_{3:m})| + \dots + \frac{a_{j-1}}{2^{j-2}} |T(a_{j:m})| + \frac{1}{2^{j-1}} |T(a_{j:m})| + \frac{j-1}{2^m} < |T(a)|,$$

so that when $j = m$ and $m \geq 2$:

$$\begin{aligned} a_1 |T(a_{2:m})| + \frac{a_2}{2} |T(a_{3:m})| + \dots + \frac{a_{m-1}}{2^{m-2}} |T(a_{m,m})| + \frac{1}{2^{m-1}} |T(a_{m,m})| + \frac{m-1}{2^m} \\ = a_1 |T(a_{2:m})| + \frac{a_2}{2} |T(a_{3:m})| + \dots + \frac{a_{m-1}}{2^{m-2}} |T(a_{m,m})| + \frac{a_m+1}{2^{m-1}} + \frac{m-1}{2^m} \\ = a_1 |T(a_{2:m})| + \frac{a_2}{2} |T(a_{3:m})| + \dots + \frac{a_{m-1}}{2^{m-2}} |T(a_{m,m})| + \frac{a_m}{2^{m-1}} + \frac{1}{2^{m-1}} + \frac{m-1}{2^m} \\ = a_1 |T(a_{2:m})| + \frac{a_2}{2} |T(a_{3:m})| + \dots + \frac{a_{m-1}}{2^{m-2}} |T(a_{m,m})| + \frac{a_m}{2^{m-1}} + \frac{m+1}{2^m} \\ < |T(a)| \end{aligned}$$

or more compactly

$$\sum_{k=1}^m \frac{a_k}{2^{k-1}} |T(a_{k+1:m})| < |T(a)| - \frac{m+1}{2^m}, \quad m \geq 2, \quad a \in \mathbb{R}_+^m. \tag{10.236}$$

From Corollary 612 the reverse order permutation satisfies $(\mathcal{R}a)_k = a_{m+1-k}$ and so

$$\begin{aligned} \sum_{k=1}^m \frac{(\mathcal{R}a)_k}{2^{k-1}} |T((\mathcal{R}a)_{k+1:m})| &= \sum_{k=1}^m \frac{a_{m+1-k}}{2^{k-1}} |T(a_{1:m-k})| < |T(\mathcal{R}a)| - \frac{m+1}{2^m} \\ &= |T(a)| - \frac{m+1}{2^m}, \end{aligned}$$

i.e.

$$\sum_{k=1}^m \frac{a_{m+1-k}}{2^{k-1}} |T(a_{1:m-k})| = \sum_{j=1}^m \frac{a_j}{2^{m-j}} |T(a_{1:j-1})| < |T(a)| - \frac{m+1}{2^m},$$

and we have

$$\sum_{j=1}^m \frac{a_j}{2^{m-j}} |T(a_{1:j-1})| < |T(a)| - \frac{m+1}{2^m}, \quad m \geq 2, \quad a \in \mathbb{R}_+^m. \quad (10.237)$$

10.7.3 Upper bounds for $|\mu_1(f)|$ and $|\mu(f)|_{\max}$

We will now prove the uniform upper bound 10.255 for $\mu_1(f)$ and the upper bound 10.256 for $|\mu(f)|_{\max}$. To do so we start with equation 10.43:

$$\mu_1(f) = \frac{f(x^{(1)}) + f(x^{(N)}) - \frac{1}{2}\beta^T T^{-1} \Delta_X f}{v \left(\left(\frac{2}{v} - \mathbf{1} \cdot \frac{1}{v} \Delta_1 X + 1 \right) - \frac{1}{4} \beta^T T^{-1} \beta \right)}, \quad (10.238)$$

where $x = \frac{1}{v} \Delta_1 X$. Write

$$\mu_1(f) = \frac{\mathcal{N}(f)}{\mathcal{D}}, \quad (10.239)$$

$$\mathcal{N}(f) = f(x^{(1)}) + f(x^{(N)}) - \frac{1}{2} \beta^T T^{-1} \Delta_X f, \quad (10.240)$$

$$\mathcal{D} = v \left(\left(\frac{2}{v} - \mathbf{1} \cdot x + 1 \right) - \frac{1}{4} \beta^T T^{-1} \beta \right). \quad (10.241)$$

The denominator \mathcal{D} Here we show that $\mathcal{D} > 0$. First note that we have assumed in the introduction that

$$0 < \mathbf{1} \cdot x = x^{(N)} - x^{(1)} \leq 1.$$

Using equation 10.56 to write $\beta^T T^{-1} \beta$ in terms of the sub-determinants $|T_{i;j}|$, 10.241 becomes

$$\begin{aligned} \frac{1}{v} \mathcal{D} |T| &= \left(\frac{2}{v} - \mathbf{1} \cdot \frac{1}{v} \Delta_1 X + 1 \right) |T| - \frac{1}{4} (\beta^T T^{-1} \beta) |T| \\ &= \left(\frac{2}{v} - \mathbf{1} \cdot \frac{1}{v} \Delta_1 X + 1 \right) |T| - \frac{1}{4} \left(|T_{2:N-1}| - \left(\frac{1}{2} \right)^{N-3} + |T_{1:N-2}| \right) \\ &= \left(\frac{2}{v} - \mathbf{1} \cdot x + 1 \right) |T| - \frac{1}{4} |T_{2:N-1}| - \frac{1}{4} |T_{1:N-2}| + \frac{1}{2^{N-1}} \\ &= (1+z) |T| - \frac{1}{4} |T_{2:N-1}| - \frac{1}{4} |T_{1:N-2}| + \frac{1}{2^{N-1}}, \end{aligned} \quad (10.242)$$

where

$$z = \frac{1}{v} + \left(\frac{1}{v} - \mathbf{1} \cdot x \right) = \frac{1}{v} + \frac{1}{v} (1 - \mathbf{1} \cdot vx) = \frac{1}{v} + \frac{1}{v} \left(1 - (x^{(N)} - x^{(1)}) \right) > \frac{1}{v}. \quad (10.243)$$

Thus

$$\begin{aligned} \mathcal{D} |T| &> v \left(\left(1 + \frac{1}{v} \right) |T| - \frac{1}{4} |T_{2:N-1}| - \frac{1}{4} |T_{1:N-2}| + \frac{1}{2^{N-1}} \right) \\ &= (1+v) |T| + v \left(\frac{1}{2^{N-1}} - \frac{1}{4} |T_{2:N-1}| - \frac{1}{4} |T_{1:N-2}| \right). \end{aligned} \quad (10.244)$$

With reference to 10.242, using equations 10.185 and 10.186,

$$\begin{aligned}
 & (1+z)|T| - \frac{1}{4}|T_{2:N-1}| - \frac{1}{4}|T_{1:N-2}| + \frac{1}{2^{N-1}} \\
 &= (1+z)|T(x)| - \frac{1}{4}|T(x_{2:N-1})| - \frac{1}{4}|T(x_{1:N-2})| + \frac{1}{2^{N-1}} \\
 &= \left(\frac{1}{2}(1+z)|T(x)| - \frac{1}{4}|T(x_{2:N-1})|\right) + \left(\frac{1}{2}(1+z)|T(x)| - \frac{1}{4}|T(x_{1:N-2})|\right) + \frac{1}{2^{N-1}} \\
 &= \left(\frac{1}{2}(1+z)(x_1|T(x_{2:N-1})| + |T(0, x_{2:N-1})|) - \frac{1}{4}|T(x_{2:N-1})|\right) + \\
 &\quad + \left(\frac{1}{2}(1+z)(x_{N-1}|T(x_{1:N-2})| + |T(0, x_{1:N-2})|) - \frac{1}{4}|T(x_{1:N-2})|\right) + \frac{1}{2^{N-1}} \\
 &= \frac{1}{2}(1+z)x_1|T(x_{2:N-1})| + \frac{1}{2}(1+z)|T(0, x_{2:N-1})| - \frac{1}{4}|T(x_{2:N-1})| + \\
 &\quad + \frac{1}{2}(1+z)x_{N-1}|T(x_{1:N-2})| + \frac{1}{2}(1+z)|T(x_{1:N-2}, 0)| - \frac{1}{4}|T(x_{1:N-2})| + \frac{1}{2^{N-1}}.
 \end{aligned}$$

Applying the lower bounds 10.202 and 10.203 i.e. $|T(0, y)| \geq \frac{2+p}{1+p} \frac{1}{2} |T(y)|$ and $|T(y, 0)| \geq \frac{2+p}{1+p} \frac{1}{2} |T(y)|$ when $y \in \mathbb{R}_{\oplus}^p$, we get

$$\begin{aligned}
 \frac{1}{v} \mathcal{D}|T| &= (1+z)|T| - \frac{1}{4}|T_{2:N-1}| - \frac{1}{4}|T_{1:N-2}| + \frac{1}{2^{N-1}} \\
 &\geq \frac{1}{2}(1+z)x_1|T_{2:N-1}| + \frac{1}{2}(1+z)\frac{N}{N-1}\frac{1}{2}|T_{2:N-1}| - \frac{1}{4}|T_{2:N-1}| + \\
 &\quad + \frac{1}{2}(1+z)x_{N-1}|T_{1:N-2}| + \frac{1}{2}(1+z)\frac{N}{N-1}\frac{1}{2}|T_{1:N-2}| - \frac{1}{4}|T_{1:N-2}| + \frac{1}{2^{N-1}} \\
 &= \left(\frac{1}{2}(1+z)x_1 + \frac{1}{2}(1+z)\frac{N}{N-1}\frac{1}{2} - \frac{1}{4}\right)|T_{2:N-1}| + \\
 &\quad + \left(\frac{1}{2}(1+z)x_{N-1} + \frac{1}{2}(1+z)\frac{N}{N-1}\frac{1}{2} - \frac{1}{4}\right)|T_{1:N-2}| + \frac{1}{2^{N-1}} \\
 &= \frac{1}{2}\left((1+z)x_1 + (1+z)\left(1 + \frac{1}{N-1}\right) - \frac{1}{2}\right)|T_{2:N-1}| + \\
 &\quad + \frac{1}{2}\left((1+z)x_{N-1} + (1+z)\left(1 + \frac{1}{N-1}\right) - \frac{1}{2}\right)|T_{1:N-2}| + \frac{1}{2^{N-1}} \\
 &> \frac{1}{2}\left(x_1 + 1 - \frac{1}{2}\right)|T_{2:N-1}| + \frac{1}{2}\left(x_{N-1} + 1 - \frac{1}{2}\right)|T_{1:N-2}| \\
 &= \frac{1}{2}\left(x_1 + \frac{1}{2}\right)|T_{2:N-1}| + \frac{1}{2}\left(x_{N-1} + \frac{1}{2}\right)|T_{1:N-2}| \tag{10.245} \\
 &> 0,
 \end{aligned}$$

for all $v > 0$ and $N \geq 3$. We have shown that

$$\mathcal{D} > 0 \text{ when } v > 0 \text{ and } N \geq 3. \tag{10.246}$$

The numerator $\mathcal{N}(f)$ From the minor formulas 10.72,

$$\begin{aligned}
 M_{j,n} &= \left(-\frac{1}{2}\right)^{n-j} |T_{1:j-1}| |T_{n+1:N-1}|, \quad 1 \leq j \leq n \leq N-1, \\
 M_{n,j} &= M_{j,n},
 \end{aligned}$$

where

$$T_{N:j} = T_{0:j} = T_{j:N} = T_{j:0} = 1, \quad 1 \leq j \leq N-1.$$

Hence

$$M_{n,1} = M_{1,n} = \left(-\frac{1}{2}\right)^{n-1} |T_{1:0}| |T_{n+1:N-1}| = \left(-\frac{1}{2}\right)^{n-1} |T_{n+1:N-1}|.$$

and

$$M_{n,N-1} = \left(-\frac{1}{2}\right)^{N-1-n} |T_{1:n-1}| |T_{N:N-1}| = \left(-\frac{1}{2}\right)^{N-1-n} |T_{1:n}|.$$

We use the equation 10.240 for $\mathcal{N}(f)$. Since $x_n = \frac{1}{v} \Delta_1 x^{(n)}$ we have from 10.57,

$$\begin{aligned} & \beta^T T^{-1} \Delta_X f \\ &= \frac{1}{|T|} \sum_{n=1}^{N-1} (-1)^{n-1} \left((-1)^N M_{n,N-1} - M_{n,1} \right) \Delta_1 f \left(x^{(n)} \right) \\ &= \frac{1}{|T|} \sum_{n=1}^{N-1} (-1)^{n-1} \left((-1)^N \left(-\frac{1}{2}\right)^{N-1-n} |T_{1:n-1}| - \left(-\frac{1}{2}\right)^{n-1} |T_{n+1:N-1}| \right) \Delta_1 f \left(x^{(n)} \right) \\ &= \frac{1}{|T|} \sum_{n=1}^{N-1} \left(\frac{1}{2^{N-1-n}} |T_{1:n-1}| - \frac{1}{2^{n-1}} |T_{n+1:N-1}| \right) \Delta_1 f \left(x^{(n)} \right) \\ &= \frac{1}{|T|} \sum_{n=1}^{N-1} \left(\frac{1}{2^{N-1-n}} |T_{1:n-1}| - \frac{1}{2^{n-1}} |T_{n+1:N-1}| \right) \Delta_1 f \left(x^{(n)} \right) \\ &= \frac{1}{|T|} \sum_{n=1}^{N-1} \left(\frac{\Delta_1 x^{(n)}}{2^{N-1-n}} |T_{1:n-1}| - \frac{\Delta_1 x^{(n)}}{2^{n-1}} |T_{n+1:N-1}| \right) \frac{\Delta_1 f \left(x^{(n)} \right)}{\Delta_1 x^{(n)}} \\ &= \frac{v}{|T|} \sum_{n=1}^{N-1} \left(\frac{x_n}{2^{N-1-n}} |T_{1:n-1}| - \frac{x_n}{2^{n-1}} |T_{n+1:N-1}| \right) \frac{\Delta_1 f \left(x^{(n)} \right)}{\Delta_1 x^{(n)}}, \end{aligned}$$

and applying 10.24 of Lemma 592 gives

$$\begin{aligned} |\mathcal{N}(f)| |T| &\leq \left(|f \left(x^{(1)} \right) + f \left(x^{(N)} \right)| + \frac{1}{2} |\beta^T T^{-1} \Delta_X f| \right) |T| \\ &\leq 2 \|f\|_{\infty; \Omega} |T| + \frac{1}{2} |\beta^T T^{-1} \Delta_X f| |T| \\ &\leq 2 \|f\|_{\infty; \Omega} |T| + \frac{v}{2} \sum_{n=1}^{N-1} \left(\frac{x_n}{2^{N-1-n}} |T_{1:n-1}| + \frac{x_n}{2^{n-1}} |T_{n+1:N-1}| \right) \left| \frac{\Delta_1 f \left(x^{(n)} \right)}{\Delta_1 x^{(n)}} \right| \\ &\leq 2 \|f\|_{\infty; \Omega} |T| + \frac{v}{2} \|Df\|_{\infty; \Omega} \sum_{n=1}^{N-1} \left(\frac{x_n}{2^{N-1-n}} |T_{1:n-1}| + \frac{x_n}{2^{n-1}} |T_{n+1:N-1}| \right). \end{aligned} \quad (10.247)$$

From 10.236, 10.237, when $m = N - 1$ and $a = x$,

$$\begin{aligned} \sum_{n=1}^{N-1} \frac{x_n}{2^{n-1}} |T_{n+1:N-1}| &< |T| - \frac{N}{2^{N-1}}, \\ \sum_{n=1}^{N-1} \frac{x_n}{2^{N-1-n}} |T_{1:n-1}| &< |T| - \frac{N}{2^{N-1}}, \end{aligned}$$

so that 10.247 yields

$$\begin{aligned} |\mathcal{N}(f)| |T| &\leq 2 \|f\|_{\infty; \Omega} |T| + \frac{v}{2} \|Df\|_{\infty; \Omega} \left(|T| - \frac{N}{2^{N-1}} + |T| - \frac{N}{2^{N-1}} \right) \\ &= 2 \|f\|_{\infty; \Omega} |T| + v \|Df\|_{\infty; \Omega} \left(|T| - \frac{N}{2^{N-1}} \right), \end{aligned} \quad (10.248)$$

and thus by 10.239,

$$\begin{aligned} |\mu_1(f)| &= \frac{|\mathcal{N}(f)| |T|}{\mathcal{D} |T|} \leq \frac{2 \|f\|_{\infty; \Omega} |T| + v \|Df\|_{\infty; \Omega} \left(|T| - \frac{N}{2^{N-1}} \right)}{\mathcal{D} |T|} \\ &= 2 \|f\|_{\infty; \Omega} \frac{1}{\mathcal{D}} + \|Df\|_{\infty; \Omega} \frac{v \left(|T| - \frac{N}{2^{N-1}} \right)}{\mathcal{D} |T|}. \end{aligned} \quad (10.249)$$

Component of 10.249 involving $\|f\|_{\infty;\Omega}$ Starting with 10.244 we write

$$\begin{aligned} \mathcal{D}|T| &> (1+v)|T| + v \left(\frac{1}{2^{N-1}} - \frac{1}{4}|T_{2:N-1}| - \frac{1}{4}|T_{1:N-2}| \right) \\ &= |T| + v \left(|T| - \frac{1}{4}|T_{2:N-1}| - \frac{1}{4}|T_{1:N-2}| + \frac{1}{2^{N-1}} \right). \end{aligned} \tag{10.250}$$

The next result improves on 10.246 i.e. $\mathcal{D} > 0$, by showing that $\mathcal{D} > 1$.

Theorem 627 $|T(a)| - \frac{1}{4}|T(a_{2:m})| - \frac{1}{4}|T(a_{1:m-1})| > 0$ when $a \in \mathbb{R}_+^m$ and $m \geq 2$.

Proof. From 10.233: $(a_1 + \frac{1}{2})|T(a_{2:m})| + \frac{1}{2^m} < |T(a)|$ for $m \geq 2$. Thus

$$\left(a_1 + \frac{1}{2} \right) |T(a_{2:m})| + \frac{1}{2^m} < |T(a)|, \quad N \geq 3,$$

i.e.

$$|T(a_{2:m})| < \frac{|T(a)| - \frac{1}{2^m}}{a_1 + \frac{1}{2}}. \tag{10.251}$$

From Corollary 612 the order reversal permutation \mathcal{R} satisfies $|T(\mathcal{R}a)| = |T(a)|$ so

$$|T((\mathcal{R}a)_{2:N-1})| < \frac{|T(\mathcal{R}a)| - \frac{1}{2^m}}{a_m + \frac{1}{2}} = \frac{|T(a)| - \frac{1}{2^m}}{a_m + \frac{1}{2}},$$

i.e.

$$|T(a_{1:m-1})| < \frac{|T(a)| - \frac{1}{2^m}}{a_1 + \frac{1}{2}}. \tag{10.252}$$

Hence

$$\begin{aligned} &|T(a)| - \frac{1}{4}|T(a_{2:m})| - \frac{1}{4}|T(a_{1:m-1})| \\ &> |T(a)| - \frac{1}{4} \left(\frac{|T(a)| - \frac{1}{2^m}}{a_1 + \frac{1}{2}} + \frac{|T(a)| - \frac{1}{2^m}}{a_m + \frac{1}{2}} \right) \\ &= |T(a)| - \frac{1}{4} \left(|T(a)| - \frac{1}{2^m} \right) \left(\frac{1}{a_1 + \frac{1}{2}} + \frac{1}{a_m + \frac{1}{2}} \right) \\ &= |T(a)| - \frac{1}{4}|T(a)| \left(\frac{1}{a_1 + \frac{1}{2}} + \frac{1}{a_m + \frac{1}{2}} \right) + \frac{1}{2^{m+2}} \left(\frac{1}{a_1 + \frac{1}{2}} + \frac{1}{a_m + \frac{1}{2}} \right) \\ &= |T(a)| - \frac{1}{4}|T(a)| \left(\frac{1}{a_1 + \frac{1}{2}} + \frac{1}{a_m + \frac{1}{2}} \right) + \frac{1}{2^{m+2}} \left(\frac{1}{a_1 + \frac{1}{2}} + \frac{1}{a_m + \frac{1}{2}} \right) \\ &= |T(a)| - \frac{1}{4}|T(a)| \left(\frac{1}{a_1 + \frac{1}{2}} + \frac{1}{a_m + \frac{1}{2}} \right) + \frac{1}{2^{m+2}} \left(\frac{1}{a_1 + \frac{1}{2}} + \frac{1}{a_m + \frac{1}{2}} \right) \\ &= \left(1 - \frac{1}{4} \left(\frac{1}{a_1 + \frac{1}{2}} + \frac{1}{a_m + \frac{1}{2}} \right) \right) |T(a)| + \frac{1}{2^{m+2}} \left(\frac{1}{a_1 + \frac{1}{2}} + \frac{1}{a_m + \frac{1}{2}} \right) \\ &\geq \left(1 - \frac{1}{4} \left(\frac{1}{\frac{1}{2}} + \frac{1}{\frac{1}{2}} \right) \right) |T(a)| + \frac{1}{2^{m+2}} \left(\frac{1}{a_1 + \frac{1}{2}} + \frac{1}{a_m + \frac{1}{2}} \right) \\ &= \frac{1}{2^{m+2}} \left(\frac{1}{a_1 + \frac{1}{2}} + \frac{1}{a_m + \frac{1}{2}} \right) \\ &> 0. \end{aligned}$$

■

Since $\mathcal{D} > 1$, 10.249 becomes

$$|\mu_1(f)| \leq 2 \|f\|_{\infty;\Omega} + \frac{v(|T| - \frac{N}{2^{N-1}})}{\mathcal{D}|T|} \|Df\|_{\infty;\Omega} \quad (10.253)$$

$$\begin{aligned} &< 2 \|f\|_{\infty;\Omega} + v \frac{|T| - \frac{N}{2^{N-1}}}{|T|} \|Df\|_{\infty;\Omega} \\ &< 2 \|f\|_{\infty;\Omega} + v \|Df\|_{\infty;\Omega}. \end{aligned} \quad (10.254)$$

Component of 10.253 involving $\|Df\|_{\infty;\Omega}$ From 10.245,

$$\frac{v(|T| - \frac{N}{2^{N-1}})}{\mathcal{D}|T|} = \frac{|T| - \frac{N}{2^{N-1}}}{\frac{1}{v}\mathcal{D}|T|} < \frac{|T| - \frac{N}{2^{N-1}}}{(x_1 + \frac{1}{2})|T_{2:N-1}| + (x_{N-1} + \frac{1}{2})|T_{1:N-2}|}.$$

From 10.185 and 10.186,

$$\begin{aligned} |T| - \frac{N}{2^{N-1}} &= x_1 |T(x_{2:N-1})| + |T(0, x_{2:N-1})| - \frac{N}{2^{N-1}}, \\ |T| - \frac{N}{2^{N-1}} &= x_N |T(x_{1:N-2})| + |T(x_{1:N-2}, 0)| - \frac{N}{2^{N-1}}, \end{aligned}$$

so that

$$\begin{aligned} &\frac{v(|T| - \frac{N}{2^{N-1}})}{\mathcal{D}|T|} \\ &< \frac{x_1 |T(x_{2:N-1})| + |T(0, x_{2:N-1})| - \frac{N}{2^{N-1}} + x_N |T(x_{1:N-2})| + |T(x_{1:N-2}, 0)| - \frac{N}{2^{N-1}}}{(x_1 + \frac{1}{2})|T_{2:N-1}| + (x_{N-1} + \frac{1}{2})|T_{1:N-2}|} \\ &= \frac{x_1 |T(x_{2:N-1})| + x_N |T(x_{1:N-2})| + |T(0, x_{2:N-1})| - |T(0_{N-1})| + |T(x_{1:N-2}, 0)| - |T(0_{N-1})|}{(x_1 + \frac{1}{2})|T_{2:N-1}| + (x_{N-1} + \frac{1}{2})|T_{1:N-2}|} \\ &= \frac{x_1 |T(x_{2:N-1})| + x_N |T(x_{1:N-2})|}{(x_1 + \frac{1}{2})|T_{2:N-1}| + (x_{N-1} + \frac{1}{2})|T_{1:N-2}|} + \\ &\quad + \frac{|T(0, x_{2:N-1})| - |T(0_{N-1})| + |T(x_{1:N-2}, 0)| - |T(0_{N-1})|}{(x_1 + \frac{1}{2})|T_{2:N-1}| + (x_{N-1} + \frac{1}{2})|T_{1:N-2}|} \\ &< 1 + \frac{|T(0, x_{2:N-1})| - |T(0_{N-1})| + |T(x_{1:N-2}, 0)| - |T(0_{N-1})|}{(x_1 + \frac{1}{2})|T_{2:N-1}| + (x_{N-1} + \frac{1}{2})|T_{1:N-2}|}. \end{aligned}$$

But from 10.228, $0 < |T(0_1, u)| - |T(0_{m+1})| \leq |T(u)| - |T(0_m)| < |T(u)|$ when $u \in \mathbb{R}_{\oplus}^m$ and $m \geq 1$, so that

$$\begin{aligned} \frac{v(|T| - \frac{N}{2^{N-1}})}{\mathcal{D}|T|} &< 1 + \frac{|T(0, x_{2:N-1})| - |T(0_{N-1})| + |T(x_{1:N-2}, 0)| - |T(0_{N-1})|}{(x_1 + \frac{1}{2})|T_{2:N-1}| + (x_{N-1} + \frac{1}{2})|T_{1:N-2}|} \\ &< 1 + \frac{|T_{2:N-1}| + |T_{1:N-2}|}{(x_1 + \frac{1}{2})|T_{2:N-1}| + (x_{N-1} + \frac{1}{2})|T_{1:N-2}|} \\ &< 1 + \frac{|T_{2:N-1}| + |T_{1:N-2}|}{\frac{1}{2}|T_{2:N-1}| + \frac{1}{2}|T_{1:N-2}|} \\ &= 3, \end{aligned}$$

and the estimate 10.253 becomes

$$|\mu_1(f)| \leq 2 \|f\|_{\infty;\Omega} + 3 \|Df\|_{\infty;\Omega}, \quad N \geq 3, \rho > 0. \quad (10.255)$$

Combining this bound with that of 10.254 we get

$$|\mu_1(f)| \leq 2 \|f\|_{\infty;\Omega} + \min\{3, \rho N\} \|Df\|_{\infty;\Omega}, \quad N \geq 3, \rho > 0,$$

so that from 10.218,

$$\begin{aligned} |\mu(f)|_{\max} &\leq 2 \|Df\|_{\infty;\Omega} + |\mu_1(f)| \\ &\leq 2 \|f\|_{\infty;\Omega} + \min\{5, 2 + \rho N\} \|Df\|_{\infty;\Omega}, \quad N \geq 4, \rho > 0. \end{aligned} \tag{10.256}$$

10.7.4 Upper bounds for the Exact smoother derivative

This result is the smoother equivalent of the interpolation derivative estimate given in Theorem 594:

Theorem 628 Hat basis function smoother *Suppose the data region satisfies $\text{diam } \Omega \leq 1$ and the data function f lies in the space $\{f \in C_B^{(0)}(\Omega) : Df \in L^\infty(\Omega)\}$. Then the basis function Exact smoother s corresponding to the hat basis function Λ satisfies*

$$\|Ds\|_{\infty;\Omega} \leq 2 \|f\|_{\infty;\Omega} + \min\{5, 2 + \rho N\} \|Df\|_{\infty;\Omega}, \quad N \geq 4, \rho > 0.$$

Proof. From 10.7 $\|Ds\|_{\infty;\Omega} = |\mu(f)|_{\max}$ so 10.256 gives the result. ■

In the interpolation case $\rho \rightarrow 0^+$ yielding $|\mu(f)|_{\max} \leq 2 \|f\|_{\infty;\Omega} + 2 \|Df\|_{\infty;\Omega}$ which is a weaker estimate than that of 10.25 of Theorem 594.

The next result is the smoother equivalent of the interpolation estimate derived in Corollary 595:

Corollary 629 Scaled hat basis function smoother *Suppose the data region satisfies $\text{diam } \Omega \leq \lambda$ and the data function f lies in the space $\{f \in C_B^{(0)}(\Omega) : Df \in L^\infty(\Omega)\}$.*

Then the basis function smoother s corresponding to the scaled hat basis function $\Lambda(\cdot/\lambda)$ satisfies

$$\|Ds\|_{\infty;\Omega} \leq \frac{2}{\lambda} \|f\|_{\infty;\Omega} + \min\{5, 2 + \rho N\} \|Df\|_{\infty;\Omega} \quad N \geq 4, \rho > 0.$$

Proof. From 10.4 and 10.5 of the introduction to this chapter it follows that $s_{1/\lambda}(x) = s(\lambda x)$ is the hat basis function smoother associated with data function $f_{1/\lambda}(x) = f(\lambda x)$ and data $X_\lambda \subset \Omega_\lambda$ satisfying $\text{diam } X_\lambda \leq 1$. By Theorem 628,

$$\begin{aligned} \|Ds_{1/\lambda}\|_{\infty;\Omega_\lambda} &\leq 2 \|f_{1/\lambda}\|_{\infty;\Omega_\lambda} + \min\{5, 2 + \rho N\} \|Df_{1/\lambda}\|_{\infty;\Omega_\lambda} \\ &= 2 \|f\|_{\infty;\Omega} + \min\{5, 2 + \rho N\} \|Df_{1/\lambda}\|_{\infty;\Omega_\lambda} \\ &= 2 \|f\|_{\infty;\Omega} + \lambda \min\{5, 2 + \rho N\} \|(Df)_{1/\lambda}\|_{\infty;\Omega_\lambda} \\ &= 2 \|f\|_{\infty;\Omega} + \lambda \min\{5, 2 + \rho N\} \|Df\|_{\infty;\Omega}, \end{aligned}$$

and since

$$\|Ds_{1/\lambda}\|_{\infty;\Omega_\lambda} = \lambda \|(Ds)_{1/\lambda}\|_{\infty;\Omega_\lambda} = \lambda \|Ds\|_{\infty;\Omega},$$

it follows that

$$\|Ds\|_{\infty;\Omega} \leq \frac{2}{\lambda} \|f\|_{\infty;\Omega} + \min\{5, 2 + \rho N\} \|Df\|_{\infty;\Omega}.$$

■

10.8 Some unused results

These results are interesting but have not been used in this document.

10.8.1 A Taylor series formula for $|T(\cdot)|$

We start by observing that 10.81 implies that

$$c_\beta^{(m)} = D^\beta |T(a_{1:m})|(0_m), \quad 0 \leq \beta \leq 1_m. \quad (10.257)$$

Our approach will be to derive an explicit formula for the derivatives of the determinate $|T(a)|$.

Example 630 When $a \in \mathbb{R}^6$, differentiating gives

$$|T(a)| = \begin{vmatrix} 1+a_1 & -\frac{1}{2} & 0 & 0 & 0 & 0 \\ -\frac{1}{2} & 1+a_2 & -\frac{1}{2} & 0 & 0 & 0 \\ 0 & -\frac{1}{2} & 1+a_3 & -\frac{1}{2} & 0 & 0 \\ 0 & 0 & -\frac{1}{2} & 1+a_4 & -\frac{1}{2} & 0 \\ 0 & 0 & 0 & -\frac{1}{2} & 1+a_5 & -\frac{1}{2} \\ 0 & 0 & 0 & 0 & -\frac{1}{2} & 1+a_6 \end{vmatrix}.$$

Thus

$$D_1 |T(a)| = \begin{vmatrix} 1 & -\frac{1}{2} & 0 & 0 & 0 & 0 \\ 0 & 1+a_2 & -\frac{1}{2} & 0 & 0 & 0 \\ 0 & -\frac{1}{2} & 1+a_3 & -\frac{1}{2} & 0 & 0 \\ 0 & 0 & -\frac{1}{2} & 1+a_4 & -\frac{1}{2} & 0 \\ 0 & 0 & 0 & -\frac{1}{2} & 1+a_5 & -\frac{1}{2} \\ 0 & 0 & 0 & 0 & -\frac{1}{2} & 1+a_6 \end{vmatrix} = |T(a_{2:6})|,$$

$$D_6 |T(a)| = \begin{vmatrix} 1+a_1 & -\frac{1}{2} & 0 & 0 & 0 & 0 \\ -\frac{1}{2} & 1+a_2 & -\frac{1}{2} & 0 & 0 & 0 \\ 0 & -\frac{1}{2} & 1+a_3 & -\frac{1}{2} & 0 & 0 \\ 0 & 0 & -\frac{1}{2} & 1+a_4 & -\frac{1}{2} & 0 \\ 0 & 0 & 0 & -\frac{1}{2} & 1+a_5 & 0 \\ 0 & 0 & 0 & 0 & 0 & 1 \end{vmatrix} = |T(a_{1:5})|,$$

$$D_4 |T(a)| = \begin{vmatrix} 1+a_1 & -\frac{1}{2} & 0 & 0 & 0 & 0 \\ -\frac{1}{2} & 1+a_2 & -\frac{1}{2} & 0 & 0 & 0 \\ 0 & -\frac{1}{2} & 1+a_3 & 0 & 0 & 0 \\ 0 & 0 & 0 & 1 & -\frac{1}{2} & 0 \\ 0 & 0 & 0 & 0 & 1+a_5 & -\frac{1}{2} \\ 0 & 0 & 0 & 0 & -\frac{1}{2} & 1+a_6 \end{vmatrix} = |T(a_{1:3})| |T(a_{5:6})|.$$

In general, if $m \geq 3$,

$$D_k |T(a_{1:m})| = \begin{cases} |T(a_{2:m})|, & k = 1, \\ |T(a_{1:k-1})| |T(a_{k+1:m})|, & k = 2, 3, \dots, m-1, \\ |T(a_{1:m-1})|, & k = m, \end{cases}$$

so that

$$\begin{aligned} D_k |T(\cdot)|(0) &= \begin{cases} |T(0_{m-1})|, & k = 1, \\ |T(0_{k-1})| |T(0_{m-k})|, & k = 2, 3, \dots, m-1, \\ |T(0_{m-1})|, & k = m, \end{cases} \\ &= \begin{cases} |T(0_{m-1})|, & k = 1, m, \\ |T(0_{k-1})| |T(0_{m-k})|, & k = 2, 3, \dots, m-1. \end{cases} \end{aligned}$$

In general, if $2 \leq k_1 < k_2 < \dots < k_n \leq m-1$, then

$$D_{k_1} D_{k_2} \dots D_{k_n} |T(a)| = \begin{cases} |T(a_{1:k_1-1})| |T(a_{k_n+1:m})|, & n = 1, \\ |T(a_{1:k_1-1})| \left(\prod_{i=1}^{n-1} |T(a_{k_i+1:k_{i+1}-1})| \right) |T(a_{k_n+1:m})|, & 2 \leq n \leq m, \end{cases} \quad (10.258)$$

so that

$$D_{k_1} D_{k_2} \dots D_{k_n} |T(\cdot)| (0_m) = \begin{cases} |T(0_{k_1-1})| |T(0_{m-k_n})|, & n = 1, \\ |T(0_{k_1-1})| \left(\prod_{i=1}^{n-1} |T(0_{k_{i+1}-k_i})| \right) |T(0_{m-k_n})|, & 2 \leq n \leq m. \end{cases}$$

But from 10.122, $T(0_j) = \frac{j+1}{2^j}$, $j \geq 1$, so that if $n \geq 2$,

$$\begin{aligned} D_{k_1} D_{k_2} \dots D_{k_n} |T(\cdot)| (0_m) &= |T(0_{k_1-1})| \left(\prod_{i=1}^{n-1} |T(0_{k_{i+1}-k_i})| \right) |T(0_{m-k_n})| \\ &= \frac{1}{2^{k_1-1}} k_1 \left(\prod_{i=1}^{n-1} \frac{k_{i+1} - k_i + 1}{2^{k_{i+1}-k_i}} \right) \frac{m - k_n + 1}{2^{m-k_n}} \\ &= \frac{1}{2^{m-1}} k_1 \left(\prod_{i=1}^{n-1} (k_{i+1} - k_i + 1) \right) (m - k_n + 1), \end{aligned} \tag{10.259}$$

and if $n = 1$,

$$D_{k_1} D_{k_2} \dots D_{k_n} |T(\cdot)| (0_m) = \frac{1}{2^{m-1}} k_1 (m - k_n + 1),$$

so we have shown that

$$D_{k_1} D_{k_2} \dots D_{k_n} |T(\cdot)| (0_m) = \begin{cases} \frac{1}{2^{m-1}} k_1 (m - k_1 + 1), & n = 1, \\ \frac{1}{2^{m-1}} k_1 \left(\prod_{i=1}^{n-1} (k_{i+1} - k_i + 1) \right) (m - k_n + 1), & 2 \leq n \leq m. \end{cases} \tag{10.260}$$

We can now use 10.257 and 10.260 to get an explicit formula for the $c_\beta^{(m)}$.

10.8.2 Another lower bound for $|T(\cdot)|$

Lower bounds for $|T(a_{1:m})|$ were obtained in 10.236 and 10.237 but these were in terms of the form $|T(a_{k+1:m})|$ and $|T(a_{1:j-1})|$. Here we obtain the polynomial estimates 10.265.

Suppose $a \in \mathbb{R}_+^m$. From 10.139,

$$c_\gamma^{(m)} \geq \frac{1 + m - |\gamma|}{2^{m-|\gamma|}} \geq \frac{1 + m}{2^m} = c_{\mathbf{0}}^{(m)},$$

and consequently

$$\begin{aligned} \sum_{\substack{\gamma \leq \mathbf{1} \\ |\gamma|=k}} c_\gamma^{(m)} a^\gamma &\geq \sum_{\substack{\gamma \leq \mathbf{1} \\ |\gamma|=k}} \frac{1 + m - |\gamma|}{2^{m-|\gamma|}} a^\gamma = \sum_{\substack{\gamma \leq \mathbf{1} \\ |\gamma|=k}} \frac{1 + m - k}{2^{m-k}} a^\gamma = \frac{1 + m - k}{2^{m-k}} \sum_{\substack{\gamma \leq \mathbf{1} \\ |\gamma|=k}} a^\gamma \\ &= \frac{1 + m - k}{2^{m-k}} \sigma_k(a), \end{aligned} \tag{10.261}$$

so that

$$\begin{aligned} |T(a)| &= \sum_{k=0}^m \sum_{\substack{\gamma \leq \mathbf{1} \\ |\gamma|=k}} c_\gamma^{(m)} a^\gamma \geq \sum_{k=0}^m \frac{1 + m - k}{2^{m-k}} \sigma_k(a) \\ &= \sum_{k=0}^m \frac{1}{2^{m-k}} \sigma_k(a) + \sum_{k=0}^{m-1} \frac{m - k}{2^{m-k}} \sigma_k(a). \end{aligned} \tag{10.262}$$

But if $s \in \mathbb{R}^1$,

$$\begin{aligned} \sigma_m(s\mathbf{1} + a) &= (s\mathbf{1} + a)^{\mathbf{1}} = \sum_{\delta \leq \mathbf{1}} \binom{\mathbf{1}}{\delta} (s\mathbf{1})^{1-\delta} a^\delta = \sum_{\delta \leq \mathbf{1}} s^{m-|\delta|} a^\delta = \\ &= \sum_{k=0}^m \sum_{\substack{\delta \leq \mathbf{1} \\ |\delta|=k}} s^{m-k} a^\delta = \sum_{k=0}^m s^{m-k} \sum_{\substack{\delta \leq \mathbf{1} \\ |\delta|=k}} a^\delta = \sum_{k=0}^m s^{m-k} \sigma_k(a), \end{aligned} \tag{10.263}$$

and

$$D_s (s\mathbf{1} + a)^{\mathbf{1}} = \sum_{k=0}^{m-1} (m - k) s^{m-k-1} \sigma_k (a) = \frac{1}{s} \sum_{k=0}^{m-1} (m - k) s^{m-k} \sigma_k (a), \tag{10.264}$$

so that 10.262 becomes

$$|T (a)| \geq \left(\frac{1}{2v} \mathbf{1} + a \right)^{\mathbf{1}} + \frac{1}{2} \left(D_s (s\mathbf{1} + a)^{\mathbf{1}} \right) \left(s = \frac{1}{2} \right).$$

However

$$\begin{aligned} D_s (s\mathbf{1} + a)^{\mathbf{1}} &= D_s \{ (s + a_1) (s + a_2) \dots (s + a_m) \} \\ &= \sigma_{m-1} (s\mathbf{1} + a) \\ &= (s\mathbf{1} + a)^{\mathbf{1}} \left(\frac{1}{s + a_1} + \dots + \frac{1}{s + a_m} \right), \end{aligned}$$

so

$$\begin{aligned} |T (a)| &\geq \left(\frac{1}{2} + a \right)^{\mathbf{1}} + \frac{1}{2} \sigma_{m-1} \left(\frac{1}{2v} + a \right) \\ &= \left(\frac{1}{2} + a \right)^{\mathbf{1}} + \frac{1}{2} \left(\frac{1}{2} \mathbf{1} + a \right)^{\mathbf{1}m} \left(\frac{1}{\frac{1}{2} + a_1} + \dots + \frac{1}{\frac{1}{2} + a_m} \right) \\ &= \left(\frac{1}{2} + a \right)^{\mathbf{1}} \left(1 + \frac{1}{2} \left(\frac{1}{\frac{1}{2} + a_1} + \dots + \frac{1}{\frac{1}{2} + a_m} \right) \right), \end{aligned}$$

and we have thus proved the polynomial lower bound

$$|T (a)| \geq \left(\frac{1}{2} + a \right)^{\mathbf{1}} \left(1 + \frac{1}{2} \left(\frac{1}{\frac{1}{2} + a_1} + \dots + \frac{1}{\frac{1}{2} + a_m} \right) \right). \tag{10.265}$$

When $a = 0$ this inequality is exact since the right side becomes $\frac{m+1}{2^m} = c_{\mathbf{0}}^{(m)} = T (0)$.

10.8.3 Two upper bounds for $|T (a; v)|$

In this section we prove the polynomial upper bounds 10.268 and 10.267 for $|T (a)| = |T (a; 1)|$.

Compare the following lemma with 10.76.

Lemma 631 *If $s \neq 0$ then*

$$T (s\mathbf{1}_m) = \frac{\beta^{m+1} - \alpha^{m+1}}{\beta - \alpha}, \tag{10.266}$$

where $\alpha = \frac{1+s-\sqrt{2s+s^2}}{2}$ and $\beta = \frac{1+s+\sqrt{2s+s^2}}{2}$.

Proof. From 10.73 and 10.74 we have the general recurrence relation for $|T (a_{1:m})|$:

$$\begin{aligned} |T (a_{1:m})| &= (1 + a_m) |T (a_{1:m-1})| - \frac{1}{4} |T (a_{1:m-2})|, & m \geq 3, \\ |T (a_{1:2})| &= (1 + a_1) (1 + a_2) - \frac{1}{4}, & m = 2, \\ |T (a_1)| &= 1 + a_1, & m = 1, \end{aligned}$$

and in particular when $a = s\mathbf{1}$ we have the simple linear difference equation for $|T (s\mathbf{1}_m)|$:

$$\begin{aligned} |T (s\mathbf{1}_m)| &= (1 + s) |T (s\mathbf{1}_{m-1})| - \frac{1}{4} |T (s\mathbf{1}_{m-2})|, & m \geq 3, \\ |T (s\mathbf{1}_2)| &= (1 + s)^2 - \frac{1}{4}, & m = 2, \\ |T (s\mathbf{1})| &= 1 + s, & m = 1. \end{aligned}$$

The auxiliary equation is $x^2 - (1 + s)x + \frac{1}{4} = 0$ which has the two roots $\alpha = \frac{1+s-\sqrt{(1+s)^2-1}}{2} = \frac{1+s-\sqrt{2s+s^2}}{2}$ and $\beta = \frac{1+s+\sqrt{2s+s^2}}{2}$ which satisfy $\alpha\beta = \frac{1}{4}$, $\alpha + \beta = 1 + s$ and $\beta - \alpha = \sqrt{2s + s^2}$.

Since the solution now has the form $A\alpha^m + B\beta^m$ for $m \geq 1$ the initial conditions imply $A\alpha + B\beta = 1 + s$ and $A\alpha^2 + B\beta^2 = (1 + s)^2 - \frac{1}{4}$ i.e.

$$\begin{pmatrix} \alpha & \beta \\ \alpha^2 & \beta^2 \end{pmatrix} \begin{pmatrix} A \\ B \end{pmatrix} = \begin{pmatrix} 1 + s \\ (1 + s)^2 - \frac{1}{4} \end{pmatrix} = \begin{pmatrix} \alpha + \beta \\ (\alpha + \beta)^2 - \frac{1}{4} \end{pmatrix} = \begin{pmatrix} \alpha + \beta \\ \alpha^2 + \beta^2 + \frac{1}{4} \end{pmatrix},$$

so that

$$\begin{aligned} \begin{pmatrix} A \\ B \end{pmatrix} &= \begin{pmatrix} \alpha & \beta \\ \alpha^2 & \beta^2 \end{pmatrix}^{-1} \begin{pmatrix} \alpha + \beta \\ \alpha^2 + \beta^2 + \frac{1}{4} \end{pmatrix} \\ &= \frac{1}{\alpha\beta(\beta - \alpha)} \begin{pmatrix} \beta^2 & -\beta \\ -\alpha^2 & \alpha \end{pmatrix} \begin{pmatrix} \alpha + \beta \\ \alpha^2 + \beta^2 + \frac{1}{4} \end{pmatrix} \\ &= \frac{4}{\beta - \alpha} \begin{pmatrix} \beta^2 & -\beta \\ -\alpha^2 & \alpha \end{pmatrix} \begin{pmatrix} \alpha + \beta \\ \alpha^2 + \beta^2 + \frac{1}{4} \end{pmatrix} \\ &= \frac{4}{\beta - \alpha} \begin{pmatrix} \alpha\beta^2 + \beta^3 - \alpha^2\beta - \beta^3 - \frac{1}{4}\beta \\ -\alpha^3 - \alpha^2\beta + \alpha^3 + \alpha\beta^2 + \frac{1}{4}\alpha \end{pmatrix} \\ &= \frac{4}{\beta - \alpha} \begin{pmatrix} \alpha\beta^2 - \alpha^2\beta - \frac{1}{4}\beta \\ -\alpha^2\beta + \alpha\beta^2 + \frac{1}{4}\alpha \end{pmatrix} \\ &= \frac{4}{\beta - \alpha} \begin{pmatrix} \frac{1}{4}\beta - \frac{1}{4}\alpha - \frac{1}{4}\beta \\ -\frac{1}{4}\alpha + \frac{1}{4}\beta + \frac{1}{4}\alpha \end{pmatrix} \\ &= \frac{4}{\beta - \alpha} \begin{pmatrix} -\frac{1}{4}\alpha \\ \frac{1}{4}\beta \end{pmatrix} \\ &= \frac{1}{\beta - \alpha} \begin{pmatrix} -\alpha \\ \beta \end{pmatrix}, \end{aligned}$$

and hence

$$|T(s1_m)| = A\alpha^m + B\beta^m = \frac{\beta^{m+1} - \alpha^{m+1}}{\beta - \alpha}.$$

■
Estimate 1 The homogeneity result 10.39 i.e. $|T(ta; tv)| = t^m |T(a; 1)|$, implies

$$|T(a; v)| = \left| T\left(\frac{a}{|(a, v)|}; \frac{v}{|(a, v)|}\right) \right| |(a, v)|^m, \quad a \in \mathbb{R}^m, \quad v \in \mathbb{R}^1,$$

and so if $(x, s) \geq 0_{m+1}$,

$$\begin{aligned} |T(a; v)| &\leq \left(\max_{|x|^2 + s^2 = 1} |T(x; s)| \right) |(a, v)|^m \\ &= \max_{|x| \leq 1, x \geq \mathbf{0}} \left| T\left(x; (1 - |x|^2)^{1/2}\right) \right| |(a, v)|^m \\ &= \max_{|x| \leq 1, x \geq \mathbf{0}} \left| T\left(x; (1 - |x|^2)^{1/2}\right) \right| \left(|a|^2 + v^2 \right)^{\frac{m}{2}}. \end{aligned}$$

But

$$\begin{aligned}
 \left| T \left(x; (1 - |x|^2)^{1/2} \right) \right| &= \sum_{k=0}^m (1 - |x|^2)^{k/2} \sum_{\gamma \leq \mathbf{1}, |\gamma|=k} c_{\gamma}^{(m)} x^{\gamma} \\
 &= \sum_{k=0}^m (1 - |x|^2)^{k/2} \sum_{\gamma \leq \mathbf{1}, |\gamma|=k} c_{\gamma}^{(m)} |x|^{\gamma} \\
 &\leq \sum_{k=0}^m (1 - |x|^2)^{k/2} \sum_{\gamma \leq \mathbf{1}, |\gamma|=k} c_{\gamma}^{(m)} |x|^{\gamma} \\
 &= \sum_{k=0}^m (1 - |x|^2)^{k/2} \sum_{\gamma \leq \mathbf{1}, |\gamma|=k} c_{\gamma}^{(m)} |x|^k \\
 &= \sum_{k=0}^m (1 - |x|^2)^{k/2} |x|^k \sum_{\gamma \leq \mathbf{1}, |\gamma|=k} c_{\gamma}^{(m)}.
 \end{aligned}$$

But when $|x| \leq 1$ and $x \geq 0$:

$$(1 - |x|^2)^{k/2} |x|^k = \left((1 - |x|^2) |x|^2 \right)^{k/2} \leq \left(\frac{1}{4} \right)^{k/2} = \frac{1}{2^k},$$

so that

$$\left| T \left(x; (1 - |x|^2)^{1/2} \right) \right| \leq \sum_{k=0}^m \frac{1}{2^k} \sum_{\substack{\gamma \leq \mathbf{1} \\ |\gamma|=k}} c_{\gamma}^{(m)} = \sum_{k=0}^m \sum_{\substack{\gamma \leq \mathbf{1} \\ |\gamma|=k}} c_{\gamma}^{(m)} \left(\frac{1}{2} \mathbf{1}_m \right)^{\gamma} = T \left(\frac{1}{2} \mathbf{1}_m \right).$$

Now we can conclude that

$$|T(a; v)| \leq \max_{\substack{|x| \leq 1 \\ x \geq 0}} \left| T \left(x; (1 - |x|^2)^{1/2} \right) \right| \left(|a|^2 + v^2 \right)^{m/2} \leq \left| T \left(\frac{1}{2} \mathbf{1}_m \right) \right| \left(|a|^2 + v^2 \right)^{m/2}, \quad a \in \mathbb{R}_{\oplus}^m,$$

where $\left| T \left(\frac{1}{2} \mathbf{1}_m \right) \right|$ is given by Lemma 631. Hence

$$|T(a)| \leq \left| T \left(\frac{1}{2} \mathbf{1}_m \right) \right| \left(|a|^2 + 1 \right)^{m/2}, \quad a \in \mathbb{R}_{\oplus}^m, \quad (10.267)$$

Estimate 2 If $a \in \mathbb{R}_{\oplus}^m$ then

$$\begin{aligned}
 |T(a)| &= \sum_{k=0}^m \sum_{\gamma \leq \mathbf{1}, |\gamma|=k} c_{\gamma}^{(m)} a^{\gamma} = \sum_{k=0}^m \sum_{\gamma \leq \mathbf{1}, |\gamma|=k} c_{\gamma}^{(m)} |a|^{\gamma} = \sum_{k=0}^m \sum_{\gamma \leq \mathbf{1}, |\gamma|=k} c_{\gamma}^{(m)} |a|^{|\gamma|} \\
 &= \sum_{k=0}^m \sum_{\gamma \leq \mathbf{1}, |\gamma|=k} c_{\gamma}^{(m)} |a|^k \\
 &\leq \left(\sum_{k=0}^m \sum_{\gamma \leq \mathbf{1}, |\gamma|=k} c_{\gamma}^{(m)} \right) \max_{k=0}^m |a|^k \\
 &= \left(\sum_{k=0}^m \sum_{\gamma \leq \mathbf{1}, |\gamma|=k} c_{\gamma}^{(m)} \mathbf{1}_{\gamma} \right) \max_{k=0}^m |a|^k \\
 &= |T(\mathbf{1}_m)| \max_{k=0}^m |a|^k \\
 &= |T(\mathbf{1}_m)| (\max \{1, |a|\})^m, \quad (10.268)
 \end{aligned}$$

where $|T(\mathbf{1}_m)|$ is given by Lemma 631.

11

Multivariate bounds for the hat function interpolant/exact smoother ?? incomplete ??

From ?? we only need to show that each $D_j s$ has an appropriate bound.

?? The analogue of the approach of Section 10.2 is to take the derivative $D^1 = D_1 D_2 \dots D_d$ of the smoother. This again yields N linear equations in the (α_i) with coefficients that are ± 1 . We will start by using the unscaled tensor product hat basis function smoother 10.2 i.e.

$$s(x) = \sum_{k=1}^N \alpha_k \Lambda(x - x^{(k)}), \quad x \in \mathbb{R}^d, \quad X = \{x^{(1)}, x^{(2)}, \dots, x^{(N)}\},$$

and assume that Λ has large support w.r.t. the data region i.e. when $x \in R(x^{(0)}, x^{(N)}) \supseteq \Omega$,

$$\Lambda(x) = \prod_{i=1}^d \Lambda(x_i) = \prod_{i=1}^d (1 - |x_i|).$$

This means that the smoother is a continuous, piecewise linear function with a finite number of derivative values. Indeed

$$D^1 \Lambda(x) = \text{sgn } x \in \pm 1, \quad x \neq \mathbf{0},$$

and thus

$$D^1 s(x) = \sum_{k=1}^N \alpha_k \text{sgn}(x - x^{(k)}), \quad x \notin X, \quad (11.1)$$

Assume that

$$j \neq k \Rightarrow x_i^{(j)} \neq x_i^{(k)} \quad \forall i, \quad (11.2)$$

and also that

$$x_1^{(j)} \neq x_1^{(j+1)}.$$

If R is an open rectangle which contains Ω let $x^{(0)}$ be the left-most point of R and $x^{(N+1)}$ be the right-most point of R .

Set

$$X^+ = X \cup \{x^{(0)}, x^{(N+1)}\}.$$

For each dimension k there exists a permutation σ_k of $1 : d$ which places the components $x_k^{(j)}$ in increasing order i.e.

$$\begin{aligned} \sigma_1 &= 1, \\ z_k^{(j)} &:= x_k^{(\sigma_k(j))}, \quad z_k^{(j)} < z_k^{(j+1)}, \\ z_k^{(0)} &:= x_k^{(0)}, \quad z_k^{(N+1)} := x_k^{(N+1)}. \end{aligned}$$

FIGURE 11.1. Two-dimensional example with five data points.

Clearly

$$x^{(k)} = \left(z_1^{(k)}, \dots, z_d^{(k)} \right).$$

The projections of X^+ onto each axis are denoted by

$$\mathcal{P}_k X^+ := \left\{ z_k^{(j)} \right\}_{j=0}^{N+1},$$

which in turn allows us to define the grid points $\{z^{(\alpha)}\} = \bigotimes_{k=1}^d \mathcal{P}_k X^+$;

$$z^{(\alpha)} := (z_1^{\alpha_1}, \dots, z_d^{\alpha_d}), \quad \mathbf{0} \leq \alpha \leq N + \mathbf{1}.$$

The corresponding set of open rectangles is denoted

$$R_\alpha := \left\{ x : z^{(\alpha)} \cdot < x \cdot < z^{(\alpha+1)} \right\}.$$

Thus, from 11.1 $D^1 s$ is constant on each R_α .

We also have

$$\int_{R[a,b]} D^1 s = s(b) - s(a).$$

If $0 < \varepsilon < \min_\alpha |R_\alpha|$ and $u \in \pm \mathbf{1}$ then

$$\begin{aligned} D^1 s \left(x^{(j)} + \varepsilon u \right) &= \sum_{\substack{k=1 \\ k \neq j}}^N \alpha_k \operatorname{sgn} \left(x^{(j)} - x^{(k)} \right) + \alpha_j \operatorname{sgn} (\varepsilon u) \\ &= \sum_{\substack{k=1 \\ k \neq j}}^N \alpha_k \operatorname{sgn} \left(x^{(j)} - x^{(k)} \right) + \alpha_j \operatorname{sgn} u, \end{aligned}$$

and so the jumps at $x^{(j)}$ are

$$D^1 s \left(x^{(j)} + \varepsilon u \right) - D^1 s \left(x^{(j)} + \varepsilon v \right) = \alpha_j (\operatorname{sgn} u - \operatorname{sgn} v), \quad u, v \in \pm \mathbf{1}.$$

Thus

$$D^1 s \left(x^{(j)} + \varepsilon \right) = \sum_{\substack{k=1 \\ k \neq j}}^N \alpha_k \operatorname{sgn} \left(x^{(j)} - x^{(k)} \right) + \alpha_j =: \Upsilon_{X,X} \alpha.$$

12

Explicit extension operators based on Wloka but using the rectangle condition

12.1 Introduction

I needed these explicit extension operators to characterize of the restriction spaces $X_w^0(\Omega)$ for several classes of weight function, especially the tensor products in Subsection 2.9, but Ω has ??? very awkward constraints. Subsequently I discovered the very general theoretical extension operator r_Ω^* (Theorem 141) and so the explicit extension became unnecessary.

In this chapter, motivated by the work of Wloka [63] and the Russian mathematicians described in the Background section, we will derive **four extension operators**. Technically:

1. We will assume that the bounded domain Ω satisfies the very restrictive rectangle condition instead of the cone condition - a sphere does not satisfy the rectangle condition.
2. I will modify the Calderon-Zygmund extension result used in Theorem 5.4, Section 5.2 of Wloka [63] by replacing the cone condition by the rectangle condition but I will still use the integral representation and the Fourier transform.
3. We adapt the (convolution) integral representation technique. This is in the form of the integral operators $J_\delta[v](z) = \int_{\mathcal{O}_1} \lambda^\delta e^{-\lambda \mathbf{1}} v\left(\frac{z}{\lambda}\right) d\lambda$ where v is weakened to be an L^1 function.
4. Develop an extension operator which extends a function from a single orthant $\mathcal{O}_\theta \subset \mathbb{R}^d$ to the entire space.
5. Still uses a C^∞ partition of unity to define an extension on a domain Ω .
6. The basic norms are the L^2 and L^∞ norms.

The four extension operators are:

1. In Section 12.4 I construct continuous extension $\mathcal{E}_\alpha^{\mathbf{1}} : C_0^{(\alpha)}(\overline{\mathcal{O}_1}) \rightarrow C_B^{(\alpha)}(\mathbb{R}^d)$ for each $\alpha \geq \mathbf{1}$. This is then generalized to a continuous extension $\mathcal{E}_\alpha^\theta : C_0^{(\alpha)}(\overline{\mathcal{O}_\theta}) \rightarrow C_B^{(\alpha)}(\mathbb{R}^d)$. The results of this section are not used elsewhere and are not used to construct any of the other extensions in this Chapter.
2. In Section 12.5 a partition of unity and the integral representation of Lemma 645 to construct continuous convolution extension operators $E_\Omega^{n\mathbf{1}} : W^{n\mathbf{1}}(\Omega) \rightarrow W^{n\mathbf{1}}(\mathbb{R}^d)$ for $n \geq 1$. This is done in Theorem 657 and continuity is demonstrated using a Fourier transform argument. Here $J_{(n-2)\mathbf{1}}^\theta[v]$ satisfies 12.60.
3. In Section 12.6 we generalize the $E_\Omega^{n\mathbf{1}}$ to extension operators $E_\Omega^\alpha : C^{(\alpha)}(\overline{\Omega}) \rightarrow C_B^{(\alpha)}(\mathbb{R}^d)$ which are continuous under the supremum norm. To do this we constrain the function v to have bounded support in \mathcal{O}_1 and to be a tensor product function which satisfies 12.76. The main extension result is Theorem 661.

4. In this section we show that the particular extension operators $\{E_\Omega^{n\mathbf{1}}\}_{n \geq 1}$ are such that each $E_\Omega^{n\mathbf{1}} : W^{n\mathbf{1}}(\Omega) \rightarrow W^{n\mathbf{1}}(\mathbb{R}^d)$ is continuous if we assume that in the integral operator $J_{(n-2)\mathbf{1}}^\theta[v]$ the function $v \in L_0^1(\mathcal{O}_1)$ is a tensor product with property 12.76.

12.2 Background

Background to the extension problem and the rectangle condition From Theorem 4.26 of Adams [4] there exists a continuous extension operator $\mathcal{E}'_\Omega : W^m(\Omega) \rightarrow W^m$ which is constructed using the **method of reflections** and assumes Ω has the **uniform $C^{(m)}$ -regularity property** of Section 4.6. We have $\mathcal{E}'_\Omega : W^k(\Omega) \rightarrow W^k$ is continuous for $k \leq m$. The proof of Theorem 4.26 involves a **two-step** construction. The **first (reflection) step** involves an extension from the half-space $\Omega = \mathbb{R}_+^d$ to \mathbb{R}^d by reflection and it is easy to show that this extension is also continuous from $W^{m\mathbf{1}}(\mathbb{R}_+^d)$ to $W^{m\mathbf{1}}(\mathbb{R}^d)$.

The **second (localization) step** uses the uniform $C^{(m)}$ -regularity property to locally map neighborhoods of the boundary $\partial\Omega$ into the unit ball B_1 .

It turns out that if we try to modify the localization step by replacing the $C^{(m)}$ -regular map by one having smoothness $C^{(m\mathbf{1})}$ then we encounter a basic problem and our attempt fails. In fact, the equation

$$D_i(u(y_1(x_1, x_2), y_2(x_1, x_2))) = (D_1u)(y_1, y_2) D_i y_1(x_1, x_2) + (D_2u)(y_1, y_2) D_i y_2(x_1, x_2), \tag{12.1}$$

implies that in general $D_1 D_2(u(y_1(x_1, x_2), y_2(x_1, x_2)))$ always involves the terms $D_1^2 u, D_1 D_2 u, D_2^2 u$ and so we have continuity into W^2 but not into $W^{2\mathbf{1}}$.

Problems relating to 12.1 were encountered by the Russian school of mathematicians studying generalizations of the isotropic Sobolev spaces $W^{m,??p}$ after World War 2. Prominent among this group and relevant to my work include S. L. Sobolev, O. V. Besov, S. M. Nikol'skiĭ, V. P. Il'in, A. D. Džabrailov, P. L. Lizorkin. Their work employed function spaces based on the spaces $L^p, 1 \leq p \leq \infty$, but latter I will only interested in the L^2 base space and integral derivatives which simplifies calculations considerably.

Note that the **embedding theorems** (problems) referred to below are estimates of the form

$$\|D^\nu u\|_{L^p(\Omega)} \leq c_\mathcal{E} \sum_{\alpha \in \mathcal{E}} \|D^\alpha u\|_{L^p(\Omega)} < \infty, \quad u \in L_{loc}^1(\Omega). \tag{12.2}$$

where given a set of multi-indexes \mathcal{E} we want to determine the set of ν for which 12.2 holds for some constant $c_\mathcal{E}$ independent of the u .

(a) Nikol'skiĭ [47], [48] encountered boundary geometry problems when he introduced the Banach spaces of **mixed dominant derivatives** $S_p^\alpha(\Omega)$ which Nikol'skiĭ [49] suggested be permanently **renamed** $S_p^\alpha W(\Omega)$. Here $\alpha \geq \mathbf{0}$ is a multi-index. In particular

$$\begin{aligned} \mathcal{A}_\alpha &= \alpha \cdot \{0, 1\}^d = \bigotimes_{i=1}^d \{0, \alpha_i\}, \\ S_p^\alpha(\Omega) &\equiv S_p^\alpha W(\Omega) = \{u \in L^p(\Omega) : D^\beta u \in L^p(\Omega) \text{ for } \beta \in \mathcal{A}_\alpha\}, \\ \|u\|_{S_p^\alpha(\Omega)}^2 &= \sum_{\beta \in \mathcal{A}_\alpha} \|D^\beta u\|_{L^p(\Omega)}^2. \end{aligned} \tag{12.3}$$

have continuous boundary values (traces). This uses conditions on the boundary that relate to **rectangles or cubes Δ with edges parallel to the coordinate axes**.

(b) Il'in [35] is a brief paper which discusses basic embedding theorems, of the form 12.2, for domains that **are rectangles Δ with edges parallel to the coordinate axes**. He used integral representations for smooth functions.

(c) Lizorkin and Nikol'skiĭ [43] discussed the spaces $S_p^\alpha(\Delta) \equiv S_p^\alpha W(\Delta)$ and

$$S_p^{\alpha^{(1)}, \dots, \alpha^{(N)}}(\mathbb{R}^d) \equiv S_p^{\alpha^{(1)}, \dots, \alpha^{(N)}} W(\mathbb{R}^d) = \cap_{i=1}^N S_p^{\alpha^{(i)}} W(\mathbb{R}^d) \equiv \cap_{i=1}^N S_p^{\alpha^{(i)}}(\mathbb{R}^d).$$

He derives some integral representations for smooth functions.

(d) Džabrailov [19] used difference operators to specify the multiple-integral Hölder condition. Džabrailov introduced the spaces $S_p^r W(\mathbb{R}^d)$ of mixed dominant derivatives (or smoothness) for arbitrary $r \in \mathbb{R}^d, r \geq \mathbf{0}$. He uses integral representations for smooth functions to derive embedding theorems as well as trace theorems into \mathbb{R}^m where $m \leq d$.

(e) Il'in [36] derives basic embedding results for domains Ω which satisfy the **rectangle condition** $C(H)$ which uses rectangles with edges parallel to the coordinate axes but assumes \mathcal{E} (of inequality 12.2) contains $\leq d$ multi-indexes. In general this excludes $W^{m,1}$. Il'in used integral representations for smooth functions.

This paper demonstrates the link between the geometry of the boundary and the set \mathcal{E} in the embedding 12.2 inequality.

(f) Džabrailov [20] announced in interpolation theorems for $S_p^r W(\Omega)$ and

$S_{(p_i)}^{(r^{(1)}, \dots, r^{(d)})} W(\Omega) = \bigcap_{i=1}^d S_{(p_i)}^{r^{(i)}} W(\Omega)$ where the domain Ω satisfies the **rectangle condition** $C(H)$ as described in Il'in [36].

(g) Džabrailov [21] introduces the space $\bigcap_{i=1}^d L_{p_i}^{r^{(i)}}(\Omega)$ which generalizes the space $S_p^r W(\Omega)$. The spaces are defined using difference operators and $\forall i: 1 \leq p_i \leq \infty, r^{(i)} \in \mathbb{R}^d$ and $r^{(i)} \geq \mathbf{0}$. Embedding results are derived in §2 using a new integral representation formula where the domain Ω satisfies the **rectangle condition** $C(H)$.

(i) Džabrailov [22] studies the continuous extension of functions in $S_p^r W(\Omega)$ to $S_p^r W(\mathbb{R}^d)$ where $r \in \mathbb{R}^d, r \geq \mathbf{0}$ and Ω satisfies the **rectangle condition** $C_{0,\varepsilon}(H)$ when r is integral and the condition $C_{\alpha,\varepsilon}(H)$ when r is not integral. Section 2 derives estimates for some singular integral operators. Theorem 1 in Section 3 is the extension result.

(j) The review of Besov, Il'in, Nikol'skiĭ [9] by Krantz [38] mentions the simple general principle of the integral representation technique.

(k) Besov et al. [9] mentions extensions and SW spaces; Džabrailov [23] mentions extensions of SW spaces; Schmeisser [54] present a **survey** of some results on spaces of functions with dominating mixed smoothness - see Remark 716 in appendix; Adams and Fournier [5] discuss imbedding theorems in Chapter 4 and extensions in Chapter 5. Note paragraph 4.33.

See also, for example, equation 3.2 of the survey [14] by Bungartz and Griebel. Section 3 of Chernov [15], also Chapter 2 of the book by Schmeisser and Triebel [55]. The Introduction in Hansen and Vybiral [32] gives uses of these spaces $S_p^r W(\mathbb{R}^{n_1} \times \dots \times \mathbb{R}^{n_d})$.

(l) When $n = 1$, 12.3 implies $W^1(\Omega) = S_2^1 W(\Omega)$ and so we can use the extension results of Džabrailov [22].

With the above considerations in mind, in Section 12 I will derive a continuous extension operator $\mathcal{E}_\Omega : W^{n,1}(\Omega) \rightarrow W^{n,1}$ by **severely restricting the boundary** of Ω and constrain it to satisfy the **rectangle condition** $C(H)$ of Džabrailov [20], [21] and [22]. This restraint is not so surprising in the light of part (e) above.

I will modify the **Calderon-Zygmund extension** result used in Theorem 5.4, Section 5.2 of Wloka [63] by replacing the cone condition by the rectangle condition but I will still use the integral representation approach.

12.3 Integral representation

We first define various classes of continuous functions, the orthants \mathcal{O}_θ and the rectangle condition. The function J_δ is introduced which here is defined here using a function $\sigma \in L^1(\mathcal{O}_1)$ instead of a $C_0^\infty(\mathcal{O}_1)$ function. The convolution function J_δ is the basis for our integral representation in an orthant Lemma 645.

Definition 632 Spaces of continuous functions Suppose Ω is an open subset of \mathbb{R}^d . Then for any multi-index α :

1. $C^{(\alpha)}(\Omega) = \{f \in C^{(0)}(\Omega) : D^\beta f \in C^{(0)}(\Omega) \ \forall \beta \leq \alpha\};$
2. $C^\infty(\Omega) = \{f \in C^{(0)}(\Omega) : D^\beta f \in C^{(0)}(\Omega) \ \forall \beta\};$
3. $C_0^{(\alpha)}(\Omega) = \{f \in C^{(\alpha)}(\Omega) : \text{supp } f \text{ is bounded}\};$
4. $C_0^\infty(\Omega) = \{f \in C^\infty(\Omega) : \text{supp } f \text{ is bounded}\};$
5. For $\alpha \leq \infty: C^{(\alpha)}(\overline{\Omega})$ denotes all functions in $C^{(\alpha)}(\Omega)$ which are uniformly continuous and bounded on Ω .

We now define orthants.

Definition 633 Orthants (or sometimes hyperoctant) An orthant is the analogue in n -dimensional Euclidean space of a quadrant in the plane or an octant in three dimensions.

The **positive open orthant** is $\mathcal{O}_1 := \{x \in \mathbb{R}^d : x_j > 0 \ \forall j\} = \{x \in \mathbb{R}^d : x. > \mathbf{0}\}$.

$\overline{\mathcal{O}_1}$ is known as the **positive closed orthant**.

There are 2^d orthants \mathcal{O}_θ , each one corresponding to a member θ of the Cartesian product $\{-1, 1\}^d$. Indeed,

$$\mathcal{O}_\theta := \theta \cdot \mathcal{O}_1 := \{\theta \cdot x : x \in \mathcal{O}_1\}.$$

Also, we will need to define the **unit orthant** rectangle

$$\begin{aligned} \widehat{\mathcal{O}}_\theta &:= \{x \in \mathcal{O}_\theta : (x_+). < \mathbf{1}\} = \{x \in \mathcal{O}_\theta : (\theta \cdot x). < \mathbf{1}\} = \theta \cdot \widehat{\mathcal{O}}_1 = \{x \in \mathcal{O}_\theta : (x \cdot x). < \mathbf{1}\}, \\ \widehat{\mathcal{O}}_1 &:= \{x \in \mathcal{O}_1 : x. < \mathbf{1}\}. \end{aligned}$$

where $x_+ := (|x_i|)$.

?? Will translations of orthants also be called orthants?

Write

$$\begin{aligned} \int_0^\infty \int_0^\infty \dots \int_0^\infty f &= \int_{\mathbf{0}}^\infty f = \int_{\mathcal{O}_1} f. \\ \int_{\mathcal{O}_\theta} f &= \int_{\mathcal{O}_1} f(\theta \cdot x) \, dx. \end{aligned}$$

We will only use equation 12.4 derived in the next lemma. Using repeated integration by parts we obtain:

Lemma 634 ??? **FIX!**

If $f \in C^{(n)}(\overline{\mathbb{R}_+^1})$ and $D^k f \rightarrow 0$ exponentially at $+\infty$ for $k \leq n$, then

$$\frac{(-1)^n}{(n-1)!} \int_0^\infty s^{n-1} D^n f(s) \, ds = f(0). \tag{12.4}$$

Further, if $\alpha \geq 1$, $g \in C_{BP}^{(\alpha)}(\overline{\mathcal{O}_1})$ and $D^\beta g \rightarrow 0$ exponentially at $+\infty$ for $\beta \leq \alpha$, then

$$\frac{(-1)^{|\alpha|}}{(\alpha-1)!} \int_{\mathcal{O}_1} x^{\alpha-1} D^\alpha g(x) \, dx = g(\mathbf{0}), \tag{12.5}$$

and

$$\frac{(-1)^{|\alpha|}}{(\alpha-1)!} \int_{\mathcal{O}_1} x^{\alpha-1} (D^\alpha g)(y+x) \, dx = g(y), \quad y \in \overline{\mathcal{O}_1}. \tag{12.6}$$

Proof. We prove 12.4 by repeated integration by parts: if $\varepsilon > 0$ and $n \geq 1$,

$$\begin{aligned} \int_\varepsilon^\infty s^{n-1} D^n f(s) \, ds &= \int_\varepsilon^\infty s^{n-1} dD^{n-1} f(s) = [s^{n-1} D^{n-1} f(s)]_\varepsilon^\infty - (n-1) \int_\varepsilon^\infty s^{n-2} D^{n-1} f(s) \, ds \\ &= \varepsilon^{n-1} D^{n-1} f(\varepsilon) - (n-1) \int_\varepsilon^\infty s^{n-2} D^{n-1} f(s) \, ds \\ &= \varepsilon^{n-1} D^{n-1} f(\varepsilon) - (n-1) \left(\varepsilon^{n-2} D^{n-2} f(\varepsilon) - (n-2) \int_\varepsilon^\infty s^{n-3} D^{n-2} f(s) \, ds \right) \\ &= \varepsilon^{n-1} D^{n-1} f(\varepsilon) - (n-1) \varepsilon^{n-2} D^{n-2} f(\varepsilon) + (n-1)(n-2) \int_\varepsilon^\infty s^{n-3} D^{n-2} f(s) \, ds \\ &= \varepsilon^{n-1} D^{n-1} f(\varepsilon) - (n-1) \varepsilon^{n-2} D^{n-2} f(\varepsilon) + (n-2)(n-1) \varepsilon^{n-3} D^{n-3} f(\varepsilon) - \dots \\ &\quad - (n-1)(n-2) \dots (1) \int_\varepsilon^\infty D f(s) \, ds \\ &= \varepsilon^{n-1} D^{n-1} f(\varepsilon) - (n-1) \varepsilon^{n-2} D^{n-2} f(\varepsilon) + (n-2)(n-1) \varepsilon^{n-3} D^{n-3} f(\varepsilon) - \dots \\ &\quad + (-1)^n (n-1)! f(\varepsilon). \end{aligned}$$

and letting $\varepsilon \rightarrow 0^+$ we get our first formula 12.4.

??? **FIX! SEE INDUCTIVE proof IN MY BIT journal paper!**

Set $f_1(x_1) := g(x_1, x')$ so that $f_1 \in C^{(\alpha_1)}(\overline{\mathbb{R}}_+^1)$ and $D^k f_1 \rightarrow 0$ exponentially at $+\infty$ for $k \leq \alpha_1$. By 12.4,

$$\int_0^\infty x_1^{\alpha_1-1} D^{\alpha_1} f_1(x_1) dx_1 = (-1)^{\alpha_1} (\alpha_1 - 1)! f_1(0).$$

i.e.

$$\int_0^\infty x_1^{\alpha_1-1} D_1^{\alpha_1} g(x_1, x') dx_1 = (-1)^{\alpha_1} (\alpha_1 - 1)! g(0, x'). \tag{12.7}$$

Set $f_2(x_2) := (-1)^{\alpha_1} (\alpha_1 - 1)! g(0, x_2, x'')$ so that $f_2 \in C^{(\alpha_2)}(\overline{\mathbb{R}}_+^1)$ and $D^k f_2 \rightarrow 0$ exponentially at $+\infty$ for $k \leq \alpha_2$. Then by 12.4,

$$\int_0^\infty x_2^{\alpha_2-1} D^{\alpha_2} f_2(x_2) dx_2 = (-1)^{\alpha_2} (\alpha_2 - 1)! f_2(0). \tag{12.8}$$

Now

$$(-1)^{\alpha_2} (\alpha_2 - 1)! f_2(0) = (-1)^{\alpha_1+\alpha_2} (\alpha_1 - 1)! (\alpha_2 - 1)! g(0, 0, x''). \tag{12.9}$$

Also, from 12.7,

$$\begin{aligned} f_2(x_2) &= (-1)^{\alpha_1} (\alpha_1 - 1)! g(0, x_2, x'') \\ &= \int_0^\infty x_1^{\alpha_1-1} D_1^{\alpha_1} g(x_1, x_2, x'') dx_1, \end{aligned}$$

and from 12.8,

$$\int_0^\infty x_2^{\alpha_2-1} D^{\alpha_2} f_2(x_2) dx_2 = \int_0^\infty x_2^{\alpha_2-1} D_{x_2}^{\alpha_2} \left(\int_0^\infty x_1^{\alpha_1-1} D_1^{\alpha_1} g(x_1, x_2, x'') dx_1 \right) dx_2.$$

We will use Lemma 694 to justify differentiating under the integral sign: clearly the integrand has sufficient smoothness and also the condition $g \in C_{BP}^{(\alpha)}(\overline{\mathcal{O}}_1)$ means that the integral is absolutely convergent. Thus

$$\int_0^\infty x_2^{\alpha_2-1} D^{\alpha_2} f_2(x_2) dx_2 = \int_0^\infty x_2^{\alpha_2-1} \int_0^\infty x_1^{\alpha_1-1} D_1^{\alpha_1} D_2^{\alpha_2} g(x_1, x_2, x'') dx_1 dx_2,$$

and so 12.8 and 12.9 imply

$$\begin{aligned} &(-1)^{\alpha_1+\alpha_2} (\alpha_1 - 1)! (\alpha_2 - 1)! g(0, 0, x'') \\ &= \int_0^\infty \int_0^\infty x_1^{\alpha_1-1} x_2^{\alpha_2-1} D_1^{\alpha_1} D_2^{\alpha_2} g(x_1, x_2, x'') dx_1 dx_2. \end{aligned}$$

Repeating this process until exhaustion yields 12.5.

Finally, for given $y \in \overline{\mathcal{O}}_1$, $g(y + \cdot) \in C_{BP}^{(\alpha)}(\overline{\mathcal{O}}_1)$ and 12.6 holds. ■

Following the Russian mathematicians (see Background subsection above) we introduce the **rectangle condition** and then it's uniform version:

Definition 635 Rectangle condition Suppose $\Omega \subset \mathbb{R}^d$ is a bounded open set. Then Ω satisfies the **rectangle condition** if for each $x \in \overline{\Omega}$ there exists an open set U_x containing x , an orthant \mathcal{O}_{θ_x} and $h_x \cdot > \mathbf{0}$ such that $(U_x \cap \overline{\Omega}) + \tau \cdot h_x \cdot \widehat{\mathcal{O}}_{\theta_x} \subset \Omega$ whenever $\mathbf{0} \leq \tau \leq \mathbf{1}$.

We observe that the rectangle condition:

1. is invariant under translations and dilations - simply apply the translation to U_x and Ω , and the dilation to U_x , Ω and h_x ;
2. implies the **segment property** - indeed choose $\tau = t\mathbf{1}$ and any $y_x \in h_x \cdot \mathcal{O}_{\theta_x}$;
3. is not satisfied by an open ball.

Definition 636 Uniform rectangle condition Suppose $\Omega \subset \mathbb{R}^d$ is a bounded open set. Suppose there exists a finite covering $\{U_i\}_{i=1}^M$ of Ω such that for each i there exists an orthant $\mathcal{O}_{\theta^{(i)}}$ and $h^{(i)} \cdot > \mathbf{0}$ such that

$$(U_i \cap \overline{\Omega}) + \tau \cdot h^{(i)} \cdot \widehat{\mathcal{O}}_{\theta^{(i)}} \subset \Omega \text{ whenever } \mathbf{0} \leq \tau \leq \mathbf{1}.$$

We observe that the uniform rectangle condition:

1. is invariant under translations and dilations of Ω - simply apply the translation to U_i and Ω , and the dilation to U_i , Ω and $h^{(i)}$;
2. implies the **segment property** - indeed choose $\tau = t\mathbf{1}$ and any $y^{(i)} \in h^{(i)} \cdot \mathcal{O}_{\theta^{(i)}}$;
3. is not satisfied by an open ball;
4. on a bounded set the rectangle condition and the uniform rectangle condition are equivalent.

Definition 637 Spaces of continuous functions on orthants Assume $\theta \in \{-1, 1\}^d$. Then:

1. $f \in C_0^\infty(\overline{\mathcal{O}_1})$ iff $f \in C^\infty(\overline{\mathcal{O}_1})$ and $\text{supp } f \subset \overline{\mathcal{O}_1}$ is bounded;
2. $f \in C_0^\infty(\overline{\mathcal{O}_\theta})$ iff $f(\theta \cdot x) \in C_0^\infty(\overline{\mathcal{O}_1})$;
3. $f \in C_0^\infty(\mathcal{O}_1)$ iff $f \in C^\infty(\mathcal{O}_1)$, $\text{supp } f \subset \mathcal{O}_1$ and $\text{supp } f$ is bounded;
4. $f \in C_0^\infty(\mathcal{O}_\theta)$ iff $f(\theta \cdot x) \in C_0^\infty(\mathcal{O}_1)$.

Definition 638

- 1) **The space $L_0^1(\Omega)$:** If $\Omega \subset \mathbb{R}^d$ is an open set then

$$L_0^1(\Omega) := \{u \in L^1 : \text{supp } u \Subset \Omega\}.$$

2) **Piecewise $C^{(\alpha)}$ function, denoted $PWC^{(\alpha)}$ or $PWC^{(\alpha)}(\mathbb{R}^d)$:** Defined w.r.t. a rectangular grid parallel to the coordinate axes. Some of the cells may be unbounded and the union of the closed cells is \mathbb{R}^d . Each bounded rectangle must intersect only a finite number of the grid cells.

The function must be $C^{(\alpha)}$ on each closed cell i.e. it is $C^{(\alpha)}$, bounded and uniformly continuous on each open cell so that it has a unique $C^{(\alpha)}$ extension to the closed cell. Thus the function has a **jump** at the boundary of each cell which includes at infinity.

We now introduce our first definition of the function J_δ . This will be weakened later in Definition 642. J_δ will be the basis for our integral representations.

Definition 639 The function J_δ : If $\sigma \in L_0^1(\mathcal{O}_1)$ and $\delta \in \mathbb{R}^d$ then we define:

$$J_\delta(z) = J_\delta[\sigma](z) := \int_{\mathcal{O}_1} \lambda^\delta e^{-\lambda \mathbf{1}} \sigma\left(\frac{z}{\lambda}\right) d\lambda, \quad z \in \mathbb{R}^d. \tag{12.10}$$

Observe that $J_\delta(z) = 0$ when $z \in \mathbb{R}^d \setminus \overline{\mathcal{O}_1}$ i.e.

$$J_\delta(z) = \begin{cases} \int_{\mathcal{O}_1} \lambda^\delta e^{-\lambda \mathbf{1}} \sigma\left(\frac{z}{\lambda}\right) d\lambda, & z \in \mathcal{O}_1, \\ 0 & z \notin \mathbb{R}^d \setminus \overline{\mathcal{O}_1}. \end{cases}$$

This lemma is not used by the Fourier proof i.e. by Theorem 657.

Lemma 640 Properties of $J_\delta = J_\delta[\sigma]$ when $\sigma \in L_0^1(\Omega)$. Assume $\text{supp } \sigma \subset [a, b] \Subset \mathcal{O}_1$.

1. (a) $z^{-(\delta+1)} J_\delta(z) \in C^\infty(\overline{\mathcal{O}_1})$ when $\delta \in \mathbb{R}^d$. In general $z^{-(\delta+1)} J_\delta(z) \neq 0$ for some $z \in \partial \mathcal{O}_1$.
 (b) For each multi-integer $\delta \geq -\mathbf{1}$, J_δ is a "piecewise C^∞ " function (PWC^∞) of exponential decrease with $\text{supp } J_\delta \subseteq \overline{\mathcal{O}_1}$.
2. For multi-integer $\delta \geq \mathbf{0}$, $J_\delta \in C^{(\delta)}(\mathbb{R}^d)$ and has exponential decrease with $\text{supp } J_\delta \subseteq \overline{\mathcal{O}_1}$.
3. Suppose $\delta \geq -\mathbf{1}$ is a multi-integer. Then, $\text{supp } \sigma \subset R(a, b) \subset \mathcal{O}_1$ where $a. < b$, implies

$$\left. \begin{aligned} |J_\delta(z)| &\leq (\delta + 1)^{(\delta+1)} e^{-(\delta+1)\mathbf{1}} \int \frac{|\sigma(\mu)|}{\mu^{\mathbf{1}}} d\mu \\ &\leq (2\pi)^{-\frac{d}{2}} \frac{(\delta+1)!}{(\delta+1)^{\mathbf{1}/2}} \int \frac{|\sigma(\mu)|}{\mu^{\mathbf{1}}} d\mu \end{aligned} \right\}, \quad z \in \mathcal{O}_1, \tag{12.11}$$

and

$$|D^\gamma J_\delta(z)| \leq \left\| \frac{\sigma(x)}{x^{\gamma+1}} \right\|_1 q_\gamma^\delta\left(\frac{z}{a}\right) e^{-\frac{z}{b}\mathbf{1}}, \quad \forall \gamma \text{ and } z \in \mathcal{O}_1, \tag{12.12}$$

where $q_\gamma^\delta \geq 0$ is a tensor product polynomial of degree $\delta + 1$ which is independent of σ and is given by 12.21 in the proof. Also

$$q_\gamma^\delta(x) = q_{\gamma_1}^{\delta_1}(x_1) \dots q_{\gamma_d}^{\delta_d}(x_d), \quad q_{\mathbf{0}}^\delta(x) = x^{\delta+1}.$$

4. Suppose $\delta \geq -1$ is a multi-integer. Then $D^\gamma J_\delta \in L^1(\mathcal{O}_1)$ and

$$\int_{\mathcal{O}_1} |D^\gamma J_\delta[\sigma]| \leq \left\| \frac{\sigma(x)}{x^\gamma} \right\|_{1, \mathcal{O}_1} \int_{\mathcal{O}_1} q_\gamma^\delta(y) e^{-y^1} dy, \quad \forall \gamma,$$

where

$$\int_0^\infty q_{\gamma_i}^{\delta_i}(t) e^{-t} dt = (\delta_i + 1)! \left\{ \begin{array}{ll} 2^{\gamma_i}, & \gamma_i \leq \delta_i + 1, \\ \sum_{k=0}^{\delta_i+1} \binom{\gamma_i}{k}, & \gamma_i > \delta_i + 1. \end{array} \right\} \leq 2^{\gamma_i} (\delta_i + 1)! \quad (12.13)$$

5. Suppose $\delta \geq -1$ is a multi-integer. Suppose $(p_\gamma^\delta)_\beta$ denotes the coefficient of x^β of the polynomial $p_\gamma^\delta(x)$ defined by 12.16 in the proof. Then

$$D^\gamma J_\delta(z) = \frac{1}{z^\gamma} \sum_{\beta \leq \delta+1} (p_\gamma^\delta)_\beta J_{\beta+\gamma-1}(z) = \sum_{\beta \leq \delta+1} (p_\gamma^\delta)_\beta z^\beta g_{\beta+\gamma-1}(z), \quad \gamma \leq \delta + 1.$$

where each $g_{\beta+\gamma-1}(z) := \frac{J_{\beta+\gamma-1}(z)}{z^{\beta+\gamma}} \in C^\infty(\overline{\mathcal{O}_1})$ and in general $g_{\beta+\gamma-1} \neq 0$ on $\partial\mathcal{O}_1$.

6. If $\delta \geq -1$ then $D^\gamma J_\delta$ is a PWC^∞ function of exponential decrease at infinity when $\gamma \leq \delta + 1$.

Part 2 can be extended as follows: If $\delta \geq 0$ and $\delta < \gamma \leq \delta + 1$ then $D^\gamma J_\delta$ is a PWC^∞ function of exponential decrease.

7. If $0 \leq \gamma \leq \delta$ then $(p_\gamma^\delta)_\beta = 0$ if $\beta < 1$.

If $\gamma > \delta$ then $(p_\gamma^\delta)_0 = (-1)^{|\gamma-\delta-1|} \frac{(\delta+1)!}{(\gamma-\delta-1)!} \neq 0$.

Proof. We have $\text{supp } \sigma \subset [a, b] \subset \mathcal{O}_1$ for some $0. < a. < b$. Now suppose $z. > 0$. Then

$$J_\delta(z) = \int_{a \leq \frac{z}{\lambda} \leq b} \lambda^\delta e^{-\lambda^1} \sigma\left(\frac{z}{\lambda}\right) d\lambda = \int_{z./b}^{z./a} \lambda^\delta e^{-\lambda^1} \sigma\left(\frac{z}{\lambda}\right) d\lambda.$$

The change of variables: $\mu = z./\lambda, d\lambda = \left|(-z.\mu^{-2})^1\right| d\mu = (z.\mu^{-2})^1 d\mu$, yields,

$$J_\delta(z) = \int_a^b e^{-\frac{z}{\mu}^1} \left(\frac{z}{\mu}\right)^\delta \sigma(\mu) \frac{(z)^1}{\mu^{2^1}} d\mu = z^{\delta+1} \int_a^b e^{-\frac{z}{\mu}^1} \frac{\sigma(\mu)}{\mu^{\delta+2}} d\mu \in C^\infty(\overline{\mathcal{O}_1}), \quad (12.14)$$

which proves **Part 1a**.

Thus if $\delta \geq 0$ then $J_\delta(z) = 0$ when $z \in \partial\mathcal{O}_1$. Also, if $\delta \geq -1$,

$$|J_\delta(z)| \leq \frac{z^{\delta+1}}{a^{\delta+1}} e^{-\frac{z}{b}^1} \int_a^b \frac{|\sigma(\mu)|}{\mu^1} d\mu = \left\| \frac{\sigma(x)}{x^1} \right\|_1 \left(\frac{z}{a}\right)^{\delta+1} e^{-\frac{z}{b}^1}, \quad z \geq 0.$$

Also, if $\gamma \geq 0$ and $\delta \geq -1$,

$$\begin{aligned} D^\gamma J_\delta(z) &= \int_a^b D_z^\gamma \left(e^{-\frac{z}{\mu}^1} \left(\frac{z}{\mu}\right)^{\delta+1} \right) \frac{\sigma(\mu)}{\mu} d\mu \\ &= \int_a^b (D_x^\gamma (x^{\delta+1} e^{-x^1})) \left(x = \frac{z}{\mu} \right) \frac{\sigma(\mu)}{\mu^{\gamma+1}} d\mu \\ &= \int_a^b (e^{x^1} D_x^\gamma (x^{\delta+1} e^{-x^1})) \left(x = \frac{z}{\mu} \right) \frac{\sigma(\mu)}{\mu^{\gamma+1}} e^{-\frac{z}{\mu}^1} d\mu \\ &= \int_a^b p_\gamma^\delta \left(\frac{z}{\mu}\right) \frac{\sigma(\mu)}{\mu^{\gamma+1}} e^{-\frac{z}{\mu}^1} d\mu, \end{aligned} \quad (12.15)$$

where

$$\left. \begin{aligned} p_\gamma^\delta(x) &:= e^{x^1} D^\gamma (x^{\delta+1} e^{-x^1}) = p_{\gamma_1}^{\delta_1}(x_1) \dots p_{\gamma_d}^{\delta_d}(x_d), \\ \text{deg } p_\gamma^\delta &= \delta + 1, \\ \text{coef}(x^{\delta+1}) &= (-1)^{|\gamma|}, \end{aligned} \right\} \quad (12.16)$$

?? Note that expressing p_γ^δ in terms of Laguerre polynomials $L_n^{(t)}$ gives the rather cumbersome expression:

$$\begin{aligned} p_\gamma^\delta(x) &= \gamma! x^{2\gamma-\delta-1} L_\gamma^{(\delta+1-\gamma)}(x). \\ L_\gamma^{(\delta+1-\gamma)} &:= L_{\gamma_1}^{(\delta_1+1-\gamma_1)} \dots L_{\gamma_d}^{(\delta_d+1-\gamma_d)}. \\ L_n^{(t)}(x) &= \frac{1}{n!} x^{-t} e^x D^n (x^{n+t} e^{-x}). \end{aligned}$$

For Laguerre polynomial theory see the online NIST Digital Library of Mathematical Functions [??], Section 13.2 of Arfken [6], and many other references.

Now for $m \geq 0$ and $n \geq 0$,

$$\begin{aligned} p_n^{m-1}(t) &= e^t D^n (t^m e^{-t}) \\ &= e^t \sum_{k=0}^n \binom{n}{k} D^k t^m D^{n-k} e^{-t} = e^t \sum_{k=0}^n \binom{n}{k} D^k t^m (-1)^{n-k} e^{-t} = \\ &= \sum_{k=0}^n (-1)^{n-k} \binom{n}{k} D^k t^m = m! \sum_{k=0}^{\min\{m,n\}} (-1)^{n-k} \binom{n}{m-k} \frac{t^{m-k}}{(m-k)!} = \\ &= m! \sum_{j=m}^{m-\min\{m,n\}} (-1)^{n-m+j} \binom{n}{m-j} \frac{t^j}{j!} \\ &= (-1)^{n-m} m! \sum_{j=m-\min\{m,n\}}^m (-1)^j \binom{n}{m-j} \frac{t^j}{j!} \\ &= (-1)^{n-m} m! \sum_{j=m+\max\{-m,-n\}}^m (-1)^j \binom{n}{m-j} \frac{t^j}{j!} \\ &= (-1)^{n-m} m! \sum_{j=\max\{0,m-n\}}^m \binom{n}{m-j} \frac{(-t)^j}{j!}. \end{aligned} \tag{12.17}$$

Thus, in the multivariate case we have

$$\left. \begin{aligned} p_\gamma^{\delta-1}(x) &= \sum_{\beta=\max\{0,\delta-\gamma\}}^m (p_\gamma^{\delta-1})_\beta x^\beta, \\ (p_\gamma^{\delta-1})_\beta &:= ?? \end{aligned} \right\} \tag{12.18}$$

Equation 12.17 also implies

$$|p_n^m(t)| \leq (m+1)! \sum_{j=\max\{0,m+1-n\}}^{m+1} \binom{n}{m+1-j} \frac{|t|^j}{j!},$$

and

$$\left. \begin{aligned} p_n^m(0) &= 0, & n < m+1, \\ p_n^m(0) &= (-1)^{n-m-1} \frac{(m+1)!}{(n-m-1)!}, & n \geq m+1. \end{aligned} \right\} \tag{12.19}$$

Hence, if $\gamma \geq \mathbf{0}$,

$$\begin{aligned} |D^\gamma J_\delta(z)| &\leq \int_a^b \left| p_\gamma^{\delta+1} \left(\frac{z}{\mu} \right) \right| \frac{|\sigma(\mu)|}{\mu^{\gamma+1}} e^{-\frac{z}{\mu} \mathbf{1}} d\mu \\ &\leq \left(\int_a^b \left| p_\gamma^{\delta+1} \left(\frac{z}{\mu} \right) \right| \frac{|\sigma(\mu)|}{\mu^{\gamma+1}} d\mu \right) e^{-\frac{z}{b} \mathbf{1}} \\ &\leq \left(\int_a^b \frac{|\sigma(\mu)|}{\mu^{\gamma+1}} d\mu \right) \left(\max_{\mu \in [a,b]} \left| p_\gamma^{\delta+1} \left(\frac{z}{\mu} \right) \right| \right) e^{-\frac{z}{b} \mathbf{1}} \\ &= \left\| \frac{\sigma(x)}{x^{\gamma+1}} \right\|_1 \left(\max_{\mu \in [a,b]} \left| p_\gamma^{\delta+1} \left(\frac{z}{\mu} \right) \right| \right) e^{-\frac{z}{b} \mathbf{1}}, \end{aligned} \tag{12.20}$$

which exists and is continuous for all $z \geq \mathbf{0}$. Further, for $\delta \geq -1$ and $z \geq \mathbf{0}$,

$$\begin{aligned} \max_{\mu \in [a, b]} \left| p_\gamma^{\delta+1} \left(\frac{z}{\mu} \right) \right| &\leq \prod_{i=1}^d \max_{\mu_i \in [a_i, b_i]} (\delta_i + 1)! \sum_{j=\max\{0, \delta_i - \gamma_i\}}^{\delta_i} \binom{\delta_i - \gamma_i}{\delta_i + 1 - j} \frac{1}{j!} \left(\frac{z_i}{\mu_i} \right)^j \\ &= (\delta + 1)! \prod_{i=1}^d \max_{\mu_i \in [a_i, b_i]} \sum_{j=\max\{0, \delta_i - \gamma_i\}}^{\delta_i} \binom{\delta_i - \gamma_i}{\delta_i + 1 - j} \frac{1}{j!} \left(\frac{z_i}{\mu_i} \right)^j \\ &\leq (\delta + 1)! \prod_{i=1}^d \sum_{j=\max\{0, \delta_i + 1 - \gamma_i\}}^{\delta_i + 1} \binom{\delta_i - \gamma_i}{\delta_i + 1 - j} \frac{1}{j!} \left(\frac{z_i}{a_i} \right)^j \\ &= q_\gamma^{\delta+1} \left(\frac{z}{a} \right), \end{aligned}$$

where we have defined

$$q_\gamma^{\delta+1}(\zeta) := (\delta + 1)! \prod_{i=1}^d \sum_{j=\max\{0, \delta_i + 1 - \gamma_i\}}^{\delta_i + 1} \binom{\delta_i - \gamma_i}{\delta_i + 1 - j} \frac{1}{j!} \zeta_i^j, \quad \zeta \geq \mathbf{0}, \delta \geq -1. \tag{12.21}$$

This proves Part 1b.

Part 2 Further, if $z \in \partial \mathcal{O}_1$ then $\frac{z}{\mu} \in \partial \mathcal{O}_1$ and $p_\gamma^{\delta+1} \left(\frac{z}{\mu} \right) = 0$ when $\gamma \leq \delta$ and so 12.20 implies that $D^\gamma J_\delta(z) = 0$. Thus $J_\delta \in C^{(\delta)}(\mathbb{R}^d)$.

Part 3 From 12.14

$$J_\delta(z) = z^{\delta+1} \int e^{-\frac{z}{\mu} \mathbf{1}} \frac{\sigma(\mu)}{\mu^{\delta+2}} d\mu = \int \frac{z^{\delta+1}}{\mu^{\delta+1}} e^{-\frac{z}{\mu} \mathbf{1}} \frac{\sigma(\mu)}{\mu^1} d\mu,$$

so that

$$\begin{aligned} |J_\delta(z)| &\leq \int \frac{z^{\delta+1}}{\mu^{\delta+1}} e^{-\frac{z}{\mu} \mathbf{1}} \frac{|\sigma(\mu)|}{\mu^1} d\mu \leq \|y^{\delta+1} e^{-y \mathbf{1}}\|_{\infty, \mathcal{O}_1} \int \frac{|\sigma(\mu)|}{\mu^1} d\mu \\ &= (\delta + 1)^{(\delta+1)} e^{-(\delta+1) \mathbf{1}} \int \frac{|\sigma(\mu)|}{\mu^1} d\mu \\ &\leq (2\pi)^{-d/2} \frac{(\delta + 1)!}{(\delta + 1)^{1/2}} \int \frac{|\sigma(\mu)|}{\mu^1} d\mu, \end{aligned}$$

where the last step used Lemma 643: $\|x^\lambda e^{-x \mathbf{1}}\|_{\infty, \mathcal{O}_1} = \lambda^\lambda e^{-\lambda \mathbf{1}} \leq (2\pi)^{-d/2} \frac{\lambda!}{\lambda^{1/2}}$.

Clearly

$$\left. \begin{aligned} q_\gamma^{\delta+1}(\zeta) &= q_{\gamma_1}^{\delta_1+1}(\zeta_1) \dots q_{\gamma_d}^{\delta_d+1}(\zeta_d). \\ q_{\gamma_i}^{\delta_i+1}(0) &= p_{\gamma_i}^{\delta_i+1}(0) \quad \forall i. \end{aligned} \right\} \tag{12.22}$$

Part 4 If σ is a tensor product function then J is also.

$$\begin{aligned} \int_{\mathcal{O}_1} |D^\gamma J_\delta(z)| dz &\leq \int_{\mathcal{O}_1} \int_a^b \left| p_\gamma^{\delta+1} \left(\frac{z}{\mu} \right) \right| \frac{|\sigma(\mu)|}{\mu^{\gamma+1}} e^{-\frac{z}{\mu} \mathbf{1}} d\mu dz \\ &= \int_a^b \frac{|\sigma(\mu)|}{\mu^{\gamma+1}} \int_{\mathcal{O}_1} \left| p_\gamma^{\delta+1} \left(\frac{z}{\mu} \right) \right| e^{-\frac{z}{\mu} \mathbf{1}} dz d\mu \\ \text{chg. var. : } y &= \frac{z}{\mu}, \quad z = \mu y, \quad dz = \mu^1 dy \Rightarrow \\ &= \int_a^b \frac{|\sigma(\mu)|}{\mu^\gamma} d\mu \int_{\mathcal{O}_1} |p_\gamma^{\delta+1}(y)| e^{-y \mathbf{1}} dy \\ &= \left\| \frac{\sigma(x)}{x^\gamma} \right\|_1 \int_{\mathcal{O}_1} |p_\gamma^{\delta+1}(y)| e^{-y \mathbf{1}} dy \\ &\leq \left\| \frac{\sigma(x)}{x^\gamma} \right\|_1 \int_{\mathcal{O}_1} q_\gamma^{\delta+1}(y) e^{-y \mathbf{1}} dy, \end{aligned}$$

We now estimate $\int_{\mathcal{O}_1} q_{\gamma}^{\delta+1}(y) e^{-y\mathbf{1}} dy$ using 12.21.

$$\begin{aligned} \int_0^\infty q_{\gamma}^{\delta+1}(t) e^{-t} dt &= \int_0^\infty (\delta_i + 1)! \sum_{j=\max\{0, \delta_i+1-\gamma_i\}}^{\delta_i+1} \binom{\gamma_i}{\delta_i+1-j} \frac{1}{j!} t^j e^{-t} dt \\ &= (\delta_i + 1)! \sum_{j=\max\{0, \delta_i+1-\gamma_i\}}^{\delta_i+1} \binom{\gamma_i}{\delta_i+1-j} \frac{1}{j!} \int_0^\infty t^j e^{-t} dt \\ &= (\delta_i + 1)! \sum_{j=\max\{0, \delta_i+1-\gamma_i\}}^{\delta_i+1} \binom{\gamma_i}{\delta_i+1-j} \frac{1}{j!} j! \\ &= (\delta_i + 1)! \sum_{j=\max\{0, \delta_i+1-\gamma_i\}}^{\delta_i+1} \binom{\gamma_i}{\delta_i+1-j}. \end{aligned}$$

If $\gamma_i \leq \delta_i + 1$ then

$$\int_0^\infty q_{\gamma}^{\delta+1}(t) e^{-t} dt = (\delta_i + 1)! \sum_{j=\delta_i+1-\gamma_i}^{\delta_i+1} \binom{\gamma_i}{\delta_i+1-j} = 2^{\gamma_i} (\delta_i + 1)!,$$

and if $\gamma_i > \delta_i + 1$ then

$$\int_0^\infty q_{\gamma}^{\delta+1}(t) e^{-t} dt = (\delta_i + 1)! \sum_{j=0}^{\delta_i+1} \binom{\gamma_i}{\delta_i+1-j} = (\delta_i + 1)! \sum_{k=0}^{\delta_i+1} \binom{\gamma_i}{k},$$

which means that

$$\int_{\mathcal{O}_1} q_{\gamma}^{\delta+1}(y) e^{-y\mathbf{1}} dy \leq 2^{|\gamma|} (\delta + 1)!$$

Part 5 If $\gamma \geq \mathbf{0}$ and $\delta \geq -1$ then from 12.15 and then 12.16 and then 12.14,

$$\begin{aligned} D^\gamma J_\delta(z) &= \int_a^b p_\gamma^\delta \left(\frac{z}{\mu}\right) \frac{\sigma(\mu)}{\mu^{\gamma+1}} e^{-\frac{z}{\mu}} d\mu = \int_a^b \left(\sum_{\beta \leq \delta+1} (p_\gamma^\delta)_\beta \left(\frac{z}{\mu}\right)^\beta \right) \frac{\sigma(\mu)}{\mu^{\gamma+1}} e^{-\frac{z}{\mu}} d\mu = \\ &= \sum_{\beta \leq \delta+1} (p_\gamma^\delta)_\beta z^\beta \int_a^b \frac{\sigma(\mu)}{\mu^{\beta+\gamma+1}} e^{-\frac{z}{\mu}} d\mu = \sum_{\beta \leq \delta+1} (p_\gamma^\delta)_\beta z^\beta \frac{J_{\beta+\gamma-1}(z)}{z^{\beta+\gamma}} = \\ &= \sum_{\beta \leq \delta+1} (p_\gamma^\delta)_\beta \frac{1}{z^\gamma} J_{\beta+\gamma-1}(z) = \frac{1}{z^\gamma} \sum_{\beta \leq \delta+1} (p_\gamma^\delta)_\beta J_{\beta+\gamma-1}(z). \end{aligned}$$

Also, these calculations imply

$$D^\gamma J_\delta(z) = \sum_{\beta \leq \delta+1} (p_\gamma^\delta)_\beta z^\beta \frac{J_{\beta+\gamma-1}(z)}{z^{\beta+\gamma}} = \sum_{\beta \leq \delta+1} (p_\gamma^\delta)_\beta z^\beta g_{\beta+\gamma-1}(z),$$

and part 1a implies $g_{\beta+\gamma-1} \in C^\infty(\overline{\mathcal{O}_1})$.

Part 6 The first statement is a direct consequence of Part 5. If $\delta \geq \mathbf{0}$ the first statement directly implies that $D^\gamma J_\delta$ is a PWC^∞ function of exponential decrease when $\delta < \gamma \leq \delta + 1$.

Part 7 From 12.16, $p_\gamma^\delta(x) := p_{\gamma_1}^{\delta_1}(x_1) \dots p_{\gamma_d}^{\delta_d}(x_d)$ and from 12.19,

$$p_n^m(0) = \begin{cases} 0, & n \leq m, \\ (-1)^{n-m-1} \frac{(m+1)!}{(n-m-1)!}, & n \geq m + 1. \end{cases}$$

Hence $\mathbf{0} \leq \gamma \leq \delta$ implies $p_{\gamma_i}^{\delta_i}(0) = 0 \forall i$. Now when $\beta < \mathbf{0}$, $\beta_i = 0$ for some i and so

$$(p_\gamma^\delta)_\beta = (D^\beta p_\gamma^\delta)(0) = D_1^{\beta_1} p_{\gamma_1}^{\delta_1}(0) \dots D_d^{\beta_d} p_{\gamma_d}^{\delta_d}(0) = 0.$$

On the other hand, when $\gamma > \delta$,

$$(p_\gamma^\delta)_0 = p_\gamma^\delta(0) = p_{\gamma_1}^{\delta_1}(0) \dots p_{\gamma_d}^{\delta_d}(0) = (-1)^{|\gamma-\delta-1|} \frac{(\delta+1)!}{(\gamma-\delta-1)!} \neq 0.$$

■

Theorem 641 *If $\alpha \leq \delta + 1$ and $\sigma \in L_0^1(\mathcal{O}_1)$ then:*

1.

$$D^\alpha J_\delta[\sigma] = (-1)^{|\alpha|} (\delta + 1)! \sum_{\beta=0}^{\alpha} \frac{(-1)^{|\beta|} \binom{\alpha}{\beta}}{(\delta - \beta + 1)!} J_{\delta-\beta} \left[\frac{\sigma}{y^\alpha} \right].$$

2.

$$\|D^\alpha J_\delta[\sigma]\|_\infty \leq 2^{|\alpha|} (\delta + 1)! \left\| \frac{\sigma(x)}{x^{\alpha+1}} \right\|_1.$$

3. ??

$$\|D^\alpha J_\delta[\sigma]\|_1 \leq ??$$

Proof. Part 1 See Theorem 654 below.

Part 2 From part 3 of Lemma 640, $|J_\delta(z)| \leq (\delta + 1)^{\delta+1} e^{-(\delta+1)\mathbf{1}} \left\| \frac{\sigma(x)}{x^{\mathbf{1}}} \right\|_1$, so

$$\begin{aligned} \|D^\alpha J_\delta[\sigma]\|_\infty &\leq (\delta + 1)! \sum_{\beta=0}^{\alpha} \frac{\binom{\alpha}{\beta}}{(\delta - \beta + 1)!} \left\| J_{\delta-\beta} \left[\frac{\sigma}{y^\alpha} \right] \right\|_\infty \\ &\leq (\delta + 1)! \left(\sum_{\beta=0}^{\alpha} \frac{\binom{\alpha}{\beta} (\delta - \beta + 1)^{\delta-\beta+1} e^{-(\delta-\beta+1)\mathbf{1}}}{(\delta - \beta + 1)!} \right) \left\| \frac{\sigma(x)}{x^{\alpha+1}} \right\|_1 \\ &= (\delta + 1)! \prod_{k=1}^d \left(\sum_{m=0}^{\alpha_k} \frac{\binom{\alpha_k}{m} (\delta_k - m + 1)^{\delta_k-m+1} e^{-(\delta_k-m+1)}}{(\delta_k - m + 1)!} \right) \left\| \frac{\sigma(x)}{x^{\alpha+1}} \right\|_1. \end{aligned}$$

Note that $\frac{\lambda^\lambda e^{-\lambda \mathbf{1}}}{\lambda!} \leq (2\pi)^{-d/2} \frac{1}{\lambda^{1/2}}$.

If $\alpha_k = 0$ then

$$\begin{aligned} \sum_{m=0}^{\alpha_k} \binom{\alpha_k}{m} \frac{(\delta_k - m + 1)^{\delta_k-m+1}}{(\delta_k - m + 1)!} e^{-(\delta_k-m+1)} &= \frac{(\delta_k + 1)^{\delta_k+1}}{(\delta_k + 1)!} e^{-(\delta_k+1)} (2\pi)^{-1/2} \leq \\ &\leq \frac{(2\pi)^{-1/2}}{(\delta_k + 1)^{1/2}} \leq (2\pi)^{-1/2} < 2^{\alpha_k}. \end{aligned}$$

If $1 \leq \alpha_k < \delta_k + 1$ then, ,

$$\begin{aligned} \sum_{m=0}^{\alpha_k} \binom{\alpha_k}{m} \frac{(\delta_k - m + 1)^{\delta_k-m+1}}{(\delta_k - m + 1)!} e^{-(\delta_k-m+1)} &\leq (2\pi)^{-1/2} \sum_{m=0}^{\alpha_k} \frac{\binom{\alpha_k}{m}}{(\delta_k - m + 1)^{1/2}} \\ &\leq (2\pi)^{-1/2} \sum_{m=0}^{\alpha_k} \binom{\alpha_k}{m} \\ &= (2\pi)^{-1/2} 2^{\alpha_k}. \end{aligned}$$

If $1 \leq \alpha_k$ and $\alpha_k = \delta_k + 1$ then

$$\begin{aligned} \sum_{m=0}^{\alpha_k} \binom{\alpha_k}{m} \frac{(\delta_k - m + 1)^{\delta_k - m + 1}}{(\delta_k - m + 1)!} e^{-(\delta_k - m + 1)} &= \sum_{m=0}^{\alpha_k} \binom{\alpha_k}{m} \frac{(\alpha_k - m)^{\alpha_k - m}}{(\alpha_k - m)!} e^{-(\alpha_k - m)} \\ &\leq 1 + \sum_{m=0}^{\alpha_k - 1} \binom{\alpha_k}{m} \frac{(\alpha_k - m)^{\alpha_k - m}}{(\alpha_k - m)!} e^{-(\alpha_k - m)} \\ &\leq 1 + (2\pi)^{-1/2} \sum_{m=0}^{\alpha_k - 1} \binom{\alpha_k}{m} \frac{1}{(\alpha_k - m)^{1/2}} \\ &\leq 1 + (2\pi)^{-1/2} \sum_{m=0}^{\alpha_k - 1} \binom{\alpha_k}{m} \\ &= 1 + \frac{2^{\alpha_k - 1}}{\sqrt{2\pi}} \\ &< 2^{\alpha_k}. \end{aligned}$$

Thus

$$\|D^\alpha J_\delta [\sigma]\|_\infty \leq (\delta + 1)! \left(\prod_{k=1}^d 2^{\alpha_k} \right) \left\| \frac{\sigma(x)}{x^{\alpha+1}} \right\|_1 = (\delta + 1)! 2^{|\alpha|} \left\| \frac{\sigma(x)}{x^{\alpha+1}} \right\|_1.$$

Part 3 ?? ■

In Lemma 640 it was assumed that $\sigma \in L^1$ has bounded support in \mathcal{O}_1 i.e. $\sigma \in L^1_0(\Omega)$. We now weaken the constraint on σ :

Definition 642 *The function J_δ : If $\sigma \in L^1_{\mathcal{O}_1}$ i.e. $\sigma \in L^1$, $\text{supp } \sigma \subseteq \overline{\mathcal{O}_1}$, and $\delta \in \mathbb{R}^d$ then we define:*

$$J_\delta(z) = J_\delta[\sigma](z) := \lim_{\substack{r \rightarrow 0^+ \\ R \rightarrow \infty}} \int_{r\mathbf{1}}^{R\mathbf{1}} \lambda^\delta e^{-\lambda\mathbf{1}} \sigma\left(\frac{z}{\lambda}\right) d\lambda, \quad z \in \mathbb{R}^d.$$

Observe that $J_\delta(z) = 0$ when $z \in \mathbb{R}^d \setminus \overline{\mathcal{O}_1}$ i.e.

$$J_\delta(z) = \begin{cases} \int_{\mathcal{O}_1} \lambda^\delta e^{-\lambda\mathbf{1}} \sigma\left(\frac{z}{\lambda}\right) d\lambda, & z \in \mathcal{O}_1, \\ 0 & z \notin \mathbb{R}^d \setminus \overline{\mathcal{O}_1}. \end{cases}$$

This is a weaker version of Lemma 640 and only assumes $\sigma \in L^1_{\mathcal{O}_1}$. This is used by the Fourier proof i.e. by Theorem 657.

Lemma 643 *Suppose $\delta \geq -2\mathbf{1}$ and $z \in \mathcal{O}_1$. Then:*

1. $\|x^\lambda e^{-x\mathbf{1}}\|_{\infty, \mathcal{O}_1} = \lambda^\lambda e^{-\lambda\mathbf{1}} \leq (2\pi)^{-d/2} \frac{\lambda!}{\lambda^{1/2}}$ when $\lambda \geq 0$.
2. (L^∞ result) If $\sigma \in L^1_{\mathcal{O}_1}$ then

$$J_\delta[\sigma](z) = z^{\delta+1} \int_{\mathcal{O}_1} e^{-\frac{z}{\mu}\mathbf{1}} \frac{\sigma(\mu)}{\mu^{\delta+2}} d\mu, \quad \delta \geq -2,$$

and

$$|J_\delta[\sigma](z)| \leq (\delta + 2)^{\delta+2} e^{-(\delta+2)\mathbf{1}} \|\sigma\|_1 \frac{1}{z\mathbf{1}} \leq (2\pi)^{-d/2} \frac{(\delta + 2)!}{(\delta + 2)^{1/2}} \|\sigma\|_1 \frac{1}{z\mathbf{1}}.$$

3. (L^1 result) When $\delta \geq -\mathbf{1}$, $J_\delta \in L^1$ and $\|J_\delta[\sigma]\|_1 \leq (\delta + 1)! \|\sigma\|_1$.
4. ?? FIX! If $x^\beta \sigma \in L^1_{\mathcal{O}_1}$ for $\max\{-\alpha, -(\delta + 2)\} \leq \beta \leq \alpha$ then

$$|J_\delta[\sigma](z)| \leq \frac{1}{z^{\beta+1}} \left(\int_{\mathcal{O}_1} \mu^\beta \sigma(\mu) d\mu \right) (\delta + 2 + \beta)^{\delta+2+\beta} e^{-(\delta+2+\beta)\mathbf{1}}.$$

5. ?? If $n \geq \mathbf{1}$, $\delta = (n - 2)\mathbf{1}$ and $\alpha = n\mathbf{1}$ then for $-n\mathbf{1} \leq \beta \leq n\mathbf{1}$:

$$|J_{(n-2)\mathbf{1}}[\sigma](z)| \leq \frac{1}{z^{\beta+1}} \left(\int_{\mathcal{O}_1} \mu^\beta \sigma(\mu) d\mu \right) (n\mathbf{1} + \beta)^{n\mathbf{1}+\beta} e^{-(nd+\beta\mathbf{1})}.$$

?? In fact, if $\beta_i(z) = 1$ when $z_i > 1$ and $\beta_i(z) = -1$ when $z_i < 1$ then

$$|J_{(n-2)\mathbf{1}}[\sigma](z)| \leq \frac{1}{z^{n\beta(z)+1}} \left(\int_{\mathcal{O}_1} \mu^{n\beta(z)} \sigma(\mu) d\mu \right) (n\mathbf{1} + n\beta(z))^{n\mathbf{1}+n\beta(z)} e^{-(nd+n\beta(z)\mathbf{1})}.$$

Proof. Part 1 The maximum of $e^{-x\mathbf{1}}x^\lambda$ can be easily derived by setting the derivative to zero etc. The second estimate follows from Problem 27 of Section 9.E of Jones [37].

Part 2 Assume $\delta \geq -2$. Suppose $z. > \mathbf{0}$. Then

$$J_\delta(z) = \lim_{\substack{r \rightarrow 0^+ \\ R \rightarrow \infty}} \int_{r\mathbf{1}}^{R\mathbf{1}} \lambda^\delta e^{-\lambda\mathbf{1}} \sigma\left(\frac{z}{\lambda}\right) d\lambda.$$

The change of variables: $\mu = z./\lambda$, $d\lambda = \left|(-z.\mu^{-2})\mathbf{1}\right| d\mu = (z.\mu^{-2})\mathbf{1} d\mu$, yields,

$$\int_{r\mathbf{1}}^{R\mathbf{1}} \lambda^\delta e^{-\lambda\mathbf{1}} \sigma\left(\frac{z}{\lambda}\right) d\lambda = \int_{z/R}^{z/r} e^{-\frac{z}{\mu}\mathbf{1}} \left(\frac{z}{\mu}\right)^\delta \sigma(\mu) \frac{(z)\mathbf{1}}{\mu^{2\mathbf{1}}} d\mu = z^{\delta+1} \int_{z/R}^{z/r} e^{-\frac{z}{\mu}\mathbf{1}} \frac{\sigma(\mu)}{\mu^{\delta+2}} d\mu.$$

Then

$$\begin{aligned} z^{\delta+1} \int_{z/R}^{z/r} e^{-\frac{z}{\mu}\mathbf{1}} \frac{|\sigma(\mu)|}{\mu^{\delta+2}} d\mu &= \frac{1}{z\mathbf{1}} \int_{z/R}^{z/r} e^{-\frac{z}{\mu}\mathbf{1}} \frac{z^{\delta+2}}{\mu^{\delta+2}} |\sigma(\mu)| d\mu \leq \frac{1}{z\mathbf{1}} \|e^{-x\mathbf{1}}x^{\delta+2}\|_\infty \int_{z/R}^{z/r} |\sigma(\mu)| d\mu \\ &\leq \frac{1}{z\mathbf{1}} \|e^{-x\mathbf{1}}x^{\delta+2}\|_\infty \|\sigma\|_1 \\ &: \text{part 1} \Rightarrow \\ &= \frac{1}{z\mathbf{1}} (\delta + 2)^{\delta+2} e^{-(\delta+2)\mathbf{1}} \|\sigma\|_1 \\ &< \infty. \end{aligned}$$

Thus

$$J_\delta(z) = z^{\delta+1} \int_{\mathcal{O}_1} e^{-\frac{z}{\mu}\mathbf{1}} \frac{\sigma(\mu)}{\mu^{\delta+2}} d\mu, \quad \delta \geq -2,$$

and

$$|J_\delta(z)| \leq (\delta + 2)^{\delta+2} e^{-(\delta+2)\mathbf{1}} \frac{1}{z\mathbf{1}}.$$

Part 3 Since $J_\delta(z) = z^{\delta+1} \int_{\mathcal{O}_1} e^{-\frac{z}{\mu}\mathbf{1}} \frac{\sigma(\mu)}{\mu^{\delta+2}} d\mu$,

$$\begin{aligned} &\int_{\mathcal{O}_1} |J_\delta| \\ &\leq \int_{\mathcal{O}_1} z^{\delta+1} \int_{\mathcal{O}_1} e^{-\frac{z}{\mu}\mathbf{1}} \frac{|\sigma(\mu)|}{\mu^{\delta+2}} d\mu dz = \int_{\mathcal{O}_1} \int_{\mathcal{O}_1} z^{\delta+1} e^{-\frac{z}{\mu}\mathbf{1}} dz \frac{|\sigma(\mu)|}{\mu^{\delta+2}} d\mu = \\ &: \zeta = z/\mu, d\mu = -z.\zeta^{-2} d\zeta \Rightarrow \\ &= \int_{\mathcal{O}_1} \int_{\mathcal{O}_1} (\mu.\zeta)^{\delta+1} e^{-\zeta\mathbf{1}} \mu\mathbf{1} d\zeta \frac{|\sigma(\mu)|}{\mu^{\delta+2}} d\mu = \int_{\mathcal{O}_1} \int_{\mathcal{O}_1} \mu^{\delta+1} \zeta^{\delta+1} e^{-\zeta\mathbf{1}} \mu\mathbf{1} d\zeta \frac{|\sigma(\mu)|}{\mu^{\delta+2}} d\mu = \\ &= \int_{\mathcal{O}_1} \int_{\mathcal{O}_1} \zeta^{\delta+1} e^{-\zeta\mathbf{1}} d\zeta |\sigma(\mu)| d\mu = (\delta + 1)! \|\sigma\|_1. \end{aligned}$$

Thus $J_\delta \in L^1$ (when $\delta > -2\mathbf{1}$).

Part 4 Clearly $\sigma \in L^1$ so $J_\delta(z) = z^{\delta+1} \int_{\mathcal{O}_1} e^{-\frac{z}{\mu} \mathbf{1}} \frac{\sigma(\mu)}{\mu^{\delta+2}} d\mu$ when $\delta \geq -2$. Now if $\delta + 2 + \beta \geq \mathbf{0}$ i.e. $\alpha \geq \beta \geq \max\{-\alpha, -(\delta + 2)\}$ we can write

$$J_\delta(z) = z^{\delta+1} \int_{\mathcal{O}_1} e^{-\frac{z}{\mu} \mathbf{1}} \frac{\sigma(\mu)}{\mu^{\delta+2}} d\mu = \frac{1}{z^{\beta+1}} \int_{\mathcal{O}_1} e^{-\frac{z}{\mu} \mathbf{1}} \frac{z^{\delta+2+\beta}}{\mu^{\delta+2+\beta}} \mu^\beta \sigma(\mu) d\mu,$$

which allows the estimate

$$\begin{aligned} |J_\delta(z)| &\leq \frac{1}{z^{\beta+1}} \left(\int_{\mathcal{O}_1} \mu^\beta \sigma(\mu) d\mu \right) \|e^{-x\mathbf{1}} x^{\delta+2+\beta}\|_{\infty, \mathcal{O}_1} \\ &= \frac{1}{z^{\beta+1}} \left(\int_{\mathcal{O}_1} \mu^\beta \sigma(\mu) d\mu \right) (\delta + 2 + \beta)^{\delta+2+\beta} e^{-(\delta+2+\beta)\mathbf{1}}. \end{aligned}$$

Part 5 Specifically

$$|J_{(n-2)\mathbf{1}}(z)| \leq \frac{1}{z^{\beta+1}} \left(\int_{\mathcal{O}_1} \mu^\beta \sigma(\mu) d\mu \right) (n\mathbf{1} + \beta)^{n\mathbf{1}+\beta} e^{-(n\mathbf{1}+\beta)\mathbf{1}}, \beta_+ \leq n\mathbf{1}.$$

■

Remark 644 ?? MOVE? **Idea** Proving $J_\delta^1[v]$ is continuous on each orthant by using the Fourier transform and the fact that each has support on a separate orthant.

$$\begin{aligned} J_\delta^1[\sigma](z) &= z^{\delta+1} \int_{\mathcal{O}_1} e^{-\frac{z}{\mu} \mathbf{1}} \frac{\sigma(\mu)}{\mu^{\delta+2}} d\mu, \quad \delta \geq -2\mathbf{1}. \\ J_\delta^\theta[\sigma(\theta.\cdot)] &(\theta.z). \end{aligned}$$

$$I_\delta[\sigma](x) := J_\delta^1[\sigma](\theta.x), \quad x \in \mathcal{O}_\theta.$$

$$\begin{aligned} \widehat{I_\delta[\sigma]}(\xi) &= (2\pi)^{-d/2} \int e^{-i\xi x} I_\delta[\sigma](x) dx = (2\pi)^{-d/2} \sum_{\theta=-\mathbf{1}}^{\mathbf{1}} \int_{\mathcal{O}_\theta} e^{-i\xi x} I_\delta[\sigma](x) dx = \\ &= (2\pi)^{-d/2} \sum_{\theta=-\mathbf{1}}^{\mathbf{1}} \int_{\mathcal{O}_\theta} e^{-i\xi x} J_\delta^1[\sigma](\theta.x) dx = (2\pi)^{-d/2} \sum_{\theta=-\mathbf{1}}^{\mathbf{1}} \int_{\mathcal{O}_1} e^{-i\xi \theta.x} J_\delta^1[\sigma](x) dx = \\ &= (2\pi)^{-d/2} \sum_{\theta=-\mathbf{1}}^{\mathbf{1}} \int_{\mathcal{O}_1} e^{-i(\theta.\xi)x} J_\delta^1[\sigma](x) dx = \sum_{\theta=-\mathbf{1}}^{\mathbf{1}} \widehat{J_\delta^1[\sigma]}(\theta.\xi) = \\ &= \sum_{\theta=-\mathbf{1}}^{\mathbf{1}} \int_{\mathcal{O}_1} (H(\zeta) \zeta^{\delta+1} e^{-\zeta \mathbf{1}})^\wedge (\theta.\xi.\mu) \sigma(\mu) d\mu \\ &= \sum_{\theta=-\mathbf{1}}^{\mathbf{1}} \int_{\mathcal{O}_1} (h(\theta.x))^\wedge (\xi.\mu) \sigma(\mu) d\mu = \int_{\mathcal{O}_1} \left(\sum_{\theta=-\mathbf{1}}^{\mathbf{1}} h(\theta.x) \right)^\wedge (\xi.\mu) \sigma(\mu) d\mu. \end{aligned}$$

Observe that $\sum_{\theta=-\mathbf{1}}^{\mathbf{1}} h(\theta.x) \in PWC^\infty$.

In the next lemma equation 12.23 expresses the smooth function value at x in terms of its derivatives in the orthant $x + \mathcal{O}_\theta$. This is our basic integral representation in an orthant.

Lemma 645 Orthant integral representation Suppose $\mathcal{O}_\theta = \theta.\mathcal{O}_1$ is any orthant. Suppose $\alpha \geq \mathbf{1}$, $f \in C_{B??0}^{(\alpha)}(\overline{\mathcal{O}_\theta})$ and $v \in L^1_{\overline{\mathcal{O}_\theta}}$ satisfies: $\int_{\mathcal{O}_\theta} v = 1$ and $x^\beta v \in L^1_{\overline{\mathcal{O}_\theta}}$ when $\mathbf{0} \leq \beta \leq \alpha$. Then:

1. When $\gamma \leq \alpha - 1$, $D^\gamma f \in C_0^{(\alpha-\gamma)}(\overline{\mathcal{O}_\theta})$ and

$$D^\gamma f(x) = \frac{1}{(\alpha-\gamma-1)!} \sum_{\mathbf{0} \leq \beta \leq \alpha-\gamma} \binom{\alpha-\gamma}{\beta} \int_{x+\mathcal{O}_\theta} J_{\alpha-\gamma-2}^\theta[v_\beta](y-x) D^{\gamma+\beta} f(y) dy, \quad x \in \overline{\mathcal{O}_\theta}, \quad (12.23)$$

where we define

$$v_\beta(x) := (-x)^\beta v(x), \quad \forall \beta \in \mathbb{Z}^d, \quad (12.24)$$

and

$$J_\lambda^\theta[v](z) := J_\lambda[v(\theta \cdot)](\theta \cdot z), \quad \lambda \geq -1, \quad (12.25)$$

and $J_\lambda^\theta[v_\beta]$ can be written in the integral form 12.35.

Now further assume that $v \in L_0^1(\mathcal{O}_\theta)$. Then:

2. When $\lambda \geq -1$ we have $J_\lambda^\theta[v_\beta] \in PWC^\infty$, $J_\lambda^\theta[v_\beta] \in C^\infty(-\overline{\mathcal{O}_\theta})$ and each derivative decreases exponentially to zero at infinity.
3. When $\lambda \geq \mathbf{0}$ we have $J_\lambda^\theta[v_\beta] \in C_B^{(\lambda)}(\mathbb{R}^d)$.
 ??? **ADD more analogous results from Lemma 640?**
4. Suppose $\delta \geq -1$ is a multi-integer and $\text{supp } v \subset R[c, d] \subset \mathcal{O}_\theta$ where $c. < d$. Then

$$|D^\gamma J_\delta^\theta[v](z)| \leq \left\| \frac{v(y)}{y^{\gamma+1}} \right\|_1 q_\gamma^\delta \left(\frac{\theta \cdot z}{\min\{\theta \cdot c, \theta \cdot d\}} \right) e^{-\frac{\theta \cdot z}{\max\{\theta \cdot c, \theta \cdot d\}}}, \quad z \in \mathcal{O}_\theta, \quad (12.26)$$

where $q_\gamma^\delta \geq 0$ is a tensor product polynomial of degree $\delta + 1$ which is independent of v and is given by 12.21.

5. Suppose $\delta \geq -1$ is a multi-integer. Then $\forall \gamma$, $D^\gamma J_\delta^\theta \in L^1(\mathcal{O}_\theta)$ and

$$\int_{\mathcal{O}_\theta} |D^\gamma J_\delta^\theta[v]| \leq \left\| \frac{v}{x^\gamma} \right\|_1 \int_{\mathcal{O}_1} q_\gamma^\delta(y) e^{-y \mathbf{1}} dy < \infty.$$

Proof. The approach is to first prove the lemma for the orthant $\theta = \mathbf{1}$ and then use Definition 637 to prove for the result for the other orthants.

We first prove the lemma for $\theta = \mathbf{1}$ and then use Definition 637 for the other orthants.

Set $g(\tau) := e^{-\tau \mathbf{1}} f(x + \tau \cdot \eta)$ for fixed $x \in \overline{\mathcal{O}_1}$ and $\eta \in \mathcal{O}_1$. Then, since $?? f \in C_{??0}^{(\alpha)}(\overline{\mathcal{O}_1})$ implies $f \in C_{BP}^{(\alpha)}(\overline{\mathcal{O}_1})$, we have $g \in C_{BP}^{(\alpha)}(\overline{\mathcal{O}_1})$ and $g \rightarrow 0$?? exponentially at infinity equation 12.5 of Lemma 634 implies

$$f(x) = \frac{(-1)^{|\alpha|}}{(\alpha-1)!} \int_{\mathcal{O}_1} \tau^{\alpha-1} D_\tau^\alpha (e^{-\tau \mathbf{1}} f(x + \tau \cdot \eta)) d\tau, \quad \begin{cases} \alpha \geq \mathbf{1}, \\ x \in \overline{\mathcal{O}_1}, \eta \in \mathcal{O}_1. \end{cases} \quad (12.27)$$

Now

$$\begin{aligned} D_\tau^\alpha (e^{-\tau \mathbf{1}} f(x + \tau \cdot \eta)) &= \sum_{\beta \leq \alpha} \binom{\alpha}{\beta} (D_\tau^{\alpha-\beta} e^{-\tau \mathbf{1}}) D_\tau^\beta (f(x + \tau \cdot \eta)) \\ &= \sum_{\beta \leq \alpha} (-1)^{|\alpha-\beta|} \binom{\alpha}{\beta} e^{-\tau \mathbf{1}} D_\tau^\beta (f(x + \tau \cdot \eta)) \\ &= \sum_{\beta \leq \alpha} (-1)^{|\alpha|-|\beta|} \binom{\alpha}{\beta} e^{-\tau \mathbf{1}} D_\tau^\beta (f(x + \tau \cdot \eta)) \\ &= (-1)^{|\alpha|} e^{-\tau \mathbf{1}} \sum_{\beta \leq \alpha} (-1)^{|\beta|} \binom{\alpha}{\beta} D_\tau^\beta (f(x + \tau \cdot \eta)) \\ &= (-1)^{|\alpha|} e^{-\tau \mathbf{1}} \sum_{\beta \leq \alpha} (-1)^{|\beta|} \binom{\alpha}{\beta} \eta^\beta (D^\beta f)(x + \tau \cdot \eta) \\ &= (-1)^{|\alpha|} e^{-\tau \mathbf{1}} \sum_{\beta \leq \alpha} \binom{\alpha}{\beta} (-\eta)^\beta (D^\beta f)(x + \tau \cdot \eta), \end{aligned}$$

so that 12.27 becomes

$$\begin{aligned}
 f(x) &= \frac{(-1)^{|\alpha|}}{(\alpha-1)!} \int_{\mathcal{O}_1} \tau^{\alpha-1} (-1)^{|\alpha|} e^{-\tau \mathbf{1}} \sum_{\beta \leq \alpha} \binom{\alpha}{\beta} (-\eta)^\beta (D^\beta f)(x + \tau \eta) d\tau \\
 &= \frac{1}{(\alpha-1)!} \int_{\mathcal{O}_1} \tau^{\alpha-1} e^{-\tau \mathbf{1}} \sum_{\beta \leq \alpha} \binom{\alpha}{\beta} (-\eta)^\beta (D^\beta f)(x + \tau \eta) d\tau \\
 &= \frac{1}{(\alpha-1)!} \sum_{\beta \leq \alpha} \binom{\alpha}{\beta} \int_{\mathcal{O}_1} \tau^{\alpha-1} e^{-\tau \mathbf{1}} (-\eta)^\beta (D^\beta f)(x + \tau \eta) d\tau.
 \end{aligned} \tag{12.28}$$

Now choose a function $v \in L^1(\mathcal{O}_1)$ such that $\int_{\mathcal{O}_1} v = 1$. Then using 12.27 we get

$$\begin{aligned}
 f(x) &= f(x) \int_{\mathcal{O}_1} v(\eta) d\eta = \int_{\mathcal{O}_1} f(x) v(\eta) d\eta = \\
 &= \int_{\mathcal{O}_1} \frac{1}{(\alpha-1)!} \sum_{\beta \leq \alpha} \binom{\alpha}{\beta} \int_{\mathcal{O}_1} \tau^{\alpha-1} e^{-\tau \mathbf{1}} (-\eta)^\beta (D^\beta f)(x + \tau \eta) d\tau v(\eta) d\eta \\
 &= \frac{1}{(\alpha-1)!} \sum_{\beta \leq \alpha} \binom{\alpha}{\beta} \int_{\mathcal{O}_1} \int_{\mathcal{O}_1} \tau^{\alpha-1} e^{-\tau \mathbf{1}} v_\beta(\eta) (D^\beta f)(x + \tau \eta) d\tau d\eta.
 \end{aligned}$$

The next step is to show that the integrand is absolutely convergent i.e. it is L^1 . In fact, since $x, \tau \in \mathcal{O}_1$,

$$\int_{\mathcal{O}_1} |v_\beta(\eta) (D^\beta f)(x + \tau \eta)| d\eta \leq \|v_\beta\|_{1, \mathcal{O}_1} \|D^\beta f\|_{\infty, \mathcal{O}_1},$$

and so

$$\begin{aligned}
 \int_{\mathcal{O}_1} \int_{\mathcal{O}_1} |\tau^{\alpha-1} e^{-\tau \mathbf{1}} v_\beta(\eta) (D^\beta f)(x + \tau \eta)| d\tau d\eta &= \int_{\mathcal{O}_1} \tau^{\alpha-1} e^{-\tau \mathbf{1}} \int_{\mathcal{O}_1} |v_\beta(\eta) (D^\beta f)(x + \tau \eta)| d\eta d\tau \\
 &\leq \left(\int_{\mathcal{O}_1} \tau^{\alpha-1} e^{-\tau \mathbf{1}} d\tau \right) \|v_\beta\|_{1, \mathcal{O}_1} \|D^\beta f\|_{\infty, \mathcal{O}_1} \\
 &= (\alpha-1)! \|v_\beta\|_{1, \mathcal{O}_1} \|D^\beta f\|_{\infty, \mathcal{O}_1} \\
 &< \infty,
 \end{aligned} \tag{12.29}$$

The change of variables $y = x + \tau \eta$, $\lambda = \tau$ is a C^1 bijection from $\mathcal{O}_1 \times \mathcal{O}_1$ to $(x + \mathcal{O}_1) \times \mathcal{O}_1$ with Jacobian λ^{-1} e.g. p502 in Chapter 15, Section J of Jones [37], and since the integrand is L^1 :

$$\begin{aligned}
 f(x) &= \frac{1}{(\alpha-1)!} \sum_{\beta \leq \alpha} \binom{\alpha}{\beta} \int_{\mathcal{O}_1} \int_{\mathcal{O}_1} \tau^{\alpha-1} e^{-\tau \mathbf{1}} v_\beta(\eta) (D^\beta f)(x + \tau \eta) d\tau d\eta \\
 &= \frac{1}{(\alpha-1)!} \sum_{\beta \leq \alpha} \binom{\alpha}{\beta} \int_{x+\mathcal{O}_1} \int_{\mathcal{O}_1} \lambda^{\alpha-1} e^{-\lambda \mathbf{1}} \left(-\frac{y-x}{\lambda} \right)^\beta D^\beta f(y) v \left(\frac{y-x}{\lambda} \right) \frac{d\lambda}{\lambda^1} dy \\
 &= \frac{1}{(\alpha-1)!} \sum_{\beta \leq \alpha} \binom{\alpha}{\beta} \int_{x+\mathcal{O}_1} \int_{\mathcal{O}_1} \lambda^{\alpha-2} e^{-\lambda \mathbf{1}} \left(-\frac{y-x}{\lambda} \right)^\beta v \left(\frac{y-x}{\lambda} \right) d\lambda D^\beta f(y) dy \\
 &= \frac{1}{(\alpha-1)!} \sum_{\beta \leq \alpha} \binom{\alpha}{\beta} \int_{x+\mathcal{O}_1} J_{\alpha-2} [v_\beta](y-x) D^\beta f(y) dy,
 \end{aligned} \tag{12.30}$$

where $v_\beta \in L^1(\mathcal{O}_1)$ is assumed in the statement of this lemma and $J_{\alpha-2}^\mathbf{1} [v_\beta]$ is given by 12.10 of Lemma 640. If $f \in C_0^{(\alpha)}(\overline{\mathcal{O}_1})$ and $\gamma \leq \alpha$ then $D^\gamma f \in C_0^{(\alpha-\gamma)}(\overline{\mathcal{O}_1})$ and so by 12.30,

$$D^\gamma f(x) = \frac{1}{(\alpha-\gamma-1)!} \sum_{\beta \leq \alpha-\gamma} \binom{\alpha-\gamma}{\beta} \int_{x+\mathcal{O}_1} J_{\alpha-\gamma-2} [v_\beta](y-x) D^{\gamma+\beta} f(y) dy, \tag{12.31}$$

which is 12.23 when $\theta = 1$.

Now consider arbitrary θ . From Definition 637, in general $f \in C_0^{(\alpha)}(\overline{\mathcal{O}_\theta})$ and $v \in L^1(\mathcal{O}_\theta)$ iff $f(\theta.) \in C_0^{(\alpha)}(\overline{\mathcal{O}_1})$ and $v(\theta.) \in L^1(\mathcal{O}_1)$. Also $\int v(\theta.) = \int v = 1$ and

$$(v(\theta.))_\beta(x) = (-x)^\beta v(\theta.x) = \theta^\beta (-\theta.x)^\beta v(\theta.x) = \theta^\beta v_\beta(\theta.x). \quad (12.32)$$

Thus, if $x \in \mathcal{O}_1$, 12.31 implies

$$\begin{aligned} f(\theta.x) &= \frac{1}{(\alpha-1)!} \sum_{\beta \leq \alpha} \binom{\alpha}{\beta} \int_{x+\mathcal{O}_1} J_{\alpha-2} [(v(\theta.))_\beta] (y-x) D^\beta (f(\theta.y)) dy. \\ &= \frac{1}{(\alpha-1)!} \sum_{\beta \leq \alpha} \binom{\alpha}{\beta} \int_{x+\mathcal{O}_1} \theta^\beta J_{\alpha-2} [v_\beta(\theta.)] (y-x) (D^\beta f)(\theta.y) dy. \end{aligned}$$

The change of variables: $z = \theta.y$, $dz = |\theta^1| dy = dy$ gives

$$f(\theta.x) = \frac{1}{(\alpha-1)!} \sum_{\beta \leq \alpha} \binom{\alpha}{\beta} \int_{\theta.x+\mathcal{O}_\theta} \theta^\beta J_{\alpha-2} [v_\beta(\theta.)] (\theta.z-x) D^\beta f(z) dz,$$

which is equivalent to: if $x \in \mathcal{O}_\theta$ then using 12.25,

$$\begin{aligned} f(x) &= \frac{1}{(\alpha-1)!} \sum_{\beta \leq \alpha} \binom{\alpha}{\beta} \int_{x+\mathcal{O}_\theta} \theta^\beta J_{\alpha-2} [v_\beta(\theta.)] (\theta.z-\theta.x) D^\beta f(z) dz \\ &= \frac{1}{(\alpha-1)!} \sum_{\beta \leq \alpha} \binom{\alpha}{\beta} \int_{x+\mathcal{O}_\theta} \theta^\beta J_{\alpha-2} [v_\beta(\theta.)] (\theta.(z-x)) D^\beta f(z) dz \\ &= \frac{1}{(\alpha-1)!} \sum_{\beta \leq \alpha} \binom{\alpha}{\beta} \int_{x+\mathcal{O}_\theta} J_{\alpha-2}^\theta [v_\beta] (z-x) D^\beta f(z) dz, \end{aligned} \quad (12.33)$$

where, when $z \in -\mathcal{O}_\theta$, by part 2 of Lemma 643,

$$\begin{aligned} J_{\alpha-2}^\theta [v_\beta] (z) &= \theta^\beta J_{\alpha-2} [v_\beta(\theta.)] (\theta.z) = \theta^\beta \int_{\mathcal{O}_1} \lambda^{\alpha-2} e^{-\lambda^1} (v_\beta(\theta.)) \left(\frac{\theta.z}{\lambda}\right) d\lambda \\ &= \int_{\mathcal{O}_\theta} \lambda^{\alpha-2} e^{-\lambda^1} v_\beta \left(\frac{z}{\lambda}\right) d\lambda, \end{aligned} \quad (12.34)$$

for any $v \in L^1_{\mathcal{O}_\theta}$. In particular when $\beta = \mathbf{0}$ and $\lambda = \alpha - 2 \geq -1$,

$$J_\lambda^\theta [v] (z) = J_\lambda [v(\theta.)] (\theta.z).$$

If $\mathbf{0} < \gamma \leq \alpha$ then $D^\gamma f \in C_0^{(\alpha-\gamma)}(\overline{\mathcal{O}_\theta})$ and equation 12.33 implies the derivative formula

$$D^\gamma f(x) = \frac{1}{(\alpha-1)!} \sum_{\beta \leq \alpha-\gamma} \binom{\alpha-\gamma}{\beta} \int_{x+\mathcal{O}_\theta} J_{\alpha-\gamma-2}^\theta [v_\beta] (z-x) D^{\gamma+\beta} f(z) dz,$$

which is 12.23 as claimed, and 12.34 implies

$$J_{\alpha-\gamma-2}^\theta [v_\beta] (z) = \int_{\mathcal{O}_\theta} \lambda^{\alpha-\gamma-2} e^{-\lambda^1} v_\beta \left(\frac{z}{\lambda}\right) d\lambda, \quad \beta \leq \alpha - \gamma, \quad (12.35)$$

which proves part 1 for all orthants.

Part 2 Apply 12.25, 12.24 to parts 2 of Lemma 640.

Part 3 Apply 12.25, 12.24 to part 6 of Lemma 640.

Part 4 From part 1,

$$D^\gamma J_\lambda^\theta [v] (z) = \theta^\gamma (D^\gamma J_\lambda^1 [v(\theta.)]) (\theta.z), \quad z \in \mathcal{O}_\theta.$$

Now inequality 12.12 is: if $\text{supp } \sigma \subset R[a, b] \subset \mathcal{O}_1$ then

$$|D^\gamma J_\delta^1[\sigma](z)| \leq \left\| \frac{\sigma}{x^{\gamma+1}} \right\|_1 q_\gamma^\delta \left(\frac{z}{a} \right) e^{-\frac{z}{b} \mathbf{1}}, \quad z \in \mathcal{O}_1.$$

Now, noting 12.50 ?? BELOW ??,

$$\begin{aligned} \text{supp } v(\theta.) &= \theta. \text{supp } v \subseteq \theta. R[c, d] = R[\theta.c, \theta.d] = \\ &= R[\min\{\theta.c, \theta.d\}, \max\{\theta.c, \theta.d\}], \end{aligned}$$

so for $z \in \mathcal{O}_\theta$,

$$\begin{aligned} |D^\gamma J_\lambda^\theta[v](z)| &= |\theta^\gamma (D^\gamma J_\lambda^1[v(\theta.)])(\theta.z)| \\ &= |(D^\gamma J_\lambda^1[v(\theta.)])(\theta.z)| \\ &\leq \left\| \frac{v(\theta.y)}{y^{\gamma+1}} \right\|_1 q_\gamma^\delta \left(\frac{\theta.z}{\min\{\theta.c, \theta.d\}} \right) e^{-\frac{\theta.z}{\max\{\theta.c, \theta.d\}} \mathbf{1}} \\ &= \left\| \frac{v}{y^{\gamma+1}} \right\|_1 q_\gamma^\delta \left(\frac{\theta.z}{\min\{\theta.c, \theta.d\}} \right) e^{-\frac{\theta.z}{\max\{\theta.c, \theta.d\}}}. \end{aligned}$$

Part 5 From part 4 of Lemma 640,

$$\int_{\mathcal{O}_1} |D^\gamma J_\lambda^1[\sigma]| \leq \left\| \frac{\sigma(x)}{x^\gamma} \right\|_{1, \mathcal{O}_1} \int_{\mathcal{O}_1} q_\gamma^\lambda(y) e^{-y \mathbf{1}} dy, \quad \forall \gamma.$$

From 12.25, $J_\lambda^\theta[v](z) := J_\lambda^1[v(\theta.)](\theta.z)$, so that

$$D^\gamma J_\lambda^\theta[v](z) = \theta^\gamma (D^\gamma J_\lambda^1[v(\theta.)])(\theta.z),$$

and hence

$$\begin{aligned} \int_{\mathcal{O}_1} |D^\gamma J_\lambda^\theta[v]| &= \int_{\mathcal{O}_1} |\theta^\gamma (D^\gamma J_\lambda^1[v(\theta.)])(\theta.z)| dz \\ &= \int_{\mathcal{O}_\theta} |D^\gamma J_\lambda^1[v(\theta.)](z)| dz \\ &\leq \left\| \frac{\sigma(\theta.x)}{x^\gamma} \right\|_{1, \mathcal{O}_1} \int_{\mathcal{O}_1} q_\gamma^\lambda(y) e^{-y \mathbf{1}} dy \\ &= \left\| \frac{\sigma(x)}{x^\gamma} \right\|_{1, \mathcal{O}_\theta} \int_{\mathcal{O}_1} q_\gamma^\lambda(y) e^{-y \mathbf{1}} dy. \end{aligned}$$

■
?? FINISH!

Lemma 646 Suppose $g \in C_B^{(0)}(\overline{\mathcal{O}_1})$ and $g = 0$ on $\mathbb{R}^d \setminus \overline{\mathcal{O}_1}$. Suppose $f \in C^{(1)}(\overline{\mathcal{O}_1})$, $f = 0$ on $\mathbb{R}^d \setminus \overline{\mathcal{O}_1}$ and f and all $D_i f$ tend to zero exponentially at infinity on $\overline{\mathcal{O}_1}$.

Then $f * g \in C_B^{(0)} \cap L^1$.

Proof. ??? CONSIDER $f \in L_{loc}^1 \cap L^\infty$ and $g \in C^{(0)}$ implies ?? $f * g \in C^{(0)}$?? . Approx. discontin. g using mollifier.

GIVE REF! f is piecewise smooth. Write g as the sum of piecewise smooth functions with each term contributing to only a bounded region of the convolution. ETC. When does sum of continuous functions converge to a continuous function.

Clearly $f, g \in L^1$ so $f * g \in L^1$.

$$\begin{aligned} |(f * g)(x + h) - (f * g)(x)| &= |(f(\cdot + h) * g)(x) - (f * g)(x)| \\ &= |((f(\cdot + h) - f) * g)(x)| \\ &\leq \|f(\cdot + h) - f\|_1 \|g\|_\infty \\ &\leq (\|f(\cdot + h)\|_1 + \|f\|_1) \|g\|_\infty \\ &= 2 \|f\|_1 \|g\|_\infty. \end{aligned}$$

$$\begin{aligned}
 g(h) &= \int |f(z+h) - f(z)| dz = \int \left| f\left(z + \frac{h}{2}\right) - f\left(z - \frac{h}{2}\right) \right| dz. \\
 g(\pi h) &= \int \left| f\left(z + \pi \frac{h}{2}\right) - f\left(z - \pi \frac{h}{2}\right) \right| dz = \int \left| f\left(\pi \zeta + \pi \frac{h}{2}\right) - f\left(\pi \zeta - \pi \frac{h}{2}\right) \right| d\zeta = \\
 &= \int \left| (f\pi)\left(z + \frac{h}{2}\right) - (f\pi)\left(z - \frac{h}{2}\right) \right| dz.
 \end{aligned}$$

Consider first $h \cdot > \mathbf{0}$:

$$\begin{aligned}
 &\int |f(z+h) - f(z)| dz \\
 &= \int_{\mathcal{O}_1} |f(z+h) - f(z)| dz + \int_{(\mathcal{O}_1-h)\setminus\mathcal{O}_1} |f(z+h) - f(z)| dz \\
 &= \int_{\mathcal{O}_1} |f(z+h) - f(z)| dz + \int_{(\mathcal{O}_1-h)\setminus\mathcal{O}_1} |f(z+h)| dz \\
 &= \int_{\mathcal{O}_1} |f(z+h) - f(z)| dz + \int_{\mathcal{O}_1 \setminus (\mathcal{O}_1+h)} |f(z)| dz.
 \end{aligned}$$

But $|f(z)| \leq b^{(0)}e^{-a^{(0)}z}$, $|D_i f(z)| \leq b^{(i)}e^{-a^{(i)}z}$, $z \in \mathcal{O}_1$ so

$$\begin{aligned}
 &\int |f(z+h) - f(z)| dz \\
 &\leq \int_{\mathcal{O}_1} |f(z+h) - f(z)| dz + \int_0^{h_1} \int_{0'}^{\infty'} |f(z)| dz_1 dz' + \int_0^{h_2} \int_{0'}^{\infty'} |f(z)| dz_2 dz' + \dots \\
 &= \dots + \int_0^{h_1} \int_{0'}^{\infty'} b^{(0)}e^{-a^{(0)}z} dz_1 dz' + \int_0^{h_2} \int_{0'}^{\infty'} b^{(0)}e^{-a^{(0)}z} dz_2 dz' + \dots \\
 &= \dots + b^{(0)} \int_0^{h_1} \int_{0'}^{\infty'} e^{-a^{(0)}z} dz_1 dz' + b^{(0)} \int_0^{h_2} \int_{0'}^{\infty'} e^{-a^{(0)}z} dz_2 dz' + \dots \\
 &= \dots + b^{(0)} \left(\int_0^{h_1} e^{-a_1^{(0)}z_1} dz_1 \right) \int_{0'}^{\infty'} e^{-(a^{(0)})'z'} dz' + b^{(0)} \int_0^{h_2} \int_{0'}^{\infty'} e^{-a^{(0)}z} dz_2 dz' + \dots \\
 &< \dots + \frac{b^{(0)}}{a_2^{(0)} \dots a_d^{(0)}} h_1 + \frac{b^{(0)}}{a_1^{(0)} a_3^{(0)} \dots a_d^{(0)}} h_2 + \dots \\
 &= \dots + b^{(0)} a_1^{(0)} h_1 + b^{(0)} a_2^{(0)} h_2 + \dots \\
 &= \dots + b^{(0)} \left(a^{(0)} h \right).
 \end{aligned}$$

Choose the permutation π so that $\pi h = (h', h'')$ where $h' \cdot > 0$ and $h'' \cdot < 0$.

Two cases: h'' empty and not empty.

First integral Split \mathcal{O}_1 into unit cubes $\{\mathcal{C}_\alpha\}_{\alpha \geq 0}$ and use a Taylor series expansion and remainder estimate A.18:

$$\begin{aligned}
 |f(z+h) - f(z)| &\leq \sum_i h_i \int_0^1 |(D_i f)(z+th)| dt \leq \sum_i h_i \int_0^1 \left| \left(b^{(i)} e^{-a^{(i)}z} \right) (z+th) \right| dt = \\
 &= \sum_i h_i b^{(i)} \int_0^1 e^{-a^{(i)}(z+th)} dt \leq \sum_i h_i b^{(i)} e^{-a^{(i)}z} \int_0^1 e^{-ta^{(i)}h} dt \leq \\
 &\leq \sum_i h_i b^{(i)} e^{-a^{(i)}z}.
 \end{aligned}$$

$$\int_{\mathcal{O}_1} |f(z+h) - f(z)| dz \leq \sum_i h_i b^{(i)} \int_{\mathcal{O}_1} e^{-a^{(i)}z} dz = \sum_i h_i \frac{b^{(i)}}{(a^{(i)})^1} = h \left(\frac{b^{(i)}}{(a^{(i)})^1} \right).$$

$\text{supp } f \subseteq \mathcal{O}_1$. Suppose $h \in \mathcal{O}_\theta$. Perhaps $h = \theta \cdot h'$ where $h' \in \mathcal{O}_1$.

$$\int |f(z+h) - f(z)| dz = \int \int |f(z' + h' \cdot \mathbf{1}', z'' - h'' \cdot \mathbf{1}'') - f(z', z'')| dz' dz''.$$

Suppose: $h' \cdot > \mathbf{0}$ and $h'' \cdot < \mathbf{0}$.

??

Case 1 $z' + h' \cdot \mathbf{1}' \in \mathcal{O}_1$ and $z'' - h'' \cdot \mathbf{1}'' \in \mathcal{O}_1$ and $z' \in \mathcal{O}_1$ and $z'' \in \mathcal{O}_1$.

=====

Case 2 $z' + h' \cdot \mathbf{1}' \in \mathcal{O}_1$ and $z'' - h'' \cdot \mathbf{1}'' \in \mathcal{O}_1$ and $z' \notin \mathcal{O}_1$ and $z'' \in \mathcal{O}_1$.

Case 3 $z' + h' \cdot \mathbf{1}' \in \mathcal{O}_1$ and $z'' - h'' \cdot \mathbf{1}'' \in \mathcal{O}_1$ and $z' \in \mathcal{O}_1$ and $z'' \notin \mathcal{O}_1$.

=====

Case 4 $z' + h' \cdot \mathbf{1}' \in \mathcal{O}_1$ and $z'' - h'' \cdot \mathbf{1}'' \notin \mathcal{O}_1$ and $z' \in \mathcal{O}_1$ and $z'' \in \mathcal{O}_1$.

Case 5 $z' + h' \cdot \mathbf{1}' \notin \mathcal{O}_1$ and $z'' - h'' \cdot \mathbf{1}'' \in \mathcal{O}_1$ and $z' \in \mathcal{O}_1$ and $z'' \in \mathcal{O}_1$.

??? FINISH! =====

Want $z \in (\mathcal{O}_1 - \theta \cdot h) \setminus \mathcal{O}_1$, $z \in \mathcal{O}_1 \setminus (\mathcal{O}_1 - \theta \cdot h)$, $z \in (\mathcal{O}_1 - \theta \cdot h) \setminus \mathcal{O}_1 \cap \mathcal{O}_1 \setminus (\mathcal{O}_1 - \theta \cdot h) = \{\}$.

The resultant sum converges since f decreases exponentially at infinity.

Second integral

$$\int_{(\partial \mathcal{O}_1)_{h_+}} |f(z+h) - f(z)| dz = \int_{|z_1| \leq |h_1|} \int_{\mathcal{O}_{1'} - |h_1|} |f(z+h) - f(z)| dz_1 dz' + \dots$$

■

12.4 An extension from an orthant for the $C_0^{(\alpha)}(\overline{\mathcal{O}_\theta})$ spaces.

In this section I first derive Proposition 647 which uses the function $J_\gamma[v_\beta]$ to construct continuous extension $\mathcal{E}_\alpha^1 : C_0^{(\alpha)}(\overline{\mathcal{O}_1}) \rightarrow C_B^{(\alpha)}(\mathbb{R}^d)$ for each $\alpha \geq 1$. Here v has the property described in part 1 of Lemma 659. In Corollary 650 we construct a continuous extension $\mathcal{E}_\alpha^\theta : C_0^{(\alpha)}(\overline{\mathcal{O}_\theta}) \rightarrow C_B^{(\alpha)}(\mathbb{R}^d)$.

The results of this section are not used elsewhere and are not used to construct any of the other extensions in this Chapter.

Proposition 647 *Continuous $C_0^{(\alpha)}(\overline{\mathcal{O}_1})$ extension operator \mathcal{E}_α^1 . Noting part 1 of Lemma 645, for each $\alpha \geq 1$ we associate the operator \mathcal{E}_α^1 defined on $C_0^{(\alpha)}(\overline{\mathcal{O}_1})$ by*

$$\mathcal{E}_\alpha^1 f(x) := \frac{1}{(\alpha-1)!} \sum_{\beta \leq \alpha} \binom{\alpha}{\beta} \int_{\mathcal{O}_1} J_{\alpha-2}[v_\beta](y-x) D^\beta f(y) dy, \quad x \in \mathbb{R}^d. \tag{12.36}$$

Sometimes we will write $\mathcal{E}_\alpha^1[v]$. Then:

1. For each $\alpha \geq 1$, \mathcal{E}_α^1 is a continuous extension from $C_0^{(\alpha)}(\overline{\mathcal{O}_1})$ to $C_B^{(\alpha-1)}(\mathbb{R}^d)$ when these spaces are endowed with their respective supremum norms.

Now suppose v is a function with the property described in part 1 of Lemma 659. Then:

- 2.

$$D^\gamma \mathcal{E}_\alpha^1 f(x) = \frac{(-1)^{|\gamma|}}{(\alpha-1)!} \sum_{\beta \leq \alpha} \binom{\alpha}{\beta} \int (D^\gamma J_{\alpha-2}[v_\beta])(y-x) D^\beta f(y) dy, \quad \gamma \leq \alpha.$$

3. The operator \mathcal{E}_α^1 is a continuous extension from $C_0^{(\alpha)}(\overline{\mathcal{O}_1})$ to $C_B^{(\alpha)}(\mathbb{R}^d)$ when endowed with their respective supremum norms. In fact

$$\max_{\gamma \leq \alpha} \|D^\gamma \mathcal{E}_\alpha^1 f\|_\infty \leq k_{v,\alpha} \max_{\beta \leq \alpha} \|D^\beta f\|_{\infty, \overline{\mathcal{O}_1}},$$

where $k_{v,\alpha}$ is given by 12.46 or equivalently 12.47.

Proof. Part 1 Part 4 of Lemma 640 implies $J_{\alpha-2}[v_\beta] \in L^1$ and clearly $\{D^\beta f\} \in L_0^1 \cap L^\infty$. Hence Young's convolution theorem A.13 implies

$$\mathcal{E}_\alpha^1 f = \frac{(2\pi)^{d/2}}{(\alpha-1)!} \sum_{\beta \leq \alpha} \binom{\alpha}{\beta} J_{\alpha-2}[v_\beta]_- * \{D^\beta f\} \in L^1 \cap L^\infty. \quad (12.37)$$

From part 1 of Lemma 645, if $x \in \overline{\mathcal{O}_1}$,

$$\begin{aligned} \mathcal{E}_\alpha^1 f(x) &= \frac{1}{(\alpha-1)!} \sum_{\beta \leq \alpha} \binom{\alpha}{\beta} \int_{\mathcal{O}_1} J_{\alpha-2}[v_\beta](y-x) D^\beta f(y) dy \\ &= \frac{1}{(\alpha-1)!} \sum_{\beta \leq \alpha} \binom{\alpha}{\beta} \int_{x+\mathcal{O}_1} J_{\alpha-2}[v_\beta](y-x) D^\beta f(y) dy \\ &= f(x). \end{aligned}$$

so \mathcal{E}_α^1 is an extension operator. Define

$$\{D^\beta f\}(x) := \begin{cases} D^\beta f(x), & x \in \overline{\mathcal{O}_1}, \\ 0, & x \notin \overline{\mathcal{O}_1}. \end{cases}$$

and since $J_{\alpha-2}[v_\beta] \in S'$ and $\{D^\beta f\} \in \mathcal{E}'$ we can use the $S' * \mathcal{E}'$ convolution (see, for example, Subsection 2.9.6 of Vladimirov [59]) to write

$$D^\gamma \mathcal{E}_\alpha^1 f = (-1)^{|\gamma|} \frac{(2\pi)^{d/2}}{(\alpha-1)!} \sum_{\beta \leq \alpha} \binom{\alpha}{\beta} (D^\gamma J_{\alpha-2}[v_\beta])_- * \{D^\beta f\}, \quad \forall \gamma. \quad (12.38)$$

Also $J_{\alpha-2}^1[v_\beta]_- \in C^{(0)}(\overline{\mathcal{O}_{-1}})$, $J_{\alpha-2}^1[v_\beta]_- = 0$ on $\mathbb{R}^d \setminus \overline{\mathcal{O}_{-1}}$ and $J_{\alpha-2}^1[v_\beta]_-$ tends to zero exponentially at infinity on $\overline{\mathcal{O}_{-1}}$. Since $\{D^\beta f\}$ can be translated so that its bounded support lies in $\overline{\mathcal{O}_{-1}}$ we can apply Lemma 646 and, since part 6 of Lemma 640 implies $D^\gamma J_{\alpha-2}[v_\beta]$ is PWC^∞ when $\mathbf{0} \leq \gamma \leq \alpha-1$, we can conclude that $D^\gamma \mathcal{E}_\alpha^1 f \in C_B^{(0)}$ when $\mathbf{0} \leq \gamma \leq \alpha-1$ i.e. $\mathcal{E}_\alpha^1 f \in C_B^{(\alpha-1)}$.

We now use part 6 of Definition 684 concerning Young's inequality for convolutions. Here $1/p + 1/q = 1 + 1/r$ with $r = \infty$, $p = 1$, $q = \infty$, so for $\gamma \leq \alpha-1$,

$$D^\gamma \mathcal{E}_\alpha^1 f(x) = \frac{(-1)^{|\gamma|}}{(\alpha-1)!} \sum_{\beta \leq \alpha} \binom{\alpha}{\beta} \int (D^\gamma J_{\alpha-2}[v_\beta])(y-x) D^\beta f(y) dy, \quad \gamma \leq \alpha-1, \quad (12.39)$$

and

$$\begin{aligned} \|D^\gamma \mathcal{E}_\alpha^1 f\|_{\infty, \mathbb{R}^d} &\leq \frac{1}{(\alpha-1)!} \sum_{\beta \leq \alpha} \binom{\alpha}{\beta} \left\| (D^\gamma J_{\alpha-2}[v_\beta])_- \right\|_1 \|\{D^\beta f\}\|_\infty \\ &= \frac{1}{(\alpha-1)!} \sum_{\beta \leq \alpha} \binom{\alpha}{\beta} \|D^\gamma J_{\alpha-2}[v_\beta]\|_1 \|D^\beta f\|_{\infty, \mathcal{O}_1} \\ &\leq \frac{1}{(\alpha-1)!} \left(\sum_{\beta \leq \alpha} \binom{\alpha}{\beta} \|D^\gamma J_{\alpha-2}[v_\beta]\|_1 \right) \max_{\beta \leq \alpha} \|D^\beta f\|_{\infty, \mathcal{O}_1}, \end{aligned} \quad (12.40)$$

and the L^1 estimate of part 4 of Lemma 640 implies that $\|D^\gamma \mathcal{E}_\alpha^1 f\|_{\infty, \mathbb{R}^d} < \infty$. Thus

$$\mathcal{E}_\alpha^1 f \in C_B^{(\alpha-1)}, \quad f \in C_0^{(\alpha)}(\mathcal{O}_1), \quad (12.41)$$

and

$$\max_{\gamma \leq \alpha-1} \|D^\gamma \mathcal{E}_\alpha^1 f\|_{\infty, \mathbb{R}^d} \leq \frac{1}{(\alpha-1)!} \left(\max_{\gamma \leq \alpha-1} \sum_{\beta \leq \alpha} \binom{\alpha}{\beta} \|D^\gamma J_{\alpha-2}[v_\beta]\|_1 \right) \max_{\beta \leq \alpha} \|D^\beta f\|_{\infty, \mathcal{O}_1}, \quad (12.42)$$

which confirms that $\mathcal{E}_\alpha^1 : C_0^{(\alpha)}(\mathcal{O}_1) \rightarrow C_B^{(\alpha-1)}(\mathbb{R}^d)$ is continuous.

Parts 2 and 3 To have $\mathcal{E}_\alpha^1 f \in C_B^{(\alpha)}$ we will assume that the function σ used to define $J_{\alpha-2}$ is a tensor product. From 12.38,

$$D^\gamma \mathcal{E}_\alpha^1 f = \frac{(-1)^{|\alpha|(2\pi)^{d/2}}}{(\alpha-1)!} \sum_{\beta \leq \alpha} \binom{\alpha}{\beta} D^\gamma (J_{\alpha-2} [v_\beta])_- * \{D^\beta f\}, \quad \forall \gamma,$$

and from part 1 we know that $\mathcal{E}_\alpha^1 f \in C_B^{(\alpha-1)}$. So we must prove that $D^\gamma \mathcal{E}_\alpha^1 f \in C_B^{(0)}$ when $\alpha - 1 < \gamma \leq \alpha$. Hence Lemma 660 implies $D^\gamma J_{\alpha-2} [v_\beta] \in PWC^\infty(\mathbb{R}^d)$ when $\beta, \gamma \leq \alpha$ and since $D^\gamma J_{\alpha-2} [v_\beta]$ is exponentially decreasing at infinity we have $D^\gamma J_{\alpha-2} [v_\beta] \in L^1$. Young's convolution theorem (part 6 of Definition 684) and 12.39 now imply that

$$D^\gamma \mathcal{E}_\alpha^1 f = \frac{(-1)^{|\gamma|}}{(\alpha-1)!} \sum_{\beta \leq \alpha} \binom{\alpha}{\beta} \int (D^\gamma J_{\alpha-2} [v_\beta]) (y-x) D^\beta f(y) dy, \quad \gamma \leq \alpha,$$

and

$$\begin{aligned} \|D^\gamma \mathcal{E}_\alpha^1 f\|_\infty &\leq \frac{1}{(\alpha-1)!} \sum_{\beta \leq \alpha} \binom{\alpha}{\beta} \|D^\gamma (J_{\alpha-2} [v_\beta])_-\|_1 \|D^\beta f\|_{\infty, \mathcal{O}_1} \\ &= \frac{1}{(\alpha-1)!} \sum_{\beta \leq \alpha} \binom{\alpha}{\beta} \|D^\gamma J_{\alpha-2} [v_\beta]\|_1 \|D^\beta f\|_{\infty, \mathcal{O}_1} \\ &\leq \frac{1}{(\alpha-1)!} \left(\sum_{\beta \leq \alpha} \binom{\alpha}{\beta} \|D^\gamma J_{\alpha-2} [v_\beta]\|_1 \right) \max_{\beta \leq \alpha} \|D^\beta f\|_{\infty, \mathcal{O}_1} \\ &< \infty. \end{aligned} \tag{12.43}$$

Thus $D^\gamma \mathcal{E}_\alpha^1 f \in C_B^{(0)}$ and we can conclude that $\mathcal{E}_\alpha^1 f \in C_B^{(\alpha)}$. Finally, 12.43 yields

$$\begin{aligned} \max_{\gamma \leq \alpha} \|D^\gamma \mathcal{E}_\alpha^1 f\|_\infty &\leq \frac{1}{(\alpha-1)!} \max_{\gamma \leq \alpha} \left(\sum_{\beta \leq \alpha} \binom{\alpha}{\beta} \|D^\gamma J_{\alpha-2} [v_\beta]\|_1 \right) \max_{\beta \leq \alpha} \|D^\beta f\|_{\infty, \mathcal{O}_1} \\ &= \frac{1}{(\alpha-1)!} \max_{\gamma \leq \alpha} \left(\sum_{\beta \leq \alpha} \binom{\alpha}{\beta} \|D^\gamma J_{\alpha-2} [v_\beta]\|_{1, \mathcal{O}_1} \right) \max_{\beta \leq \alpha} \|D^\beta f\|_{\infty, \mathcal{O}_1}. \end{aligned} \tag{12.44}$$

Thus \mathcal{E}_α^1 is a continuous extension from $C_0^{(\alpha)}(\overline{\mathcal{O}_1})$ to $C_B^{(\alpha)}(\mathbb{R}^d)$ under the supremum norm. Now, from ??,

$$\|D^\gamma J_{\alpha-2} [v_\beta]\|_{1, \mathcal{O}_1} \leq \left\| \frac{v_\beta(x)}{x^\gamma} \right\|_1 \int_{\mathcal{O}_1} q_\gamma^{\alpha-2}(y) e^{-y\mathbf{1}} dy = \left\| \frac{x^\beta v(x)}{x^\gamma} \right\|_1 \int_{\mathcal{O}_1} q_\gamma^{\alpha-2}(y) e^{-y\mathbf{1}} dy,$$

so that

$$\begin{aligned} \sum_{\beta \leq \alpha} \binom{\alpha}{\beta} \|D^\gamma J_{\alpha-2} [v_\beta]\|_{1, \mathcal{O}_1} &\leq \sum_{\beta \leq \alpha} \binom{\alpha}{\beta} \left\| \frac{x^\beta v(x)}{x^\gamma} \right\|_1 \int_{\mathcal{O}_1} q_\gamma^{\alpha-2}(y) e^{-y\mathbf{1}} dy \\ &= \sum_{\beta \leq \alpha} \binom{\alpha}{\beta} \int \frac{x^\beta |v(x)|}{|x^\gamma|} dx \int_{\mathcal{O}_1} q_\gamma^{\alpha-2}(y) e^{-y\mathbf{1}} dy \\ &= \int_a^b \frac{(1+x)^\alpha |v(x)|}{x^\gamma} dx \int_{\mathcal{O}_1} q_\gamma^{\alpha-2}(y) e^{-y\mathbf{1}} dy. \end{aligned}$$

From part 4 of Lemma 640,

$$\int_0^\infty q_{\gamma_i}^{\delta_i}(t) e^{-t} dt = (\delta_i + 1)! \times \begin{cases} 2^{\gamma_i}, & \gamma_i \leq \delta_i + 1, \\ \sum_{k=0}^{\delta_i+1} \binom{\gamma_i}{k}, & \gamma_i \geq \delta_i + 2, \end{cases}$$

so that

$$\int_0^\infty q_{\gamma_i}^{\alpha_i-2}(t) e^{-t} dt = (\alpha_i - 1)! \times \begin{cases} 2^{\gamma_i}, & \gamma_i \leq \alpha_i - 1, \\ \sum_{k=0}^{\alpha_i-1} \binom{\gamma_i}{k}, & \gamma_i \geq \alpha_i, \end{cases}$$

and hence

$$\int_0^\infty q_{\gamma_i}^{\alpha_i-2}(t) e^{-t} dt = (\alpha_i - 1)! \times \begin{cases} 2^{\gamma_i}, & \gamma_i \leq \alpha_i - 1, \\ 2^{\gamma_i} - 1, & \gamma_i = \alpha_i, \end{cases}$$

which implies

$$\int_0^\infty q_{\gamma_i}^{\alpha_i-2}(t) e^{-t} dt \leq (\alpha_i - 1)! 2^{\gamma_i}, \quad \gamma_i \leq \alpha_i. \tag{12.45}$$

The estimate 12.44 can now be written

$$\max_{\gamma \leq \alpha} \|D^\gamma \mathcal{E}_\alpha^1 f\|_\infty \leq k_{v,\alpha} \max_{\beta \leq \alpha} \|D^\beta f\|_{\infty, \overline{\mathcal{O}_1}},$$

where

$$k_{v,\alpha} = \max_{\gamma \leq \alpha} \left(\int_a^b \frac{(1+x)^\alpha}{(x/2)^\gamma} |v(x)| dx \right) \tag{12.46}$$

$$\begin{aligned} &= \max_{\gamma \leq \alpha} \left(\prod_{i=1}^d \int_{a_i}^{b_i} \frac{(1+x_i)^{\alpha_i}}{(x_i/2)^{\gamma_i}} |v_i(x_i)| dx_i \right) \\ &= \prod_{i=1}^d \left(\max_{\gamma_i \leq \alpha_i} \int_{a_i}^{b_i} \frac{(1+x_i)^{\alpha_i}}{(x_i/2)^{\gamma_i}} |v_i(x_i)| dx_i \right) \\ &= \prod_{i=1}^d \left(\max_{\substack{k=0 \\ k \leq \alpha_i}} \int_{a_i}^{b_i} \frac{(1+t)^{\alpha_i}}{(t/2)^k} |v_i(t)| dt \right). \end{aligned} \tag{12.47}$$

■

Remark 648 Suppose $\alpha \geq 1$. Then from part 4 of Lemma 650,

$$D^\gamma (\mathcal{E}_\alpha^1[v] f)(x) = \frac{(-1)^{|\gamma|}}{(\alpha-1)!} \sum_{\beta \leq \alpha} \binom{\alpha}{\beta} \int_{\mathcal{O}_1} (D^\gamma J_{\alpha-2}^1[v_\beta])(y-x) D^\beta f(y) dy,$$

and from part 5 of Lemma 640,

$$\begin{aligned} D^\gamma J_{\alpha-2}^1[v_\beta](z) &= \frac{1}{z^\gamma} \sum_{\beta \leq \alpha-1} (p_\gamma^{\alpha-2})_\beta J_{\beta+\gamma-1}^1[v_\beta](z) \\ &= \sum_{\beta \leq \alpha-1} (p_\gamma^{\alpha-2})_\beta z^\beta \frac{J_{\beta+\gamma-1}^1[v_\beta](z)}{z^{\beta+\gamma}}, \quad \gamma \leq \alpha - 1, \end{aligned}$$

where $\frac{J_{\beta+\gamma-1}^1[v_\beta](z)}{z^{\beta+\gamma}} \in C^\infty(\overline{\mathcal{O}_1})$.

Using the equations and definitions of part 1 of Lemma 645 we now generalize Proposition 647 by defining an extension from an arbitrary orthant.

Definition 649 By definition, $f \in C_0^{(\alpha)}(\overline{\mathcal{O}_\theta})$ iff $f(\theta.) \in C_0^{(\alpha)}(\overline{\mathcal{O}_1})$ and $v \in L_0^1(\mathcal{O}_\theta)$ iff $v(\theta.) \in L_0^1(\mathcal{O}_1)$ so noting the formula 12.36 for $\mathcal{E}_\alpha^1 = \mathcal{E}_\alpha$ we define $\mathcal{E}_\alpha^\theta = \mathcal{E}_\alpha^\theta[v]$ by

$$(\mathcal{E}_\alpha^\theta[v] f)(x) := (\mathcal{E}_\alpha^1[v(\theta.)] f(\theta.))(\theta.x), \tag{12.48}$$

and noting 12.37 it can be described by the following commutative diagram

$$\left. \begin{array}{ccc} C_0^{(\alpha)}(\overline{\mathcal{O}_1}) & \xrightarrow{\mathcal{E}_\alpha^1[v(\theta.)]} & L^1 \cap L^\infty \\ \uparrow & & \downarrow \\ \uparrow \theta. & & \downarrow \theta. \\ \uparrow & & \downarrow \\ C_0^{(\alpha)}(\overline{\mathcal{O}_\theta}) & \xrightarrow{\mathcal{E}_\alpha^\theta[v]} & L^1 \cap L^\infty \end{array} \right\} \tag{12.49}$$

because the operators $\theta. : C_0^{(\alpha)}(\overline{\mathcal{O}_\theta}) \rightarrow C_0^{(\alpha)}(\overline{\mathcal{O}_1})$ and $\theta. : L^1 \rightarrow L^1 \cap L^\infty$ are both isomorphisms. Further, noting part 4 of topology Definition 680, if $\text{supp } v \subset R[c, d] \subset \mathcal{O}_\theta$ and $c. < d$ then

$$\left. \begin{aligned} \text{supp } v(\theta.) &= \theta. \text{supp } v \subset \theta. R[c, d] = R[\theta.c, \theta.d] = \\ &= R[\min(\theta.c, \theta.d), \max(\theta.c, \theta.d)] \subset \mathcal{O}_1. \end{aligned} \right\} \tag{12.50}$$

We now show that $\mathcal{E}_\alpha^\theta$ is a continuous extension operator from $C_0^{(\alpha)}(\overline{\mathcal{O}_\theta})$ to $C_B^{(\alpha)}(\mathbb{R}^d)$.

Corollary 650 Properties of $\mathcal{E}_\alpha^\theta$. Noting part 1 of Lemma 645 we have:

1. For $f \in C_0^{(\alpha)}(\overline{\mathcal{O}_\theta})$ and $\alpha \geq -1$:

$$\mathcal{E}_\alpha^\theta f(x) := \frac{1}{(\alpha-1)!} \sum_{\beta \leq \alpha} \binom{\alpha}{\beta} \int_{\mathcal{O}_\theta} J_{\alpha-2}^\theta[v_\beta](y-x) D^\beta f(y) dy, \quad x \in \mathbb{R}^d.$$

2. For each $\alpha \geq 1$, $\mathcal{E}_\alpha^\theta$ is a continuous extension from $C_0^{(\alpha)}(\overline{\mathcal{O}_\theta})$ to $C_B^{(\alpha-1)}(\mathbb{R}^d)$ when these spaces are endowed with their respective supremum norms. We have the continuous commutative diagram:

$$\begin{array}{ccc} C_0^{(\alpha)}(\overline{\mathcal{O}_1}) & \xrightarrow{\mathcal{E}_\alpha^1[v(\theta.)]} & C_B^{(\alpha-1)}(\mathbb{R}^d) \\ \uparrow & & \downarrow \\ \uparrow \theta. & & \downarrow \theta. \\ C_0^{(\alpha)}(\overline{\mathcal{O}_\theta}) & \xrightarrow{\mathcal{E}_\alpha^\theta[v]} & C_B^{(\alpha-1)}(\mathbb{R}^d) \end{array}$$

3. ?? FIX!

4. For $\gamma \leq \alpha$,

$$D^\gamma(\mathcal{E}_\alpha^\theta[v]f)(x) = \frac{(-1)^{|\gamma|}}{(\alpha-1)!} \sum_{\beta \leq \alpha} \binom{\alpha}{\beta} \int_{\mathcal{O}_\theta} (D^\gamma J_{\alpha-2}^\theta[v_\beta])(y-x) D^\beta f(y) dy.$$

5. If v is a function with the property described in part 3 then $\mathcal{E}_\alpha^\theta$ is a continuous extension from $C_0^{(\alpha)}(\overline{\mathcal{O}_\theta})$ to $C_B^{(\alpha)}(\mathbb{R}^d)$ under the supremum norm. In fact, if $\text{supp } v \subset R[c, d] \subset \mathcal{O}_\theta$ with $c. < d$ then

$$\begin{aligned} &\max_{\gamma \leq \alpha} \|D^\gamma \mathcal{E}_\alpha^\theta f\|_\infty \\ &\leq \max_{\gamma \leq \alpha} \left(\frac{2}{\min(\theta.c, \theta.d)} \right)^\gamma \left(\int_c^d (1 + \theta.z)^\alpha |v(z)| dz \right) \max_{\beta \leq \alpha} \|D^\beta f\|_{\infty, \overline{\mathcal{O}_\theta}}, \end{aligned}$$

and we have the continuous commutative diagram:

$$\begin{array}{ccc} C_0^{(\alpha)}(\overline{\mathcal{O}_1}) & \xrightarrow{\mathcal{E}_\alpha^1[v(\theta.)]} & C_B^{(\alpha)}(\mathbb{R}^d) \\ \uparrow & & \downarrow \\ \uparrow \theta. & & \downarrow \theta. \\ C_0^{(\alpha)}(\overline{\mathcal{O}_\theta}) & \xrightarrow{\mathcal{E}_\alpha^\theta[v]} & C_B^{(\alpha)}(\mathbb{R}^d) \end{array}$$

6. If v is a function with the property described in part 3 then $D^\gamma(\mathcal{E}_\alpha^\theta[v]f) \in L^1 \forall \gamma \leq \alpha$. Further

$$\|D^\gamma(\mathcal{E}_\alpha^\theta[v]f)\|_1 = \|D^\gamma(\mathcal{E}_\alpha^\theta[v]f)\|_{1, \mathcal{O}_\theta},$$

and the upper bound given in part 5 of Lemma 645 applies.

Now we consider the behavior of $\mathcal{E}_\alpha^\theta[v]f$ at infinity:

7. At infinity $\mathcal{E}_\alpha^\theta f$ is a rapidly decreasing function and for all $\mu > 0$,

$$(1 + |x|)^\mu |\mathcal{E}_\alpha^\theta f(x)| \leq \frac{1}{(\alpha-1)!} \sum_{\beta \leq \alpha} \binom{\alpha}{\beta} \|(1 + |\cdot|)^\mu J_{\alpha-2}^\theta [v_\beta]\|_{1, \overline{\mathcal{O}_\theta}} \|(1 + |\cdot|)^\mu D^\beta f\|_{\infty, \overline{\mathcal{O}_\theta}}.$$

In fact, $\mathcal{E}_\alpha^\theta f$ decreases exponentially at infinity:

8. Suppose $\text{supp } v \subset R[c, d] \subset \mathcal{O}_\theta$ with $c. < d.$ Then for any real $0 < s < 1$ there exists real $C_{s, f, \alpha} > 0$ given by 12.55 such that

$$|\mathcal{E}_\alpha^\theta f(x)| \leq C_{s, f, \alpha} e^{-\frac{s}{\max\{\theta \cdot c, \theta \cdot d\}} x_+}, \quad x \in \mathbb{R}^d, \quad f \in C_0^{(\alpha)}(\overline{\mathcal{O}_\theta}).$$

Here $x_+ = (|x_i|)$ and $C_{s, f, \alpha}$ is independent of $x \in \mathbb{R}^d$.

Proof. Part 1 Using formula 12.36 for the action of \mathcal{E}_α^1 , i.e.

$$\mathcal{E}_\alpha^1 f(x) := \frac{1}{(\alpha-1)!} \sum_{\beta \leq \alpha} \binom{\alpha}{\beta} \int_{\mathcal{O}_1} J_{\alpha-2} [v_\beta](y-x) D^\beta f(y) dy, \quad x \in \mathbb{R}^d,$$

we calculate

$$\begin{aligned} (\mathcal{E}_\alpha^\theta [v] f)(x) &= (\mathcal{E}_\alpha^1 [v(\theta \cdot)] f(\theta \cdot))(\theta \cdot x) \\ &= \frac{1}{(\alpha-1)!} \sum_{\beta \leq \alpha} \binom{\alpha}{\beta} \int_{\mathcal{O}_1} J_{\alpha-2} [(v(\theta \cdot))_\beta](y - \theta \cdot x) D^\beta (f(\theta \cdot))(y) dy \\ &= \frac{1}{(\alpha-1)!} \sum_{\beta \leq \alpha} \binom{\alpha}{\beta} \int_{\mathcal{O}_1} J_{\alpha-2} [(v(\theta \cdot))_\beta](y - \theta \cdot x) \theta^\beta (D^\beta f)(\theta \cdot y) dy \\ &= \frac{1}{(\alpha-1)!} \sum_{\beta \leq \alpha} \binom{\alpha}{\beta} \int_{\mathcal{O}_\theta} \theta^\beta J_{\alpha-2} [(v(\theta \cdot))_\beta](\theta \cdot y - \theta \cdot x) D^\beta f(y) dy \\ &= \frac{1}{(\alpha-1)!} \sum_{\beta \leq \alpha} \binom{\alpha}{\beta} \int_{\mathcal{O}_\theta} \theta^\beta J_{\alpha-2} [(v(\theta \cdot))_\beta](\theta \cdot y - \theta \cdot x) D^\beta f(y) dy, \end{aligned}$$

but from 12.25,

$$J_\lambda^\theta [v_\beta](z) := \theta^\beta J_\lambda [(v(\theta \cdot))_\beta](\theta \cdot z), \quad \lambda \geq -1,$$

so that

$$(\mathcal{E}_\alpha^\theta [v] f)(x) = \frac{1}{(\alpha-1)!} \sum_{\beta \leq \alpha} \binom{\alpha}{\beta} \int_{\mathcal{O}_\theta} J_{\alpha-2}^\theta [v_\beta](y-x) D^\beta f(y) dy,$$

as claimed.

Part 2 The operators $\theta. : C_0^{(\alpha-1)}(\overline{\mathcal{O}_\theta}) \rightarrow C_0^{(\alpha-1)}(\overline{\mathcal{O}_1})$ and $\theta. : C_B^{(\alpha-1)}(\mathbb{R}^d) \rightarrow C_B^{(\alpha-1)}(\mathbb{R}^d)$ are both isometric isomorphisms so it is clear from Proposition 647 that $\mathcal{E}_\alpha^\theta [v] : C_0^{(\alpha)}(\overline{\mathcal{O}_\theta}) \rightarrow C_B^{(\alpha-1)}(\mathbb{R}^d)$ is continuous.

Part ???3

Part ???4 From the definition of $\mathcal{E}_\alpha^\theta$,

$$D^\gamma (\mathcal{E}_\alpha^\theta [v] f)(x) = \theta^\gamma D^\gamma \{ \mathcal{E}_\alpha^1 [v(\theta \cdot)] f(\theta \cdot) \}(\theta \cdot x), \quad (12.51)$$

and from part 3 of Proposition 647,

$$D^\gamma \mathcal{E}_\alpha^1 f(x) = \frac{(-1)^{|\gamma|}}{(\alpha-1)!} \sum_{\beta \leq \alpha} \binom{\alpha}{\beta} \int (D^\gamma J_{\alpha-2} [v_\beta])(y-x) D^\beta f(y) dy, \quad \gamma \leq \alpha.$$

Thus

$$\begin{aligned}
 D^\gamma (\mathcal{E}_\alpha^\theta f) (x) &= \theta^\gamma \left(\frac{(-1)^{|\gamma|}}{(\alpha-1)!} \sum_{\beta \leq \alpha} \binom{\alpha}{\beta} \int (D^\gamma J_{\alpha-2} [(v(\theta.))_\beta]) (y-x) D^\beta (f(\theta.)) (y) dy \right) (\theta.x) \\
 &= \left(\frac{(-1)^{|\gamma|}}{(\alpha-1)!} \sum_{\beta \leq \alpha} \binom{\alpha}{\beta} \int \theta^{\gamma+\beta} (D^\gamma J_{\alpha-2} [(v(\theta.))_\beta]) (y-x) (D^\beta f) (\theta.y) dy \right) (\theta.x) \\
 &= \frac{(-1)^{|\gamma|}}{(\alpha-1)!} \sum_{\beta \leq \alpha} \binom{\alpha}{\beta} \int \theta^{\gamma+\beta} (D^\gamma J_{\alpha-2} [(v(\theta.))_\beta]) (y-\theta.x) (D^\beta f) (\theta.y) dy \\
 &= \frac{(-1)^{|\gamma|}}{(\alpha-1)!} \sum_{\beta \leq \alpha} \binom{\alpha}{\beta} \int \theta^{\gamma+\beta} (D^\gamma J_{\alpha-2} [(v(\theta.))_\beta]) (\theta.z-\theta.x) D^\beta f (z) dz \\
 &= \frac{(-1)^{|\gamma|}}{(\alpha-1)!} \sum_{\beta \leq \alpha} \binom{\alpha}{\beta} \int \theta^{\gamma+\beta} (D^\gamma J_{\alpha-2} [(v(\theta.))_\beta]) (\theta.(z-x)) D^\beta f (z) dz,
 \end{aligned}$$

but from 12.25,

$$J_{\alpha-2}^\theta [v_\beta] (z) := \theta^\beta J_{\alpha-2} [(v(\theta.))_\beta] (\theta.z), \quad \lambda \geq -1,$$

so

$$D^\gamma J_{\alpha-2}^\theta [v_\beta] (z) := \theta^{\beta+\gamma} D^\gamma (J_{\alpha-2} [(v(\theta.))_\beta]) (\theta.z),$$

and hence

$$D^\gamma (\mathcal{E}_\alpha^\theta [v] f) (x) = \frac{(-1)^{|\gamma|}}{(\alpha-1)!} \sum_{\beta \leq \alpha} \binom{\alpha}{\beta} \int (D^\gamma J_{\alpha-2}^\theta [v_\beta]) (y-x) D^\beta f (y) dy.$$

Part ??5 We begin with the inequality of part 4 of Proposition 647 i.e. if $\text{supp } v \subseteq R[a, b] \subset \mathcal{O}_1$ where $a. < b$ then

$$\max_{\gamma \leq \alpha} \|D^\gamma \mathcal{E}_\alpha^1 f\|_\infty \leq \max_{\gamma \leq \alpha} \left(\frac{2}{a}\right)^\gamma \left(\int_a^b (1+x)^\alpha |v(x)| dx\right) \max_{\beta \leq \alpha} \|D^\beta f\|_{\infty, \mathcal{O}_1}.$$

From 12.51,

$$D^\gamma (\mathcal{E}_\alpha^\theta [v] f) (x) = \theta^\gamma D^\gamma \{ \mathcal{E}_\alpha^1 [v(\theta.)] f(\theta.) \} (\theta.x),$$

where $\text{supp } v \subseteq R[c, d] \subset \mathcal{O}_\theta$ and $c. < d$. But from 12.50, $\text{supp } v(\theta.) \subseteq R[\theta.c, \theta.d] = R[a, b] \subset \mathcal{O}_1$ where $a := \min(\theta.c, \theta.d)$ and $b := \max(\theta.c, \theta.d)$ uniquely satisfy $a. < b$, so that

$$\begin{aligned} & \max_{\gamma \leq \alpha} \|D^\gamma \mathcal{E}_\alpha^\theta[v] f\|_\infty \\ &= \max_{\gamma \leq \alpha} \|\theta^\gamma D^\gamma \{\mathcal{E}_\alpha^1[v(\theta.)] f(\theta.)\}(\theta.x)\|_\infty \\ &= \max_{\gamma \leq \alpha} \|D^\gamma \{\mathcal{E}_\alpha^1[v(\theta.)] f(\theta.)\}\|_\infty \\ &\leq \max_{\gamma \leq \alpha} \left(\frac{2}{a}\right)^\gamma \left(\int_a^b (1+x)^\alpha |v(\theta.x)| dx\right) \max_{\beta \leq \alpha} \|D^\beta(f(\theta.))\|_{\infty, \mathcal{O}_1} \\ &= \max_{\gamma \leq \alpha} \left(\frac{2}{a}\right)^\gamma \left(\int_a^b (1+x)^\alpha |v(\theta.x)| dx\right) \max_{\beta \leq \alpha} \|\theta^\beta (D^\beta f)(\theta.)\|_{\infty, \mathcal{O}_1} \\ &= \max_{\gamma \leq \alpha} \left(\frac{2}{a}\right)^\gamma \left(\int_a^b (1+x)^\alpha |v(\theta.x)| dx\right) \max_{\beta \leq \alpha} \|(D^\beta f)(\theta.)\|_{\infty, \mathcal{O}_1} \\ &= \max_{\gamma \leq \alpha} \left(\frac{2}{a}\right)^\gamma \left(\int_a^b (1+x)^\alpha |v(\theta.x)| dx\right) \max_{\beta \leq \alpha} \|D^\beta f\|_{\infty, \mathcal{O}_\theta} \\ &= \max_{\gamma \leq \alpha} \left(\frac{2}{\min(\theta.c, \theta.d)}\right)^\gamma \left(\int_c^d (1+x)^\alpha |v(\theta.x)| dx\right) \max_{\beta \leq \alpha} \|D^\beta f\|_{\infty, \mathcal{O}_\theta} \\ &= \max_{\gamma \leq \alpha} \left(\frac{2}{\min(\theta.c, \theta.d)}\right)^\gamma \left(\int_c^d (1+\theta.z)^\alpha |v(z)| dz\right) \max_{\beta \leq \alpha} \|D^\beta f\|_{\infty, \mathcal{O}_\theta}, \end{aligned}$$

where the last step used the fact that Definition 680 implies $R[\theta.a, \theta.b] = R[c, d]$, and as a consequence the change of variables

$$\int_a^b (1+x)^\alpha |v(\theta.x)| dx = \int_c^d (1+\theta.z)^\alpha |v(z)| dz,$$

is valid.

Part ??6 ?? FINISH!

Part ??7 From part 1

$$|\mathcal{E}_\alpha^\theta f(x)| \leq \frac{1}{(\alpha-1)!} \sum_{\beta \leq \alpha} \binom{\alpha}{\beta} \int_{\mathcal{O}_\theta} |J_{\alpha-2}^\theta[v_\beta](y-x)| |D^\beta f(y)| dy.$$

Using Peetre's inequality 6.44: for any $\mu > 0$,

$$\begin{aligned} (1+|x|)^\mu |\mathcal{E}_\alpha^\theta f(x)| &\leq \frac{1}{(\alpha-1)!} \sum_{\beta \leq \alpha} \binom{\alpha}{\beta} \int_{\mathcal{O}_\theta} (1+|x|)^\mu |J_{\alpha-2}^\theta[v_\beta](y-x)| |D^\beta f(y)| dy \\ &= \frac{1}{(\alpha-1)!} \sum_{\beta \leq \alpha} \binom{\alpha}{\beta} \int_{\mathcal{O}_\theta} \frac{(1+|x|)^\mu}{(1+|y|)^\mu} |J_{\alpha-2}^\theta[v_\beta](y-x)| (1+|y|)^\mu |D^\beta f(y)| dy \\ &\leq \frac{1}{(\alpha-1)!} \sum_{\beta \leq \alpha} \binom{\alpha}{\beta} \int_{\mathcal{O}_\theta} (1+|y-x|)^\mu |J_{\alpha-2}^\theta[v_\beta](y-x)| (1+|y|)^\mu |D^\beta f(y)| dy \\ &\leq \frac{1}{(\alpha-1)!} \sum_{\beta \leq \alpha} \binom{\alpha}{\beta} \|(1+|\cdot|)^\mu J_{\alpha-2}^\theta[v_\beta]\|_1 \|(1+|\cdot|)^\mu D^\beta f\|_\infty \\ &= \frac{1}{(\alpha-1)!} \sum_{\beta \leq \alpha} \binom{\alpha}{\beta} \|(1+|\cdot|)^\mu J_{\alpha-2}^\theta[v_\beta]\|_{1, \overline{\mathcal{O}_\theta}} \|(1+|\cdot|)^\mu D^\beta f\|_{\infty, \overline{\mathcal{O}_\theta}} \\ &< \infty, \end{aligned}$$

where the last inequality follows from the fact that $f \in C_0^{(\alpha)}(\overline{\mathcal{O}_\theta})$ and 12.12 implies $J_{\alpha-2}^\theta[v_\beta]$ decreases exponentially at infinity.

Part ??? Suppose $x \in \mathcal{O}_\omega$ and $\omega \neq \theta$.

$$\begin{aligned}
 e^{px} |\mathcal{E}_\alpha^\theta f(x)| &\leq \frac{1}{(\alpha-1)!} \sum_{\beta \leq \alpha} \binom{\alpha}{\beta} \int_{\mathcal{O}_\theta} e^{px} J_{\alpha-2}^\theta [v_\beta](y-x) D^\beta f(y) dy \\
 &= \frac{1}{(\alpha-1)!} \sum_{\beta \leq \alpha} \binom{\alpha}{\beta} \int e^{p(x-y)} |J_{\alpha-2}^\theta [v_\beta](y-x)| e^{py} |D^\beta f(y)| dy \\
 &= \frac{1}{(\alpha-1)!} \sum_{\beta \leq \alpha} \binom{\alpha}{\beta} \int e^{p(x-y)} |J_{\alpha-2}^\theta [v_\beta]_-(x-y)| e^{py} |D^\beta f(y)| dy \\
 &\Rightarrow \text{Young's} \Rightarrow \\
 &\leq \frac{1}{(\alpha-1)!} \sum_{\beta \leq \alpha} \binom{\alpha}{\beta} \left\| e^{pz} J_{\alpha-2}^\theta [v_\beta]_- \right\|_\infty \|e^{py} D^\beta f(y)\|_1 \\
 &= \frac{1}{(\alpha-1)!} \sum_{\beta \leq \alpha} \binom{\alpha}{\beta} \|e^{-pz} J_{\alpha-2}^\theta [v_\beta]\|_\infty \|e^{py} D^\beta f(y)\|_{1, \mathcal{O}_\theta} \\
 &= \frac{1}{(\alpha-1)!} \sum_{\beta \leq \alpha} \binom{\alpha}{\beta} \|e^{-pz} J_{\alpha-2}^\theta [v_\beta]\|_{\infty, \mathcal{O}_\theta} \|e^{py} D^\beta f(y)\|_{1, \mathcal{O}_\theta},
 \end{aligned}$$

but from 12.26,

$$|J_\delta^\theta [v_\beta](z)| \leq \left\| \frac{v_\beta}{x^{\mathbf{1}}} \right\|_1 q_0^\delta \left(\frac{\theta \cdot z}{\min\{\theta \cdot c, \theta \cdot d\}} \right) e^{-\frac{\theta z}{\max\{\theta \cdot c, \theta \cdot d\}}}, \quad z \in \mathcal{O}_\theta,$$

so for any $x \in \mathbb{R}^d$,

$$\begin{aligned}
 e^{px} |\mathcal{E}_\alpha^\theta f(x)| &\leq \frac{1}{(\alpha-1)!} \sum_{\beta \leq \alpha} \binom{\alpha}{\beta} \left\| e^{-pz} \left\| \frac{v_\beta}{x^{\mathbf{1}}} \right\|_1 q_0^{\alpha-2} \left(\frac{\theta \cdot z}{\min\{\theta \cdot c, \theta \cdot d\}} \right) e^{-\frac{\theta z}{\max\{\theta \cdot c, \theta \cdot d\}}} \right\|_{\infty, \mathcal{O}_\theta} \|e^{py} D^\beta f(y)\|_{1, \mathcal{O}_\theta} \\
 &= \frac{1}{(\alpha-1)!} \sum_{\beta \leq \alpha} \binom{\alpha}{\beta} \left\| \frac{v_\beta}{x^{\mathbf{1}}} \right\|_1 \left\| q_0^{\alpha-2} \left(\frac{\theta \cdot z}{\min\{\theta \cdot c, \theta \cdot d\}} \right) e^{-pz} e^{-\frac{\theta z}{\max\{\theta \cdot c, \theta \cdot d\}}} \right\|_{\infty, \mathcal{O}_\theta} \|e^{py} D^\beta f(y)\|_{1, \mathcal{O}_\theta} \\
 &= \frac{1}{(\alpha-1)!} \sum_{\beta \leq \alpha} \binom{\alpha}{\beta} \left\| \frac{v_\beta}{x^{\mathbf{1}}} \right\|_1 \left\| q_0^{\alpha-2} \left(\frac{y}{\min\{\theta \cdot c, \theta \cdot d\}} \right) e^{-p \cdot \theta \cdot y} e^{-\frac{1y}{\max\{\theta \cdot c, \theta \cdot d\}}} \right\|_{\infty, \mathcal{O}_1} \|e^{py} D^\beta f(y)\|_{1, \mathcal{O}_\theta} \\
 &= \frac{1}{(\alpha-1)!} \sum_{\beta \leq \alpha} \binom{\alpha}{\beta} \left\| \frac{v_\beta}{x^{\mathbf{1}}} \right\|_1 \left\| q_0^{\alpha-2} \left(\frac{y}{\min\{\theta \cdot c, \theta \cdot d\}} \right) e^{-p \cdot \theta \cdot y} e^{-\frac{1y}{\max\{\theta \cdot c, \theta \cdot d\}}} \right\|_{\infty, \mathcal{O}_1} \|e^{py} D^\beta f(y)\|_{1, \mathcal{O}_\theta} \\
 &= \frac{1}{(\alpha-1)!} \sum_{\beta \leq \alpha} \binom{\alpha}{\beta} \left\| \frac{v_\beta}{x^{\mathbf{1}}} \right\|_1 \left\| q_0^{\alpha-2} \left(\frac{y}{\min\{\theta \cdot c, \theta \cdot d\}} \right) e^{-(p \cdot \theta + \frac{1}{\max\{\theta \cdot c, \theta \cdot d\}})y} \right\|_{\infty, \mathcal{O}_1} \|e^{py} D^\beta f(y)\|_{1, \mathcal{O}_\theta} \\
 &\leq \frac{1}{(\alpha-1)!} \left(\sum_{\beta \leq \alpha} \binom{\alpha}{\beta} \left\| \frac{v_\beta}{x^{\mathbf{1}}} \right\|_1 \|e^{py} D^\beta f(y)\|_{1, \mathcal{O}_\theta} \right) \left\| q_0^{\alpha-2} \left(\frac{y}{\min\{\theta \cdot c, \theta \cdot d\}} \right) e^{-(p \cdot \theta + \frac{1}{\max\{\theta \cdot c, \theta \cdot d\}})y} \right\|_{\infty, \mathcal{O}_1}.
 \end{aligned}$$

Assume $x \in \overline{\mathcal{O}_\omega}$. Choose $s \in \mathbb{R}^1$ such that $0 < s < 1$, and set

$$p^\omega := \frac{s\omega}{\max\{\theta \cdot c, \theta \cdot d\}} \in \mathcal{O}_\omega. \tag{12.52}$$

Then

$$\begin{aligned}
 p^\omega \cdot \theta + \frac{\mathbf{1}}{\max\{\theta \cdot c, \theta \cdot d\}} &= \frac{s\omega}{\max\{\theta \cdot c, \theta \cdot d\}} \cdot \theta + \frac{\mathbf{1}}{\max\{\theta \cdot c, \theta \cdot d\}} = \frac{\mathbf{1} + s\omega \cdot \theta}{\max\{\theta \cdot c, \theta \cdot d\}} \\
 &\cdot > \frac{1-s}{\max\{\theta \cdot c, \theta \cdot d\}} \\
 &\cdot > \mathbf{0},
 \end{aligned}$$

and so

$$\left\| q_0^{\alpha-2} \left(\frac{y}{\min\{\theta.c, \theta.d\}} \right) e^{-(p^\omega \cdot \theta + \frac{1}{\max\{\theta.c, \theta.d\}})y} \right\|_{\infty, \mathcal{O}_1} \leq \left\| q_0^{\alpha-2} \left(\frac{y}{\min\{\theta.c, \theta.d\}} \right) e^{-\frac{(1-s)y}{\max\{\theta.c, \theta.d\}}} \right\|_{\infty, \mathcal{O}_1} < \infty.$$

Consequently

$$|\mathcal{E}_\alpha^\theta f(x)| \leq C_\omega e^{-p^\omega x}, \quad x \in \overline{\mathcal{O}_\omega}, \quad (12.53)$$

where

$$C_\omega := \frac{1}{(\alpha-1)!} \left(\sum_{\beta \leq \alpha} \binom{\alpha}{\beta} \left\| \frac{v_\beta}{x^1} \right\|_{1, \mathcal{O}_\theta} \left\| e^{p^\omega y} D^\beta f(y) \right\|_{1, \mathcal{O}_\theta} \right) \times \left\| q_0^{\alpha-2} \left(\frac{y}{\min\{\theta.c, \theta.d\}} \right) e^{-\frac{(1-s)y}{\max\{\theta.c, \theta.d\}}} \right\|_{\infty, \mathcal{O}_1}. \quad (12.54)$$

Regarding 12.52,

$$p^\omega \leq \frac{s}{\max\{\theta.c, \theta.d\}}.$$

Regarding 12.53, since $x \in \overline{\mathcal{O}_\omega}$,

$$|\mathcal{E}_\alpha^\theta f(x)| \leq C_\omega e^{-p^\omega x} = C_\omega e^{-(\omega \cdot p^\omega)(\omega \cdot x)} = C_\omega e^{-\frac{sx +}{\max\{\theta.c, \theta.d\}}}.$$

Hence

$$\begin{aligned} C_\omega &\leq \frac{1}{(\alpha-1)!} \left(\sum_{\beta \leq \alpha} \binom{\alpha}{\beta} \left\| \frac{v_\beta}{x^1} \right\|_{1, \mathcal{O}_\theta} \left\| e^{\frac{sy}{\max\{\theta.c, \theta.d\}}} D^\beta f(y) \right\|_{1, \mathcal{O}_\theta} \right) \times \\ &\quad \times \left\| q_0^{\alpha-2} \left(\frac{y}{\min\{\theta.c, \theta.d\}} \right) e^{-\frac{(1-s)y}{\max\{\theta.c, \theta.d\}}} \right\|_{\infty, \mathcal{O}_1} \\ &= \frac{(\min\{\theta.c, \theta.d\})^1}{(\alpha-1)!} \left(\sum_{\beta \leq \alpha} \binom{\alpha}{\beta} \left\| \frac{v_\beta}{x^1} \right\|_{1, \mathcal{O}_\theta} \left\| e^{\frac{sy}{\max\{\theta.c, \theta.d\}}} D^\beta f(y) \right\|_{1, \mathcal{O}_\theta} \right) \times \\ &\quad \times \left\| q_0^{\alpha-2}(z) e^{-(1-s)\frac{\min\{\theta.c, \theta.d\}}{\max\{\theta.c, \theta.d\}}z} \right\|_{\infty, \mathcal{O}_1}, \end{aligned}$$

which is independent of the orthant \mathcal{O}_ω . Thus

$$|\mathcal{E}_\alpha^\theta f(x)| \leq C_{s,f,\alpha} e^{-\frac{sx +}{\max\{\theta.c, \theta.d\}}},$$

where

$$C_{s,f,\alpha} := \frac{(\min\{\theta.c, \theta.d\})^1}{(\alpha-1)!} \left(\sum_{\beta \leq \alpha} \binom{\alpha}{\beta} \left\| \frac{v_\beta}{x^1} \right\|_{1, \mathcal{O}_\theta} \left\| e^{\frac{sy}{\max\{\theta.c, \theta.d\}}} D^\beta f(y) \right\|_{1, \mathcal{O}_\theta} \right) \times \left\| q_0^{\alpha-2}(z) e^{-(1-s)\frac{\min\{\theta.c, \theta.d\}}{\max\{\theta.c, \theta.d\}}z} \right\|_{\infty, \mathcal{O}_1}. \quad (12.55)$$

Here $q_0^{\alpha-2}$ is the tensor product polynomial in z given by 12.21. ■

12.5 A continuous extension from $W^{n1}(\Omega)$ to $W^{n1}(\mathbb{R}^d)$ - a Fourier transform proof

In the next theorem we use a partition of unity and the integral representation of Lemma 645 to construct a continuous convolution extension operator E_Ω from $W^{n1}(\Omega)$ to $W^{n1}(\mathbb{R}^d)$. Here Ω is bounded and satisfies the rectangle condition. This is done in Theorem 657 and continuity is demonstrated using a Fourier transform argument. With regard to the integral representation lemma, the argument v of the J_δ function is assumed to satisfy the condition 12.60.

First we need:

Lemma 651 *Properties of the function:*

$$g_\delta := (H(\zeta) \zeta^\delta e^{-\zeta^1})^\wedge, \quad \delta \in \mathbb{Z}^d, \quad \delta \geq \mathbf{0}, \tag{12.56}$$

where H is the tensor product Heavyside step function.

1. $D^j (H(s) s^k e^{-s}) = H(s) p_j^{k-1}(s) e^{-s} \in L^1$ for $j \leq k$, and
 $D^{k+1} (H(s) s^k e^{-s}) = k! \delta + H(s) p_{k+1}^{k-1}(s) e^{-s}$, where p_k^m is defined in 12.16.

- (a) $H(s) s^k e^{-s} \in C_B^\infty(\overline{\mathcal{O}_1})$;
- (b) $H(s) s^k e^{-s} \in C_B^{(k-1)} \cap PW C_B^\infty \quad \forall k \geq 1$;
- (c) $H(s) s^k e^{-s} \in L^p$ for $1 \leq p \leq \infty$.

2. For all $\delta: g_\delta \in C_{BP}^\infty$ and $D^\alpha g_\delta = (-i)^{|\alpha|} g_{\alpha+\delta}$ for all α .
3. In one dimension: for $k = 0, 1, 2, \dots$

$$g_k(s) = \frac{1}{\sqrt{2\pi}} \frac{k!}{(1+is)^{k+1}}, \quad |g_k(s)| = \frac{1}{\sqrt{2\pi}} \frac{k!}{(1+s^2)^{\frac{k+1}{2}}}.$$

Clearly $s^t g_k \in C_B^{(0)}$ when $0 \leq t \leq k+1$.

4. If $k \geq 0$ and $0 \leq t \leq k+1$ then

$$\|s^t g_k(s)\|_\infty = \frac{k!}{\sqrt{2\pi}} \left(\frac{t}{k+1}\right)^{\frac{t}{2}} \left(1 - \frac{t}{k+1}\right)^{\frac{k+1-t}{2}} \tag{12.57}$$

$$\leq \frac{k!}{\sqrt{2\pi}}, \tag{12.58}$$

where $0^0 := 1$, and

$$\operatorname{argmax}_{s \geq 0} |s^t g_k(s)| = \sqrt{\frac{t}{k+1-t}}.$$

5. If $k \geq 0$ and $0 \leq t < k$ then

$$\int |s^t g_k(s)| = \frac{k!}{\sqrt{2\pi}} \frac{\Gamma(\frac{t+1}{2}) \Gamma(\frac{k-t}{2})}{\Gamma(\frac{k+1}{2})} = \frac{1}{\sqrt{2\pi}} \frac{k!}{B(\frac{t+1}{2}, \frac{k-t+1}{2})}.$$

6. $g_\delta \in C_B^\infty \cap H^\infty$ for all δ .
7. If $\delta \geq \mathbf{0}$ then $g_\delta \in L^1$.
8. Alternative proof that $x^\alpha g_\delta \in C_B^{(0)}(\mathbb{R}^d)$ when $\alpha \leq \delta + 1$.
9. Express $x^\alpha g_\delta$ in terms of a linear combination of the g_β .

$$\xi^\alpha g_\lambda = (-i)^{|\alpha|} \sum_{\beta=0}^{\lambda-1} (p_\alpha^{\lambda-2})_\beta g_\beta, \quad \alpha \leq \lambda - 1,$$

and in one dimension

$$t^k g_k(t) = (-i)^{k+1} \left(\frac{(k-1)!}{(2\pi)^{d/2}} + \sum_{j=0}^{k-1} (p_{k+1}^{k-1})_j g_j \right).$$

10. For all multi-indexes $\alpha : \mathbf{0} \leq \alpha \leq \lambda$,

$$\tau^\alpha g_\lambda(\tau) = i^{|\alpha|} \lambda! \sum_{\beta=0}^{\alpha} (-1)^{|\beta|} \binom{\alpha}{\beta} \frac{g_{\lambda-\beta}(\tau)}{(\lambda-\beta)!}.$$

Proof. Part 1 ?? FINISH!

Part 2 In one dimension, for all integer $m \geq 0$, $s^m (H(s) s^k e^{-s}) \in L^1$ and so $D^m g_k = D^m (H(s) s^k e^{-s})^\wedge =$
 $?? i^m (s^m H(s) s^k e^{-s})^\wedge \in C_B^{(0)}$ i.e. $g_k \in C_B^\infty$.

Also, for any derivative

$$\begin{aligned} D^\alpha g_\delta &= D^\alpha (H(\zeta) \zeta^\delta e^{-\zeta \mathbf{1}})^\wedge = ((-i)^{|\alpha|} \zeta^\alpha H(\zeta) \zeta^\delta e^{-\zeta \mathbf{1}})^\wedge = \\ &= (-i)^{|\alpha|} (H(\zeta) \zeta^{\delta+\alpha} e^{-\zeta \mathbf{1}})^\wedge = (-i)^{|\alpha|} g_{\delta+\alpha}. \end{aligned}$$

Part 3 In one dimension

$$\begin{aligned} \sqrt{2\pi} g_0(s) &= \int e^{-ist} H(t) e^{-t} dt = \int_0^\infty e^{-ist} e^{-t} dt = \int_0^\infty e^{-(1+is)t} dt = \\ &= \left[\frac{-e^{-(1+is)t}}{(1+is)} \right]_0^\infty = \frac{1}{1+is}, \end{aligned}$$

and so from part 2,

$$\begin{aligned} g_k(s) &= i^k D^k g_0(s) = \frac{i^k}{\sqrt{2\pi}} D^k \frac{1}{1+is} = \frac{i^k}{\sqrt{2\pi}} \frac{(-1)^k k!}{(1+is)^{k+1}} i^k \\ &= \frac{1}{\sqrt{2\pi}} \frac{k!}{(1+is)^{k+1}}. \end{aligned}$$

Thus, in one dimension

$$|g_k(s)| = \frac{k!}{\sqrt{2\pi}} \frac{1}{(1+s^2)^{\frac{k+1}{2}}},$$

and in higher dimensions

$$|g_\delta(x)| = \frac{\delta!}{(2\pi)^{d/2}} \frac{1}{(1+x.x)^{\frac{\delta+1}{2}}}.$$

Part 4 If $0 \leq t \leq k+1$,

$$\begin{aligned} \max_s |s^t g_k(s)| &= \max_s \frac{k!}{\sqrt{2\pi}} \frac{s^t}{(1+s^2)^{\frac{k+1}{2}}} = \frac{k!}{\sqrt{2\pi}} \max_s \frac{s^t}{(1+s^2)^{\frac{k+1}{2}}} \leq \\ &\leq \frac{k!}{\sqrt{2\pi}} \max_s \frac{(1+s^2)^{\frac{t}{2}}}{(1+s^2)^{\frac{k+1}{2}}} = \frac{k!}{\sqrt{2\pi}} \max_s \frac{1}{(1+s^2)^{\frac{k+1-t}{2}}} = \\ &= \frac{k!}{\sqrt{2\pi}}, \end{aligned}$$

which proves 12.58 directly.

If $0 \leq t \leq k$,

$$\begin{aligned} D_s \frac{s^t}{(1+s^2)^{\frac{k+1}{2}}} &= \frac{(1+s^2)^{\frac{k+1}{2}} D s^t - s^t D (1+s^2)^{\frac{k+1}{2}}}{(1+s^2)^{k+1}} \\ &= \frac{(1+s^2)^{\frac{k+1}{2}} t s^{t-1} - s^t \frac{k+1}{2} (1+s^2)^{\frac{k-1}{2}} 2s}{(1+s^2)^{k+1}} \\ &= \frac{(1+s^2)^{\frac{k+1}{2}} t s^{t-1} - s^{t+1} (k+1) (1+s^2)^{\frac{k-1}{2}}}{(1+s^2)^{k+1}} \\ &= 0, \end{aligned}$$

at a maximum.

$$\begin{aligned} (1+s^2)^{\frac{k+1}{2}} t s_{\max}^{t-1} &= s_{\max}^{t+1} (k+1) (1+s_{\max}^2)^{\frac{k-1}{2}}, \\ (1+s_{\max}^2) t &= (k+1) s_{\max}^2. \\ s_{\max}^2 &= \frac{t}{k+1-t}. \end{aligned}$$

More precisely,

$$\begin{aligned} \max_s |s^t g_k(s)| &= \max_s \frac{k!}{\sqrt{2\pi}} \frac{s^t}{(1+s^2)^{\frac{k+1}{2}}} = \frac{k!}{\sqrt{2\pi}} \frac{\left(\frac{t}{k+1-t}\right)^{\frac{t}{2}}}{\left(1+\frac{t}{k+1-t}\right)^{\frac{k+1}{2}}} = \\ &= \frac{k!}{\sqrt{2\pi}} \frac{\left(\frac{t}{k+1-t}\right)^{\frac{t}{2}}}{\left(\frac{k+1}{k+1-t}\right)^{\frac{k+1}{2}}} = \frac{k!}{\sqrt{2\pi}} \left(\frac{t}{k+1-t}\right)^{\frac{t}{2}} \left(\frac{k+1-t}{k+1}\right)^{\frac{k+1}{2}} = \\ &= \frac{k!}{\sqrt{2\pi}} \left(\frac{t}{k+1-t}\right)^{\frac{t}{2}} \left(\frac{k+1-t}{k+1}\right)^{\frac{k+1}{2}} \\ &= \frac{k!}{\sqrt{2\pi}} t^{\frac{t}{2}} (k+1-t)^{\frac{k+1-t}{2}} (k+2)^{-\frac{k+1}{2}} \\ &= \frac{k!}{\sqrt{2\pi}} t^{\frac{t}{2}} (k+1)^{\frac{k+1-t}{2}} \left(1-\frac{t}{k+1}\right)^{\frac{k+1-t}{2}} (k+1)^{-\frac{k+1}{2}} \\ &= \frac{k!}{\sqrt{2\pi}} \left(\frac{t}{k+1}\right)^{\frac{t}{2}} \left(1-\frac{t}{k+1}\right)^{\frac{k+1-t}{2}}. \end{aligned}$$

The formula also makes sense when $t = k + 1$ since $0^0 := 1$.

Part 5 Suppose $0 \leq t < k$. Then from part 3,

$$\int |s^t g_k(s)| = \int \frac{k!}{\sqrt{2\pi}} \frac{|s^t| ds}{(1+s^2)^{\frac{k+1}{2}}} = \frac{2k!}{\sqrt{2\pi}} \int_0^\infty \frac{s^t ds}{(1+s^2)^{\frac{k+1}{2}}}.$$

The change of variables: $s = \tan \theta$, $ds = \sec^2 \theta d\theta$, and then 858.515 of Dwight [24] gives

$$\begin{aligned} \int |s^t g_k(s)| &= \frac{2k!}{\sqrt{2\pi}} \int_0^{\pi/2} \frac{\tan^t \theta}{\sec^{k+1} \theta} \sec^2 \theta d\theta = \frac{2k!}{\sqrt{2\pi}} \int_0^{\pi/2} \tan^t \theta \cos^{k-1} \theta d\theta = \\ &= \frac{2k!}{\sqrt{2\pi}} \int_0^{\pi/2} \sin^t \theta \cos^{k-1-t} \theta d\theta = \frac{2k!}{\sqrt{2\pi}} \frac{\Gamma\left(\frac{t+1}{2}\right) \Gamma\left(\frac{k-t}{2}\right)}{2\Gamma\left(\frac{k+1}{2}\right)} = \\ &= \frac{k!}{\sqrt{2\pi}} \frac{\Gamma\left(\frac{t+1}{2}\right) \Gamma\left(\frac{k-t}{2}\right)}{\Gamma\left(\frac{k+1}{2}\right)} = \frac{1}{\sqrt{2\pi}} \frac{k!}{B\left(\frac{t+1}{2}, \frac{k-t}{2}\right)}. \end{aligned}$$

Part 6 For all multi-indexes α , $H(\zeta) \zeta^{\delta+\alpha} e^{-\zeta^1} \in L^1 \cap L^2$. Hence $(H(\zeta) \zeta^{\delta+\alpha} e^{-\zeta^1})^\wedge \in C_B^{(0)} \cap L^2$ and $D^\alpha (H(\zeta) \zeta^\delta e^{-\zeta^1})^\wedge \in C_B^{(0)} \cap L^2$.

Part 7 Follows directly from part 5.

Part 8 ?? Noting that $x^\alpha g_\delta(x)$ is a tensor product function we first consider one dimension.

Observe that $H(s) s^k \in C_{BP}^{(k-1)}(\mathbb{R}^1)$ when $k \geq 1$, $D^k (H(s) s^k) = k! H(s)$ when $k \geq 0$, and $D^{k+1} (H(s) s^k) = k! \delta$ when $k \geq 0$.

Thus $D^j (H(s) s^k e^{-s}) \in C_B^{(0)} \cap L^1$ when $j \leq k-1$, $D^k (H(s) s^k e^{-s}) \in (k! H(s) + C_B^{(k-1)}) e^{-s} \subset L^1$ and $D^{k+1} (H(s) s^k e^{-s}) \in k! \delta + (cH + C_B^{(k-1)}) e^{-s} \subset k! \delta + L^1$.

Thus $(D^j (H(s) s^k e^{-s}))^\wedge \in C_B^{(0)}$ for $j \leq k+1$ i.e. $t^j (H(s) s^k e^{-s})^\wedge(t) \in C_B^{(0)}$ when $j \leq k+1$.

But $(H(s) s^k e^{-s})^\wedge(t) \in C_{BP}^\infty$ so we must have $(H(s) s^k e^{-s})^\wedge(t) \in C_B^{(0)}$ when $j \leq k+1$.

Part 9 (Part 5 of Lemma 640) From part 1, in one dimension $D^j(H(s) s^k e^{-s}) = H(s) p_j^{k-1}(s) e^{-s}$ when $j \leq k$, so

$$t^j g_k(t) = t^j (H(s) s^k e^{-s})^\wedge = (-i)^j (D^j(H(s) s^k e^{-s}))^\wedge = (-i)^j (H(s) p_j^{k-1}(s) e^{-s})^\wedge,$$

and now noting 12.16 and 12.18 we get for $\alpha \leq \lambda$,

$$\begin{aligned} \tau^\alpha g_\lambda &= (-i)^{|\alpha|} (H(x) p_\alpha^{\lambda-1}(x) e^{-x})^\wedge = (-i)^{|\alpha|} (H(x) p_\alpha^{\lambda-1}(x) e^{-x})^\wedge = \\ &= (-i)^{|\alpha|} \sum_{\beta=0}^{\lambda} (p_\alpha^{\lambda-1})_\beta (H(x) x^\beta e^{-x})^\wedge = (-i)^{|\alpha|} \sum_{\beta=0}^{\lambda} (p_\alpha^{\lambda-1})_\beta g_\beta. \end{aligned}$$

When $j = k+1$, $D^{k+1}(H(s) s^k e^{-s}) = k! \delta + H(s) p_{k+1}^{k-1}(s) e^{-s}$ and

$$\begin{aligned} t^{k+1} g_k(t) &= t^{k+1} (H(s) s^k e^{-s})^\wedge = (-i)^{k+1} (D^{k+1}(H(s) s^k e^{-s}))^\wedge \\ &= (-i)^{k+1} (k! \delta + H(s) p_{k+1}^{k-1}(s) e^{-s})^\wedge \\ &= (-i)^{k+1} \left(\frac{k!}{(2\pi)^{d/2}} + \sum_{j=0}^k (p_{k+1}^{k-1})_j g_j \right). \end{aligned}$$

Part 10

$$\begin{aligned} \frac{\tau^\alpha}{(1+i\tau)^\lambda} &= \frac{(-i)^{|\alpha|} (i\tau)^\alpha}{(1+i\tau)^\lambda} = (-i)^{|\alpha|} \frac{(1+i\tau-1)^\alpha}{(1+i\tau)^\lambda} \\ &= (-i)^{|\alpha|} \sum_{\beta=0}^{\alpha} \binom{\alpha}{\beta} \frac{(-1)^{|\alpha-\beta|} (1+i\tau)^\beta}{(1+i\tau)^\lambda} \\ &= i^{|\alpha|} \sum_{\beta=0}^{\alpha} \frac{(-1)^{|\beta|} \binom{\alpha}{\beta}}{(1+i\tau)^{\lambda-\beta}}, \end{aligned}$$

and since from part 3, $g_k(s) = \frac{1}{\sqrt{2\pi}} \frac{k!}{(1+is)^{k+1}}$, it follows that

$$\begin{aligned} \tau^\alpha g_\lambda(\tau) &= \frac{\lambda!}{(2\pi)^{d/2}} \frac{\tau^\alpha}{(1+i\tau)^{\lambda+1}} = \frac{\lambda!}{(2\pi)^{d/2}} i^{|\alpha|} \sum_{\beta=0}^{\alpha} \frac{(-1)^{|\beta|} \binom{\alpha}{\beta}}{(1+i\tau)^{\lambda-\beta+1}} \\ &= i^{|\alpha|} \lambda! \sum_{\beta=0}^{\alpha} (-1)^{|\beta|} \binom{\alpha}{\beta} \frac{g_{\lambda-\beta}(\tau)}{(\lambda-\beta)!} \\ &= i^{|\alpha|} \lambda! \sum_{\beta=0}^{\alpha} (-1)^{|\beta|} \binom{\alpha}{\beta} \frac{g_{\lambda-\beta}(\tau)}{(\lambda-\beta)!}. \end{aligned}$$

■

Regarding J_δ , I will avoid differentiation under the integral sign and instead use the Fourier transform.

Lemma 652 If $\sigma \in L_{\mathcal{O}_1}^1$ and $\delta \geq -1$ then

$$\widehat{J_\delta[\sigma]}(\xi) = \int_{\mathcal{O}_1} \widehat{\sigma}(\xi \cdot \zeta) \zeta^{\delta+1} e^{-\zeta \mathbf{1}} d\zeta = \int_{\mathcal{O}_1} g_{\delta+1}(\xi, \mu) \sigma(\mu) d\mu,$$

where the function g_δ was introduced in 12.56.

Proof. From part 3 of Lemma 643, $J_\delta[\sigma] \in L^1$ and so $\widehat{J_\delta[\sigma]} \in C_B^{(0)}$. Consequently

$$\begin{aligned} \widehat{J_\delta[\sigma]}(\xi) &= (2\pi)^{-d/2} \int_{\mathcal{O}_1} e^{-i\xi z} J_\delta[\sigma](z) dz \\ &= (2\pi)^{-d/2} \int_{\mathcal{O}_1} e^{-i\xi z} z^{\delta+1} \int_{\mathcal{O}_1} \frac{1}{\mu^{\delta+2}} e^{-\frac{z}{\mu} \mathbf{1}} \sigma(\mu) d\mu dz \\ &= (2\pi)^{-d/2} \int_{\mathcal{O}_1} \int_{\mathcal{O}_1} e^{-i\xi z} z^{\delta+1} \frac{e^{-\frac{z}{\mu} \mathbf{1}}}{\mu^{\delta+2}} \sigma(\mu) d\mu dz, \end{aligned}$$

and this integral is absolutely convergent since,

$$\begin{aligned} \int_{\mathcal{O}_1} \int_{\mathcal{O}_1} \left| e^{-i\xi z} z^{\delta+1} \frac{e^{-\frac{z}{\mu} \mathbf{1}}}{\mu^{\delta+2}} \sigma(\mu) \right| dz d\mu &\leq \int_{\mathcal{O}_1} \int_{\mathcal{O}_1} z^{\delta+1} e^{-\frac{z}{\mu} \mathbf{1}} dz \frac{|\sigma(\mu)|}{\mu^{\delta+2}} d\mu \\ &: \text{chg. var. } \zeta = z./\mu, dz = \mu^1 d\zeta \Rightarrow \\ &= \int_{\mathcal{O}_1} \int_{\mathcal{O}_1} \mu^{\delta+2} \cdot \zeta^{\delta+1} e^{-\zeta \mathbf{1}} dz \frac{|\sigma(\mu)|}{\mu^{\delta+2}} d\mu \\ &= \int_{\mathcal{O}_1} \int_{\mathcal{O}_1} \zeta^{\delta+1} e^{-\zeta \mathbf{1}} d\zeta |\sigma(\mu)| d\mu \\ &= (\delta + 1)! \|\sigma\|_1. \end{aligned}$$

This allows us to use Fubini's theorem to justify changing the order of integration. Indeed, for all multi-integers $\delta \geq -1$,

$$\begin{aligned} \widehat{J_\delta[\sigma]}(\xi) &= (2\pi)^{-d/2} \int_{\mathcal{O}_1} \int_{\mathcal{O}_1} e^{-i\xi z} z^{\delta+1} \frac{e^{-\frac{z}{\mu} \mathbf{1}}}{\mu^{\delta+2}} \sigma(\mu) d\mu dz \\ &= (2\pi)^{-d/2} \int_{\mathcal{O}_1} \int_{\mathcal{O}_1} e^{-i\xi z} z^{\delta+1} e^{-\frac{z}{\mu} \mathbf{1}} dz \frac{\sigma(\mu)}{\mu^{\delta+2}} d\mu \\ &\Rightarrow \zeta = z./\mu, z = \mu \cdot \zeta, dz = \mu^1 d\zeta \Rightarrow \\ \widehat{J_\delta[\sigma]}(\xi) &= (2\pi)^{-d/2} \int_{\mathcal{O}_1} \int_{\mathcal{O}_1} e^{-i\xi(\mu \cdot \zeta)} (\mu \cdot \zeta)^{\delta+1} e^{-\zeta \mathbf{1}} \mu^1 d\zeta \frac{\sigma(\mu)}{\mu^{\delta+2}} d\mu \\ &= (2\pi)^{-d/2} \int_{\mathcal{O}_1} \int_{\mathcal{O}_1} \mu^{\delta+2} e^{-i(\xi \cdot \zeta) \mu} \zeta^{\delta+1} e^{-\zeta \mathbf{1}} d\zeta \frac{\sigma(\mu)}{\mu^{\delta+2}} d\mu \\ &= (2\pi)^{-d/2} \int_{\mathcal{O}_1} \left(\int_{\mathcal{O}_1} e^{-i(\xi \cdot \zeta) \mu} \zeta^{\delta+1} e^{-\zeta \mathbf{1}} d\zeta \right) \sigma(\mu) d\mu \tag{12.59} \\ &\Rightarrow \text{clearly absolutely convergent} \Rightarrow \\ &= \int_{\mathcal{O}_1} \left((2\pi)^{-d/2} \int_{\mathcal{O}_1} e^{-i(\xi \cdot \zeta) \mu} \sigma(\mu) d\mu \right) \zeta^{\delta+1} e^{-\zeta \mathbf{1}} d\zeta \\ &= \int_{\mathcal{O}_1} \widehat{\sigma}(\xi \cdot \zeta) \zeta^{\delta+1} e^{-\zeta \mathbf{1}} d\zeta, \end{aligned}$$

as claimed. Also, from 12.59,

$$\begin{aligned}
 \widehat{J_\delta[\sigma]}(\xi) &= (2\pi)^{-d/2} \int_{\mathcal{O}_1} \left(\int_{\mathcal{O}_1} e^{-i(\xi,\zeta)\mu} \zeta^{\delta+1} e^{-\zeta^2} d\zeta \right) \sigma(\mu) d\mu \\
 &= (2\pi)^{-d/2} \int_{\mathcal{O}_1} \left(\int_{\mathcal{O}_1} e^{-i(\xi,\mu)\zeta} \zeta^{\delta+1} e^{-\zeta^2} d\zeta \right) \sigma(\mu) d\mu \\
 &= \int_{\mathcal{O}_1} \left((2\pi)^{-d/2} \int_{\mathcal{O}_1} e^{-i(\xi,\mu)\zeta} \zeta^{\delta+1} e^{-\zeta^2} d\zeta \right) \sigma(\mu) d\mu \\
 &= \int_{\mathcal{O}_1} \left((2\pi)^{-d/2} \int_{\mathcal{O}_1} e^{-i(\xi,\mu)\zeta} H(\zeta) \zeta^{\delta+1} e^{-\zeta^2} d\zeta \right) \sigma(\mu) d\mu \\
 &= \int_{\mathcal{O}_1} (H(\zeta) \zeta^{\delta+1} e^{-\zeta^2})^\wedge(\xi, \mu) \sigma(\mu) d\mu \\
 &= \int_{\mathcal{O}_1} g_{\delta+1}(\xi, \mu) \sigma(\mu) d\mu.
 \end{aligned}$$

■

?? **NEED TO ADD** a result for $v \in L^1_0(\mathcal{O}_1)$. This is needed in Theorem 657.

Lemma 653 Properties of \widehat{J}_δ : Suppose $\delta \geq -1$. Then:

1. **L^∞ bound:** Suppose $x^{-(\delta+1)}v \in L^1_{\mathcal{O}_1}$ and $x^{\delta+1}v \in L^1_{\mathcal{O}_1}$. Then $x^\gamma v \in L^1_{\mathcal{O}_1}$ for all multi-integers $-(\delta+1) \leq \gamma \leq \delta+1$ i.e. $\gamma_+ \leq \delta+1$.

Further

$$\left| \xi^\beta \widehat{J_\delta[x^\alpha v]}(\xi) \right| \leq \|\eta^\beta g_{\delta+1}\|_\infty \|y^{\alpha-\beta}v\|_{1,\mathcal{O}_1} \leq \frac{(\delta+1)!}{(2\pi)^{d/2}} \|y^{\alpha-\beta}v\|_{1,\mathcal{O}_1},$$

$\mathbf{0} \leq \alpha, \beta \leq \delta+1.$

2. **L^1 bound:** Suppose $\mathbf{0} \leq \beta \leq \delta$. Then $\sigma \in L^1_{\mathcal{O}_1}$ and $y^{-(\beta+1)}\sigma \in L^1_{\mathcal{O}_1}$ imply

$$\int \left| \xi^\beta \widehat{J_\delta[\sigma]}(\xi) \right| d\xi \leq \|\eta^\beta g_{\delta+1}\|_1 \left\| \frac{\sigma}{y^{\beta+1}} \right\|_{1,\mathcal{O}_1} \leq \frac{(\delta+1)!}{(2\pi)^{d/2}} \left\| \frac{\sigma}{y^{\beta+1}} \right\|_{1,\mathcal{O}_1}.$$

3. ?? If $\sigma \in ??L^1(\mathcal{O}_1)$ and $y^{-(\delta+2)}\sigma \in ??L^1(\mathcal{O}_1)$ then $J_\delta \in C_B^{(\delta+1)}(\mathbb{R}^d)$.
4. ?? Suppose $\delta \geq \mathbf{0}$. Then $\sigma \in L^1??(\mathcal{O}_1)$ and $y^{-(\delta+1)}\sigma \in L^1(\mathcal{O}_1)$ imply $J_\delta \in C_B^{(\delta)}(\mathbb{R}^d)$.
5. **L^∞ bound:** Suppose $x^{-(\delta+2)}v \in L^1_{\mathcal{O}_1}$ and $x^{\delta+2}v \in L^1_{\mathcal{O}_1}$. Then $x^\gamma v \in L^1_{\mathcal{O}_1}$ for all multi-integers $-(\delta+2) \leq \gamma \leq \delta+2$ i.e. $\gamma_+ \leq \delta+2$.

Further

$$\left| \xi^\beta \widehat{J_\delta[x^\alpha v]}(\xi) \right| \leq \|\eta^\beta g_{\delta+1}\|_\infty \|y^{\alpha-\beta}v\|_{1,\mathcal{O}_1} \leq \frac{(\delta+1)!}{(2\pi)^{d/2}} \|y^{\alpha-\beta}v\|_{1,\mathcal{O}_1},$$

$\mathbf{0} \leq \alpha, \beta \leq \delta+2.$

Proof. Part 1 From Lemma 652, since $x^\alpha v \in L^1_{\mathcal{O}_1}$,

$$\begin{aligned}
 \xi^\beta \widehat{J_\delta[x^\alpha v]}(\xi) &= \xi^\beta \int_{\mathcal{O}_1} y^\alpha v(y) g_{\delta+1}(y, \xi) dy = \int_{\mathcal{O}_1} y^\alpha v(y) \xi^\beta g_{\delta+1}(y, \xi) dy \\
 &= \int_{\mathcal{O}_1} y^{\alpha-\beta} v(y) (y, \xi)^\beta g_{\delta+1}(y, \xi) dy,
 \end{aligned}$$

so that

$$\begin{aligned} \left| \xi^\beta \widehat{J_\delta [x^\alpha v]} (\xi) \right| &\leq \int_{\mathcal{O}_1} |y^{\alpha-\beta} v(y)| |(y.\xi)^\beta g_{\delta+1}(y.\xi)| dy \\ &\leq \|\eta^\beta g_{\delta+1}\|_\infty \|y^{\alpha-\beta} v\|_{1, \mathcal{O}_1} \\ &\leq \frac{(\delta+1)!}{(2\pi)^{d/2}} \|y^{\alpha-\beta} v\|_{1, \mathcal{O}_1}, \end{aligned}$$

by part 4 of Lemma 651 (Note: $(\alpha - \beta)_+ \leq \delta + 1$ and $\beta \leq \delta + 1 < \delta + 2$).

Part 2

$$\begin{aligned} \int \left| \xi^\beta \widehat{J_\delta [\sigma]} (\xi) \right| d\xi &\leq \int \int_{\mathcal{O}_1} \frac{|\sigma(y)|}{y^\beta} |(y.\xi)^\beta g_{\delta+1}(y.\xi)| dy d\xi \\ &= \int_{\mathcal{O}_1} \frac{|\sigma(y)|}{y^\beta} \int |(y.\xi)^\beta g_{\delta+1}(y.\xi)| d\xi dy \\ &\Rightarrow \eta = y.\xi, \quad d\eta = |y^1| d\xi \Rightarrow \\ &= \int_{\mathcal{O}_1} \frac{|\sigma(y)|}{y^{\beta+1}} \int |\eta^\beta g_{\delta+1}(\eta)| d\eta dy \\ &= \int |\eta^\beta g_{\delta+1}(\eta)| d\eta \left(\int_{\mathcal{O}_1} \frac{|\sigma(y)|}{y^{\beta+1}} dy \right) \\ &\leq \frac{(\delta+1)!}{(2\pi)^{d/2}} \int_{\mathcal{O}_1} \frac{|\sigma(y)|}{y^{\beta+1}} dy, \end{aligned}$$

by part 4 of Lemma 651.

Part 3 ?? Suppose $0 \leq \beta \leq \delta + 3$. Then $\sigma \in L^1(\mathcal{O}_1)$ and $y^{-(\beta+1)}\sigma \in L^1(\mathcal{O}_1)$. Part 2 now implies

$$\int \left| \xi^\beta \widehat{J_\delta [\sigma]} (\xi) \right| d\xi \leq \left\| \frac{\sigma}{y^{\beta+1}} \right\|_{1, \mathcal{O}_1} \|\eta^\beta g_{\delta+1}\|_1.$$

which means that $\xi^\beta \widehat{J_\delta [\sigma]} \in L^1$ i.e. $D^\beta J_\delta [\sigma] \in C_B^{(0)}$ i.e. $J_\delta [\sigma] \in C_B^{(\delta+1)}$.

Part 4 Suppose $0 \leq \beta \leq \delta$. Then $\sigma \in L^1(\mathcal{O}_1)$ and $y^{-(\beta+1)}\sigma \in L^1(\mathcal{O}_1)$. Hence part 2 implies

$$\int \left| \xi^\beta \widehat{J_\delta [\sigma]} (\xi) \right| d\xi \leq \left\| \frac{\sigma}{y^{\beta+1}} \right\|_{1, \mathcal{O}_1} \|\eta^\beta g_{\delta+1}\|_1,$$

which implies $D^\beta \widehat{J_\delta [\sigma]} \in L^1$ for $0 \leq \beta \leq \delta$, which implies $D^\beta J_\delta [\sigma] \in C_B^{(0)}$ for $0 \leq \beta \leq \delta$, and so $J_\delta [\sigma] \in C_B^{(\delta)}$.

Part 5 Slight modification of Part 1. ■

We now derive some formulas for $D^\alpha J_\delta [\sigma]$ using the Fourier transform.

Theorem 654 If $\alpha \leq \delta$ and $\sigma, \sigma/y^\alpha \in L^1_{\mathcal{O}_1}$ then

$$D^\alpha J_\delta [\sigma] = (-1)^{|\alpha|} (\delta+1)! \sum_{\beta=0}^{\alpha} \frac{(-1)^{|\beta|} \binom{\alpha}{\beta}}{(\delta-\beta+1)!} J_{\delta-\beta} \left[\frac{\sigma}{y^\alpha} \right].$$

Proof. From Lemma 652,

$$\begin{aligned} \widehat{J_\delta [\sigma]} (\xi) &= \int_{\mathcal{O}_1} \sigma(y) g_{\delta+1}(y.\xi) dy. \\ \xi^\alpha \widehat{J_\delta [\sigma]} (\xi) &= \int_{\mathcal{O}_1} \frac{\sigma(y)}{y^\alpha} (y.\xi)^\alpha g_{\delta+1}(y.\xi) dy. \end{aligned}$$

Since $\alpha \leq \delta$, from part 10 of Lemma 651,

$$\tau^\alpha g_\delta(\tau) = i^{|\alpha|} \delta! \sum_{\beta=0}^{\alpha} (-1)^{|\beta|} \binom{\alpha}{\beta} \frac{g_{\delta-\beta}(\tau)}{(\delta-\beta)!}, \quad 0 \leq \alpha \leq \delta.$$

Hence

$$\begin{aligned}\xi^\alpha \widehat{J_\delta[\sigma]}(\xi) &= \int_{\mathcal{O}_1} \frac{\sigma(y)}{y^\alpha} \left(i^{|\alpha|} (\delta+1)! \sum_{\beta=0}^{\alpha} (-1)^{|\beta|} \binom{\alpha}{\beta} \frac{g_{\delta+1-\beta}(y,\xi)}{(\delta+1-\beta)!} \right) dy \\ &= i^{|\alpha|} (\delta+1)! \sum_{\beta=0}^{\alpha} \frac{(-1)^{|\beta|} \binom{\alpha}{\beta}}{(\delta-\beta+1)!} \int_{\mathcal{O}_1} \frac{\sigma(y)}{y^\alpha} g_{\delta+1-\beta}(y,\xi) dy \\ &= i^{|\alpha|} (\delta+1)! \sum_{\beta=0}^{\alpha} \frac{(-1)^{|\beta|} \binom{\alpha}{\beta}}{(\delta-\beta+1)!} J_{\delta-\beta} \left[\frac{\sigma}{y^\alpha} \right] (\xi).\end{aligned}$$

Finally, since $\xi^\alpha \widehat{J_\delta[\sigma]} = (-i)^{|\alpha|} \widehat{D^\alpha J_\delta[\sigma]}$,

$$D^\alpha J_\delta[\sigma] = (-1)^{|\alpha|} (\delta+1)! \sum_{\beta=0}^{\alpha} \frac{(-1)^{|\beta|} \binom{\alpha}{\beta}}{(\delta-\beta+1)!} J_{\delta-\beta} \left[\frac{\sigma}{y^\alpha} \right],$$

as claimed. ■

Remark 655 *CHECK! From ??*

$$J_\delta[\sigma](z) = z^{\delta+1} \int_{\mathcal{O}_1} e^{-\frac{z}{\mu} \mathbf{1}} \frac{\sigma(\mu)}{\mu^{\delta+2}} d\mu, \quad \delta \geq -2,$$

so that in one-dimension

$$\begin{aligned}DJ_\delta[\sigma](z) &= (\delta+1) z^\delta \int_{\mathcal{O}_1} e^{-\frac{z}{\mu} \mathbf{1}} \frac{\sigma(\mu)}{\mu^{\delta+2}} d\mu - z^{\delta+1} \int_{\mathcal{O}_1} e^{-\frac{z}{\mu} \mathbf{1}} \frac{\sigma(\mu)}{\mu^{\delta+3}} d\mu \\ &= (\delta+1) z^\delta \int_{\mathcal{O}_1} e^{-\frac{z}{\mu} \mathbf{1}} \frac{\mu^{-1} \sigma(\mu)}{\mu^{\delta+1}} d\mu - z^{\delta+1} \int_{\mathcal{O}_1} e^{-\frac{z}{\mu} \mathbf{1}} \frac{\mu^{-1} \sigma(\mu)}{\mu^{\delta+2}} d\mu \\ &= (\delta+1) J_{\delta-1}[\mu^{-1} \sigma](z) - J_{\delta-1}[\mu^{-1} \sigma](z).\end{aligned}$$

The result of the theorem yields:

$$\begin{aligned}DJ_\delta[\sigma] &= -(\delta+1)! \sum_{\beta=0}^1 \frac{(-1)^{|\beta|}}{(\delta-\beta+1)!} J_{\delta-\beta}[y^{-1} \sigma] \\ &= -(\delta+1)! \frac{1}{(\delta+1)!} J_\delta[y^{-1} \sigma] - (\delta+1)! \sum_{\beta=0}^1 \frac{-1}{(\delta-1+1)!} J_{\delta-1}[y^{-1} \sigma] \\ &= -J_\delta[y^{-1} \sigma] + (\delta+1) J_{\delta-1}[y^{-1} \sigma].\end{aligned}$$

??

Remark 656

$$\begin{aligned}f(\xi) &= \frac{(2\pi)^{d/2}}{(\alpha-1)!} \sum_{\beta \leq \alpha} \binom{\alpha}{\beta} J_{\alpha-2} \widehat{[v_\beta]_-} \{D^\beta f\} \\ &= \frac{(2\pi)^{d/2}}{(\alpha-1)!} \sum_{\beta \leq \alpha} \binom{\alpha}{\beta} \int_{\mathcal{O}_1} \widehat{v_\beta}(\xi, \zeta) \zeta^{\alpha-1} e^{-\zeta \mathbf{1}} d\zeta \{D^\beta f\} \\ &= \frac{(2\pi)^{d/2}}{(\alpha-1)!} \sum_{\beta \leq \alpha} \binom{\alpha}{\beta} \int_{\mathcal{O}_1} \widehat{v_\beta}(\xi, \zeta) \zeta^{\alpha-1} e^{-\zeta \mathbf{1}} d\zeta \widehat{\{D^\beta f\}}(\xi) \\ &= \frac{(2\pi)^{d/2}}{(\alpha-1)!} \sum_{\beta \leq \alpha} \binom{\alpha}{\beta} \int_{\mathcal{O}_1} \widehat{v_\beta}(\xi, \zeta) \widehat{\{D^\beta f\}}(\xi) \zeta^{\alpha-1} e^{-\zeta \mathbf{1}} d\zeta\end{aligned}$$

?? **Question** Given $g \in W^{??\alpha}$ can $f \in W^\alpha(\mathcal{O}_1)$ be found such that

$$\widehat{u} = \frac{(2\pi)^{d/2}}{(\alpha-1)!} \sum_{\beta \leq \alpha} \binom{\alpha}{\beta} \int_{\mathcal{O}_1} \widehat{v_\beta}(\xi, \zeta) \widehat{\{D^\beta f\}}(\xi) \zeta^{\alpha-1} e^{-\zeta \mathbf{1}} d\zeta?$$

Question If u is a tensor product function can a tensor product f be found?

In the next theorem we use a partition of unity to construct a continuous convolution extension operator from $W^{n\mathbf{1}}(\Omega)$ to $W^{n\mathbf{1}}(\mathbb{R}^d)$ where Ω satisfies the rectangle condition.

?? **ERROR? Must assume that** $v \in L^1_0(\mathcal{O}_1)$?

Theorem 657 (Extension proof using Fourier transform) *Let Ω be a bounded open set that fulfils the uniform rectangle condition of Definition 635. Then for each $n = 1, 2, 3, \dots$ there exists a continuous linear extension operator*

$$E_\Omega : W^{n\mathbf{1}}(\Omega) \rightarrow W^{n\mathbf{1}}(\mathbb{R}^d),$$

defined by 12.70, 12.61, 12.64, 12.62, 12.63 where v satisfies

$$x^\beta v \in L^1_{\mathcal{O}_1} \text{ for all multi-integers } -n\mathbf{1} \leq \beta \leq n\mathbf{1}. \tag{12.60}$$

and for simplicity we have assumed that

$$v^k(x) = v(\theta^k \cdot x), \quad x \in \mathcal{O}^k.$$

We also obtain the continuity bound

$$\begin{aligned} & \|E_\Omega u\|_{W^{n\mathbf{1}}} \\ & \leq 2^{nd/2} \left(\int_{\mathcal{O}_1} \frac{(1+x)^{2n\mathbf{1}}}{x^{n\mathbf{1}}} |v(x)| dx \right) \left(\sum_{k=1}^M \|\phi_k\|_{W^{n\mathbf{1},\infty}(\Omega)} \right) \|u\|_{W^{n\mathbf{1}}(\Omega)}, \quad u \in W^{n\mathbf{1}}(\Omega). \end{aligned}$$

Proof. Step 1 C^∞ density Since the uniform rectangle condition is equivalent to the rectangle condition when Ω is bounded, it follows that the segment property holds and so part 4 of Remark 144 implies that $r_\Omega C^\infty$ is dense in $W^{n\mathbf{1}}(\Omega)$. Thus it is sufficient to prove this theorem for functions in $C^\infty(\overline{\Omega})$ because $r_\Omega C^\infty \subset C^\infty(\overline{\Omega}) \subset W^{n\mathbf{1}}(\Omega)$.

Step 2 Localization Fix $u \in C^\infty(\overline{\Omega})$. Since $\overline{\Omega}$ is compact we can cover it by a finite number of orthant neighborhoods $\{U_{x^{(k)}}\}_{k=1}^M$, choose a C^∞ partition of unity $\{\phi_k\}_{k=1}^M$ subordinate to this cover and, noting the definition of the uniform rectangle condition, set

$$U_k := U_{x^{(k)}}, \quad \theta^k = \theta_{x^{(k)}}, \quad h^k := h_{x^{(k)}}, \quad \mathcal{O}^k = \theta^k \cdot \mathcal{O}_1,$$

where each $\theta^k \in \{-1, 1\}^d$, and also set

$$u := \sum_{k=1}^M u_k, \quad u_k := (r_\Omega \phi_k) u. \tag{12.61}$$

Now $u_k \in C^\infty(\overline{U_k \cap \Omega})$ and in fact, since $\text{supp } \phi_k \subset U_k$ implies $\text{dist}(\text{supp } \phi_k, \partial U_k) > 0$, we have $\text{supp } u_k \subset U_k \cap \overline{\Omega}$.

Step 3 Local extension We now define extension operators for the local functions u_k introduced in step 2.

Suppose $x \in U_k \cap \overline{\Omega}$. Then the uniform rectangle condition implies $x + \tau \cdot h^k \cdot \overline{\mathcal{O}^k} \subset \Omega$ whenever $\mathbf{0} \leq \tau \leq \mathbf{1}$ and hence $u_k \in C^\infty(\overline{\Omega})$ implies $u_k \in C^\infty(x + \tau \cdot h^k \cdot \overline{\mathcal{O}^k})$ when $\mathbf{0} \leq \tau \leq \mathbf{1}$. Thus $u_k \in C^\infty_0(x + \overline{\mathcal{O}^k})$ and so by part 1 of Lemma 645 with $\gamma = 0$,

$$u_k(x) = \frac{1}{((n-1)!)^d} \sum_{\beta \leq n\mathbf{1}} \binom{n\mathbf{1}}{\beta} \int_{x+\mathcal{O}^k} I_{k,\beta}(x-y) D^\beta u_k(y) dy,$$

where

$$I_{k,\beta} := J_{(n-2)\mathbf{1}}^{\theta^k} \left[(v^k)_\beta \right]_-, \quad v^k \in L^1_{\mathcal{O}^k}. \tag{12.62}$$

Now define

$$u_{k,\beta}(y) := \begin{cases} D^\beta u_k(y), & y \in U_k \cap \overline{\Omega}, \\ 0, & \text{otherwise,} \end{cases} \tag{12.63}$$

and the operator E_k by

$$E_k u_k(x) := \frac{1}{((n-1)!)^d} \sum_{\beta \leq n\mathbf{1}} \binom{n\mathbf{1}}{\beta} \int I_{k,\beta}(x-y) u_{k,\beta}(y) dy, \quad x \in \mathbb{R}^d. \tag{12.64}$$

Thus, if $x \in U_k \cap \overline{\Omega}$,

$$E_k u_k(x) = \frac{1}{((n-1)!)^d} \sum_{\beta \leq n\mathbf{1}} \binom{n\mathbf{1}}{\beta} \int_{x+\mathcal{O}^k} I_{k,\beta}(x-y) u_{k,\beta}(y) dy = u_k(x),$$

confirming that E_k is an extension operator from $U_k \cap \overline{\Omega}$ to \mathbb{R}^d .

Formally, we can write the expression 12.64 for this operator in terms of convolutions as:

$$E_k u_k = \left(\frac{\sqrt{2\pi}}{(n-1)!} \right)^d \sum_{\beta \leq n\mathbf{1}} \binom{n\mathbf{1}}{\beta} I_{k,\beta} * u_{k,\beta}.$$

Clearly $u_{k,\beta} \in L^2$ since $\text{supp } u_{k,\beta} = \text{supp } D^\beta u_k$ is bounded and from part 5 of Lemma 645, $I_{k,\beta} \in L^1$ when $\beta \leq n\mathbf{1}$. Thus, by Young's convolution inequality, $I_{k,\beta} * u_{k,\beta} \in L^2$ and from, for example, Exercise 4.7 of Petersen [52], $(I_{k,\beta} * u_{k,\beta})^\wedge = \widehat{I_{k,\beta}} \widehat{u_{k,\beta}} \in L^2$ allowing us to conclude that

$$\widehat{E_k u_k} = \left(\frac{\sqrt{2\pi}}{(n-1)!} \right)^d \sum_{\beta \leq n\mathbf{1}} \binom{n\mathbf{1}}{\beta} \widehat{I_{k,\beta}} \widehat{u_{k,\beta}} \in L^2,$$

where each $\widehat{I_{k,\beta}} \in C_B^{(0)}$. This means $E_k u_k \in L^2$. The Cauchy-Schwartz inequality now yields

$$|\widehat{E_k u_k}| \leq \left(\frac{\sqrt{2\pi}}{(n-1)!} \right)^d \left(\sum_{\beta \leq n\mathbf{1}} \binom{n\mathbf{1}}{\beta} |\widehat{I_{k,\beta}}|^2 \right)^{1/2} \left(\sum_{\beta \leq n\mathbf{1}} \binom{n\mathbf{1}}{\beta} |\widehat{u_{k,\beta}}|^2 \right)^{1/2},$$

so that from Definition 134,

$$\begin{aligned} \|E_k u_k\|_{W^{n\mathbf{1}}}^2 &= \sum_{\gamma \leq n\mathbf{1}} \binom{n\mathbf{1}}{\gamma} \int \xi^{2\gamma} |\widehat{E_k u_k}|^2 \\ &\leq \sum_{\gamma \leq n\mathbf{1}} \binom{n\mathbf{1}}{\gamma} \int \xi^{2\gamma} \left(\frac{\sqrt{2\pi}}{(n-1)!} \right)^{2d} \left| \left(\sum_{\beta \leq n\mathbf{1}} \binom{n\mathbf{1}}{\beta} |\widehat{I_{k,\beta}}|^2 \right)^{1/2} \left(\sum_{\beta \leq n\mathbf{1}} \binom{n\mathbf{1}}{\beta} |\widehat{u_{k,\beta}}|^2 \right)^{1/2} \right|^2 \\ &= \left(\frac{\sqrt{2\pi}}{(n-1)!} \right)^{2d} \int \sum_{\gamma \leq n\mathbf{1}} \binom{n\mathbf{1}}{\gamma} \xi^{2\gamma} \left(\sum_{\beta \leq n\mathbf{1}} \binom{n\mathbf{1}}{\beta} |\widehat{I_{k,\beta}}|^2 \right) \sum_{\beta \leq n\mathbf{1}} \binom{n\mathbf{1}}{\beta} |\widehat{u_{k,\beta}}|^2 \\ &= \left(\frac{\sqrt{2\pi}}{(n-1)!} \right)^{2d} \int \left(\sum_{\beta, \gamma \leq n\mathbf{1}} \binom{n\mathbf{1}}{\beta} \binom{n\mathbf{1}}{\gamma} \xi^{2\gamma} |\widehat{I_{k,\beta}}|^2 \right) \sum_{\beta \leq n\mathbf{1}} \binom{n\mathbf{1}}{\beta} |\widehat{u_{k,\beta}}|^2 \\ &= \left(\frac{\sqrt{2\pi}}{(n-1)!} \right)^{2d} \int \left(\sum_{\beta, \gamma \leq n\mathbf{1}} \binom{n\mathbf{1}}{\beta} \binom{n\mathbf{1}}{\gamma} |\xi^\gamma \widehat{I_{k,\beta}}|^2 \right) \sum_{\beta \leq n\mathbf{1}} \binom{n\mathbf{1}}{\beta} |\widehat{u_{k,\beta}}|^2 \\ &\leq \left(\frac{\sqrt{2\pi}}{(n-1)!} \right)^{2d} \left(\sum_{\beta, \gamma \leq n\mathbf{1}} \binom{n\mathbf{1}}{\beta} \binom{n\mathbf{1}}{\gamma} \|\xi^\gamma \widehat{I_{k,\beta}}\|_\infty^2 \right) \int \sum_{\beta \leq n\mathbf{1}} \binom{n\mathbf{1}}{\beta} |\widehat{u_{k,\beta}}|^2 \\ &= \left(\frac{\sqrt{2\pi}}{(n-1)!} \right)^{2d} \left(\sum_{\beta, \gamma \leq n\mathbf{1}} \binom{n\mathbf{1}}{\beta} \binom{n\mathbf{1}}{\gamma} \|\xi^\gamma \widehat{I_{k,\beta}}\|_\infty^2 \right) \int \sum_{\beta \leq n\mathbf{1}} \binom{n\mathbf{1}}{\beta} |\widehat{u_{k,\beta}}|^2. \end{aligned}$$

But from 12.62,

$$\begin{aligned} \|\xi^\gamma \widehat{I_{k,\beta}}\|_\infty^2 &= \left\| \xi^\gamma J_{(n-2)\mathbf{1}}^{\theta^k} \widehat{[(v^k)_\beta]}_-(\xi) \right\|_\infty^2 = \left\| \xi^\gamma J_{(n-2)\mathbf{1}}^{\theta^k} \widehat{[(v^k)_\beta]}(-\xi) \right\|_\infty^2 \\ &= \left\| \xi^\gamma J_{(n-2)\mathbf{1}}^{\theta^k} \widehat{[(v^k)_\beta]} \right\|_\infty^2, \end{aligned}$$

and since $\widehat{u_{k,\beta}} \in L^2$,

$$\begin{aligned} \int \sum_{\beta \leq n\mathbf{1}} \binom{n\mathbf{1}}{\beta} |\widehat{u_{k,\beta}}|^2 &= \sum_{\beta \leq n\mathbf{1}} \binom{n\mathbf{1}}{\beta} \|\widehat{u_{k,\beta}}\|_2^2 = \sum_{\beta \leq n\mathbf{1}} \binom{n\mathbf{1}}{\beta} \|u_{k,\beta}\|_2^2 = \sum_{\beta \leq n\mathbf{1}} \binom{n\mathbf{1}}{\beta} \int_{U_k \cap \Omega} |D^\beta u_k|^2 \\ &= \|u_k\|_{W^{n\mathbf{1}}(U_k \cap \Omega)}^2, \end{aligned} \tag{12.65}$$

which means that

$$\|E_k u_k\|_{W^{n\mathbf{1}}}^2 \leq \left(\frac{\sqrt{2\pi}}{(n-1)!} \right)^{2d} \left(\sum_{\beta, \gamma \leq n\mathbf{1}} \binom{n\mathbf{1}}{\beta} \binom{n\mathbf{1}}{\gamma} \left\| \xi^\gamma J_{(n-2)\mathbf{1}}^{\theta^k} \widehat{[(v^k)_\beta]} \right\|_\infty^2 \right) \|u_k\|_{W^{n\mathbf{1}}(U_k \cap \Omega)}^2,$$

and hence

$$\|E_k u_k\|_{W^{n\mathbf{1}}} \leq \left(\frac{\sqrt{2\pi}}{(n-1)!} \right)^d \left(\sum_{\beta, \gamma \leq n\mathbf{1}} \binom{n\mathbf{1}}{\beta}^{\frac{1}{2}} \binom{n\mathbf{1}}{\gamma}^{\frac{1}{2}} \left\| \xi^\gamma J_{(n-2)\mathbf{1}}^{\theta^k} \widehat{[(v^k)_\beta]} \right\|_\infty \right) \|u_k\|_{W^{n\mathbf{1}}(U_k \cap \Omega)}. \tag{12.66}$$

Since $v^k(x) = v(\theta^k \cdot x)$, 12.25 implies

$$\left\| \xi^\gamma J_{(n-2)\mathbf{1}}^{\theta^k} \widehat{[(v^k)_\beta]} \right\|_\infty = \left\| \xi^\gamma J_{(n-2)\mathbf{1}} \widehat{[v_\beta]} \right\|_\infty,$$

and from part 5 of Lemma 653 and then part 4 of Lemma 651,

$$\left\| \xi^\gamma J_{(n-2)\mathbf{1}}^{\theta^k} \widehat{[(v^k)_\beta]} \right\|_\infty \leq \left(\frac{(n-1)!}{\sqrt{2\pi}} \right)^d \|x^{\beta-\gamma} v\|_{1, \mathcal{O}_1}, \quad \mathbf{0} \leq \beta, \gamma \leq n\mathbf{1}.$$

Consequently 12.66 becomes

$$\|E_k u_k\|_{W^{n\mathbf{1}}} \leq \left(\sum_{\beta, \gamma \leq n\mathbf{1}} \binom{n\mathbf{1}}{\beta}^{\frac{1}{2}} \binom{n\mathbf{1}}{\gamma}^{\frac{1}{2}} \|x^{\beta-\gamma} v\|_{1, \mathcal{O}_1} \right) \|u_k\|_{W^{n\mathbf{1}}(U_k \cap \Omega)}.$$

Regarding the summation term:

$$\begin{aligned} &\sum_{\beta, \gamma \leq n\mathbf{1}} \binom{n\mathbf{1}}{\beta}^{\frac{1}{2}} \binom{n\mathbf{1}}{\gamma}^{\frac{1}{2}} \|x^{\beta-\gamma} v\|_{1, \mathcal{O}_1} \\ &= \sum_{\beta, \gamma \leq n\mathbf{1}} \binom{n\mathbf{1}}{\beta}^{\frac{1}{2}} \binom{n\mathbf{1}}{\gamma}^{\frac{1}{2}} \int \frac{x^\beta}{x^\gamma} |v(x)| dx \\ &= \int \left(\sum_{\gamma \leq n\mathbf{1}} \binom{n\mathbf{1}}{\gamma}^{\frac{1}{2}} \mathbf{1}^{n\mathbf{1}-\gamma} \frac{1}{x^\gamma} \right) \left(\sum_{\beta \leq n\mathbf{1}} \binom{n\mathbf{1}}{\beta}^{\frac{1}{2}} \mathbf{1}^{n\mathbf{1}-\beta} x^\beta \right) |v(x)| dx \\ &= \int \left(\sum_{\gamma \leq n\mathbf{1}} \binom{n\mathbf{1}}{\gamma}^{\frac{1}{2}} \mathbf{1}^{n\mathbf{1}-\gamma} \left(\frac{1}{x} \right)^\gamma \right) \left(\sum_{\beta \leq n\mathbf{1}} \binom{n\mathbf{1}}{\beta}^{\frac{1}{2}} \mathbf{1}^{n\mathbf{1}-\beta} x^\beta \right) |v(x)| dx \\ &\leq \int \left(\sum_{\gamma \leq n\mathbf{1}} \binom{n\mathbf{1}}{\gamma} \mathbf{1}^{n\mathbf{1}-\gamma} \left(\frac{1}{x} \right)^\gamma \right) \left(\sum_{\beta \leq n\mathbf{1}} \binom{n\mathbf{1}}{\beta} \mathbf{1}^{n\mathbf{1}-\beta} x^\beta \right) |v(x)| dx \\ &= \int_{\mathcal{O}_1} \left(1 + \frac{1}{x} \right)^{n\mathbf{1}} (1+x)^{n\mathbf{1}} |v(x)| dx \\ &= \int_{\mathcal{O}_1} \frac{(1+x)^{2n\mathbf{1}}}{x^{n\mathbf{1}}} |v(x)| dx, \end{aligned} \tag{12.67}$$

and so we have the local continuity estimate

$$\|E_k u_k\|_{W^{n\mathbf{1}}} \leq \left(\int_{\mathcal{O}_1} \frac{(1+x)^{2n\mathbf{1}}}{x^{n\mathbf{1}}} |v(x)| dx \right) \|u_k\|_{W^{n\mathbf{1}}(U_k \cap \Omega)}. \tag{12.68}$$

Further

$$\begin{aligned} \|u_k\|_{W^{n_1}(U_k \cap \Omega)} &= \|(r_\Omega \phi_k) u\|_{W^{n_1}(U_k \cap \Omega)} = \|\phi_k u\|_{W^{n_1}(U_k \cap \Omega)} \\ &\leq \|\phi_k u\|_{W^{n_1}(\Omega)} \\ &\leq 2^{nd/2} \|\phi_k\|_{W^{n_1, \infty}(\Omega)} \|u\|_{W^{n_1}(\Omega)}, \end{aligned} \quad (12.69)$$

where the last estimate is from Theorem 722 in the Appendix. We now introduce our candidate for the extension operator E_Ω , namely

$$E_\Omega u := \sum_{k=1}^M E_k u_k. \quad (12.70)$$

Observe that E_Ω is an extension because each E_k is an extension and $u = \sum_{k=1}^M u_k$. Finally, applying 12.69 to the continuity estimate 12.66 for $E_k u_k$ we get

$$\begin{aligned} \|E_\Omega u\|_{W^{n_1}} &= \left\| \sum_{k=1}^M E_k u_k \right\|_{W^{n_1}} \leq \sum_{k=1}^M \|E_k u_k\|_{W^{n_1}} \leq \\ &\leq 2^{nd/2} \left(\int_{\mathcal{O}_1} \frac{(1+x)^{2n_1}}{x^{n_1}} |v(x)| dx \right) \left(\sum_{k=1}^M \|\phi_k\|_{W^{n_1, \infty}(\Omega)} \right) \|u\|_{W^{n_1}(\Omega)}. \end{aligned}$$

■

Remark 658

1. $x^\beta v \in L^1_{\widehat{\mathcal{O}}_1}$ for all multi-integers $\beta_+ \leq (n-1)\mathbf{1}$ iff $x^{-(n-1)\mathbf{1}} v, x^{(n-1)\mathbf{1}} v \in L^1_{\widehat{\mathcal{O}}_1}$.

2.

$$\int_{\mathcal{O}_1} \frac{(1+x)^{2n_1}}{x^{n_1}} |v(x)| dx = \int_{\widehat{\mathcal{O}}_1} \frac{(1+x)^{2n_1}}{x^{n_1}} \left(|v(x)| + \frac{1}{x^{2\mathbf{1}}} \left| v\left(\frac{1}{x}\right) \right| \right) dx.$$

3. If $x^{(n-1)\mathbf{1}} v \in L^1_{\widehat{\mathcal{O}}_1}$ and $v \in L^1_{\widehat{\mathcal{O}}_1}$ then $x^\beta v \in L^1_{\widehat{\mathcal{O}}_1}$ for all $\mathbf{0} \leq \beta \leq (n-1)\mathbf{1}$. Further, if we extend v to \mathcal{O}_1 as

$$v(x) := \frac{1}{x^{2\mathbf{1}}} \left| v\left(\frac{1}{x}\right) \right|, \quad x \in \mathcal{O}_1 \setminus \widehat{\mathcal{O}}_1,$$

then 12.60 holds i.e. $x^\beta v \in L^1_{\widehat{\mathcal{O}}_1}$ for all multi-integers $\beta_+ \leq (n-1)\mathbf{1}$. Here $\widehat{\mathcal{O}}_1 := [0, 1]^d$.

12.6 A continuous extension $E_\Omega^\alpha : C^{(\alpha)}(\overline{\Omega}) \rightarrow C_B^{(\alpha)}$.

In this section will use the functional $J_\gamma[v]$ to construct a set of extension operators $E_\Omega^\alpha : C^{(\alpha)}(\overline{\Omega}) \rightarrow C_B^{(\alpha)}$, $\alpha \geq \mathbf{1}$, which are continuous under the supremum norm. To do this we will constrain the function v to have bounded support in \mathcal{O}_1 and to be a tensor product function which satisfies 12.76. The main extension result is Theorem 661.

But first we need:

Lemma 659 ??? Suppose $\alpha \geq \mathbf{1}$. Then:

1. There exists a tensor product function $v(x) = v_1(x_1) \dots v_d(x_d) \in L^1_0(\mathcal{O}_1)$ with support in some rectangle $R[a, b] \subset \mathcal{O}_1$, $a. < b$, such that

$$\forall i : \int_{a_i}^{b_i} \frac{v_i(t)}{t^{\lambda_i}} dt = \delta_{\lambda_i, 0}, \quad \lambda_i = 0, 1, 2, \dots, \alpha_i + 1, \quad (12.71)$$

where $\alpha \geq \mathbf{1}$ and $\delta_{\lambda_i, 0}$ denotes the Kronecker delta.

If v satisfies condition 12.71 then:

2.

$$D_i^{\gamma_i} J_{\alpha_i-2} [\xi_i^{\beta_i} v_i] \in PWC^\infty(\mathbb{R}^1), \quad \gamma_i = \alpha_i - 1, \alpha_i; \quad \beta_i = 0, 1, \dots, \alpha_i, \tag{12.72}$$

?? with jumps at zero.

3. $D^\gamma J_{\alpha-2} [\xi^\beta v] \in PWC^\infty(\mathbb{R}^d)$ when $\beta, \gamma \leq \alpha$.?? When $\alpha - 1 < \gamma \leq \alpha$ there are jumps at $\partial\mathcal{O}_1$? ??

4. $D^\gamma J_{\alpha-2} [\xi^\beta v] \in L^1$ when $\beta, \gamma \leq \alpha$, and $\|D^\gamma J_{\alpha-2} [\xi^\beta v]\|_1 = \|D^\gamma J_{\alpha-2} [\xi^\beta v]\|_{1, \mathcal{O}_1}$. The estimate of part 4 in Lemma 640 applies.

Proof. Part 1 Set $v_i(t) = t^{\alpha_i+1} u_i(t)$. Condition 12.71 now becomes:

$$\forall i : \int_{a_i}^{b_i} t^{\mu_i} u_i(t) dt = \delta_{\mu_i, \alpha_i+1}, \quad \mu_i = 0, 1, 2, \dots, \alpha_i + 1.$$

We assume that each u_i is a step function which is constant on each unit open interval $(k, k + 1) \subset \mathbb{R}_+^1$.

?? Formulate the problem??: assume g is a step function on the interval $[1, m + 1]$. Assume m steps with $g = a_j$ on $(j, j + 1)$. Thus

$$\sum_{j=1}^m \int_j^{j+1} t^{i-1} a_j dt = 0, \quad i = 1, \dots, m - 1.$$

$$\sum_{j=1}^m \int_j^{j+1} t^{m-1} a_j dt = 1.$$

i.e.

$$\frac{1}{i} \sum_{j=1}^m \left((j+1)^i - j^i \right) a_j = 0, \quad i = 1, \dots, m - 1.$$

$$\frac{1}{m} \sum_{j=1}^m \left((j+1)^m - j^m \right) a_j = 1.$$

i.e. we have m equations in the m unknowns a_j :

$$\sum_{j=1}^m \left((j+1)^i - j^i \right) a_j = 0, \quad i = 1, \dots, m - 1.$$

$$\sum_{j=1}^m \left((j+1)^m - j^m \right) a_j = m.$$

In matrix form:

$$\begin{pmatrix} 2^1 - 1^1 & 3^1 - 2^1 & \dots & (m+1)^1 - m^1 \\ 2^2 - 1^2 & 3^2 - 2^2 & \dots & (m+1)^2 - m^2 \\ \vdots & \vdots & \ddots & \vdots \\ 2^{m-1} - 1^{m-1} & 3^{m-1} - 2^{m-1} & \dots & (m+1)^{m-1} - m^{m-1} \\ 2^m - 1^m & 3^m - 2^m & \dots & (m+1)^m - m^m \end{pmatrix} \begin{pmatrix} a_1 \\ a_2 \\ a_3 \\ \vdots \\ a_{m-1} \\ a_m \end{pmatrix} = \begin{pmatrix} 0 \\ 0 \\ 0 \\ \vdots \\ 0 \\ m \end{pmatrix}.$$

Show the determinant is non-zero:

$$\begin{aligned}
 & \begin{vmatrix} 2^1 - 1^1 & 3^1 - 2^1 & \cdots & (m+1)^1 - m^1 \\ 2^2 - 1^2 & 3^2 - 2^2 & \cdots & (m+1)^2 - m^2 \\ \vdots & \vdots & \ddots & \vdots \\ 2^{m-1} - 1^{m-1} & 3^{m-1} - 2^{m-1} & \cdots & (m+1)^{m-1} - m^{m-1} \\ 2^m - 1^m & 3^m - 2^m & \cdots & (m+1)^m - m^m \end{vmatrix} \\
 &= \begin{vmatrix} 1 & 1 & 1 & \cdots & 1 \\ 1^1 & 2^1 & 3^1 & \cdots & (m+1)^1 \\ 1^2 & 2^2 & 3^2 & \cdots & (m+1)^2 \\ \vdots & \vdots & \vdots & \ddots & \vdots \\ 1^{m-1} & 2^{m-1} & 3^{m-1} & \cdots & (m+1)^{m-1} \\ 1^m & 2^m & 3^m & \cdots & (m+1)^m \end{vmatrix} \\
 &= \text{Vandemonde}(1, 2, 3, \dots, m, m+1) \\
 &= 1!2!3! \dots m! \\
 &\neq 0.
 \end{aligned}$$

We conclude that the a_i always exist and are unique and so g exists and hence a v_i exists $\forall i$.

Part 2 If v is a tensor product:

$$D^{\gamma} J_{\alpha-2} [v_{\beta}] = (-1)^{|\beta|} D_1^{\gamma_1} J_{\alpha_1-2} [\xi^{\beta_1} v_1] D_2^{\gamma_2} J_{\alpha_2-2} [\xi^{\beta_2} v_2] \cdots D_d^{\gamma_d} J_{\alpha_d-2} [\xi^{\beta_d} v_d].$$

Then we want $v_i \in L_0^1(0, \infty)$ such that $\forall i$ 12.72 holds, and since by Lemma 640, $D_i^{\alpha_i-1} J_{\alpha_i-2} [\xi_i^{\beta_i} v_i] \in PWC^{\infty}(\mathbb{R}^1)$, this can be ensured by requiring that $\forall i$,

$$D_i^{\alpha_i} J_{\alpha_i-2} [\xi_i^{\beta_i} v_i] (0^+) = 0, \quad \beta_i = 0, 1, \dots, \alpha_i. \quad (12.73)$$

But from 12.15, $\forall \gamma \geq 0$,

$$D^{\gamma} J_{\delta} [\sigma] (z) = \int_a^b p_{\gamma}^{\delta} \left(\frac{z}{\mu} \right) \frac{\sigma(\mu)}{\mu^{\gamma+1}} e^{-\frac{z}{\mu}} d\mu, \quad z \in \overline{\mathcal{O}_1}, \quad (12.74)$$

so that $\forall i$,

$$D_i^{\alpha_i} J_{\alpha_i-2} [\xi_i^{\beta_i} v_i (\xi_i)] (s) = \int_{a_i}^{b_i} p_{\alpha_i-2}^{\alpha_i} \left(\frac{s}{t} \right) \frac{t^{\beta_i} v_i(t)}{t^{\alpha_i+1}} e^{-\frac{s}{t}} dt, \quad s \geq 0, \beta_i \leq \alpha_i, \quad (12.75)$$

and thus condition 12.73 becomes: for all i ,

$$p_{\alpha_i-2}^{\alpha_i} (0) \int_{a_i}^{b_i} \frac{t^{\beta_i} v_i(t)}{t^{\alpha_i+1}} dt = 0, \quad \beta_i \leq \alpha_i,$$

or

$$p_{\alpha_i-2}^{\alpha_i} (0) \int_{a_i}^{b_i} \frac{v_i(t)}{t^{\alpha_i-\beta_i+1}} dt = 0, \quad \beta_i \leq \alpha_i,$$

or

$$p_{\alpha_i-2}^{\alpha_i} (0) \int_{a_i}^{b_i} \frac{v_i(t)}{t^k} dt = 0, \quad k = 1, \dots, \alpha_i + 1.$$

But from 12.19: $p_n^m(0) = (-1)^{n-1-m} \frac{(m+1)!}{(n-1-m)!}$ when $n \geq m+1$, so that in particular $p_n^{n-2}(0) = -(n-1)!$ and our condition now becomes

$$\forall i : \int_{a_i}^{b_i} \frac{v_i(t)}{t^k} dt = 0, \quad k = 1, 2, \dots, \alpha_i + 1.$$

We also require that

$$\forall i : \int_{a_i}^{b_i} v_i(t) dt = 1,$$

so that the conditions can be written:

$$\forall i : \int_{a_i}^{b_i} \frac{v_i(t)}{t^{\lambda_i}} dt = \delta_{\lambda_i,0}, \quad \lambda_i \leq \alpha_i + 1,$$

which is 12.71.

Part 3 From part 6 of Lemma 640, $D^\gamma J_{\alpha-2} [\xi^\beta v] \in PWC^\infty(\mathbb{R}^d)$ when $\beta, \gamma \leq \alpha - 1$, and so the result of part 2 directly implies part 3.

Part 4 Since $\alpha \geq 1$, part 5 of Lemma 645 implies $D^\gamma J_{\alpha-2} [\xi^\beta v] \in L^1(\mathcal{O}_1)$ for all β, γ . From part 3, $D^\gamma J_{\alpha-2} [\xi^\beta v] \in PWC^\infty(\mathbb{R}^d)$ when $\beta, \gamma \leq \alpha$. Thus, since $\text{supp } D^\gamma J_{\alpha-2} [\xi^\beta v] \subseteq \overline{\mathcal{O}_1}$, we can conclude that $D^\gamma J_{\alpha-2} [\xi^\beta v] \in L^1$ when $\beta, \gamma \leq \alpha$. ■

This is the arbitrary rectangle version of Lemma 659.

Lemma 660 *Suppose $\alpha \geq 1$. Then:*

1. *There exists a tensor product function $v(x) = v_1(x_1) \dots v_d(x_d) \in L^1_0(\mathcal{O}_\theta)$ with bounded support in the rectangle $R[c, d] \subset \mathcal{O}_\theta$, $c < d$, which satisfies*

$$\forall i : \int_{c_i}^{d_i} \frac{v_i(t)}{t^{\lambda_i}} dt = \delta_{\lambda_i,0}, \quad \lambda_i = 0, 1, 2, \dots, \alpha_i + 1. \tag{12.76}$$

Here $\delta_{\lambda_i,0}$ denotes the Kronecker delta.

2. *If v satisfies condition 12.76 then:*

$$D_i^{\gamma_i} J_{\alpha_i-2}^{\theta_i} [\xi_i^{\beta_i} v_i] \in PWC^\infty(\mathbb{R}^1), \quad \gamma_i = \alpha_i - 1, \alpha_i; \beta_i = 0, 1, \dots, \alpha_i,$$

If v satisfies condition 12.76 then:

3. $D_i^{\gamma_i} J_{\alpha_i-2}^{\theta_i} [\xi_i^{\beta_i} v_i] \in PWC^\infty(\mathbb{R}^1)$, $\gamma_i = \alpha_i - 1, \alpha_i; \beta_i = 0, 1, \dots, \alpha_i$, ?? with a jump at zero.
4. L^1 estimate: $D^\gamma J_{\alpha-2}^\theta [\xi^\beta v] \in L^1$ when $\beta, \gamma \leq \alpha$, and

$$\|D^\gamma J_{\alpha-2}^\theta [\xi^\beta v]\|_1 \leq ?? \left\| \frac{x^\beta v}{x^\gamma} \right\|_{1, \mathcal{O}_\theta} \int_{\mathcal{O}_1} q_\gamma^{\alpha-2}(y) e^{-y^1} dy.$$

Proof. ?? Part 1 Concerning rectangles see Definition 680. By definition, $v \in L^1_0(\mathcal{O}_\theta)$ iff $v(\theta_i) \in L^1_0(\mathcal{O}_1)$ and by part 1 of Lemma 659 there exists a closed rectangle $R[a, b] \subset \mathcal{O}_1$ such that

$$\forall i : \int_{a_i}^{b_i} \frac{v_i(\theta_i t)}{t^{\lambda_i}} dt = \delta_{\lambda_i,0}, \quad \lambda_i = 0, 1, 2, \dots, \alpha_i + 1,$$

which can be written: for all i ,

$$\int_{a_i}^{b_i} \frac{v_i(\theta_i t)}{t^{\lambda_i}} dt = \delta_{\lambda_i,0}, \quad \lambda_i = 1, 2, \dots, \alpha_i + 1, \\ \int_{a_i}^{b_i} v_i(\theta_i t) dt = 1.$$

Applying the change of variables $s = \theta_i t$, $t = \theta_i s$, $dt = \theta_i ds$ we get

$$\int_{\theta_i a_i}^{\theta_i b_i} \frac{v_i(s)}{s^{\lambda_i}} ds = 0, \quad \lambda_i = 1, 2, \dots, \alpha_i + 1, \\ \theta_i \int_{\theta_i a_i}^{\theta_i b_i} v_i(s) ds = 1,$$

which can be written

$$\int_{\min\{\theta_i a_i, \theta_i b_i\}}^{\max\{\theta_i a_i, \theta_i b_i\}} \frac{v_i(s)}{s^{\lambda_i}} ds = 0, \quad \lambda_i = 1, 2, \dots, \alpha_i + 1, \\ \int_{\min\{\theta_i a_i, \theta_i b_i\}}^{\max\{\theta_i a_i, \theta_i b_i\}} v_i(s) ds = 1.$$

Thus there exists a rectangle $R[c, d] \subset \mathcal{O}_\theta$, $c = \min\{\theta.a, \theta.b\}$, $d = \max\{\theta.a, \theta.b\}$ such that

$$\forall i : \int_{c_i}^{d_i} \frac{v_i(t)}{t^{\lambda_i}} dt = \delta_{\lambda_i, 0}, \quad \lambda_i = 0, 1, 2, \dots, \alpha_i + 1.$$

Part 2 ??

Part 3 ??

Part 4 ??

$$\|D^\gamma J_{\alpha-2}^\theta [\xi^\beta v]\|_1 = \|D^\gamma J_{\alpha-2}^\theta [\xi^\beta v]\|_{1, \mathcal{O}_\theta} \leq \left\| \frac{x^\beta v}{x^\gamma} \right\|_{1, \mathcal{O}_\theta} \int_{\mathcal{O}_1} q_\gamma^{\alpha-2}(y) e^{-y \mathbf{1}} dy,$$

where the estimate of part 5 in Lemma 645 is used. ■

This is the main extension theorem of this section.

Theorem 661 *Assume $\alpha \geq 1$ and Ω has the uniform rectangle property. We construct a continuous extension operator $E_\Omega^\alpha : C_B^{(\alpha)}(\overline{\Omega}) \rightarrow C_B^{(\alpha)}(\mathbb{R}^d)$. Assume $v \in L_0^1(\mathcal{O}_1)$ is a tensor product function satisfying condition 12.76. Assume (for simplicity) that for some fixed $v \in L_0^1(\mathcal{O}_1)$ and all k ,*

$$v^k(x) := v(\theta^k \cdot x), \quad x \in \mathcal{O}_\theta. \quad (12.77)$$

Then we have the continuity estimate

$$\|E_\Omega^\alpha u\|_{\alpha, \infty; \Omega} \leq k_{\alpha, v} \left(\sum_{k=1}^M \|\phi_k\|_{\alpha, \infty; \Omega} \right) \|u\|_{\alpha, \infty; \Omega},$$

where $k_{v, \alpha}$ is given by 12.84 and $\{\phi_k\}$ is a special partition of unity.

Proof. Step 1: Localization Fix $u \in C^{(\alpha)}(\overline{\Omega})$. Since $\overline{\Omega}$ is compact we can cover it by a finite number of orthant neighborhoods $\{U_{x^{(k)}}\}_{k=1}^M$, choose a C^∞ **partition of unity** $\{\phi_k\}_{k=1}^M$ subordinate to this cover and, noting the definition of the uniform rectangle condition, set

$$U_k := U_{x^{(k)}}, \quad \theta^k = \theta_{x^{(k)}}, \quad h^k := h_{x^{(k)}}, \quad \mathcal{O}^k = \theta^k \cdot \mathcal{O}_1,$$

where each $\theta^k \in \{-1, 1\}^d$, and also set

$$u := \sum_{k=1}^M u_k, \quad u_k := (r_\Omega \phi_k) u.$$

Now $u_k \in C^{(\alpha)}(\overline{U_k \cap \Omega})$ and in fact, since $\text{supp } \phi_k \subset U_k$ implies $\text{dist}(\text{supp } \phi_k, \partial U_k) > 0$, we have $\text{supp } u_k \subset U_k \cap \overline{\Omega}$.

Step 2: Local extension We now define extension operators for the local functions u_k introduced in step 2.

Suppose $x \in U_k \cap \overline{\Omega}$. Then the uniform rectangle condition implies $x + \tau.h^k.\overline{\mathcal{O}^k} \subset \Omega$ whenever $0 \leq \tau \leq 1$ and hence $u_k \in C^{(\alpha)}(\overline{\Omega})$ implies $u_k \in C^{(\alpha)}(x + \tau.h^k.\overline{\mathcal{O}^k})$ when $0 \leq \tau \leq 1$. Thus $u_k \in C_0^{(\alpha)}(x + \overline{\mathcal{O}^k})$ and so by part 1 of Lemma 645 with $\gamma = 0$,

$$u_k(x) = \frac{1}{(\alpha-1)!} \sum_{\beta \leq \alpha} \binom{\alpha}{\beta} \int_{x + \mathcal{O}^k} I_{k, \beta}(x-y) D^\beta u_k(y) dy,$$

where

$$I_{k, \beta} := J_{\alpha-2}^{\theta^k} \left[(v^k)_\beta \right]_-, \quad v^k \in L_0^1(\mathcal{O}^k), \quad (12.78)$$

and v^k has property 12.76. Now define

$$u_{k, \beta}(y) := \begin{cases} D^\beta u_k(y), & y \in U_k \cap \overline{\Omega}, \\ 0, & \text{otherwise,} \end{cases} \quad (12.79)$$

and the operator E_k by

$$E_k u_k(x) := \frac{1}{(\alpha-1)!} \sum_{\beta \leq \alpha} \binom{\alpha}{\beta} \int I_{k,\beta}(x-y) u_{k,\beta}(y) dy, \quad x \in \mathbb{R}^d. \tag{12.80}$$

Thus, if $x \in U_k \cap \overline{\Omega}$,

$$E_k u_k(x) = \frac{1}{(\alpha-1)!} \sum_{\beta \leq \alpha} \binom{\alpha}{\beta} \int_{x+\mathcal{O}^k} I_{k,\beta}(x-y) u_{k,\beta}(y) dy = u_k(x),$$

confirming that E_k is an extension operator from $U_k \cap \overline{\Omega}$ to \mathbb{R}^d .

We now introduce our candidate for the extension operator E_Ω from Ω :

$$E_\Omega^\alpha u := \sum_{k=1}^M E_k u_k. \tag{12.81}$$

Observe that E_Ω^α is an extension because each E_k is an extension and $u = \sum_{k=1}^M u_k$.

Since $u_{k,\beta} \in C_0^{(\alpha-\beta)}(x + \overline{\mathcal{O}^k}) \in \mathcal{E}'$ and $I_{k,\beta} \in S'$ we can use the $S' * \mathcal{E}'$ convolution (see, for example, Subsection 2:9.6 of Vladimirov [59] OR Corollary 2:6.9 and Theorem 2:6.10 of Petersen [52]) to write

$$E_k u_k(x) = \frac{(2\pi)^{d/2}}{(\alpha-1)!} \sum_{\beta \leq \alpha} \binom{\alpha}{\beta} I_{k,\beta} * u_{k,\beta},$$

and

$$D^\gamma E_k u_k = \frac{(2\pi)^{d/2}}{(\alpha-1)!} \sum_{\beta \leq \alpha} \binom{\alpha}{\beta} (D^\gamma I_{k,\beta}) * u_{k,\beta}, \quad \forall \gamma. \tag{12.82}$$

Noting 12.78, part 4 of Lemma 660 implies $D^\gamma I_{k,\beta} \in L^1$ when $\beta, \gamma \leq n\mathbf{1}$. Also, $u_k \in C_0^{(\alpha)}(x + \overline{\mathcal{O}^k})$ implies $u_k \in L^\infty$. Thus, by Young's convolution inequality, $I_{k,\beta} * u_{k,\beta} \in L^\infty$ and so $D^\gamma E_k u_k \in L^\infty$. Further

$$\begin{aligned} \|D^\gamma E_k u_k\|_\infty &\leq \frac{(2\pi)^{d/2}}{(\alpha-1)!} \sum_{\beta \leq \alpha} \binom{\alpha}{\beta} \|(D^\gamma I_{k,\beta}) * u_{k,\beta}\|_\infty \\ &\leq \frac{1}{(\alpha-1)!} \sum_{\beta \leq \alpha} \binom{\alpha}{\beta} \|D^\gamma I_{k,\beta}\|_1 \|u_{k,\beta}\|_{\infty, \Omega} \\ &= \frac{1}{(\alpha-1)!} \sum_{\beta \leq \alpha} \binom{\alpha}{\beta} \|D^\gamma I_{k,\beta}\|_1 \|u_{k,\beta}\|_{\infty, \Omega} \\ &= \frac{1}{(\alpha-1)!} \sum_{\beta \leq \alpha} \binom{\alpha}{\beta} \|D^\gamma I_{k,\beta}\|_1 \|D^\beta u_k\|_{\infty, \Omega}, \end{aligned}$$

so that

$$\begin{aligned} \|E_k u_k\|_{\alpha; \infty; \Omega} &= \sum_{\gamma \leq \alpha} \binom{\alpha}{\gamma} \|D^\gamma E_k u_k\|_\infty \\ &\leq \frac{1}{(\alpha-1)!} \sum_{\gamma \leq \alpha} \binom{\alpha}{\gamma} \sum_{\beta \leq \alpha} \binom{\alpha}{\beta} \|D^\gamma I_{k,\beta}\|_1 \|D^\beta u_k\|_{\infty, \Omega} \\ &\leq \frac{1}{(\alpha-1)!} \sum_{\gamma \leq \alpha} \binom{\alpha}{\gamma} \max_{\beta \leq \alpha} \|D^\beta u_k\|_{\infty, \Omega} \sum_{\beta \leq \alpha} \binom{\alpha}{\beta} \|D^\gamma I_{k,\beta}\|_1. \end{aligned}$$

Noting 12.78, part 4 of Lemma 640 and 12.25 imply ??

$$\begin{aligned} \|D^\gamma I_{k,\beta}\|_1 &= \left\| D^\gamma J_{\alpha-2}^{\theta^k} \left[(v^k)_\beta \right]_- \right\|_1 = \left\| D^\gamma J_{\alpha-2}^{\theta^k} \left[(v^k)_\beta \right] \right\|_1 \\ &= \|D^\gamma J_{\alpha-2} [v_\beta]\|_1 \\ &\leq 2^{|\gamma|} (\alpha-1)! \left\| \frac{x^\beta v}{x^\gamma} \right\|_{1, \mathcal{O}^k}, \end{aligned}$$

so that

$$\begin{aligned}
 \sum_{\beta \leq \alpha} \binom{\alpha}{\beta} \|D^{\gamma} I_{k,\beta}\|_1 &\leq 2^{|\gamma|} (\alpha - 1)! \sum_{\beta \leq \alpha} \binom{\alpha}{\beta} \left\| \frac{x^{\beta}}{x^{\gamma}} v \right\|_{1, \mathcal{O}_1} \\
 &= 2^{|\gamma|} (\alpha - 1)! \sum_{\beta \leq \alpha} \int_{\mathcal{O}_1} \binom{\alpha}{\beta} \frac{x^{\beta}}{x^{\gamma}} |v(x)| dx \\
 &= 2^{|\gamma|} (\alpha - 1)! \int_{\mathcal{O}_1} \frac{\sum_{\beta \leq \alpha} \binom{\alpha}{\beta} x^{\beta} \mathbf{1}^{\alpha-\beta}}{|x^{\gamma}|} |v(x)| dx \\
 &= 2^{|\gamma|} (\alpha - 1)! \left(\int_{\mathcal{O}_1} \frac{(1+x)^{\alpha}}{x^{\gamma}} |v(x)| dx \right),
 \end{aligned}$$

and hence

$$\begin{aligned}
 \|E_k u_k\|_{\alpha; \infty; \Omega} &\leq \frac{1}{(\alpha-1)!} \sum_{\gamma \leq \alpha} \binom{\alpha}{\gamma} \max_{\beta \leq \alpha} \|D^{\beta} u_k\|_{\infty, \Omega} 2^{|\gamma|} (\alpha - 1)! \int_{\mathcal{O}_1} \frac{(1+x)^{\alpha}}{x^{\gamma}} |v(x)| dx \\
 &= \sum_{\gamma \leq \alpha} \binom{\alpha}{\gamma} \max_{\beta \leq \alpha} \|D^{\beta} u_k\|_{\infty, \Omega} 2^{|\gamma|} \int_{\mathcal{O}_1} \frac{(1+x)^{\alpha}}{x^{\gamma}} |v(x)| dx \\
 &= \max_{\beta \leq \alpha} \|D^{\beta} u_k\|_{\infty, \Omega} \sum_{\gamma \leq \alpha} \binom{\alpha}{\gamma} 2^{|\gamma|} \int_{\mathcal{O}_1} \frac{(1+x)^{\alpha}}{x^{\gamma}} |v(x)| dx \\
 &= \max_{\beta \leq \alpha} \|D^{\beta} u_k\|_{\infty, \Omega} \int_{\mathcal{O}_1} \sum_{\gamma \leq \alpha} \binom{\alpha}{\gamma} \left(\frac{2}{x}\right)^{\gamma} (1+x)^{\alpha} |v(x)| dx \\
 &= \max_{\beta \leq \alpha} \|D^{\beta} u_k\|_{\infty, \Omega} \int_{\mathcal{O}_1} \left(1 + \frac{2}{x}\right)^{\alpha} (1+x)^{\alpha} |v(x)| dx \\
 &= \max_{\beta \leq \alpha} \|D^{\beta} u_k\|_{\infty, \Omega} \int_{\mathcal{O}_1} \frac{(1+x)^{\alpha} (2+x)^{\alpha}}{x^{\alpha}} |v(x)| dx.
 \end{aligned}$$

Thus, from 12.81,

$$\|E_{\Omega}^{\alpha} u\|_{\alpha; \infty; \Omega} \leq \sum_{k=1}^M \|E_k u_k\|_{\alpha; \infty; \Omega} \leq \left(\sum_{k=1}^M \max_{\beta \leq \alpha} \|D^{\beta} u_k\|_{\infty, \Omega} \right) \int_{\mathcal{O}_1} \frac{(1+x)^{\alpha} (2+x)^{\alpha}}{x^{\alpha}} |v(x)| dx.$$

But

$$\begin{aligned}
 \max_{\beta \leq \alpha} \|D^{\beta} u_k\|_{\infty, \Omega} &= \max_{\beta \leq \alpha} \|D^{\beta} (\phi_k u)\|_{\infty, \Omega} = \max_{\beta \leq \alpha} \left\| \sum_{\gamma \leq \beta} \binom{\beta}{\gamma} D^{\beta-\gamma} \phi_k D^{\gamma} u \right\|_{\infty, \Omega} \\
 &\leq \max_{\beta \leq \alpha} \sum_{\gamma \leq \beta} \binom{\beta}{\gamma} \|D^{\beta-\gamma} \phi_k\|_{\infty, \Omega} \|D^{\gamma} u\|_{\infty, \Omega} \\
 &\leq \max_{\beta \leq \alpha} \left(\max_{\gamma \leq \beta} \|D^{\gamma} \phi_k\|_{\infty, \Omega} \right) \|D^{\alpha} u\|_{\beta, \infty, \Omega} \\
 &= \left(\max_{\gamma \leq \alpha} \|D^{\gamma} \phi_k\|_{\infty, \Omega} \right) \|D^{\alpha} u\|_{\beta, \infty, \Omega} \\
 &\leq \|D^{\alpha} \phi_k\|_{\beta, \infty, \Omega} \|D^{\alpha} u\|_{\beta, \infty, \Omega},
 \end{aligned}$$

so we can write

$$\|E_{\Omega}^{\alpha} u\|_{\alpha; \infty; \Omega} \leq k_{\alpha, v} \left(\sum_{k=1}^M \|\phi_k\|_{\alpha, \infty, \Omega} \right) \|u\|_{\alpha, \infty, \Omega}, \quad (12.83)$$

where

$$\left. \begin{aligned}
 k_{\alpha, v} &= \int_{\mathcal{O}_1} \frac{(1+x)^{\alpha} (2+x)^{\alpha}}{x^{\alpha}} |v(x)| dx, \\
 &= \prod_{i=1}^d \int_{a_i}^{b_i} \left(\frac{(1+t)(2+t)}{t} \right)^{\alpha_i} |v_i(t)| dt.
 \end{aligned} \right\} \quad (12.84)$$

This establishes the continuity of the extension operator i.e. $E_\Omega : C_B^\alpha(\overline{\Omega}) \rightarrow C_B^\alpha(\mathbb{R}^d)$ is continuous under supremum norms. ■

12.7 A contin. exten. $E_\Omega^{n\mathbf{1}} : W^{n\mathbf{1}}(\Omega) \rightarrow W^{n\mathbf{1}}$ derived using spaces of contin. funcs.

In Section 12.6 we constructed the continuous extension operators $\{E_\Omega^\alpha\}_{\alpha \geq 1}$ such that each $E_\Omega^\alpha : C^{(\alpha)}(\overline{\Omega}) \rightarrow C_B^{(\alpha)}$ is continuous under the supremum norm.

In this section we show that the particular extension operators $\{E_\Omega^{n\mathbf{1}}\}_{n \geq 1}$ are such that each $E_\Omega^{n\mathbf{1}} : W^{n\mathbf{1}}(\Omega) \rightarrow W^{n\mathbf{1}}(\mathbb{R}^d)$ is continuous if we assume that the integral operator $J_{(n-2)\mathbf{1}}^\theta[v]$ is a tensor product function with property 12.76.

Theorem 662 *Suppose $n \geq 1$ and Ω has the uniform rectangle property. Suppose the function $v \in L_0^1(\mathcal{O}_1)$ used to define the operator $J_{(n-2)\mathbf{1}}^\theta[v]$ is a tensor product function with property 12.76. Then the extension operator $E_\Omega^{n\mathbf{1}}$ of Theorem 661 satisfies $E_\Omega^{n\mathbf{1}} : W^{n\mathbf{1}}(\Omega) \xrightarrow{c} W^{n\mathbf{1}}$. In fact*

$$\|E_\Omega^{n\mathbf{1}}u\|_{W^{n\mathbf{1}}} \leq k_{v,n} \left(\sum_{k=1}^M \|\phi_k\|_{W^{n\mathbf{1},\infty}(\Omega)} \right) \|u\|_{W^{n\mathbf{1}}(\Omega)},$$

where $k_{v,n}$ is given by 12.88 in the proof.

Proof. The uniform rectangle property implies the segment property holds and so part 4 of Remark 144 implies that $C^{(n\mathbf{1})}(\overline{\Omega})$ is dense in $W^{n\mathbf{1}}(\Omega)$. We will follow the proof of Theorem 657 and use a partition of unity $\{\phi_k\}_{k=1}^M$ to define each $u_k = \phi_k u$ and set $E_\Omega^{n\mathbf{1}}u := \sum_{k=1}^M E_k u_k$ so that

$$\|E_\Omega^{n\mathbf{1}}u\|_{W^{n\mathbf{1}}} \leq \sum_{k=1}^M \|E_k u_k\|_{W^{n\mathbf{1}}}, \quad u \in C^{(n\mathbf{1})}(\overline{\Omega}). \tag{12.85}$$

From 12.82 of the previous section, if $u \in C^{(n\mathbf{1})}(\overline{\Omega})$ then $u_{k,\beta} \in C_0^{(n\mathbf{1}-\beta)}(\Omega) \subset L^2$ and

$$D^\gamma E_k u_k = \frac{(2\pi)^{d/2}}{((n-1)!)^d} \sum_{\beta \leq n\mathbf{1}} \binom{n\mathbf{1}}{\beta} (D^\gamma I_{k,\beta}) * u_{k,\beta}, \quad \forall \gamma,$$

where $I_{k,\beta} = J_{\alpha-2}^{\theta^k} \left[(v^k)_\beta \right]_-$ for $v^k \in L_0^1(\mathcal{O}^k)$ is given by 12.78.

But $D^\gamma I_{k,\beta} \in L^1$ and so by Young's theorem

$$\begin{aligned} \|D^\gamma E_k u_k\|_2 &\leq \frac{(2\pi)^{d/2}}{((n-1)!)^d} \sum_{\beta \leq n\mathbf{1}} \binom{n\mathbf{1}}{\beta} \|(D^\gamma I_{k,\beta}) * u_{k,\beta}\|_2 \\ &\leq \frac{1}{((n-1)!)^d} \sum_{\beta \leq n\mathbf{1}} \binom{n\mathbf{1}}{\beta} \|D^\gamma I_{k,\beta}\|_1 \|u_{k,\beta}\|_2 \\ &\leq \frac{1}{((n-1)!)^d} \left(\sum_{\beta \leq n\mathbf{1}} \binom{n\mathbf{1}}{\beta} \|D^\gamma I_{k,\beta}\|_1^2 \right)^{1/2} \left(\sum_{\beta \leq n\mathbf{1}} \binom{n\mathbf{1}}{\beta} \|u_{k,\beta}\|_2^2 \right)^{1/2}, \end{aligned} \tag{12.86}$$

and from 12.65 and 12.69 of the proof of Theorem 657,

$$\left(\sum_{\beta \leq n\mathbf{1}} \binom{n\mathbf{1}}{\beta} \|u_{k,\beta}\|_2^2 \right)^{1/2} = \|u_k\|_{W^{n\mathbf{1}}(U_k \cap \Omega)} \leq 2^{nd/2} \|\phi_k\|_{W^{n\mathbf{1},\infty}(\Omega)} \|u\|_{W^{n\mathbf{1}}(\Omega)},$$

where the constant $2^{nd/2}$ comes from Theorem 722 in the Appendix. Thus 12.86 becomes

$$\|D^\gamma E_k u_k\|_2 \leq \frac{2^{nd/2}}{((n-1)!)^d} \left(\sum_{\beta \leq n\mathbf{1}} \binom{n\mathbf{1}}{\beta} \|D^\gamma I_{k,\beta}\|_1^2 \right)^{1/2} \|\phi_k\|_{W^{n\mathbf{1},\infty}(\Omega)} \|u\|_{W^{n\mathbf{1}}(\Omega)}.$$

$$\begin{aligned}
 \|E_k u_k\|_{W^{n\mathbf{1}}(\Omega)} &= \left(\sum_{\gamma \leq n\mathbf{1}} \binom{n\mathbf{1}}{\gamma} \|D^\gamma E_k u_k\|_2^2 \right)^{1/2} \leq \\
 &\leq \frac{2^{nd/2}}{((n-1)!)^d} \left(\sum_{\beta, \gamma \leq n\mathbf{1}} \binom{n\mathbf{1}}{\beta} \binom{n\mathbf{1}}{\gamma} \|D^\gamma I_{k, \beta}\|_1^2 \right)^{1/2} \|\phi_k\|_{W^{n\mathbf{1}, \infty}(\Omega)} \|u\|_{W^{n\mathbf{1}}(\Omega)} \quad (12.87)
 \end{aligned}$$

From 12.62 and then part 4 of Lemma 660 (?? CHECK!)

$$\begin{aligned}
 &\sum_{\beta, \gamma \leq n\mathbf{1}} \binom{n\mathbf{1}}{\beta} \binom{n\mathbf{1}}{\gamma} \|D^\gamma I_{k, \beta}\|_1^2 \\
 &= \sum_{\beta, \gamma \leq n\mathbf{1}} \binom{n\mathbf{1}}{\beta} \binom{n\mathbf{1}}{\gamma} \left\| D^\gamma J_{(n-2)\mathbf{1}}^{\theta^k} \left[(v^k)_\beta \right]_- \right\|_1^2 \\
 &= \sum_{\beta, \gamma \leq n\mathbf{1}} \binom{n\mathbf{1}}{\beta} \binom{n\mathbf{1}}{\gamma} \left\| D^\gamma J_{(n-2)\mathbf{1}}^{\theta^k} \left[(v^k)_\beta \right] \right\|_1^2 \\
 &\leq \sum_{\beta, \gamma \leq n\mathbf{1}} \binom{n\mathbf{1}}{\beta} \binom{n\mathbf{1}}{\gamma} \left(\left\| \frac{(v^k)_\beta}{x^\gamma} \right\|_{1, \mathcal{O}_{\theta^k} \mathcal{O}_1} \int q_\gamma^{(n-2)\mathbf{1}}(y) e^{-y\mathbf{1}} dy \right)^2,
 \end{aligned}$$

but we have assumed that $v^k(x) = v(\theta^k \cdot x)$ so $\left\| \frac{x^\beta v^k}{x^\gamma} \right\|_{1, \mathcal{O}_{\theta^k}} = \left\| \frac{x^\beta v}{x^\gamma} \right\|_{1, \mathcal{O}_1}$ and

$$\sum_{\beta \leq n\mathbf{1}} \binom{n\mathbf{1}}{\beta} \binom{n\mathbf{1}}{\gamma} \|D^\gamma I_{k, \beta}\|_1^2 \leq \sum_{\beta, \gamma \leq n\mathbf{1}} \binom{n\mathbf{1}}{\beta} \binom{n\mathbf{1}}{\gamma} \left(\left\| \frac{x^\beta v}{x^\gamma} \right\|_{1, \mathcal{O}_1} \int q_\gamma^{(n-2)\mathbf{1}}(y) e^{-y\mathbf{1}} dy \right)^2,$$

From 12.13,

$$\int_{\mathcal{O}_1} q_\gamma^{(n-2)\mathbf{1}}(y) e^{-y\mathbf{1}} dy \leq ((n-1)!)^d 2^{|\gamma|},$$

so

$$\begin{aligned}
 & \sum_{\beta \leq n\mathbf{1}} \binom{n\mathbf{1}}{\beta} \binom{n\mathbf{1}}{\gamma} \|D^\gamma I_{k,\beta}\|_1^2 \\
 & \leq \sum_{\beta, \gamma \leq n\mathbf{1}} \binom{n\mathbf{1}}{\beta} \binom{n\mathbf{1}}{\gamma} \left(\left\| \frac{x^\beta}{x^\gamma} v \right\|_{1, \mathcal{O}_1} ((n-1)!^d 2^{|\gamma|}) \right)^2 \\
 & = ((n-1)!)^{2d} \sum_{\beta, \gamma \leq n\mathbf{1}} \binom{n\mathbf{1}}{\beta} \binom{n\mathbf{1}}{\gamma} \left\| 2^{|\gamma|} \frac{x^\beta}{x^\gamma} v \right\|_{1, \mathcal{O}_1}^2 \\
 & \leq ((n-1)!)^{2d} \max_{\beta, \gamma \leq n\mathbf{1}} \left(2^{|\gamma|} \left\| \frac{x^\beta}{x^\gamma} v \right\|_{1, \mathcal{O}_1} \right) \sum_{\beta, \gamma \leq n\mathbf{1}} \binom{n\mathbf{1}}{\beta} \binom{n\mathbf{1}}{\gamma} \left\| 2^{|\gamma|} \frac{x^\beta}{x^\gamma} v \right\|_{1, \mathcal{O}_1} \\
 & = ((n-1)!)^{2d} \left(\max_{\beta, \gamma \leq n\mathbf{1}} 2^{|\gamma|} \|x^{\beta-\gamma} v\|_{1, \mathcal{O}_1} \right) \sum_{\beta, \gamma \leq n\mathbf{1}} \binom{n\mathbf{1}}{\beta} \binom{n\mathbf{1}}{\gamma} \left\| \frac{x^\beta}{(x/2)^\gamma} v \right\|_{1, \mathcal{O}_1} \\
 & = ((n-1)!)^{2d} \left(\max_{\beta, \gamma \leq n\mathbf{1}} 2^{|\gamma|} \|x^{\beta-\gamma} v\|_{1, \mathcal{O}_1} \right) \sum_{\beta, \gamma \leq n\mathbf{1}} \binom{n\mathbf{1}}{\beta} \binom{n\mathbf{1}}{\gamma} \int_{\mathcal{O}_1} \frac{x^\beta}{(x/2)^\gamma} |v(x)| dx \\
 & = ((n-1)!)^{2d} \left(\max_{\beta, \gamma \leq n\mathbf{1}} 2^{|\gamma|} \|x^{\beta-\gamma} v\|_{1, \mathcal{O}_1} \right) \times \\
 & \quad \times \int_{\mathcal{O}_1} \left(\sum_{\gamma \leq n\mathbf{1}} \binom{n\mathbf{1}}{\gamma} \left(\frac{1}{x/2} \right)^\gamma \right) \left(\sum_{\beta \leq n\mathbf{1}} \binom{n\mathbf{1}}{\beta} x^\beta \right) |v(x)| dx \\
 & = ((n-1)!)^{2d} \left(\max_{\beta, \gamma \leq n\mathbf{1}} 2^{|\gamma|} \|x^{\beta-\gamma} v\|_{1, \mathcal{O}_1} \right) \int_{\mathcal{O}_1} \left(1 + \frac{1}{x/2} \right)^{n\mathbf{1}} (1+x)^{n\mathbf{1}} |v(x)| dx \\
 & = ((n-1)!)^{2d} \left(\max_{\beta, \gamma \leq n\mathbf{1}} 2^{|\gamma|} \int_{\mathcal{O}_1} \frac{x^\beta}{x^\gamma} |v(x)| dx \right) \int_{\mathcal{O}_1} \frac{(2+x)^{n\mathbf{1}} (1+x)^{n\mathbf{1}}}{x^{n\mathbf{1}}} |v(x)| dx.
 \end{aligned}$$

and consequently 12.87 becomes

$$\begin{aligned}
 & \|E_k u_k\|_{W^{n\mathbf{1}}(\Omega)} \\
 & \leq \frac{2^{nd/2}}{((n-1)!)^d} \left(((n-1)!)^{2d} \left(\max_{\beta, \gamma \leq n\mathbf{1}} 2^{|\gamma|} \int_{\mathcal{O}_1} \frac{x^\beta}{x^\gamma} |v(x)| dx \right) \int_{\mathcal{O}_1} \frac{(2+x)^{n\mathbf{1}} (1+x)^{n\mathbf{1}}}{x^{n\mathbf{1}}} |v(x)| dx \right)^{1/2} \times \\
 & \quad \times \|\phi_k\|_{W^{n\mathbf{1}, \infty}(\Omega)} \|u\|_{W^{n\mathbf{1}}(\Omega)} \\
 & = k_{v,n} \|\phi_k\|_{W^{n\mathbf{1}, \infty}(\Omega)} \|u\|_{W^{n\mathbf{1}}(\Omega)},
 \end{aligned}$$

where

$$k_{v,n} = 2^{nd/2} \left(\left(\max_{\beta, \gamma \leq n\mathbf{1}} 2^{|\gamma|} \int_{\mathcal{O}_1} \frac{x^\beta}{x^\gamma} |v(x)| dx \right) \int_{\mathcal{O}_1} \frac{(2+x)^{n\mathbf{1}} (1+x)^{n\mathbf{1}}}{x^{n\mathbf{1}}} |v(x)| dx \right)^{1/2}. \tag{12.88}$$

Inequality 12.85 now yields our theorem. ■

Remark 663 We should be able to show that if v has property of 12.76 for α then the extension operator E_Ω^α of Section 12.6 is in fact a continuous extension $E_\Omega^\alpha : W^\alpha(\Omega) \rightarrow W^\alpha(\mathbb{R}^d)$.

Following the Russian mathematicians in the Background section we would need to define

$$W^\alpha(\Omega) := \{u \in L^2(\Omega) : D^\beta u \in L^2(\Omega) \text{ when } \beta \leq \alpha\}.$$

12.8 Some unused estimates

?? In this section ??

The next result shows that to prove $f \in C^{(\alpha)}$ we may need only calculate one derivative, namely D^α .

Lemma 664 *??FINISH!*

1. If $f \in \mathcal{D}'$ and $D^\alpha f \in C^{(0)}$ then $D^\beta f \in C^{(0)}$ when $\beta \leq \alpha$ i.e. $f \in C^{(\alpha)}$.
2. May need to assume boundedness e.g. If $f \in L^\infty$ and in the distribution sense $D^\alpha f \in C_B^{(0)}$ then $D^\beta f \in C_B^{(0)}$ when $\beta \leq \alpha$ i.e. $f \in C_B^{(\alpha)}$.

Proof. Part 1 Use induction on $\max \alpha$? ?? First prove true for $\max \alpha = 1$: suppose $f \in \mathcal{D}'$ and $D_1 f \in C^{(0)}$. Define

$$g(x) := \int_0^{x_1} D_1 f(s, x') ds,$$

which exists since $D_1 f \in L_{loc}^1$. Then

$$|g(x) - g(y)| \leq \int_0^{x_1} |D_1 f(s, x') - D_1 f(s, y')| ds + \left| \int_{x_1}^{y_1} |D_1 f(s, y')| ds \right|.$$

Since $D_1 f$ is continuous on \mathbb{R}^d it is uniformly continuous on any bounded closed rectangle. Suppose \mathcal{R} is a rectangle which contains x and $\mathbf{0}$. etc. which proves g is continuous.

Show that for each $x', g \in C^{(1)}(\mathbb{R}^1)$ and $D_1 g(x) = D_1 f(x)$ a.e. and $D_1 g = D_1 f$ in \mathcal{D}' so that $f - g$ is a constant and hence f is also continuous.

?? Generalize the following argument!: Suppose $f \in \mathcal{D}'$ and $D_1 D_2 f \in C^{(0)}$. Then $D_2 f \in \mathcal{D}'$ and $D_1 D_2 f \in C^{(0)}$ so $D_2 f \in C^{(0)}$. Similarly $D_1 f \in C^{(0)}$.

Part 2 ?? Suppose $f \in L^\infty$ and $D_1 D_2 f \in C_B^{(0)}$. From part 1, $f \in C^{(1)} \cap L^\infty$.

$$D_1 f(x) = \int_0^{x_2} D_1 D_2 f(x_1, y_2) dy_2.$$

=====
 Suppose $D^1 f \in C_B^{(0)} \cap L^1$ and $f \in C_B^{(1)} \cap L^1$. Then

$$(2\pi)^{d/2} H * D^1 f = (2\pi)^{d/2} D^1 H * f = (2\pi)^{d/2} \delta * f = f.$$

■

Lemma 665 *?? NEEDED? Prove that*

$$f \in L^1, D^1 f \in L^1 \Rightarrow D^\gamma f \in L^1 \text{ for all } \gamma \leq \mathbf{1},$$

and

$$\|D^\gamma f\|_1 \leq (2\pi)^{(d-|\gamma|)/2} \|D^1 f\|_1, \quad \gamma \leq \mathbf{1}.$$

Proof. First assume that $f \in L_0^1 \subset \mathcal{E}'$. Then we can use the $\mathcal{D}' * \mathcal{E}'$ convolution. Using the tensor product Heavyside step function $H \in \mathcal{D}'$, for $f \in L^1$ we can write

$$(2\pi)^{d/2} H * D^1 f = (2\pi)^{d/2} D^1 H * f = (2\pi)^{d/2} \delta * f = f.$$

Hence, using the concepts of partial delta functions and partial convolutions ?? ADD REF!,

$$\begin{aligned} D^\gamma f &= (2\pi)^{d/2} (D^\gamma H) * D^1 f \\ &= (2\pi)^{d/2} (\delta' H'') * D^1 f \\ &= (2\pi)^{d/2} H'' *'' (\delta' *' D^1 f) \\ &= (2\pi)^{(d-|\gamma|)/2} H'' *'' D^1 f. \end{aligned}$$

Thus

$$\|D^\gamma f\|_1'' \leq (2\pi)^{(d-|\gamma|)/2} \|H''\|_\infty \|D^1 f\|_1'' = (2\pi)^{(d-|\gamma|)/2} \|D^1 f\|_1'',$$

and so when $f \in L_0^1$,

$$\|D^\gamma f\|_1 \leq (2\pi)^{(d-|\gamma|)/2} \|D^1 f\|_1.$$

Now suppose $f \in L^1$. Choose the smooth cut-off function $\phi_0 \in C_0^\infty$ such that $\phi_0 = 1$ on the closed rectangle $R[-1, 1]$ and $\phi_0 = 0$ outside the open rectangle $R(-2\mathbf{1}, 2\mathbf{1})$. Then $\phi_0(x/k)f \in L_0^1$ and $\phi_0(x/k)f \rightarrow f$ in L^1 as integer $k \rightarrow \infty$. Also $D^1(\phi_0(x/k)f) = \dots + \phi_0(x/k)D^1 f \rightarrow 0 + D^1 f$ in L^1 . ■

?? A distribution approach to the last lemma is:

Lemma 666 ?? REMOVE? Suppose $g \in \mathcal{E}'$, $D^\alpha g \in C_0^{(0)}$ for some $\alpha \geq 1$. Then:

1. $g \in C_0^{(\alpha)}$;
2. When $\gamma \leq \alpha - 1$,

$$\begin{aligned} \frac{1}{(\alpha-\gamma-1)!} \int (x-y)^{\alpha-\gamma-1} H(x-y) D^\alpha g(y) dy &= D^\gamma g(x). \\ \int \chi_+^{\alpha-\gamma-1} (x-y) D^\alpha g(y) dy &= D^\gamma g(x). \end{aligned}$$

Proof. Part 1 Show: if $g \in \mathcal{D}'$ and $D^\alpha g \in C^{(0)}$ then $g \in C^{(\alpha)}$.

Part 2 We begin with the identity

$$D^\beta \left(\frac{x^{\beta-1}}{(\beta-1)!} H \right) = \delta, \quad \beta \geq 1.$$

From Chapter 13 of Duistermaat and Kolk [18],

$$\chi_+^\beta := \frac{x^{\beta-1}}{(\beta-1)!} H = \frac{x^{\beta-1}}{\Gamma(\beta)} H, \quad \chi_+^0 := \delta,$$

where $H \in S'$ is the Heavyside step function. Then using the S', \mathcal{E}' convolution we have

$$(2\pi)^{d/2} \left(\frac{x^{\beta-1}}{(\beta-1)!} H \right) * D^\beta g = g, \quad \beta \geq 1. \tag{12.89}$$

From DuKo [18], $D^\gamma \chi_+^\alpha = \chi_+^{\alpha-\gamma}$ when $\gamma \leq \alpha - 1$ and so that from 12.89,

$$(2\pi)^{d/2} \left(\frac{x^{\alpha-\gamma-1}}{(\alpha-\gamma-1)!} H \right) * D^\alpha g = D^\gamma g, \quad \alpha \geq 1,$$

and using the $L_{loc}^1, C_0^{(0)}$ convolution gives

$$\frac{1}{(\alpha-\gamma-1)!} \int (x-y)^{\alpha-\gamma-1} H(x-y) D^\alpha g(y) dy = D^\gamma g(x).$$

■

Remark 667 ?? REMOVE? What about generalizing 12.6 using the tempered distribution Taylor series expansions of Chapter 3?

Assume $D^n f \in L_{loc}^1([0, \infty))$ and $f \in S'$. This implies $D^k f \in C^{(n-k-1)}([0, \infty))$ for $k \leq n - 1$. Further assume that $D^k f \rightarrow 0$ exponentially for $k \leq n$.

Lemma 668 Bounds for $\left\| \xi^\gamma \widehat{J_\delta[\sigma]} \right\|_\infty$ when $\delta \geq -1, \gamma \leq \delta + 2$.

Part 1 If $\delta \geq -1$ and $\sigma \in L_0^1(\mathcal{O}_1)$ then $\widehat{J_\delta[\sigma]} \in C_B^{(0)}$ and

$$\widehat{J_\delta[\sigma]}(\xi) = \int_{\mathcal{O}_1} \widehat{\sigma}(\xi, \zeta) \zeta^{\delta+1} e^{-\zeta \mathbf{1}} d\zeta. \tag{12.90}$$

Proof. Part 1 From Lemma 645, $J_\delta[\sigma] \in C^\infty(\overline{\mathcal{O}_1})$, $\text{supp } J_\delta[\sigma] \subseteq \overline{\mathcal{O}_1}$ and the estimate 12.12 implies it decreases exponentially at infinity. Thus $J_\delta[\sigma] \in L^1$ and so $\widehat{J_\delta[\sigma]} \in C_B^{(0)}$, and from 12.14,

$$\begin{aligned}\widehat{J_\delta[\sigma]}(\xi) &= (2\pi)^{-d/2} \int e^{-i\xi z} J_\delta(z) dz \\ &= (2\pi)^{-d/2} \int_{\mathcal{O}_1} e^{-i\xi z} z^{\delta+1} \int_a^b \frac{1}{\mu^{\delta+2}} e^{-\frac{z}{\mu}\mathbf{1}} \sigma(\mu) d\mu dz \\ &= (2\pi)^{-d/2} \int_{\mathcal{O}_1} \int_a^b e^{-i\xi z} z^{\delta+1} \frac{e^{-\frac{z}{\mu}\mathbf{1}}}{\mu^{\delta+2}} \sigma(\mu) d\mu dz,\end{aligned}$$

and this integral is absolutely convergent since,

$$\begin{aligned}\int_{\mathcal{O}_1} \int_a^b \left| e^{-i\xi z} z^{\delta+1} \frac{e^{-\frac{z}{\mu}\mathbf{1}}}{\mu^{\delta+2}} \sigma(\mu) \right| d\mu dz &\leq \int_{\mathcal{O}_1} \int_a^b z^{\delta+1} \frac{e^{-\frac{z}{\mu}\mathbf{1}}}{\mu^{\delta+2}} |\sigma(\mu)| d\mu dz \\ &< \int_{\mathcal{O}_1} \int_a^b z^{\delta+1} \frac{e^{-\frac{z}{b}\mathbf{1}}}{a^{\delta+2}} |\sigma(\mu)| d\mu dz \\ &< \infty,\end{aligned}$$

which allows us to use Fubini's theorem to justify changing the order of integration. Indeed, for all multi-integers $\delta \geq -1$,

$$\begin{aligned}\widehat{J_\delta[\sigma]}(\xi) &= (2\pi)^{-d/2} \int_{\mathcal{O}_1} \int_a^b e^{-i\xi z} z^{\delta+1} \frac{e^{-\frac{z}{\mu}\mathbf{1}}}{\mu^{\delta+2}} \sigma(\mu) d\mu dz \\ &= (2\pi)^{-d/2} \int_a^b \int_{\mathcal{O}_1} e^{-i\xi z} z^{\delta+1} e^{-\frac{z}{\mu}\mathbf{1}} dz \frac{\sigma(\mu)}{\mu^{\delta+2}} d\mu \\ &\Rightarrow \zeta = z/\mu, z = \mu.\zeta, dz = \mu^{\mathbf{1}} d\zeta \Rightarrow \\ \widehat{J_\delta[\sigma]}(\xi) &= (2\pi)^{-d/2} \int_a^b \int_{\mathcal{O}_1} e^{-i\xi(\mu.\zeta)} (\mu.\zeta)^{\delta+1} e^{-\zeta\mathbf{1}} \mu^{\mathbf{1}} d\zeta \frac{\sigma(\mu)}{\mu^{\delta+2}} d\mu \\ &= (2\pi)^{-d/2} \int_a^b \mu^{\delta+1} \mu^{\mathbf{1}} \int_{\mathcal{O}_1} e^{-i(\xi.\zeta)\mu} \zeta^{\delta+1} e^{-\zeta\mathbf{1}} d\zeta \frac{\sigma(\mu)}{\mu^{\delta+2}} d\mu \\ &= (2\pi)^{-d/2} \int_a^b \left(\int_{\mathcal{O}_1} e^{-i(\xi.\zeta)\mu} \zeta^{\delta+1} e^{-\zeta\mathbf{1}} d\zeta \right) \sigma(\mu) d\mu \\ &\Rightarrow \text{clearly absolutely convergent} \Rightarrow \\ &= (2\pi)^{-d/2} \int_{\mathcal{O}_1} \left(\int_a^b e^{-i(\xi.\zeta)\mu} \sigma(\mu) d\mu \right) \zeta^{\delta+1} e^{-\zeta\mathbf{1}} d\zeta \\ &= \int_{\mathcal{O}_1} \widehat{\sigma}(\xi.\zeta) \zeta^{\delta+1} e^{-\zeta\mathbf{1}} d\zeta,\end{aligned}$$

which proves 12.91. ■

Lemma 669 ?? If $\sigma \in L^1(\mathcal{O}_1)$ and $\delta \geq -1$ then

$$\widehat{J_\delta[\sigma]}(\xi) = \int_{\mathcal{O}_1} \widehat{\sigma}(\xi.\zeta) \zeta^{\delta+1} e^{-\zeta\mathbf{1}} d\zeta.$$

Proof. ?? From ?? $J_\delta[\sigma] \in L^1$ and so $\widehat{J_\delta[\sigma]} \in C_B^{(0)}$. Thus

$$\begin{aligned}\widehat{J_\delta[\sigma]}(\xi) &= (2\pi)^{-d/2} \int e^{-i\xi z} J_\delta(z) dz \\ &= (2\pi)^{-d/2} \int_{\mathcal{O}_1} e^{-i\xi z} z^{\delta+1} \int_{\mathcal{O}_1} \frac{1}{\mu^{\delta+2}} e^{-\frac{z}{\mu}\mathbf{1}} \sigma(\mu) d\mu dz \\ &= (2\pi)^{-d/2} \int_{\mathcal{O}_1} \int_{\mathcal{O}_1} e^{-i\xi z} z^{\delta+1} \frac{e^{-\frac{z}{\mu}\mathbf{1}}}{\mu^{\delta+2}} \sigma(\mu) d\mu dz,\end{aligned}$$

and this integral is absolutely convergent since,

$$\begin{aligned} \int_{\mathcal{O}_1} \int_{\mathcal{O}_1} \left| e^{-i\xi z} z^{\delta+1} \frac{e^{-\frac{z}{\mu}\mathbf{1}}}{\mu^{\delta+2}} \sigma(\mu) \right| dz d\mu &\leq \int_{\mathcal{O}_1} \int_{\mathcal{O}_1} z^{\delta+1} \frac{e^{-\frac{z}{\mu}\mathbf{1}}}{\mu^{\delta+2}} |\sigma(\mu)| dz d\mu \\ &: \zeta = z./\mu \Rightarrow \\ &?? \text{FIX! ??} \\ &= \int_{\mathcal{O}_1} \int_{\mathcal{O}_1} (\mu.\zeta)^{\delta+1} \frac{e^{-\zeta\mathbf{1}}}{\mu^{\delta+2}} |\sigma(\mu)| d\mu \mu^{\mathbf{1}} d\zeta \\ &= \int_{\mathcal{O}_1} \int_{\mathcal{O}_1} \zeta^{\delta+1} e^{-\zeta\mathbf{1}} |\sigma(\mu)| d\mu d\zeta \\ &= (\delta + 1)! \|\sigma\|_1. \end{aligned}$$

This allows us to use Fubini’s theorem to justify changing the order of integration. Indeed, for all multi-integers $\delta \geq -\mathbf{1}$,

$$\begin{aligned} \widehat{J_\delta[\sigma]}(\xi) &= (2\pi)^{-d/2} \int_{\mathcal{O}_1} \int_{\mathcal{O}_1} e^{-i\xi z} z^{\delta+1} \frac{e^{-\frac{z}{\mu}\mathbf{1}}}{\mu^{\delta+2}} \sigma(\mu) d\mu dz \\ &= (2\pi)^{-d/2} \int_{\mathcal{O}_1} \int_{\mathcal{O}_1} e^{-i\xi z} z^{\delta+1} e^{-\frac{z}{\mu}\mathbf{1}} dz \frac{\sigma(\mu)}{\mu^{\delta+2}} d\mu \\ &\Rightarrow \zeta = z./\mu, z = \mu.\zeta, dz = \mu^{\mathbf{1}} d\zeta \Rightarrow \\ \widehat{J_\delta[\sigma]}(\xi) &= (2\pi)^{-d/2} \int_{\mathcal{O}_1} \int_{\mathcal{O}_1} e^{-i\xi(\mu.\zeta)} (\mu.\zeta)^{\delta+1} e^{-\zeta\mathbf{1}} \mu^{\mathbf{1}} d\zeta \frac{\sigma(\mu)}{\mu^{\delta+2}} d\mu \\ &= (2\pi)^{-d/2} \int_{\mathcal{O}_1} \mu^{\delta+1} \mu^{\mathbf{1}} \int_{\mathcal{O}_1} e^{-i(\xi.\zeta)\mu} \zeta^{\delta+1} e^{-\zeta\mathbf{1}} d\zeta \frac{\sigma(\mu)}{\mu^{\delta+2}} d\mu \\ &= (2\pi)^{-d/2} \int_{\mathcal{O}_1} \left(\int_{\mathcal{O}_1} e^{-i(\xi.\zeta)\mu} \zeta^{\delta+1} e^{-\zeta\mathbf{1}} d\zeta \right) \sigma(\mu) d\mu \\ &\Rightarrow \text{clearly absolutely convergent} \Rightarrow \\ &= (2\pi)^{-d/2} \int_{\mathcal{O}_1} \left(\int_{\mathcal{O}_1} e^{-i(\xi.\zeta)\mu} \sigma(\mu) d\mu \right) \zeta^{\delta+1} e^{-\zeta\mathbf{1}} d\zeta \\ &= \int_{\mathcal{O}_1} \widehat{\sigma}(\xi.\zeta) \zeta^{\delta+1} e^{-\zeta\mathbf{1}} d\zeta, \end{aligned}$$

as claimed. ■

The estimates below were used in Section 12.5 but were replaced by those of Lemma ?? 668? ?. However, I decided to keep these estimates here.

We will need estimates for $\left\| \xi^\gamma J_{(n-2)\mathbf{1}}^\theta \left[\widehat{(v^k)_\beta} \right] (\xi) \right\|_\infty$ for $\gamma \leq n\mathbf{1}$ and $n \geq 1$. The next lemma will do the job but first some notation:

Notation 670 Suppose $\gamma \in \{0, 1\}^d$ and suppose γ has 1s at positions $i_1, i_2, i_3, \dots, i_{|\gamma|}$.

Partial integration We define $d^\gamma \eta = d\eta_{i_1} d\eta_{i_2} \dots d\eta_{i_{|\phi|}}$ and write $\int f(\eta) d^\gamma \eta$.

Projection operator $\pi_\gamma(x) := (x_{i_1}, x_{i_2}, \dots, x_{i_{|\gamma|}}) \in \mathbb{R}^{|\gamma|}$ when $x \in \mathbb{R}^d$.

Set $\| \int |f(\eta)| d^0 \eta \|_\infty := \|f\|_\infty$.

Lemma 671 Bounds for $\left\| \xi^\gamma \widehat{J_\delta[\sigma]} \right\|_\infty$ **when** $\delta \geq -\mathbf{1}$, $\gamma \leq \delta + 2$.

Part 1 If $\delta \geq -\mathbf{1}$ and $\sigma \in L_0^1(\mathcal{O}_1)$ then $\widehat{J_\delta[\sigma]} \in C_B^{(0)}$ and

$$\widehat{J_\delta[\sigma]}(\xi) = \int_{\mathcal{O}_1} \widehat{\sigma}(\xi.\zeta) \zeta^{\delta+1} e^{-\zeta\mathbf{1}} d\zeta. \tag{12.91}$$

?? USE FOURIER TRANSFORM TO CALC SMOOTHNESS PROPERTIES?

Suppose $\delta \geq -1$. If $1 \leq \gamma \leq \delta + 2$ then for $\left\| \xi^\gamma \widehat{J_\delta}[\sigma] \right\|_\infty$ we have the upper bound 12.94. If $0 \leq \gamma \leq \delta + 1$ then for $\left\| \xi^\gamma \widehat{J_\delta}[\sigma] \right\|_\infty$ we have the upper bounds 12.95 and 12.96.

When $\delta = 0$ and $\gamma \leq 1$, we have the upper bounds 12.97 and 12.98 for $\left\| \xi^\gamma \widehat{J_0}[\sigma] \right\|_\infty$.

When $\delta = -1$ and $\gamma \leq 1$, if

$$\left\| \int |\widehat{\sigma}(\eta)| d^\gamma \eta \right\|_\infty < \infty, \quad (12.92)$$

we have the upper bound 12.100 for $\left\| \xi^\gamma \widehat{J_{-1}}[\sigma] \right\|_\infty$.

Part 2 This is the analogue of part 1 for $J_\delta^\theta[\sigma]$ which is in 12.25 by

$$J_\delta^\theta[\sigma](z) := J_\delta[\sigma(\theta \cdot)](\theta \cdot z), \quad \sigma \in L_0^1(\mathcal{O}_\theta).$$

If $\delta \geq -1$ and $\sigma \in L_0^1(\mathcal{O}_\theta)$ then $\widehat{J_\delta^\theta}[\sigma] \in C_B^{(0)}$ and

$$\widehat{J_\delta^\theta}[\sigma] = \int_{\mathcal{O}_1} \widehat{\sigma}(\xi \cdot \zeta) \zeta^{\delta+1} e^{-\zeta \mathbf{1}} d\zeta.$$

Further, all the bounds described in part 1 also hold here.

Proof. Part 1 From Lemma 645, $J_\delta[\sigma] \in C^\infty(\overline{\mathcal{O}_1})$, $\text{supp } J_\delta[\sigma] \subset \overline{\mathcal{O}_1}$ and the estimate 12.12 implies it decreases exponentially at infinity. Thus $J_\delta[\sigma] \in L^1$ and so $\widehat{J_\delta}[\sigma] \in C_B^{(0)}$, and from 12.14,

$$\begin{aligned} \widehat{J_\delta}[\sigma](\xi) &= (2\pi)^{-d/2} \int e^{-i\xi z} J_\delta(z) dz \\ &= (2\pi)^{-d/2} \int_{\mathcal{O}_1} e^{-i\xi z} z^{\delta+1} \int_a^b \frac{1}{\mu^{\delta+2}} e^{-\frac{z}{\mu} \mathbf{1}} \sigma(\mu) d\mu dz \\ &= (2\pi)^{-d/2} \int_{\mathcal{O}_1} \int_a^b e^{-i\xi z} z^{\delta+1} \frac{e^{-\frac{z}{\mu} \mathbf{1}}}{\mu^{\delta+2}} \sigma(\mu) d\mu dz, \end{aligned}$$

and this integral is absolutely convergent since,

$$\begin{aligned} \int_{\mathcal{O}_1} \int_a^b \left| e^{-i\xi z} z^{\delta+1} \frac{e^{-\frac{z}{\mu} \mathbf{1}}}{\mu^{\delta+2}} \sigma(\mu) \right| d\mu dz &\leq \int_{\mathcal{O}_1} \int_a^b z^{\delta+1} \frac{e^{-\frac{z}{\mu} \mathbf{1}}}{\mu^{\delta+2}} |\sigma(\mu)| d\mu dz \\ &< \int_{\mathcal{O}_1} \int_a^b z^{\delta+1} \frac{e^{-\frac{z}{b} \mathbf{1}}}{a^{\delta+2}} |\sigma(\mu)| d\mu dz \\ &< \infty, \end{aligned}$$

which allows us to use Fubini's theorem to justify changing the order of integration. Indeed, for all multi-integers $\delta \geq -1$,

$$\begin{aligned} \widehat{J_\delta[\sigma]}(\xi) &= (2\pi)^{-d/2} \int_{\mathcal{O}_1} \int_a^b e^{-i\xi z} z^{\delta+1} \frac{e^{-\frac{z}{\mu}\mathbf{1}}}{\mu^{\delta+2}} \sigma(\mu) d\mu dz \\ &= (2\pi)^{-d/2} \int_a^b \int_{\mathcal{O}_1} e^{-i\xi z} z^{\delta+1} e^{-\frac{z}{\mu}\mathbf{1}} dz \frac{\sigma(\mu)}{\mu^{\delta+2}} d\mu \\ &\Rightarrow \zeta = z/\mu, z = \mu.\zeta, dz = \mu^{\mathbf{1}} d\zeta \Rightarrow \\ \widehat{J_\delta[\sigma]}(\xi) &= (2\pi)^{-d/2} \int_a^b \int_{\mathcal{O}_1} e^{-i\xi(\mu.\zeta)} (\mu.\zeta)^{\delta+1} e^{-\zeta\mathbf{1}} \mu^{\mathbf{1}} d\zeta \frac{\sigma(\mu)}{\mu^{\delta+2}} d\mu \\ &= (2\pi)^{-d/2} \int_a^b \mu^{\delta+1} \mu^{\mathbf{1}} \int_{\mathcal{O}_1} e^{-i(\xi.\zeta)\mu} \zeta^{\delta+1} e^{-\zeta\mathbf{1}} d\zeta \frac{\sigma(\mu)}{\mu^{\delta+2}} d\mu \\ &= (2\pi)^{-d/2} \int_a^b \left(\int_{\mathcal{O}_1} e^{-i(\xi.\zeta)\mu} \zeta^{\delta+1} e^{-\zeta\mathbf{1}} d\zeta \right) \sigma(\mu) d\mu \\ &\Rightarrow \text{clearly absolutely convergent} \Rightarrow \\ &= (2\pi)^{-d/2} \int_{\mathcal{O}_1} \left(\int_a^b e^{-i(\xi.\zeta)\mu} \sigma(\mu) d\mu \right) \zeta^{\delta+1} e^{-\zeta\mathbf{1}} d\zeta \\ &= \int_{\mathcal{O}_1} \widehat{\sigma}(\xi.\zeta) \zeta^{\delta+1} e^{-\zeta\mathbf{1}} d\zeta, \end{aligned}$$

which proves 12.91.

If $\beta \leq \delta + 1$, from 12.91,

$$\begin{aligned} \xi^\beta \widehat{J_\delta[\sigma]}(\xi) &= \int_{\mathcal{O}_1} \widehat{\sigma}(\xi.\zeta) \xi^\beta \zeta^{\delta+1} e^{-\zeta\mathbf{1}} d\zeta \\ &= \int_{\mathcal{O}_1} \widehat{\sigma}(\xi.\zeta) \xi^\beta \zeta^\beta \zeta^{\delta+1-\beta} e^{-\zeta\mathbf{1}} d\zeta \\ &= \int_{\mathcal{O}_1} \widehat{\sigma}(\xi.\zeta) (\xi.\zeta)^\beta \zeta^{\delta+1-\beta} e^{-\zeta\mathbf{1}} d\zeta \\ &= (-i)^{|\beta|} \int_{\mathcal{O}_1} \widehat{D^\beta \sigma}(\xi.\zeta) \zeta^{\delta+1-\beta} e^{-\zeta\mathbf{1}} d\zeta. \end{aligned}$$

If $\xi \in \mathcal{O}_\theta$, the change of variables $\chi = \xi.\zeta$ yields

$$\begin{aligned} \left| \xi^\beta \widehat{J_\delta[\sigma]}(\xi) \right| &\leq \int_{\mathcal{O}_1} \left| \widehat{D^\beta \sigma}(\xi.\zeta) \right| \zeta^{\delta+1-\beta} e^{-\zeta\mathbf{1}} d\zeta \\ &\leq \|\zeta^{\delta+1-\beta} e^{-\zeta\mathbf{1}}\|_{\infty, \overline{\mathcal{O}_1}} \int_{\mathcal{O}_1} \left| \widehat{D^\beta \sigma}(\xi.\zeta) \right| d\zeta \\ &= \|\zeta^{\delta+1-\beta} e^{-\zeta\mathbf{1}}\|_{\infty, \overline{\mathcal{O}_1}} \frac{1}{|\xi^{\mathbf{1}}|} \int_{\mathcal{O}_1} \left| \widehat{D^\beta \sigma}(\chi) \right| d\chi, \end{aligned} \tag{12.93}$$

so that

$$\begin{aligned} \left\| \xi^{\beta+1} \widehat{J_\delta[\sigma]} \right\|_\infty &\leq \|\zeta^{\delta+1-\beta} e^{-\zeta\mathbf{1}}\|_{\infty, \overline{\mathcal{O}_1}} \left\| \widehat{D^\beta \sigma} \right\|_1 \\ &\leq (\delta + 1 - \beta)^{\delta+1-\beta} e^{-(\delta+1-\beta)\mathbf{1}} \left\| \widehat{D^\beta \sigma} \right\|_1, \quad \mathbf{0} \leq \beta \leq \delta + 1, \end{aligned}$$

or equivalently **the upper bound**: when $\widehat{D^\gamma \sigma} \in L^1$,

$$\left\| \xi^\gamma \widehat{J_\delta[\sigma]} \right\|_\infty \leq (\delta + 2 - \gamma)^{\delta+2-\gamma} e^{-(\delta+2-\gamma)\mathbf{1}} \left\| \widehat{D^{\gamma-1} \sigma} \right\|_1, \quad \mathbf{1} \leq \gamma \leq \delta + 2. \tag{12.94}$$

Alternatively, starting with 12.93, if $\xi \in \mathcal{O}_\theta$,

$$\begin{aligned} \left| \xi^\beta \widehat{J_\delta}[\sigma](\xi) \right| &\leq \int_{\mathcal{O}_1} \left| \widehat{D^\beta \sigma}(\xi, \zeta) \right| \zeta^{\delta+1-\beta} e^{-\zeta^2} d\zeta \\ &\leq \left\| \widehat{D^\beta \sigma} \right\|_{\infty, \overline{\mathcal{O}_\theta}} \int_{\mathcal{O}_1} \zeta^{\delta+1-\beta} e^{-\zeta^2} d\zeta \\ &= (\delta+1-\beta)! \left\| \widehat{D^\beta \sigma} \right\|_{\infty, \overline{\mathcal{O}_\theta}} \\ &\leq \frac{(\delta+1-\beta)!}{(2\pi)^{d/2}} \|D^\beta \sigma\|_1, \quad \beta \leq \delta+1, \end{aligned}$$

and we have **the two upper bounds**: when $\widehat{D^\beta \sigma} \in L^\infty$,

$$\left\| \xi^\beta \widehat{J_\delta}[\sigma] \right\|_\infty \leq (\delta+1-\beta)! \left\| \widehat{D^\beta \sigma} \right\|_\infty, \quad \beta \leq \delta+1, \delta \geq -1; \quad (12.95)$$

and in addition, if $D^\beta \sigma \in L^1$,

$$\left\| \xi^\beta \widehat{J_\delta}[\sigma] \right\|_\infty \leq \frac{(\delta+1-\beta)!}{(2\pi)^{d/2}} \|D^\beta \sigma\|_1, \quad \beta \leq \delta+1, \delta \geq -1. \quad (12.96)$$

Case: $\gamma \leq 1$ and $\delta = 0$. From 12.91, if $\widehat{D^\gamma \sigma} \in L^\infty$,

$$\begin{aligned} \xi^\gamma \widehat{J_0}[\sigma](\xi) &= \int_{\mathcal{O}_1} \widehat{\sigma}(\xi, \zeta) \xi^\gamma \zeta^1 e^{-\zeta^2} d\zeta = \int_{\mathcal{O}_1} \widehat{\sigma}(\xi, \zeta) (\xi, \zeta)^\gamma \zeta^{1-\gamma} e^{-\zeta^2} d\zeta = \\ &= (-1)^{|\gamma|} \int_{\mathcal{O}_1} \widehat{D^\gamma \sigma}(\xi, \zeta) \zeta^{1-\gamma} e^{-\zeta^2} d\zeta, \end{aligned}$$

so that if $\xi \in \mathcal{O}_\theta$,

$$\begin{aligned} \left| \xi^\gamma \widehat{J_0}[\sigma](\xi) \right| &\leq \int_{\mathcal{O}_1} \left| \widehat{D^\gamma \sigma}(\xi, \zeta) \right| \zeta^{1-\gamma} e^{-\zeta^2} d\zeta \leq \left\| \widehat{D^\gamma \sigma} \right\|_{\infty, \overline{\mathcal{O}_\theta}} \int_{\mathcal{O}_1} \zeta^{1-\gamma} e^{-\zeta^2} d\zeta \\ &= (1-\gamma)! \left\| \widehat{D^\gamma \sigma} \right\|_{\infty, \overline{\mathcal{O}_\theta}} \\ &\leq (1-\gamma)! \left\| \widehat{D^\gamma \sigma} \right\|_\infty \\ &\leq \|D^\gamma \sigma\|_1. \end{aligned}$$

Hence: when $\widehat{D^\gamma \sigma} \in L^\infty$,

$$\left\| \xi^\gamma \widehat{J_0}[\sigma] \right\|_\infty \leq \left\| \widehat{D^\gamma \sigma} \right\|_\infty, \quad \gamma \leq 1, \quad (12.97)$$

and if, in addition, $D^\gamma \sigma \in L^1$ then

$$\left\| \xi^\gamma \widehat{J_0}[\sigma] \right\|_\infty \leq (2\pi)^{-d/2} \|D^\gamma \sigma\|_1, \quad \gamma \leq 1. \quad (12.98)$$

Case: $\gamma < 1$ and $\delta = -1$. If $\gamma = 0$ then

$$\left\| \widehat{J_{-1}}[\sigma] \right\|_\infty \leq \|\widehat{\sigma}\|_\infty. \quad (12.99)$$

Now suppose $0 < \gamma < 1$. Choose a permutation π_γ such that $\pi_\gamma \gamma = (\mathbf{1}', \mathbf{0}'')$ i.e. a sequence of ones then some zeros. Denote the corresponding partition of variable by (\cdot', \cdot'') . Then

$$(\pi_\gamma \xi)^\gamma \widehat{J_\delta}[\sigma](\pi_\gamma \xi) = (\xi')^{\mathbf{1}'} \widehat{J_\delta}[\sigma](\pi_\gamma \xi),$$

and

$$\begin{aligned}\widehat{J_\delta[\sigma]}(\pi_\gamma\xi) &= \int_{\mathcal{O}_1} \widehat{\sigma}((\pi_\gamma\xi)\cdot\zeta) \zeta^{\delta+1} e^{-\zeta\mathbf{1}} d\zeta \\ &\Rightarrow \chi = \pi_\gamma\zeta \Rightarrow \\ &= \int_{\mathcal{O}_1} \widehat{\sigma}((\pi_\gamma\xi)\cdot(\pi_\gamma\chi)) (\pi_\gamma\chi)^{\delta+1} e^{-\chi\mathbf{1}} d\chi \\ &= \int_{\mathcal{O}_1} \widehat{\sigma\pi_\gamma}(\xi\cdot\chi) \chi^{\pi_\gamma\delta+1} e^{-\chi\mathbf{1}} d\chi,\end{aligned}$$

so that

$$\begin{aligned}(\pi_\gamma\xi)^\gamma J_{\pi_\gamma\delta} \widehat{[\sigma\pi_\gamma]}(\pi_\gamma\xi) &= \int_{\mathcal{O}_1} \widehat{\sigma}(\xi\cdot\chi) (\xi')^{\mathbf{1}'} \chi^{\delta+1} e^{-\chi\mathbf{1}} d\chi. \\ (\pi_\gamma\xi)^\gamma J_{-1} \widehat{[\sigma\pi_\gamma]}(\pi_\gamma\xi) &= \int_{\mathcal{O}_{1''}} \int_{\mathcal{O}_{1'}} \widehat{\sigma}(\xi\cdot\chi) (\xi')^{\mathbf{1}'} e^{-\chi\mathbf{1}} d\chi.\end{aligned}$$

Suppose $\chi' \in \mathcal{O}_\theta$. Now apply the change of variables: $\omega' = \xi'\cdot\chi'$, $d\omega' = |(\xi')^{\mathbf{1}'}| d\chi'$, to yield

$$(\pi_\gamma\xi)^\gamma J_{-1} \widehat{[\sigma\pi_\gamma]}(\pi_\gamma\xi) = \int_{\mathcal{O}_{1''}} \int_{\mathcal{O}_{\theta'}} \widehat{\sigma}(\omega', \xi''\cdot\chi'') (\xi')^{\mathbf{1}'} e^{-\frac{\omega'}{\xi'}\mathbf{1}'} e^{-\chi''\mathbf{1}''} \frac{d\omega'}{|(\xi')^{\mathbf{1}'}|} d\chi'',$$

which implies

$$\begin{aligned}\left| (\pi_\gamma\xi)^\gamma J_{-1} \widehat{[\sigma\pi_\gamma]}(\pi_\gamma\xi) \right| &\leq \int_{\mathcal{O}_{1''}} \int_{\mathcal{O}_{\theta'}} |\widehat{\sigma}(\omega', \xi''\cdot\chi'')| d\omega' e^{-\chi''\mathbf{1}''} d\chi'' \\ &\leq \int_{\mathcal{O}_{1''}} \left(\int_{\mathbb{R}^{d'}} |\widehat{\sigma}(\omega', \xi''\cdot\chi'')| d\omega' \right) e^{-\chi''\mathbf{1}''} d\chi'',\end{aligned}$$

and assumption 12.92 now implies that for all ξ ,

$$\begin{aligned}\left| (\pi_\gamma\xi)^\gamma J_{-1} \widehat{[\sigma\pi_\gamma]}(\pi_\gamma\xi) \right| &\leq \left\| \int |\widehat{\sigma}(\omega)| d^{\pi_\gamma\gamma}\omega \right\|_\infty \int_{\mathcal{O}_{1''}} e^{-\chi''\mathbf{1}''} d\chi'' \\ &= \left\| \int |\widehat{\sigma}(\omega)| d^{\pi_\gamma\gamma}\omega \right\|_\infty.\end{aligned}$$

i.e.

$$\left| \xi^\gamma J_{-1} \widehat{[\sigma]}(\xi) \right| \leq \left\| \int |\widehat{\sigma\pi_\gamma}(\omega)| d^{\pi_\gamma\gamma}\omega \right\|_\infty, \quad \gamma < \mathbf{1}.$$

But

$$\left\| \int |\widehat{\sigma\pi_\gamma}(\omega)| d^{\pi_\gamma\gamma}\omega \right\|_\infty = \left\| \int |\widehat{\sigma}(\pi_\gamma\omega)| d^{\pi_\gamma\gamma}\omega \right\|_\infty = \left\| \int |\widehat{\sigma}(\omega)| d^\gamma\omega \right\|_\infty,$$

so, on noting Notation 670 and 12.99,

$$\left\| \xi^\gamma J_{-1} \widehat{[\sigma]} \right\|_\infty \leq \left\| \int |\widehat{\sigma}(\omega)| d^\gamma\omega \right\|_\infty, \quad \gamma \leq \mathbf{1}. \quad (12.100)$$

Part 2 Since $J_\delta^\theta[\sigma](z) = J_\delta[\sigma(\theta.)](\theta.z)$, from 12.91,

$$\widehat{J_\delta[\sigma]}(\xi) = \int_{\mathcal{O}_1} \widehat{\sigma}(\xi\cdot\zeta) \zeta^{\delta+1} e^{-\zeta\mathbf{1}} d\zeta.$$

Part 13 of Definition 682 implies $\widehat{g}(\theta.) = \widehat{g}(\theta.)$ so that

$$\begin{aligned}\widehat{J_\delta^\theta[\sigma]}(\xi) &= F_z[J_\delta[\sigma(\theta.)](\theta.z)](\xi) \\ &= F_z[J_\delta[\sigma(\theta.)]](\theta.\xi) \\ &= \int_{\mathcal{O}_1} \widehat{\sigma(\theta.)}(\theta.\xi\cdot\zeta) \zeta^{\delta+1} e^{-\zeta\mathbf{1}} d\zeta \\ &= \int_{\mathcal{O}_1} \widehat{\sigma}(\xi\cdot\zeta) \zeta^{\delta+1} e^{-\zeta\mathbf{1}} d\zeta.\end{aligned}$$

The estimates for $\left\| \xi^\beta \widehat{J_\delta^\theta}[\sigma] \right\|_\infty$ now follow easily. ■

Lemma 672 *If $\delta \geq -1$ and $\sigma \in L_0^1(\mathcal{O}_1)$ then for all multi-indices $\mathbf{0} \leq \alpha \leq \delta + 2$,*

$$\left| \xi^\alpha \widehat{J_\delta}[\sigma](\xi) \right| \leq \left\| \frac{\sigma}{y^\alpha} \right\|_{1, \mathcal{O}_1} \|x^\alpha g_{\delta+1}\|_\infty,$$

where

$$g_\delta := (H(\zeta) \zeta^\delta e^{-\zeta \mathbf{1}})^\vee, \quad \delta \geq \mathbf{0},$$

and H is the tensor product Heavyside step function. The function g_δ has the following properties:

1. $\widehat{g_\delta} \in C_B^\infty(\overline{\mathcal{O}_1})$, $\widehat{g_\delta} \in C_B^{(\delta-1)}$ $\delta \geq \mathbf{1}$, $\widehat{g_\delta} \in L^p$ for $1 \leq p \leq \infty$.
2. $g_\delta \in C_B^\infty \cap H^\infty$.
3. $x^\alpha g_\delta(x) \in C_B^{(0)}$ for all $\alpha \leq \delta + 1$.
4. $|g_\delta(x)| \leq \frac{C}{(1+x_+)^{\delta+1}} = \frac{C}{(1+|x_1|)^{\delta_1+1} \dots (1+|x_d|)^{\delta_d+1}}$.

Proof. ?? Since $\sigma \in L_0^1 \subset L_0^2$ and $H(\zeta) \zeta^{\delta+1} e^{-\zeta \mathbf{1}} \in L^2 \cap L^1$, 12.91 holds and

$$\begin{aligned} \widehat{J_\delta}[\sigma](\xi) &= \int_{\mathcal{O}_1} \widehat{\sigma}(\xi, \zeta) \zeta^{\delta+1} e^{-\zeta \mathbf{1}} d\zeta \\ &= \int \widehat{\sigma}(\xi, \zeta) H(\zeta) \zeta^{\delta+1} e^{-\zeta \mathbf{1}} d\zeta \\ &= \frac{1}{|\xi \mathbf{1}|} \int \sigma\left(\frac{\cdot}{\xi}\right)(\zeta) H(\zeta) \zeta^{\delta+1} e^{-\zeta \mathbf{1}} d\zeta \\ &= \frac{1}{|\xi \mathbf{1}|} \int \sigma\left(\frac{x}{\xi}\right) (H(\zeta) \zeta^{\delta+1} e^{-\zeta \mathbf{1}})^\vee(x) dx \\ &= \int_{\mathcal{O}_1} \sigma(y) (H(\zeta) \zeta^{\delta+1} e^{-\zeta \mathbf{1}})^\vee(y, \xi) dy. \end{aligned}$$

Further

$$\begin{aligned} \xi^\alpha \widehat{J_\delta}[\sigma](\xi) &= \int_{\mathcal{O}_1} \sigma(y) \xi^\alpha (H(\zeta) \zeta^{\delta+1} e^{-\zeta \mathbf{1}})^\vee(y, \xi) dy \\ &= \int_{\mathcal{O}_1} \frac{\sigma(y)}{y^\alpha} (y, \xi)^\alpha (H(\zeta) \zeta^{\delta+1} e^{-\zeta \mathbf{1}})^\vee(y, \xi) dy \\ &= \int_{\mathcal{O}_1} \frac{\sigma(y)}{y^\alpha} (y, \xi)^\alpha g_{\delta+1}(y, \xi) dy. \end{aligned} \tag{12.101}$$

$$x^\alpha g_\delta(x) = x^\alpha (H(\zeta) \zeta^\delta e^{-\zeta \mathbf{1}})^\vee = (D^\alpha (H(\zeta) \zeta^\delta e^{-\zeta \mathbf{1}}))^\vee.$$

??=====

When $s > 0$, $D^{??\alpha} (H(s) s^{\delta??} e^{-s}) = D^\alpha (s^\delta e^{-s}) = D^\alpha (s^\delta e^{-s}) = e^{-s} e^s D^\alpha (s^\delta e^{-s}) = p_n^{m-1}(s) e^{-s}$.

??=====

?? USE p_n^{m-1} ! Noting that $x^\alpha g_\delta(x)$ is a tensor product function we first consider one dimension. Since $H(s) s^k \in C_B^{(k-1)}$ when $k \geq 1$, $D^k (H(s) s^k) = k! H(s)$ when $k \geq 0$, and $D^{k+1} (H(s) s^k) = k! \delta$ when $k \geq 0$, we have:

$$D^j (H(s) s^k e^{-s}) \in C_B^{(0)} \cap L^1 \text{ when } j \leq k-1, D^k (H(s) s^k e^{-s}) \in (k! H(s) + C_B^{(k-1)}) e^{-s} \subset L^1 \text{ and}$$

$$D^{k+1} (H(s) s^k e^{-s}) \in k! \delta + (cH + C_B^{(k-1)}) e^{-s} \subset k! \delta + L^1.$$

Thus $(D^j (H(s) s^k e^{-s}))^\vee \in C_B^{(0)}$ for $j \leq k+1$ i.e. $t^j (H(s) s^k e^{-s})^\vee(t) \in C_B^{(0)}$ when $j \leq k+1$.

In d dimensions we can now conclude that $x^\alpha (H(\xi) \xi^\delta e^{-\xi \mathbf{1}})^\vee \in C_B^{(0)}$ when $\alpha \leq \delta + 1$ **which proves part 3 and hence part 4.**

Returning to 12.101 : when $\alpha \leq \delta + 2$,

$$\begin{aligned} \left| \xi^\alpha \widehat{J_\delta [\sigma]} (\xi) \right| &\leq \int_{\mathcal{O}_1} \frac{|\sigma(y)|}{|y^\alpha|} |(y \cdot \xi)^\alpha g_{\delta+1}(y \cdot \xi)| dy \\ &\leq \left\| \frac{\sigma}{y^\alpha} \right\|_{1, \mathcal{O}_1} \|x^\alpha g_{\delta+1}\|_\infty. \end{aligned}$$

Part 2 $\forall \alpha : D^\alpha g_\delta \in (L^1)^\vee \in C_B^{(0)} \Rightarrow g_\delta \in C_B^\infty$; $\forall \alpha : D^\alpha g \in (L^2)^\vee = L^2 \Rightarrow g \in H^\infty$. ■

Lemma 673 Bounds for $\left\| \xi^\gamma \widehat{J_{n1}^\theta [\sigma]} \right\|_\infty$ when $n \geq -1$:

1. $n = -1$

$$\left\| \xi^\gamma \widehat{J_{-1}^\theta [\sigma]} \right\|_\infty \leq \left\| \int |\widehat{\sigma}(\omega)| d^\gamma \omega \right\|_\infty, \quad \gamma \leq \mathbf{1},$$

2. $n = 0$

$$\left\| \xi^\gamma \widehat{J_0^\theta [\sigma]} \right\|_\infty \leq \begin{cases} \left\| \widehat{D^\gamma \sigma} \right\|_\infty, & \gamma \leq \mathbf{1}, \\ e^{-(2-\gamma)\mathbf{1}} \left\| \widehat{D^\gamma \sigma} \right\|_1, & \mathbf{1} \leq \gamma \leq \mathbf{21}. \end{cases}$$

Note that not all the derivatives bounds for $\gamma \leq \mathbf{21}$ are given here.

3. $n \geq 1$

$$\left\| \xi^\gamma \widehat{J_{n1}^\theta [\sigma]} \right\|_\infty \leq \begin{cases} ((n+1)\mathbf{1} - \gamma)! \left\| \widehat{D^\gamma \sigma} \right\|_\infty, & \mathbf{0} \leq \gamma \leq (n+1)\mathbf{1}, \\ ((n+2)\mathbf{1} - \gamma)^{(n+2)\mathbf{1} - \gamma} e^{-((n+2)\mathbf{1} - \gamma)} \left\| \widehat{D^\gamma \sigma} \right\|_1, & \mathbf{1} \leq \gamma \leq (n+2)\mathbf{1}. \end{cases} \quad (12.102)$$

Note that not all the derivative bounds for $\gamma \leq (n+2)\mathbf{1}$ are given here.

NOTE: Parts 2 and 3 can be amalgamated i.e. the estimate of part 3 holds for $n = 0$. Also, in 12.102 of part 3 the ranges of γ in the two estimates can overlap substantially.

Proof. Part 1 From Lemma 671: when $\gamma = \mathbf{1}$ we have the upper bound 12.94 i.e. when $\widehat{D^\gamma \sigma} \in L^1$,

$$\left\| \xi^\gamma \widehat{J_\delta^\theta [\sigma]} \right\|_\infty \leq (\delta + 2 - \gamma)^{\delta + 2 - \gamma} e^{-(\delta + 2 - \gamma)\mathbf{1}} \left\| \widehat{D^{\gamma-1} \sigma} \right\|_1, \quad \begin{cases} \mathbf{1} \leq \gamma \leq \delta + 2, \\ \delta \geq -\mathbf{1}, \end{cases}$$

so that when $\delta = -\mathbf{1}$ and $\gamma = \mathbf{1}$,

$$\left\| \xi^\mathbf{1} \widehat{J_{-1}^\theta [\sigma]} \right\|_\infty \leq \|\widehat{\sigma}\|_1.$$

Also, from 12.100,

$$\left\| \xi^\gamma \widehat{J_{-1} [\sigma]} \right\|_\infty \leq \left\| \int |\widehat{\sigma}(\omega)| d^\gamma \omega \right\|_\infty, \quad \gamma \leq \mathbf{1}.$$

Part 2 From part 2 of Lemma 671: when $\delta = \mathbf{0}$ and $\gamma < \mathbf{1}$, we have the upper bound 12.97 for $\left\| \xi^\gamma \widehat{J_0^\theta [\sigma]} \right\|_\infty$ i.e. if $\widehat{D^\gamma \sigma} \in L^\infty$ for $\gamma < \mathbf{1}$ then

$$\left\| \xi^\gamma \widehat{J_0^\theta [\sigma]} \right\|_\infty \leq \left\| \widehat{D^\gamma \sigma} \right\|_\infty, \quad \gamma < \mathbf{1}.$$

Also from 12.94 of part 2 of Lemma 671: if $\widehat{D^\gamma \sigma} \in L^1$ for $\mathbf{1} \leq \gamma \leq \delta + 2$ then

$$\left\| \xi^\gamma \widehat{J_\delta^\theta [\sigma]} \right\|_\infty \leq (\delta + 2 - \gamma)^{\delta + 2 - \gamma} e^{-(\delta + 2 - \gamma)\mathbf{1}} \left\| \widehat{D^\gamma \sigma} \right\|_1, \quad \mathbf{1} \leq \gamma \leq \delta + 2, \delta \geq -\mathbf{1},$$

i.e. if $\widehat{D^\gamma \sigma} \in L^1$ for $\mathbf{1} \leq \gamma \leq \mathbf{21}$ then

$$\left\| \xi^\gamma \widehat{J_0^\theta [\sigma]} \right\|_\infty \leq (2 - \gamma)^{2 - \gamma} e^{-(2 - \gamma)\mathbf{1}} \left\| \widehat{D^\gamma \sigma} \right\|_1 = e^{-(2 - \gamma)\mathbf{1}} \left\| \widehat{D^\gamma \sigma} \right\|_1.$$

Part 3 The estimates of this part are 12.94 and 12.95. ■

Remark 674 *The conditions of Lemma 673 are satisfied for any $\sigma \in C_0^\infty(\mathcal{O}_\theta)$.*

A special case of Lemma 673 is the 1-dimensional case:

Lemma 675 The case $d = 1$. *Bounds for $\left\| \xi^k \widehat{J_{n1}^\theta}[\sigma] \right\|_\infty$ when $n \geq -1$: if $\sigma \in L_0^1(\mathcal{O}_\theta)$ then:*

1. $n = -1$

$$\left\| \xi^k \widehat{J_{-1}^\theta}[\sigma] \right\|_\infty \leq \begin{cases} \|\widehat{\sigma}\|_\infty, & k = 0, \\ \|\widehat{\sigma}\|_1, & k = 1. \end{cases}$$

2. $n = 0$

$$\left\| \xi^k \widehat{J_0^\theta}[\sigma] \right\|_\infty \leq \begin{cases} \left\| \widehat{D^k \sigma} \right\|_\infty, & 0 \leq k \leq 1, \\ e^{-(2-k)} \left\| \widehat{D^k \sigma} \right\|_1, & 1 \leq k \leq 2. \end{cases}$$

Parts 1 and 2 are included in the following estimate:

3. $n \geq -1$

$$\left\| \xi^k \widehat{J_n^\theta}[\sigma] \right\|_\infty \leq \begin{cases} (n+1-k)! \left\| \widehat{D^k \sigma} \right\|_\infty, & 0 \leq k \leq n+1, \\ (n+2-k)^{(n+2-k)} e^{-(n+2-k)} \left\| \widehat{D^k \sigma} \right\|_1, & 1 \leq k \leq n+2. \end{cases}$$

Remark 676 *Regarding part 3 of the previous lemma: It is well-known that $s^s e^{-s} \leq \frac{s!}{\sqrt{2\pi s}}$ when $s \geq 1$, so for $n \geq -1$ part 3 can be estimated by*

$$\left\| \xi^k \widehat{J_n^\theta}[\sigma] \right\|_\infty \leq \begin{cases} (n+1-k)! \left\| \widehat{D^k \sigma} \right\|_\infty, & 0 \leq k \leq n+1, \\ (n+2-k)! \left\| \widehat{D^k \sigma} \right\|_1, & 1 \leq k \leq n+2, \end{cases} \tag{12.103}$$

??

Remark 677 ???

Appendix A

Basic notation, definitions and symbols

A.1 Basic function spaces

Definition 678 *Basic function spaces*

All spaces below consist of **complex-valued** functions.

- $P_0 = \{0\}$. For $n \geq 0$, P_n denotes the polynomials of (total) order at most n i.e. degree at most $n - 1$ when $n \geq 1$. These polynomials have the form $\sum_{|\alpha| < n} a_\alpha \xi^\alpha$, where $a_\alpha \in \mathbb{C}$ and $\xi \in \mathbb{R}^d$.
- $C^{(0)}$ is the space of continuous functions.
- $C^{(\alpha)} = \{f \in C^{(0)} : D^\beta f \in C^{(0)}, \text{ when } \beta \leq \alpha\}$.
- $C_B^{(0)}$ is the space of bounded continuous functions.
- $C_{BP}^{(0)}$ is the space of continuous functions bounded by a polynomial.
- $C^{(m)} = \{f \in C^{(0)} : D^\alpha f \in C^{(0)}, \text{ when } |\alpha| = m\}$.
- $C_B^{(m)} = \{f \in C_B^{(0)} : D^\alpha f \in C_B^{(0)}, \text{ when } |\alpha| \leq m\}$.
- $C_{BP}^{(m)} = \{f \in C_{BP}^{(0)} : D^\alpha f \in C_{BP}^{(0)}, \text{ when } |\alpha| \leq m\}$.
- $C^\infty = \bigcap_{m \geq 0} C^{(m)}$; $C_B^\infty = \bigcap_{m \geq 0} C_B^{(m)}$; $C_{BP}^\infty = \bigcap_{m \geq 0} C_{BP}^{(m)}$.
- C_0^∞ is the space of C^∞ functions that have compact support.
These are the test functions for the space of distributions.
- S is the C^∞ space of rapidly decreasing functions. These are the test functions for the tempered distributions of Definition 681 below.
- For a bounded continuous function on \mathbb{R}^d , $\|f\|_\infty = \sup_{x \in \mathbb{R}^d} |f(x)|$.
- L_{loc}^1 is the space of measurable functions which are absolutely integrable on any compact set i.e. any closed bounded set.
I will try to avoid confusion between this notation and Sobolev norms:
- L^1 is the complete normed vector space of measurable functions f such that $\int |f| < \infty$. Norm is $\|f\|_1 = \int |f|$.

- L^2 is the Hilbert space of measurable functions f such that $\int |f|^2 < \infty$. Norm is $\|f\|_2 = \left(\int |f|^2\right)^{1/2}$ and inner product is $(f, g)_2 = \int f\bar{g}$.
- L^∞ is the complete normed vector space of essentially bounded functions. The norm is $\|f\|_\infty = \text{esssup}_{x \in \mathbb{R}^d} |f(x)|$.

A.2 Multi-index and vector notation

Definition 679 Notation

1. Multi-indices are vectors with non-negative integer components.

Let $x = (x_1, x_2, \dots, x_d)$ and $y = (y_1, y_2, \dots, y_d)$.

Suppose \sim is one of the binary operations $\leq, =, \geq$.

?? Write $\beta \sim \alpha$ if $\beta_i \sim \alpha_i$ for all i .

For $s \in \mathbb{R}$ write $\beta \sim s$ if $\beta_i \sim s$ for all i .

$x \neq y$ if $x_i \neq y_i$ for some i .

$x < y$ if $x \leq y$ and $x \neq y$.

Component-wise inequality is denoted by $x. \neq y$.

$x. < y$ means $x_i < y_i$ for all i .

$x. > y$ means $x_i > y_i$ for all i .

The component-wise product is denoted $x.y = (x_i y_i)$. Component-wise division is denoted $x./y = (x_i/y_i)$ or $\frac{x}{y} = \left(\frac{x_i}{y_i}\right)$.

Denote $\mathbf{1} = 1_d = (1, 1, 1, \dots, 1) \in \mathbb{R}^d$ and let $\{\mathbf{e}_k\}_{k=1}^d$ be the canonical (or standard) basis of \mathbb{R}^d .

2. Denote $|\alpha| = \sum_{i=1}^d \alpha_i$. The $D^\alpha f(x)$ is the derivative of the function f of degree α

$$D^0 f(x) = f(x), \quad D^\alpha f(x) = \frac{D^{|\alpha|} f(x_1, x_2, \dots, x_d)}{D_1^{\alpha_1} x_1 D_2^{\alpha_2} x_2 \dots D_d^{\alpha_d} x_d},$$

and

$$\frac{1}{\beta!} D^\beta x^\alpha = \begin{cases} \binom{\alpha}{\beta} x^{\alpha-\beta}, & \beta \leq \alpha, \\ 0, & \text{otherwise.} \end{cases} \tag{A.1}$$

- 3.

monomial $x^\alpha = x_1^{\alpha_1} x_2^{\alpha_2} \dots x_d^{\alpha_d}$,

factorial $\alpha! = \alpha_1! \alpha_2! \dots \alpha_d!$ and $0! = 1$,

binomial $\binom{\alpha}{\beta} = \frac{\alpha!}{(\alpha-\beta)! \beta!}$, if $\beta \leq \alpha$.

4. The inequality $|x^\alpha| \leq |x|^{|\alpha|}$ is used often.

5. Important identities are

$$\frac{(x, y)^k}{k!} = \sum_{|\alpha|=k} \frac{x^\alpha y^\alpha}{\alpha!}, \quad \frac{|x|^{2k}}{k!} = \sum_{|\alpha|=k} \frac{x^{2\alpha}}{\alpha!}. \tag{A.2}$$

6. If $\binom{k}{\alpha} = \frac{k!}{\alpha!(k-|\alpha|)!}$ then

$$(1 + xy)^k = \sum_{|\alpha| \leq k} \binom{k}{\alpha} x^\alpha y^\alpha.$$

7. The binomial expansion is

$$(x + y)^\alpha = \sum_{\beta \leq \alpha} \binom{\alpha}{\beta} x^\beta y^{\alpha-\beta}, \tag{A.3}$$

and a direct consequence is

$$\sum_{\beta \leq \alpha} \binom{\alpha}{\beta} = 2^{|\alpha|}.$$

8. Useful identities are

$$\sum_{|\alpha|=k} 1 = \binom{d+k-1}{k}, \quad k \geq 1,$$

and

$$\sum_{|\alpha| \leq k} 1 = \binom{d+k}{d}, \quad k \geq 0, \tag{A.4}$$

and

$$\sum_{\mathbf{0} \leq \alpha \leq \mathbf{1}} f(|\alpha|) = \sum_{k=0}^d \binom{d}{k} f(k). \tag{A.5}$$

9. Leibniz's rule is

$$D^\alpha (uv) = \sum_{\beta \leq \alpha} \binom{\alpha}{\beta} D^\beta u D^{\alpha-\beta} v.$$

A.3 Topology

Definition 680 *Topology on \mathbb{R}^d*

1. The Euclidean norm is denoted by $|x|$ and the inner product by xy or (x, y) . Other norms are $|x|_1 = \sum_{i=1}^d |x_i|$ and the equivalent notation: $|x|_\infty = |x|_{\max} = \max_i |x_i|$.
2. The (open) ball $B(x; r) = \{y : |x - y| < r\}$.
3. The ε -neighborhood of a set: for $\varepsilon > 0$ the ε -neighborhood of a set S is $S_\varepsilon = \bigcup_{x \in S} B(x; \varepsilon)$.
4. If $a. \neq b$ then $R(a, b)$ will denote an **open rectangle with extreme points** a and b given by:

$$R(a, b) := \{\tau.a + (1 - \tau).b : \mathbf{0} < \tau < \mathbf{1}\},$$

and

$$R[a, b] := \{\tau.a + (1 - \tau).b : \mathbf{0} \leq \tau \leq \mathbf{1}\},$$

will denote the **closed rectangle**.

(a) We have $R(a, b) = R(\min\{a, b\}, \max\{a, b\})$.

(b) If $\theta \in \{0, 1\}^d$ then

$$\begin{aligned} R(a, b) &= R(\omega.a + (1 - \omega).b, (1 - \omega).a + \omega.b) \\ &= R(\omega.a + (1 - \omega).b, \omega'.a + (1 - \omega').b), \end{aligned}$$

where $\omega + \omega' = 1$, $\omega' := \sim\omega$.

(c) Also, $R(a, b) = R(c, d)$ iff $c = \omega.a + (1 - \omega).b$ and $d = (1 - \omega).a + \omega.b$ for some $\omega \in \{0, 1\}^d$.

(d) If $\omega = (a < b)$ and $\omega' = (a > b)$ then $\min\{a, b\} = \omega.a + (1 - \omega).b$ and $\max\{a, b\} = \omega'.a + (1 - \omega').b$.

(e) If $R(a, b) = R(c, d)$ then there exist unique c, d such that $c. < d.$ In fact $c = \min\{a, b\}$ and $d = \max\{a, b\}$.

5. $R[a, b) = \{\tau.a + (1 - \tau).b : \mathbf{0} \leq \tau. < \mathbf{1}\}$ will denote the **partially open rectangle** with extreme points $a. \neq b.$

A.4 Tempered distributions

Definition 681 *Tempered distributions (or generalized functions of slow growth)*

1. S is the space of rapidly decreasing C^∞ functions. We endow S with the topology defined using the following equivalent sets of seminorms

$$\|(1 + |\cdot|)^n D^\alpha \psi\|_\infty, \quad n = 0, 1, 2, \dots; \alpha \geq 0. \tag{A.6}$$

$$\max_{|\alpha| \leq n} \|(1 + |\cdot|)^n D^\alpha \psi\|_\infty, \quad n = 0, 1, 2, \dots$$

$$\|x^\alpha D^\beta \psi\|_\infty, \quad \alpha, \beta \geq 0. \tag{A.7}$$

$$\|x^\alpha D^\beta \psi\|_2, \quad \alpha, \beta \geq 0. \tag{A.8}$$

2. S' denotes the space of tempered distributions or generalized functions of slow growth. It is the set of all continuous linear functionals on S under the seminorm topology of part 1.
3. If $f \in S'$ and $\phi \in S$ then $[f, \phi] \in \mathbb{C}$ will represent the action of f on the test function ϕ . The functions in S are called the test functions of S' .

A.5 Fourier Transforms

Definition 682 *Fourier and Inverse Fourier transforms on S and S' .*

1. This document uses the two Fourier transform notations

$$F[f] = \widehat{f}(\xi) = (2\pi)^{-d/2} \int_{\mathbb{R}^d} e^{-ix\xi} f(x) dx, \quad f \in S,$$

so that $F : S \rightarrow S$. The inverse Fourier transform $F^{-1} : S \rightarrow S$ is

$$F^{-1}[f] = \check{f}(\xi) = (2\pi)^{-d/2} \int_{\mathbb{R}^d} e^{ix\xi} f(x) dx, \quad f \in S.$$

2. The Fourier/Inverse Fourier transforms are extended to mappings from S' to S' by

$$[\widehat{f}, \phi] = [f, \check{\phi}]; \quad [\check{f}, \phi] = [f, \check{\phi}], \quad f \in S', \phi \in S.$$

Some important properties are: if $f \in S'$ then:

Summary 683

1. $\check{\check{f}}(\xi) = \widehat{\widehat{f}}(-\xi)$, $\widehat{\widehat{f}}(\xi) = f(-\xi)$, $\overline{\check{f}} = \check{\overline{f}}$, $\overline{\widehat{f}} = \widehat{\overline{f}}$.
2. For translations: $(\tau_c f)^\wedge = (f(x - c))^\wedge = e^{-ic\xi} \widehat{f}$, $c \in \mathbb{R}^d$.
3. $(e^{iax})^\wedge = (2\pi)^{d/2} \delta(\xi - a)$, $a \in \mathbb{R}^d$.
4. $(e^{iax} f)^\wedge = \widehat{f}(\cdot - a)$.
5. $D^\alpha \widehat{f} = \widehat{(-ix)^\alpha f} = (-i)^{|\alpha|} \widehat{x^\alpha f}$.

6. $(x^\alpha f)^\wedge = (iD)^\alpha \widehat{f} = i^{|\alpha|} D^\alpha \widehat{f}$.
7. $\widehat{D^\alpha f} = i^{|\alpha|} \xi^\alpha \widehat{f} = (i\xi)^\alpha \widehat{f}$.
8. $\xi^\alpha \widehat{f} = (-i)^{|\alpha|} \widehat{D^\alpha f}$.
9. $[\delta, \phi] = \phi(0)$ and $\widehat{\delta} = (2\pi)^{-d/2}$ and $\widehat{1} = (2\pi)^{d/2} \delta$.
10. $\widehat{x^\alpha} = (2\pi)^{-d/2} (iD)^\alpha \delta$ and $\widehat{D^\alpha \delta} = (2\pi)^{-d/2} (-i)^{|\alpha|} \xi^\alpha$.
11. If p is a polynomial then $\widehat{p} = (2\pi)^{d/2} p(iD)\delta$ and $\widehat{p(D)f} = p(i\xi) \widehat{f}$.
12. For dilations: if $\lambda \neq \mathbf{0}$ then $(\sigma_\lambda f)^\wedge = |\lambda^1| \sigma_{1./\lambda} \widehat{f}$. Here $\sigma_\lambda f(x) := f(x./\lambda)$.
13. More generally, if A is a regular matrix then $(f \circ A)^\wedge = |\det A^{-1}| (\widehat{f} \circ A^{-1})$.

A.6 Convolutions

Definition 684 The convolution

1. If $f \in C_{BP}^{(0)}$ and $\phi \in S$ then the convolution of f and ϕ is denoted by $f * \phi$ or $\phi * f$ and is defined by

$$(\phi * f)(x) = (2\pi)^{-d/2} \int f(x-y)\phi(y)dy = (2\pi)^{-d/2} \int f(y)\phi(x-y)dy. \tag{A.9}$$

2. This definition is easily extended to $f \in S'$ by the formulas

$$\phi * f = (\widehat{\phi f})^\vee = (2\pi)^{-d/2} [f_y, \phi(\cdot - y)], \quad \phi \in S, \tag{A.10}$$

with $\phi * f \in C_{BP}^\infty$ and for all $\alpha = \beta + \gamma$

$$D^\alpha (\phi * f) = (D^\beta \phi) * D^\gamma f. \tag{A.11}$$

NOTE that

$$\phi * \delta = (\widehat{\phi \delta})^\vee = (2\pi)^{-d/2} \phi.$$

3. In fact, if $f \in S'$ is defined by seminorms of type A.8 (or A.7) then (Theorem 6.2 Petersen [52])

$$|(\phi * f)(x)| \leq (1 + |x|)^m |\phi|_\sigma, \quad \phi \in S, \quad x \in \mathbb{R}^d,$$

here $|\cdot|_\sigma$ is defined by seminorms of type A.8 (or A.7), and $m = \max |\alpha_i|$.

4. If $\psi \in S$ we can write $[\phi * f, \psi] = [(\widehat{\phi f})^\vee, \psi] = [\widehat{f}, \psi^\vee \widehat{\phi}]$ and the observation that the last term makes sense when $\widehat{\phi} \in C_{BP}^\infty$ leads to the following extension of the definition of a convolution e.g. Section 2.6 Petersen [52]:

$$[g * f, \phi] = [\widehat{f}, \psi^\vee \widehat{\phi}] = [f, \phi * g^\vee], \quad \phi \in S, \quad g \in (C_{BP}^\infty)^\vee = O'_c, \quad f \in S'. \tag{A.12}$$

See Section A.7 below.

5. If $f \in C_{BP}^{(0)}$ and $g \in C_0^{(0)}$ then $f * g$ is a regular tempered distribution and

$$(f * g)(x) = (g * f)(x) = (2\pi)^{-\frac{d}{2}} \int f(x-y)g(y)dy = (2\pi)^{-\frac{d}{2}} \int f(y)g(x-y)dy.$$

This can be proved using Theorem 2.7.5 of Vladimirov [59].

6. If $f \in L^p$, $g \in L^q$ satisfy $\frac{1}{p} + \frac{1}{q} = 1 + \frac{1}{r}$ and $1 \leq p, q, r \leq \infty$, then $f * g \in L^r$ where the convolution is given by the formulas of part 5.

Further, we have **Young's inequality**

$$\|f * g\|_r \leq \|f\|_p \|g\|_q. \quad (\text{A.13})$$

7. If A is a regular $d \times d$ matrix then

$$f * (g \circ A) = \frac{1}{|\det A|} ((f \circ A^{-1}) * g) \circ A.$$

8. If $f \in S'$ and $g \in S$ then using A.10 it can be shown that

$$x^\alpha (f * g) = \sum_{\beta \leq \alpha} \binom{\alpha}{\beta} (z^\beta f) * (z^{\alpha-\beta} g).$$

One consequence is that $S * S \subset S$.

9. $f, g \in L^2$ implies $fg \in L^1$ and $\widehat{fg} = \widehat{f} * \widehat{g} \in C_B^{(0)}$.

A.7 Convolutors and multipliers in S and S'

Definition 685 Multipliers O_M in S' : See for example Sections 2.5, 2.6 and 2.7 of Petersen [52]. See also Chapter 6 of Kinani and Oudadess [1] and Section 3.9 of the Appendix of Dautray and Lions [16].

1. **Definition of O_M :**

$$\begin{aligned} O_M &:= \{\psi \in C^\infty : \psi\phi \in S \forall \phi \in S\} \\ &= \{\psi \in C^\infty : \psi f \in S' \forall f \in S'\}. \end{aligned}$$

Properties

2. (Lemma 5.13 Petersen) If $\psi \in O_M$ then multiplication by ψ maps $S \rightarrow S$ continuously and S' into S' continuously.
3. (Exercise 5.14 Petersen) $g \in \mathcal{D}'$ and $\psi g \in S \forall \psi \in S$ implies $g \in O_M$.
4. (Theorem 5.15 Petersen) $\psi \in O_M$ iff $\psi \in C^\infty$ and all its derivatives are slowly increasing i.e.

$$|D^\alpha \psi(x)| \leq C_\alpha (1 + |x|^2)^{m_\alpha}, \quad \forall \alpha, \text{ and } x \in \mathbb{R}^d.$$

Thus $O_M \equiv C_{BP}^\infty$.

5. (Corollary 5.16 Petersen) $S \hookrightarrow O_M \hookrightarrow S'$.

Definition 686 Convolutors O'_c and the convolution on $S' \times O'_c$

1. $g \in S'$ is a **convolutor** if $\phi * g \in S$ for all $\phi \in S$ and the mapping $\phi \rightarrow \phi * g : S \rightarrow S$ is continuous.
2. $g \in O'_c$ implies $g^\vee \in O'_c$.
3. Noting A.12 we define the following **convolution**: if $f \in S'$ and $g \in O'_c$ then

$$\begin{aligned} [f * g, \phi] &:= [f, g^\vee * \phi], \quad \phi \in S. \\ g * f &:= f * g. \end{aligned}$$

4. **Some properties:**

- (a) When $g \in O'_c$ and $x \in \mathbb{R}^d$: $\tau_x g, y^\alpha g, D^\alpha g, \widehat{g} \in O'_c \forall \alpha$.
- (b) $D^\alpha (f * g) = D^\alpha f * g = f * D^\alpha g \forall \alpha$.
- (c) $\tau_x (f * g) = \tau_x f * g = f * \tau_x g$.
- (d) $f \in S'$ and $\psi \in S$ implies $\psi f \in O'_c$.
- (e) $\mathcal{E}'(\mathbb{R}^d) \subseteq O'_c$.
- (f) O'_c and O_M are not duals (see appendix of Dautray and Lions [16]).

- 5. If $f \in S'$ and $g, h \in O'_c$ then $g * h = h * g \in O'_c$ and $f * (g * h) = (f * g) * h$.
- 6. All the convolutions defined so far agree on common domains.
- 7. $\delta \in O'_c$ because $\delta \in \mathcal{E}'$. Also $f * \delta = (2\pi)^{-d/2} f$ when $f \in S'$.

The extension of the Fourier transform to tempered distributions in Section 2.7 of Petersen allows the proof of the following results:

Theorem 687 Exchange formulas (Theorem 7.2 Petersen [52])

- 1. If $g \in O'_c$ then $\widehat{g} \in O_M$ and

$$(f * g)^\wedge = \widehat{g} \widehat{f}, \quad f \in S'.$$

- 2. If $\psi \in O_M$ then $\widehat{\psi} \in O'_c$ and

$$\widehat{\psi f} = \widehat{\psi} * \widehat{f}, \quad f \in S'.$$

- 3. In particular, the Fourier transform is an **isomorphism** from O'_c to O_M and from O_M to O'_c .

A concrete description of O'_c is:

Theorem 688 (Exercise 7.3 of Petersen [52] and Proposition 8.7 of Kinani and Oudadess [1])

$f \in O'_c$ iff for every integer $m > 0$ there is an integer $k_m \geq 0$ such that there exists a finite family of continuous functions $\{f_\alpha\}_{|\alpha| \leq k_m}$ which satisfies $f = \sum_{|\alpha| \leq k_m} D^\alpha f_\alpha$ and for which $(1 + |\cdot|^2)^m f_\alpha \in L^\infty$ for all $|\alpha| \leq k_m$ or, alternatively, for which $(1 + |\cdot|^2)^m f_\alpha \rightarrow 0$ at infinity.

A.8 Taylor series expansions with integral remainder

Suppose $u \in C^{(n)}(\mathbb{R}^d)$ for some $n \geq 1$. Then the Taylor series expansion about z is given by

$$u(z + b) = \sum_{|\beta| < n} \frac{b^\beta}{\beta!} (D^\beta u)(z) + (\mathcal{R}_n u)(z, b), \tag{A.14}$$

where the integral remainder term

$$\begin{aligned} (\mathcal{R}_n u)(z, b) &= n \sum_{|\beta|=n} \frac{b^\beta}{\beta!} \int_0^1 t^{n-1} (D^\beta u)(z + (1-t)b) dt \\ &= n \sum_{|\beta|=n} \frac{b^\beta}{\beta!} \int_0^1 (1-t)^{n-1} (D^\beta u)(z + tb) dt \end{aligned} \tag{A.15}$$

$$\begin{aligned} &= \frac{1}{(n-1)!} \int_0^1 (1-t)^{n-1} ((bD)^n u)(z + tb) dt \\ &= \frac{|b|^n}{(n-1)!} \int_0^1 (1-t)^{n-1} \left((\widehat{bD})^n u \right)(z + tb) ds, \end{aligned} \tag{A.16}$$

satisfies the estimate

$$|(\mathcal{R}_n u)(z, b)| \leq \frac{|b|^n}{n!} \max_{t \in [z, z+b]} \left| (\widehat{bD})^n u(t) \right|, \tag{A.17}$$

and the estimate (prove using A.2),

$$|(\mathcal{R}_n u)(z, b)| \leq \frac{d^{\frac{n}{2}} |b|^n}{n!} \max_{\substack{|\beta|=n \\ t \in [z, z+b]}} |D^\beta u(t)|, \tag{A.18}$$

and the estimate

$$|(\mathcal{R}_n u)(z, b)| \leq |b|^n \sum_{|\beta|=n} \max_{t \in [z, z+b]} |(D^\beta u)(t)|, \tag{A.19}$$

and

$$|(\mathcal{R}_n u)(z, b)| \leq \sum_{|\beta|=n} \frac{|b^\beta|}{\beta!} \max_{y \in [z, z+b]} |(D^\beta u)(y)| \leq |b|^n \sum_{|\beta|=n} \frac{1}{\beta!} \max_{y \in [z, z+b]} |(D^\beta u)(y)|. \tag{A.20}$$

The remainder term can also be expressed in the form

$$(\mathcal{R}_n u)(z, b) = \sum_{|\beta|=n} \frac{b^\beta}{\beta!} D^\beta u(z + t(z, b)b), \tag{A.21}$$

where the function t satisfies $0 < t(z, b) < 1$.

Also

$$\begin{aligned} |(\mathcal{R}_n u)(0, x)| &\leq n \sum_{|\beta|=n} \frac{x_+^\beta}{\sqrt{\beta!}} \frac{1}{\sqrt{\beta!}} \int_0^1 (1-t)^{n-1} |(D^\beta u)(tx)| dt \\ &\leq n \left(\frac{|x|^{2n}}{n!} \right)^{1/2} \left(\sum_{|\beta|=n} \frac{1}{\beta!} \left(\int_0^1 (1-t)^{n-1} |(D^\beta u)(tx)| dt \right)^2 \right)^{1/2} \\ &\leq \left(\frac{|x|^{2n}}{n!} \right)^{1/2} \left(\sum_{|\beta|=n} \frac{1}{\beta!} \|D^\beta u\|_{\infty, \overline{B}_{|x|}}^2 \right)^{1/2} \\ &= \frac{1}{\sqrt{n!}} \left(\sum_{|\beta|=n} \frac{1}{\beta!} \|D^\beta u\|_{\infty, \overline{B}_{|x|}}^2 \right)^{1/2} |x|^n. \end{aligned} \tag{A.22}$$

Theorem 689 *Regarding A.16:*

1. When $z = 0$ we can write

$$(\mathcal{R}_n u)(0, b) = \frac{|b|^n}{(n-1)!} \int_0^1 (1-s)^{n-1} ((\widehat{\mathcal{D}})^n u)(sb) ds, \tag{A.23}$$

with the bound

$$|(\mathcal{R}_n u)(0, b)| \leq \frac{|b|^n}{n!} \max_{s \in [0,1]} |((\widehat{\mathcal{D}})^n u)(sb)|. \tag{A.24}$$

When u is radial $(\mathcal{R}_n u)(0, \cdot)$ is also radial. In fact, if $u_\odot(|\cdot|) = u(\cdot)$ then

$$(\mathcal{R}_n u)(0, b) = \frac{|b|^n}{(n-1)!} \int_0^1 (1-s)^{n-1} (D^n u_\odot)(s|b|) ds, \tag{A.25}$$

with upper bound

$$|(\mathcal{R}_n u)(0, b)| \leq \frac{|b|^n}{n!} \max_{s \in [0,1]} |(D^n u_\odot)(sb)|. \tag{A.26}$$

2. If u is radial then $\frac{1}{n!} ((bD)^n u)(0) = \sum_{|\alpha|=n} \frac{b^\alpha}{\alpha!} D^\alpha u(0)$ is a radial function of b for $n \geq 0$.

3. In fact, if u is radial then

$$\sum_{|\alpha|=n} \frac{b^\alpha}{\alpha!} D^\alpha u(0) = \frac{|b|^n}{n!} D^n u_\odot(0) = \frac{|b|^n}{n!} ((\widehat{c}D)^n u)(0). \quad (\text{A.27})$$

4. If $|b| = r$ then

$$\begin{aligned} u_\odot(r) &= \sum_{k=0}^{n-1} \frac{r^k}{k!} D^k u_\odot(0) + \mathcal{R}_n u_\odot(0, r), \\ \mathcal{R}_n u_\odot(0, r) &= \mathcal{R}_n u(0, b). \end{aligned}$$

Proof. Part 1 When $z = 0$ A.16 becomes

$$\begin{aligned} (\mathcal{R}_n u)(0, b) &= \frac{|b|^n}{(n-1)!} \int_0^1 (1-t)^{n-1} \left((\widehat{b}D)^n u \right)(tb) ds \\ &= \frac{|b|^n}{(n-1)!} \int_0^1 (1-s)^{n-1} \left((\widehat{s}bD)^n u \right)(sb) ds \\ &= \frac{|b|^n}{(n-1)!} \int_0^1 (1-s)^{n-1} ((\widehat{c}D)^n u)(sb) ds. \end{aligned}$$

Now suppose $u(\cdot) = u_\odot(|\cdot|)$. Then from A.31 below, $((\widehat{c}D)^n u)(x) = (D^n u_\odot)(|x|)$ and so

$$(\mathcal{R}_n u)(0, b) = \frac{|b|^n}{(n-1)!} \int_0^1 (1-s)^{n-1} (D^n u_\odot)(s|b|) ds$$

Part 2 From A.14 we have

$$\begin{aligned} u(b) &= \sum_{|\alpha| \leq n-1} \frac{b^\alpha}{\alpha!} (D^\alpha u)(0) + (\mathcal{R}_n u)(0, b), \\ u(b) &= \sum_{|\alpha| \leq n-1} \frac{b^\alpha}{\alpha!} (D^\alpha u)(0) + \sum_{|\alpha|=n} \frac{b^\alpha}{\alpha!} (D^\alpha u)(0) + (\mathcal{R}_{n+1} u)(0, b), \end{aligned}$$

so that by inspection

$$\sum_{|\alpha|=n} \frac{b^\alpha}{\alpha!} (D^\alpha u)(0) = (\mathcal{R}_n u)(0, b) - (\mathcal{R}_{n+1} u)(0, b). \quad (\text{A.28})$$

This result follows since from part 1 we know that $(\mathcal{R}_{n+1} u)(0, b)$ and $(\mathcal{R}_n u)(0, b)$ are both radial.

Part 3 Equation A.28 can be written as

$$\frac{1}{n!} ((bD)^n u)(0) = (\mathcal{R}_n u)(0, b) - (\mathcal{R}_{n+1} u)(0, b),$$

and using A.25 and applying integration by parts gives

$$\begin{aligned} &(\mathcal{R}_n u)(0, b) - (\mathcal{R}_{n+1} u)(0, b) \\ &= \frac{1}{(n-1)!} \int_0^1 (1-s)^{n-1} (D^n u_\odot)(s) ds - \frac{1}{n!} \int_0^1 (1-s)^n (D^{n+1} u_\odot)(s) ds \\ &= \frac{1}{(n-1)!} \int_0^1 (1-s)^{n-1} (D^n u_\odot)(s) ds - \\ &\quad - \frac{1}{n!} \left([(1-s)^n D^n u_\odot(s)]_0^1 - \int_0^1 (D_s (1-s)^n) D^n u_\odot(s) ds \right) \\ &= \frac{1}{(n-1)!} \int_0^1 (1-s)^{n-1} (D^n u_\odot)(s) ds - \\ &\quad - \frac{1}{n!} \left(-D^n u_\odot(0) + \int_0^1 (1-s)^{n-1} D^n u_\odot(s) ds \right) \\ &= \frac{1}{n!} D^n u_\odot(0). \end{aligned}$$

The second equality of A.27 follows from A.31 below. ■

Theorem 690 Suppose $u \in C_B^{(n)}(\mathbb{R}^d)$ and $D^\alpha u(0) = 0$ when $|\alpha| < n$. Then for all $r > 0$,

$$|u(x)| \leq \frac{|x|^n}{n!} \|(\widehat{D})^n u\|_{\infty; \overline{B}_r}, \quad |x| \leq r, \tag{A.29}$$

where $((\widehat{D})u)(x) := \sum_{k=1}^d \widehat{x}_k D_k u(x) = \frac{1}{|x|} \sum_{k=1}^d x_k D_k u(x)$. Further

$$|u(x)| \leq \frac{|x|^n}{n!} \|(\widehat{D})^n u\|_{\infty}, \quad x \in \mathbb{R}^d. \tag{A.30}$$

Things are especially nice when u is radial. In fact, if $u(x) = u_{\odot}(|x|)$ then $(\widehat{D})^n u$ is radial and

$$((\widehat{D})^n u)(x) = (D^n u_{\odot})(|x|). \tag{A.31}$$

Proof. Inequality A.24 with $b = x$ and $|x| \leq r$ gives

$$\begin{aligned} |u(x)| &\leq \frac{|x|^n}{n!} \max_{t \in [0,1]} |((\widehat{x}D)^n u)(tx)| = \frac{|x|^n}{n!} \max_{t \in [0,1]} \left| \left((\widehat{tx}D)^n u \right) (tx) \right| = \\ &= \frac{|x|^n}{n!} \max_{t \in [0,1]} |((\widehat{D})^n u)(tx)| \leq \frac{|x|^n}{n!} \max_{z \in \overline{B}_r} |((\widehat{D})^n u)(z)| \leq \\ &= \frac{|x|^n}{n!} \|(\widehat{D})^n u\|_{\infty; \leq r} \leq \frac{|x|^n}{n!} \|(\widehat{D})^n u\|_{\infty}. \end{aligned}$$

Equation A.31 follows from ?? . ■

The next result may or may not be useful.

Theorem 691 Set

$$f_n(\beta) = \max_{y \in [z, z+b]} |(D^\beta u)(y)|.$$

Then

$$|(\mathcal{R}_n u)(z, b)| \leq |b|^n \frac{(\chi_n d)^n}{n!},$$

where

$$\chi_n = \max_{|\beta|=n} \max_k |f_n(\beta)|^{\frac{1}{d^{\beta_k}}} = \left(\max_{|\beta|=n} \max_k |f_n(\beta)|^{\frac{1}{\beta_k}} \right)^{\frac{1}{d}}.$$

Proof. From A.20,

$$\begin{aligned} |(\mathcal{R}_n u)(z, b)| &\leq |b|^n \sum_{|\beta|=n} \frac{1}{\beta!} \max_{y \in [z, z+b]} |(D^\beta u)(y)| = |b|^n \sum_{|\beta|=n} \frac{1}{\beta!} f_n(\beta) = \\ &= |b|^n \sum_{|\beta|=n} \frac{1}{\beta!} \mathbf{1}^\beta \left(|f_n(\beta)|^{\frac{1}{d^{\beta_k}}} \right)^\beta \leq |b|^n \sum_{|\beta|=n} \frac{1}{\beta!} \mathbf{1}^\beta (\chi_n \mathbf{1})^\beta = \\ &= |b|^n (\chi_n)^n \sum_{|\beta|=n} \frac{\mathbf{1}^{2\beta}}{\beta!} = |b|^n (\chi_n)^n \frac{1}{n!} |\mathbf{1}|^{2n} = |b|^n d^n \frac{(\chi_n)^n}{n!} = \\ &= |b|^n \frac{(\chi_n d)^n}{n!}. \end{aligned}$$

■

A.9 Limits and differentiation under the integral sign

Not used below but Bauer [8] studies integrals with parameters in \mathbb{R}^n in Section 16 of Chapter II - specifically in Lemma 16.1 and Corollary 16.3.

Lemma 692 Suppose $f : \mathbb{R}^{m+n} \rightarrow \mathbb{C}$ and we write $f(\xi, x)$ where $\xi \in \mathbb{R}^m$ and $x \in \mathbb{R}^n$. Suppose that for all ξ , $f(\xi, x)$ is continuous at x_0 , and that there exists a function g satisfying:

1. $|f(\xi, x)| \leq g(\xi) \forall \xi$ and x ;
2. $g \in L^1$.

Then $\int f(\xi, x) d\xi$ is continuous at x_0 .

Proof. Use the Lebesgue dominated convergence theorem with dominating function g . ■

Lemma 693 Suppose $f : \mathbb{R}^{m+n} \rightarrow \mathbb{C}$ and we write $f(\xi, x)$ where $\xi \in \mathbb{R}^m$ and $x \in \mathbb{R}^n$. Further, suppose that **for all** ξ : $D_{x_j} f(\xi, x)$ exists at x_0 and that there exists a function $g(\xi, x_0)$ and real $h_0 > 0$ satisfying:

1. $|f(\xi, x_0 + h) - f(\xi, x_0)| \leq g(\xi, x_0) h$, for all x and $|h| \leq h_0$;
2. $g(\xi, x_0) \in L^1$.

Then at $x = x_0$,

$$D_{x_j} \int f(\xi, x) d\xi = \int D_{x_j} f(\xi, x) d\xi.$$

Proof. Use Lemma 692. ■

Lemma 694 Suppose $f : \mathbb{R}^{m+n} \rightarrow \mathbb{C}$ and we write $f(\xi, x)$ where $\xi \in \mathbb{R}^m$ and $x \in \mathbb{R}^n$. Further suppose that:

1. For each ξ , $f(\xi, \cdot) \in C^{(k)}(\mathbb{R}^n)$.
2. For each x , $\int |D_x^\alpha f(\xi, x)| d\xi < \infty$ for $|\alpha| \leq k$.

Then we have

$$D_x^\alpha \int f(\xi, x) d\xi = \int D_x^\alpha f(\xi, x) d\xi, \text{ when } |\alpha| \leq k,$$

and $\int f(\xi, \cdot) d\xi \in C^{(k)}(\mathbb{R}^n)$.

Proof. Induction on k using Lemma 693. ■

A.10 Spherical coordinate integrals

Since I derived the results of this section I have discovered the references Gradshteyn and Ryzhik [28] and Prudnikov, Brychkov and Marichev [2] for multivariate integration.

These results were proved in the section *Application of general multivariate spherical coordinates* in the appendix of the positive order weight function document. This lemma will employ the technique of Section 4.1, Stein and Weiss [57] which defines radial functions in terms of orthogonal transformations.

Stein and Weiss observe that a function f is radial if and only if $f(\mathcal{O}x) = f(x)$ for any linear, orthogonal transformation $\mathcal{O} : \mathbb{R}^d \rightarrow \mathbb{R}^d$ and any $x \in \mathbb{R}^d$.

Note that an orthogonal transformation \mathcal{O} satisfies $\mathcal{O}^T = \mathcal{O}^{-1}$ where $(\mathcal{O}x, y) = (x, \mathcal{O}^T y)$ for the Euclidean inner product. An orthogonal transformation has a Jacobian of one.

Theorem 695 Suppose $\xi, x \in \mathbb{R}^d$ and $\xi x = (\xi, x)$ denotes the Euclidean inner product. Then:

1. $\int_{r \leq |x| \leq R} u(\xi \hat{x}) f(|x|) dx$ is a radial function of ξ and

$$\int_{r \leq |x| \leq R} u(\xi x) f(|x|) dx = \int_{r \leq |x| \leq R} u(|\xi| x_k) f(|x|) dx, \quad 1 \leq k \leq d. \tag{A.32}$$

2. When $d \geq 2$, $s \in \mathbb{R}^1$ and $1 \leq k \leq d$,

$$\int_{r \leq |x| \leq R} u(sx_k) f(|x|) dx = \omega_{d-1} \int_r^R \left(\int_0^\pi u(s\rho \cos t) \sin^{d-2} t dt \right) f(\rho) \rho^{d-1} d\rho, \quad (\text{A.33})$$

where $\omega_k = \frac{2\pi^{k/2}}{\Gamma(k/2)}$ for $k \geq 1$.

Theorem 696 Suppose $\xi, x \in \mathbb{R}^d$ and $\xi x = (\xi, x)$ denotes the Euclidean inner product. Then:

1. $\int_{|x| \leq r} u(\xi \hat{x}) f(|x|) dx$ is a radial function of ξ and

$$\int_{|x| \leq r} u(\xi \hat{x}) f(|x|) dx = \int_{|x| \leq r} u(|\xi| \hat{x}_k) f(|x|) dx, \quad 1 \leq k \leq d.$$

2. When $d \geq 2$, $s \in \mathbb{R}^1$ and $1 \leq k \leq d$,

$$\int_{|x| \leq r} u(s\hat{x}_k) f(|x|) dx = \omega_{d-1} \left(\int_0^\pi u(s \cos t) \sin^{d-2} t dt \right) \int_0^r f(\rho) \rho^{d-1} d\rho,$$

where $\omega_k = \frac{2\pi^{k/2}}{\Gamma(k/2)}$ for $k \geq 1$.

Theorem 697 When $d \geq 2$, from Prudnikov [2],

$$\int_{|x| \leq r} \Phi(|x|^2, \xi x) dx = \omega_{d-1} \int_0^r \rho^{d-1} \int_0^\pi \Phi(\rho^2, |\xi| \rho \cos \theta) \sin^{d-2} \theta d\theta d\rho,$$

$$\omega_t := \frac{2\pi^{t/2}}{\Gamma(t/2)}, \quad t > 0.$$

Formula 858.515 of Dwight [24] is

$$\int_0^{\pi/2} \sin^p \theta \cos^q \theta d\theta = \frac{1}{2} \frac{\Gamma(\frac{p+1}{2}) \Gamma(\frac{q+1}{2})}{\Gamma(\frac{p+q}{2} + 1)} = \frac{1}{2} B\left(\frac{p+1}{2}, \frac{q+1}{2}\right),$$

where $p, q > -\frac{1}{2}$.

so that

$$\int_0^\pi \sin^{d-2} \theta d\theta = \frac{\omega_d}{\omega_{d-1}}, \quad d \geq 2.$$

Also from Prudnikov [2],

$$\int_{|x| \leq r} \Phi(|x|^2, \xi x, \eta x) dx = \omega_{d-2} \int_{-r}^r \int_{-\sqrt{r^2-t^2}}^{\sqrt{r^2-t^2}} \int_0^{\sqrt{r^2-t^2-u^2}} v^{d-3} \Phi(t^2 + u^2 + v^2, |\xi| t, \beta t + \gamma u) dv du dt,$$

where

$$\beta = \widehat{\xi} \widehat{\eta} = |\eta| \widehat{\xi} \widehat{\eta},$$

$$\gamma = \frac{|\xi|^2 |\eta|^2 - |\xi \eta|^2}{|\xi|^2} = |\eta|^2 \left(1 - \left| \widehat{\xi} \widehat{\eta} \right|^2 \right) = |\eta|^2 - \beta^2.$$

Corollary 698 Suppose $d \geq 2$. Then for $\xi \in \mathbb{R}^d$ and $1 \leq k \leq d$:

$$\begin{aligned}
 (2\pi)^{-d/2} \int_{r \leq |x| \leq R} e^{i\xi x} f(|x|) dx &= (2\pi)^{-d/2} \int_{r \leq |x| \leq R} e^{i|\xi| x_k} f(|x|) dx \\
 &= (2\pi)^{-d/2} \Gamma\left(\frac{d}{2}\right) \int_{r \leq |x| \leq R} \frac{J_{\frac{d-2}{2}}(|\xi| |x|)}{\left(\frac{|\xi| |x|}{2}\right)^{\frac{d-2}{2}}} f(|x|) dx = \\
 &= (2\pi)^{-d/2} \Gamma\left(\frac{d}{2}\right) \omega_d \int_{r \leq |x| \leq R} \frac{J_{\frac{d-2}{2}}(|\xi| r)}{\left(\frac{|\xi| r}{2}\right)^{\frac{d-2}{2}}} r^{d-1} f(r) dr \\
 &= (2\pi)^{-d/2} 2\pi^{d/2} \int_{r \leq |x| \leq R} \frac{J_{\frac{d-2}{2}}(|\xi| r)}{\left(\frac{|\xi| r}{2}\right)^{\frac{d-2}{2}}} r^{d-1} f(r) dr \\
 &= \frac{1}{2^{(d-2)/2}} \int_{r \leq |x| \leq R} \frac{J_{\frac{d-2}{2}}(|\xi| r)}{\left(\frac{|\xi| r}{2}\right)^{\frac{d-2}{2}}} r^{d-1} f(r) dr \\
 &= \int_{r \leq |x| \leq R} \frac{J_{\frac{d-2}{2}}(|\xi| r)}{(|\xi| r)^{\frac{d-2}{2}}} r^{d-1} f(r) dr,
 \end{aligned}$$

where $\omega_d = \frac{2\pi^{d/2}}{\Gamma(d/2)}$. ?? If $f \in L^1$ then this is the Fourier transform.

Corollary 699 If the integral exists then for $R \geq r \geq 0$:

1.

$$\int_{r \leq |x| \leq R} f(|x|) dx = \omega_d \int_r^R t^{d-1} f(t) dt, \tag{A.34}$$

where $\omega_d = \frac{2\pi^{d/2}}{\Gamma(d/2)}$.

2. Assuming $p > -1/2$,

$$\int_{|x| \leq r} |x_k|^p f(|x|) dx = \frac{B\left(\frac{d-1}{2}, \frac{p+1}{2}\right)}{B\left(\frac{d-1}{2}, \frac{1}{2}\right)} \omega_d \int_0^r t^{p+d-1} f(t) dt. \tag{A.35}$$

?? ADD ref!

Theorem 700 Convolution of radial functions The expression $\int_{|x| \leq R} f(|x|) g(|y-x|) dx$, is an even function of y when $d = 1$ and a radial function of y when $d > 1$. In fact, if $f, g \in L^1$,

$$\int_{|x| \leq R} f(|x|) g(|y-x|) dx = \begin{cases} \int_0^R f(|x|) (g(|y|+x) + g(|y|-x)) dx, & d = 1, \\ \left\{ \begin{aligned} &\omega_{d-1} \int_0^{\pi} \int_0^R \rho^{d-1} f(\rho) g\left(\sqrt{|y|^2 - 2|y|\rho \cos \theta + \rho^2}\right) \sin^{d-2} \theta d\rho d\theta, \\ &\omega_{d-1} \int_{-1}^1 \int_0^R \rho^{d-1} f(\rho) g\left(\sqrt{|y|^2 - 2|y|\rho t + \rho^2}\right) d\rho (1-t^2)^{\frac{d-3}{2}} dt, \\ &\omega_{d-1} |y|^d \int_{-1}^1 \int_0^{R/|y|} \rho^{d-1} f(|y|\rho) g\left(|y| \sqrt{1-2\rho t + \rho^2}\right) d\rho (1-t^2)^{\frac{d-3}{2}} dt, \end{aligned} \right. & d \geq 2, \end{cases}$$

where

$$\omega_k = \frac{2\pi^{k/2}}{\Gamma(k/2)}, \quad k \geq 1.$$

Corollary 701 Suppose $f, g \in L^1$ are both radial, say $f_{\odot}(|x|) := f(x)$ and $g_{\odot}(|x|) := g(x)$. Then

$$\int_{|x| \leq R} f(x) g(y-x) dx = \frac{\omega_{d-1}}{2^{d-3}} \frac{1}{|y|^{d-2}} \times \begin{cases} \int_0^R \rho f_{\odot}(\rho) \int_{(|y|-\rho)^2}^{(|y|+\rho)^2} g_{\odot}(\sqrt{s}) \left(s - (|y|-\rho)^2\right)^{\frac{d-3}{2}} \left((|y|+\rho)^2 - s\right)^{\frac{d-3}{2}} ds d\rho, \\ \text{or} \\ \int_0^R \rho f_{\odot}(\rho) \int_{||y|-\rho|}^{|y|+\rho} g_{\odot}(t) \left(t^2 - (|y|-\rho)^2\right)^{\frac{d-3}{2}} \left((|y|+\rho)^2 - t^2\right)^{\frac{d-3}{2}} t dt d\rho, \end{cases}$$

if one of the integrals exists. Further

$$\left(\int f(x) g(\cdot - x) dx \right)_{\odot}(r) = \frac{\omega_{d-1}}{2^{d-3}} \frac{1}{r^{d-2}} \left(\int_0^r \rho f_{\odot}(\rho) \int_{r-\rho}^{r+\rho} t g_{\odot}(t) \left(t^2 - (r-\rho)^2\right)^{\frac{d-3}{2}} \left((r+\rho)^2 - t^2\right)^{\frac{d-3}{2}} dt d\rho + \int_r^{\infty} \rho f_{\odot}(\rho) \int_{\rho-r}^{\rho+r} t g_{\odot}(t) \left(t^2 - (\rho-r)^2\right)^{\frac{d-3}{2}} \left((\rho+r)^2 - t^2\right)^{\frac{d-3}{2}} dt d\rho \right)$$

Define

$$\theta(r, \rho) := \int_{r-\rho}^{r+\rho} t g_{\odot}(t) \left(t^2 - (r-\rho)^2\right)^c \left((r+\rho)^2 - t^2\right)^c dt,$$

so that

$$\left(\int f(x) g(\cdot - x) dx \right)_{\odot}(r) = \frac{\omega_{d-1}}{2^{d-3}} \frac{1}{r^{d-2}} \left(\int_0^r \rho f_{\odot}(\rho) \theta(r, \rho) d\rho + \int_r^{\infty} \rho f_{\odot}(\rho) \theta(\rho, r) d\rho \right).$$

We first remove the variables ρ and r from the range of the inner integral by using the rectangular function Π with support $[-1, 1]$ and non-zero value 1:

$$\begin{aligned} \theta(r, \rho) &= \int_{r-\rho}^{r+\rho} t g_{\odot}(t) \left(t^2 - (r-\rho)^2\right)^c \left((r+\rho)^2 - t^2\right)^c dt \\ &= \int \Pi\left(\frac{t-r}{\rho}\right) t g_{\odot}(t) \left(t^2 - (r-\rho)^2\right)^c \left((r+\rho)^2 - t^2\right)^c dt \\ &= \int \Pi\left(\frac{t-r}{\rho}\right) t g_{\odot}(t) (t - (r-\rho))^c (t + (r-\rho))^c ((r+\rho) - t)^c ((r+\rho) + t)^c dt \\ &= \int \Pi\left(\frac{t-r}{\rho}\right) t g_{\odot}(t) (t - (r-\rho))^c ((r+\rho) - t)^c \{(t + (r-\rho))^c ((r+\rho) + t)^c\} dt \\ &= \rho^{2c} \int \Pi\left(\frac{t-r}{\rho}\right) t g_{\odot}(t) \left(\frac{t-r}{\rho} + 1\right)^c \left(1 - \frac{t-r}{\rho}\right)^c \{(t - \rho + r)^c (t + \rho + r)^c\} dt. \end{aligned}$$

Now apply the change of variables: $s = \frac{t-r}{\rho}$, $\rho ds = dt$ to get

$$\begin{aligned} \theta(r, \rho) &= \rho^{d-2} \int_{-1}^1 (\rho s + r) g_{\odot}(\rho s + r) (s+1)^c (1-s)^c \{(\rho s + r - \rho + r)^c (\rho s + r + \rho + r)^c\} ds \\ &= \rho^{d-2} \int_{-1}^1 (1-s^2)^c (\rho s + r) g_{\odot}(\rho s + r) \{(\rho(s-1) + 2r)^c (\rho(s+1) + 2r)^c\} ds. \end{aligned}$$

The next step is to apply the binomial theorem to express the right side as a polynomial in r .

$$\begin{aligned} \theta(r, \rho) &= \rho^{d-2} \int_{-1}^1 (1-s^2)^c (\rho s + r) g_{\odot}(\rho s + r) \sum_{i_1=0}^c \binom{c}{i_1} (\rho(s-1))^{c-i_1} (2r)^{i_1} \sum_{i_2=0}^c \binom{c}{i_2} (\rho(s+1))^{c-i_2} (2r)^{i_2} ds \\ &= \rho^{d-2} \sum_{i_1, i_2=0}^c \binom{c}{i_1} \binom{c}{i_2} \left(\int_{-1}^1 (1-s^2)^c (\rho s + r) g_{\odot}(\rho s + r) (\rho(s-1))^{c-i_1} (\rho(s+1))^{c-i_2} ds \right) (2r)^{i_1} (2r)^{i_2} \\ &= \rho^{d-2} \sum_{i_1, i_2=0}^c \binom{c}{i_1} \binom{c}{i_2} \rho^{2c-i_1-i_2} \left(\int_{-1}^1 (1-s^2)^c (\rho s + r) g_{\odot}(\rho s + r) (s-1)^{c-i_1} (s+1)^{c-i_2} ds \right) (2r)^{i_1+i_2}. \end{aligned}$$

When $\text{supp } f \subset \overline{B}_R$ the estimate

$$\begin{aligned} |\theta(r, \rho)| &\leq \rho^{d-2} \sum_{i_1, i_2=0}^c \binom{c}{i_1} \binom{c}{i_2} \rho^{2c-i_1-i_2} 4 (\rho+r)^{2n-d+1} 2^{c-i_1} 2^{c-i_2} (2r)^{i_1+i_2} \\ &= 42^{2c} (\rho+r)^{2n-d+1} \rho^{d-2} \sum_{i_1, i_2=0}^c \binom{c}{i_1} \binom{c}{i_2} \rho^{2c-i_1-i_2} r^{i_1+i_2} \\ &= 2^{2c+2} (\rho+r)^{2n+2c-d+1} \rho^{d-2}, \end{aligned}$$

implies

$$\begin{aligned} \left| \left(\int f(x) g(\cdot - x) dx \right)_{\odot} (r) \right| &\leq \frac{\omega_{d-1}}{2^{d-3}} \frac{1}{r^{d-2}} \left| \int_0^R \rho f_{\odot}(\rho) \theta(r, \rho) d\rho \right| \\ &\leq \frac{\omega_{d-1}}{2^{d-3}} \frac{1}{r^{d-2}} \int_0^R \rho |f_{\odot}(\rho)| |\theta(r, \rho)| d\rho \\ &\leq \frac{\omega_{d-1}}{2^{d-3}} \frac{1}{r^{d-2}} \int_0^R \rho |f_{\odot}(\rho)| 2^{2c+2} (\rho+r)^{2n+2c-d+1} \rho^{d-2} d\rho \\ &= \frac{\omega_{d-1}}{2^{d-3}} \frac{1}{r^{d-2}} \int_0^R \rho |f_{\odot}(\rho)| 2^{2c+2} (\rho+r)^{2n-2} \rho^{d-2} d\rho \\ &= 4\omega_{d-1} \frac{1}{r^{d-2}} \int_0^R \rho^{d-1} |f_{\odot}(\rho)| (\rho+r)^{2n-2} d\rho \\ &< 4\omega_{d-1} \frac{(R+r)^{2n-2}}{r^{d-2}} \int_0^R \rho^{d-1} |f_{\odot}(\rho)| d\rho, \end{aligned}$$

and note that $2n - d > 0$.

A.11 Some (combinatorial) binomial sums

From ??

$$\sum_{j=-l}^l (-1)^j \binom{2l}{j+l} j^k = 0. \quad k = 0, 1, 2, \dots, ??$$

?? Derive using complex variable techniques e.g. Section I.8 of Zwillinger [66]?

$$\begin{aligned}
 \sum_{j=1}^l (-1)^j \binom{2l}{j+l} j^{2m} &= \sum_{j=1}^l (-1)^j \binom{2l}{l-j} j^{2m} \\
 &= \sum_{k=0}^{l-1} (-1)^{l-k} \binom{2l}{k} (l-k)^{2m} \\
 &= (-1)^l \sum_{k=0}^{l-1} (-1)^k \binom{2l}{k} (l-k)^{2m} \\
 &= (-1)^l \sum_{k=0}^l (-1)^k \binom{2l}{k} (l-k)^{2m} \\
 &= \begin{cases} 0, & 1 \leq m \leq l-1, \\ (-1)^l \frac{(2l)!}{2}, & m = l, \end{cases}, \tag{A.36}
 \end{aligned}$$

from formulas 33 and 34 of Subsection 4.2.2 of Prudnikov [2]. Also, the identity

$$\sum_{j=0}^{l-1} (-1)^j \binom{2l}{j} = \frac{(-1)^{l-1}}{2} \binom{2l}{l}, \tag{A.37}$$

yields

$$\begin{aligned}
 \sum_{j=1}^l (-1)^j \binom{2l}{j+l} &= \sum_{j=1}^l (-1)^j \binom{2l}{l-j} = \sum_{k=0}^{l-1} (-1)^{l-k} \binom{2l}{k} = \\
 &= (-1)^l \sum_{k=0}^{l-1} (-1)^k \binom{2l}{k} = (-1)^l \frac{(-1)^{l-1}}{2} \binom{2l}{l} = \\
 &= -\frac{1}{2} \binom{2l}{l}, \tag{A.38}
 \end{aligned}$$

and so A.36 extends to

$$\sum_{j=1}^l (-1)^j \binom{2l}{j+l} j^{2m} = \begin{cases} -\frac{1}{2} \binom{2l}{l}, & m = 0, \\ 0, & 1 \leq m \leq l-1, \\ (-1)^l \frac{(2l)!}{2}, & m = l. \end{cases} \tag{A.39}$$

From formula 32 of Subsection 4.2.2 of Prudnikov [2],

$$\sum_{k=0}^{l-1} (-1)^k \binom{2l}{k} (l-k)^s = (-1)^{l+1} \frac{1}{\pi} s! 2^{2l-s} \sin \frac{\pi s}{2} \int_0^\infty \frac{\sin^{2l} t}{t^{s+1}} dt, \quad 0 < s < 2l, \tag{A.40}$$

$$\int_0^\infty \frac{\sin^{2l} t}{t^{s+1}} dt = (-1)^{l+1} \pi \frac{\sum_{k=0}^{l-1} (-1)^k \binom{2l}{k} (l-k)^s}{s! 2^{2l-s} \sin \frac{\pi s}{2}}, \quad 0 < s < 2l.$$

But

$$\begin{aligned}
 &\sum_{k=0}^{l-1} (-1)^k \binom{2l}{k} (l-k)^s \\
 &: j = l - k; \quad 0 : l - 1 \rightarrow l : 1 \\
 &= \sum_{k=l}^1 (-1)^{l-j} \binom{2l}{l-j} j^s = (-1)^l \sum_{j=1}^l (-1)^j \binom{2l}{l-j} j^s = (-1)^l \sum_{j=1}^l (-1)^j \binom{2l}{j+l} j^s,
 \end{aligned}$$

and so

$$(-1)^l \sum_{j=1}^l (-1)^j \binom{2l}{j+l} j^s = (-1)^{l+1} \frac{1}{\pi} s! 2^{2l-s} \sin \frac{\pi s}{2} \int_0^\infty \frac{\sin^{2l} t}{t^{s+1}} dt, \tag{A.41}$$

when $0 < s < 2l$.

Thus

$$\int_0^\infty \frac{\sin^{2l} t}{t^{s+1}} dt = \frac{-\pi}{s! 2^{2l-s} \sin \frac{\pi s}{2}} \sum_{j=1}^l (-1)^j \binom{2l}{j+l} j^s, \quad 0 < s < 2l. \tag{A.42}$$

Clearly this formula implies

$$\operatorname{sgn} \sum_{j=1}^l (-1)^j \binom{2l}{j+l} j^s = -\operatorname{sgn} \sin \frac{\pi s}{2}, \quad 1 \leq n \leq l, \quad l \geq 2, \tag{A.43}$$

and when $s = 2n - 1$,

$$\int_0^\infty \frac{\sin^{2l} t}{t^{2n}} dt = \frac{(-1)^n \pi}{(2n-1)! 2^{2l-2n+1}} \sum_{j=1}^l (-1)^j \binom{2l}{j+l} j^{2n-1}, \quad 1 \leq n \leq l, \tag{A.44}$$

or

$$\int_0^\infty \frac{\sin^{2l} t}{t^m} dt = \frac{(-1)^{\frac{m}{2}} \pi}{(m-1)! 2^{2l-m+1}} \sum_{j=1}^l (-1)^j \binom{2l}{j+l} j^{m-1}, \quad m = 2, 4, \dots, 2l. \tag{A.45}$$

Suppose $s = 2n + u$ in A.42. Then for $1 \leq n < l$,

$$\int_0^\infty \frac{\sin^{2l} t}{t^{2n+1+u}} dt = \frac{-\pi}{(2n+u)! 2^{2l-2n-u}} \frac{\sum_{j=1}^l (-1)^j \binom{2l}{j+l} j^{2n+u}}{\sin \frac{\pi(2n+u)}{2}}, \quad 0 < s < 2l.$$

and using L'Hôpital's rule,

$$\begin{aligned} \lim_{u \rightarrow 0} \frac{\sum_{j=1}^l (-1)^j \binom{2l}{j+l} j^{2n+u}}{\sin \frac{\pi(2n+u)}{2}} &= \lim_{u \rightarrow 0} \frac{\sum_{j=1}^l (-1)^j \binom{2l}{j+l} j^{2n} j^u}{\sin(\pi n + \frac{\pi u}{2})} = \lim_{u \rightarrow 0} \frac{\sum_{j=1}^l (-1)^j \binom{2l}{j+l} j^{2n} j^u}{(-1)^n \sin \frac{\pi u}{2}} = \\ &= \lim_{u \rightarrow 0} \frac{\sum_{j=1}^l (-1)^j \binom{2l}{j+l} j^{2n} j^u \ln j}{(-1)^n \frac{\pi}{2} \cos \frac{u}{2}} = \lim_{u \rightarrow 0} \frac{\sum_{j=1}^l (-1)^j \binom{2l}{j+l} j^{2n} \ln j}{(-1)^n \frac{\pi}{2}} = \\ &= (-1)^n \frac{2}{\pi} \sum_{j=1}^l (-1)^j \binom{2l}{j+l} j^{2n} \ln j, \end{aligned}$$

and so

$$\begin{aligned} \int_0^\infty \frac{\sin^{2l} t}{t^{2n+1}} dt &= \lim_{u \rightarrow 0} \frac{-\pi}{(2n+u)! 2^{2l-2n-u}} \frac{\sum_{j=1}^l (-1)^j \binom{2l}{j+l} j^{2n+u}}{\sin \frac{\pi(2n+u)}{2}} \\ &= \frac{-\pi}{(2n)! 2^{2l-2n}} \lim_{u \rightarrow 0} \frac{\sum_{j=1}^l (-1)^j \binom{2l}{j+l} j^{2n+u}}{\sin \frac{\pi(2n+u)}{2}} \\ &= \frac{-\pi}{(2n)! 2^{2l-2n}} (-1)^n \frac{2}{\pi} \sum_{j=1}^l (-1)^j \binom{2l}{j+l} j^{2n} \ln j \\ &= \frac{(-1)^{n+1}}{(2n)! 2^{2l-2n-1}} \sum_{j=1}^l (-1)^j \binom{2l}{j+l} j^{2n} \ln j, \end{aligned}$$

and hence (checked using Matlab)

$$\int_0^\infty \frac{\sin^{2l} t}{t^{2n-1}} dt = \frac{(-1)^n}{(2n-2)!2^{2l-2n+1}} \sum_{j=1}^l (-1)^j \binom{2l}{j+l} j^{2n-2} \ln j, \quad 2 \leq n \leq l, \tag{A.46}$$

i.e.

$$\int_0^\infty \frac{\sin^{2l} t}{t^m} dt = \frac{(-1)^{\frac{m+1}{2}}}{(m-1)!2^{2l-m}} \sum_{j=1}^l (-1)^j \binom{2l}{j+l} j^{m-1} \ln j, \quad m = 3, 5, \dots, 2l-1. \tag{A.47}$$

We summarize A.47 and A.45 as,

$$\int_0^\infty \frac{\sin^{2l} t}{t^m} dt = \frac{1}{(m-1)!2^{2l-m+1}} \times \begin{cases} (-1)^{\frac{m+1}{2}} 2 \sum_{j=1}^l (-1)^j \binom{2l}{j+l} j^{m-1} \ln j, & m = 3, 5, \dots, 2l-1, \\ (-1)^{\frac{m}{2}} \pi \sum_{j=1}^l (-1)^j \binom{2l}{j+l} j^{m-1}, & m = 2, 4, \dots, 2l. \end{cases} \tag{A.48}$$

This can be written: **if p is even** then

$$\int_0^\infty \frac{\sin^p t}{t^m} dt = \frac{1}{(m-1)!2^{p-m+1}} \times \begin{cases} (-1)^{\frac{m+1}{2}} 2 \sum_{j=1}^{p/2} (-1)^j \binom{p}{j+p/2} j^{m-1} \ln j, & m = 3, 5, \dots, p-1, \\ (-1)^{\frac{m}{2}} \pi \sum_{j=1}^{p/2} (-1)^j \binom{p}{j+p/2} j^{m-1}, & m = 2, 4, \dots, p. \end{cases}$$

A.12 Approximating the gamma function and binomials

A well known gamma function approximation is

$$\sqrt{2\pi} e^{-x+\frac{1}{1+12x}} x^{x+\frac{1}{2}} < \Gamma(x+1) = x! < \sqrt{2\pi} e^{-x+\frac{1}{12x}} x^{x+\frac{1}{2}}, \quad x \geq 0, \tag{A.49}$$

$$1 \leq \frac{\sin x}{x} \leq \frac{2}{\pi}, \quad 0 \leq x \leq \pi/2. \tag{A.50}$$

$$1 - \frac{1}{6}x^2 \leq \frac{\sin x}{x} \leq 1 - \frac{1}{7}x^2, \quad 0 \leq x \leq \pi/2. \tag{A.51}$$

and also that

$$\Gamma(x) \Gamma(1-x) = \frac{\pi}{\sin \pi x}, \quad \Gamma(1/2) = \sqrt{\pi}. \tag{A.52}$$

Now $\Gamma(x+1) = x\Gamma(x)$ so A.49 becomes

$$\sqrt{2\pi} e^{-x+\frac{1}{1+12x}} x^{x-\frac{1}{2}} < \Gamma(x) < \sqrt{2\pi} e^{-x+\frac{1}{12x}} x^{x-\frac{1}{2}}, \quad x > 0. \tag{A.53}$$

The estimates A.53 are OK for $x \geq 1/2$?? SUPPLY NUM EVIDENCE?.

From A.49,

$$\begin{aligned} \frac{(2n)!}{n!n!} &< \frac{\sqrt{2\pi} e^{-2n+\frac{1}{24n}} (2n)^{2n+\frac{1}{2}}}{\left(\sqrt{2\pi} e^{-n+\frac{1}{1+12n}} n^{n+\frac{1}{2}}\right)^2} = \frac{\sqrt{2\pi} e^{-2n+\frac{1}{24n}} (2n)^{2n+\frac{1}{2}}}{(\sqrt{2\pi})^2 e^{-2n+\frac{2}{1+12n}} n^{2n+1}} = \\ &= \frac{e^{\frac{1}{24n}} (2n)^{2n+\frac{1}{2}}}{\sqrt{2\pi} e^{\frac{2}{1+12n}} n^{2n+1}} = \frac{e^{\frac{1}{24n}} 2^{2n+\frac{1}{2}} n^{2n+\frac{1}{2}}}{\sqrt{2\pi} e^{\frac{2}{1+12n}} n^{2n+1}} = \frac{e^{\frac{1}{24n}} 2^{2n}}{\sqrt{\pi} e^{\frac{2}{1+12n}} \sqrt{n}} = \frac{e^{\frac{1}{24n}-\frac{2}{1+12n}} 2^{2n}}{\sqrt{\pi} \sqrt{n}} < \\ &< \frac{2^{2n}}{\sqrt{\pi} \sqrt{n}}, \end{aligned}$$

and so

$$2^{-2n} \binom{2n}{n} < \frac{1}{\sqrt{\pi n}}.$$

Also

$$\begin{aligned} \frac{(2n)!}{n!n!} &> \frac{\sqrt{2\pi}e^{-2n+\frac{1}{1+24n}}(2n)^{2n+\frac{1}{2}}}{\left(\sqrt{2\pi}e^{-n+\frac{1}{12n}}n^{n+\frac{1}{2}}\right)^2} = \frac{\sqrt{2\pi}e^{-2n+\frac{1}{1+24n}}2^{2n+\frac{1}{2}}n^{2n+\frac{1}{2}}}{(\sqrt{2\pi})^2 e^{-2n+\frac{1}{6n}}n^{2n+1}} = \\ &= \frac{e^{\frac{1}{1+24n}}2^{2n+\frac{1}{2}}n^{\frac{1}{2}}}{\sqrt{2\pi}e^{\frac{1}{6n}}n} = \frac{e^{\frac{1}{1+24n}-\frac{1}{6n}}2^{2n+\frac{1}{2}}}{\sqrt{2\pi n}} = \frac{2^{2n}}{\sqrt{\pi n}}e^{-\left(\frac{1}{6n}-\frac{1}{1+24n}\right)} > \\ &> \frac{2^{2n}}{\sqrt{\pi n}}e^{-\frac{1}{6n}}, \end{aligned}$$

so that

$$\frac{e^{-\frac{1}{6n}}}{\sqrt{\pi n}} < 2^{-2n} \binom{2n}{n} < \frac{1}{\sqrt{\pi n}}. \tag{A.54}$$

Also

$$\binom{2n-1}{n-1} = \frac{(2n-1)!}{(n-1)!n!} = \frac{n(2n)!}{2n n!n!} = \frac{1}{2} \frac{(2n)!}{n!n!},$$

so

$$\frac{e^{-\frac{1}{6n}}}{\sqrt{\pi n}} < 2^{-2n+1} \binom{2n-1}{n-1} < \frac{1}{\sqrt{\pi n}}. \tag{A.55}$$

For $0 < x < 1/2$ we can use A.52. In fact

$$\begin{aligned} x\Gamma(x) &= \frac{\pi x}{\sin \pi x} \frac{1}{\Gamma(1-x)} \leq \frac{\pi}{2} \frac{1}{\Gamma(1-x)} \leq \frac{\pi}{2} \frac{1}{\Gamma(1)} = \frac{\pi}{2}. \\ x\Gamma(x) &= \frac{\pi x}{\sin \pi x} \frac{1}{\Gamma(1-x)} \geq \frac{1}{\Gamma(1-x)} \geq \frac{1}{\sqrt{\pi}}. \end{aligned}$$

From A.53,

$$\frac{1}{\Gamma(1-x)} \leq \frac{1}{\sqrt{2\pi}e^{-(1-x)+\frac{1}{1+12(1-x)}}(1-x)^{(1-x)-\frac{1}{2}}} \leq \frac{e^{1-x}}{\sqrt{2\pi}(1-x)^{\frac{1}{2}-x}}$$

Numerically

$$\begin{aligned} x\Gamma(x) &\leq (x\Gamma(x))(0) - \frac{(x\Gamma(x))(0) - (x\Gamma(x))(1/2)}{1/2}x = 1 - \frac{1 - \sqrt{\pi}/2}{1/2}x \\ &= 1 - (2 - \sqrt{\pi})x. \end{aligned}$$

Also, by adjusting the formula

$$1 - \gamma x + 0.5 \left(\frac{1}{2}\gamma^2 + \frac{\pi^2}{12} \right) x^2 \leq x\Gamma(x) \leq 1 - \gamma x + \left(\frac{1}{2}\gamma^2 + \frac{\pi^2}{12} \right) x^2,$$

by numerical observation we obtain the tighter

$$1 - \gamma x + 0.7 \left(\frac{1}{2}\gamma^2 + \frac{\pi^2}{12} \right) x^2 \leq x\Gamma(x) \leq 1 - \gamma x + \left(\frac{1}{2}\gamma^2 + \frac{\pi^2}{12} \right) x^2 - 0.525x^3.$$

A.13 Generalized Legendre polynomials

?? ADD blah!

Lemma 702 Suppose $\lambda, t \in \mathbb{R}^1$, $\lambda \notin \mathbb{Z}_+^1$ and $0 \leq t < 1$. Then

$$|1 + te^{i\theta}|^{2\lambda} = \sum_{n=0}^{m-1} P_n^{(\lambda)}(\cos \theta) t^n + \sum_{n=m}^{2m-2} Q_n^{(\lambda)}(m, \cos \theta) t^n + \mathcal{S}_m^{(\lambda)}(te^{i\theta}, te^{-i\theta}),$$

where $P_n^{(\lambda)}(\cos \theta)$ is a polynomial of degree n in $\cos \theta$ given by A.62, $Q_n^{(\lambda)}(m, \cos \theta)$ is a polynomial of degree $n - m + 1$ in $\cos \theta$ given by A.63, and $\mathcal{S}_m^{(\lambda)}$ is given by A.59 and A.58.

The remainder $\mathcal{S}_m^{(\lambda)}$ satisfies

$$\left. \begin{aligned} \left| \mathcal{S}_m^{(\lambda)}(te^{i\theta}, te^{-i\theta}) \right| &\leq \left| \mathcal{R}_m^{(\lambda)}(te^{i\theta}) \right| \left(2 \left| \sum_{k=0}^{m-1} \binom{\lambda}{k} t^k \right| + \left| \mathcal{R}_m^{(\lambda)}(te^{i\theta}) \right| \right), \\ \left| \mathcal{R}_m^{(\lambda)}(te^{i\theta}) \right| &\leq \begin{cases} \binom{\lambda}{m} t^m (1+t)^{\lambda-m}, & \lambda \geq m, \\ \binom{\lambda}{m} t^m (1-t)^{\lambda-m}, & \lambda \leq m, \end{cases} \end{aligned} \right\} \quad (\text{A.56})$$

which in turn imply the upper bound

$$\left| \mathcal{S}_m^{(\lambda)}(te^{i\theta}, te^{-i\theta}) \right| \leq \begin{cases} \binom{\lambda}{m} t^m (1-t)^{2(\lambda-m)} \left(2(1+t)^m + 3\binom{\lambda}{m} t^m \right), & \lambda \leq m, \\ \binom{\lambda}{m} t^m (1+t)^{2\lambda-m} \left(2 + 3\binom{\lambda}{m} t^m \right), & \lambda \geq m, \end{cases} \quad (\text{A.57})$$

when $0 \leq t < 1$.

Proof. Since

$$D^n(1+s)^\lambda = \lambda(\lambda-1)\dots(\lambda-n+1)(1+s)^{\lambda-n},$$

we have the Taylor series binomial expansion about 1:

$$(1+z)^\lambda = \sum_{k=0}^{m-1} \binom{\lambda}{k} z^k + \mathcal{R}_m^{(\lambda)}(z), \quad z \in \mathbb{C},$$

where the

$$\binom{\lambda}{k} = \frac{\lambda(\lambda-1)\dots(\lambda-k+1)}{k!},$$

are the generalized binomial coefficients and

$$\begin{aligned} \mathcal{R}_m^{(\lambda)}(z) &= m \binom{\lambda}{m} z^m \int_0^1 (1-\tau)^{m-1} (1+\tau z)^{\lambda-m} d\tau, \\ \overline{\mathcal{R}_m^{(\lambda)}(z)} &= \mathcal{R}_m^{(\lambda)}(\bar{z}), \\ \left| \mathcal{R}_m^{(\lambda)}(z) \right| &\leq m \binom{\lambda}{m} |z|^m \int_0^1 (1-\tau)^{m-1} |1+\tau z|^{\lambda-m} d\tau \\ &\leq \binom{\lambda}{m} |z|^m \max_{0 \leq \tau \leq 1} |1+\tau z|^{\lambda-m} \\ &\leq \begin{cases} \binom{\lambda}{m} |z|^m (1+|z|)^{\lambda-m}, & \lambda \geq m, \\ \binom{\lambda}{m} |z|^m (1-|z|)^{\lambda-m}, & \lambda < m, \end{cases} \end{aligned} \quad (\text{A.58})$$

which is the second estimate of A.56. Thus

$$\begin{aligned} |1+te^{i\theta}|^{2\lambda} &= (1+z)^\lambda (1+\bar{z})^\lambda \\ &= \left(\sum_{k=0}^{m-1} \binom{\lambda}{k} z^k + \mathcal{R}_m^{(\lambda)}(z) \right) \left(\sum_{j=0}^{m-1} \binom{\lambda}{j} \bar{z}^j + \mathcal{R}_m^{(\lambda)}(\bar{z}) \right) \\ &= \sum_{j,k=0}^{m-1} \binom{\lambda}{k} \binom{\lambda}{j} z^k \bar{z}^j + \mathcal{R}_m^{(\lambda)}(\bar{z}) \sum_{k=0}^{m-1} \binom{\lambda}{k} z^k + \mathcal{R}_m^{(\lambda)}(z) \sum_{j=0}^{m-1} \binom{\lambda}{j} \bar{z}^j + \\ &\quad + \mathcal{R}_m^{(\lambda)}(z) \mathcal{R}_m^{(\lambda)}(\bar{z}) \\ &= \sum_{j,k=0}^{m-1} \binom{\lambda}{k} \binom{\lambda}{j} z^k \bar{z}^j + \mathcal{S}_m^{(\lambda)}(z, \bar{z}), \end{aligned}$$

where

$$\mathcal{S}_m^{(\lambda)}(z, \bar{z}) = \mathcal{R}_m^{(\lambda)}(\bar{z}) \sum_{k=0}^{m-1} \binom{\lambda}{k} z^k + \mathcal{R}_m^{(\lambda)}(z) \sum_{j=0}^{m-1} \binom{\lambda}{j} \bar{z}^j + \mathcal{R}_m^{(\lambda)}(z) \mathcal{R}_m^{(\lambda)}(\bar{z}). \quad (\text{A.59})$$

In particular

$$|1 + te^{i\theta}|^{2\lambda} = \sum_{j,k=0}^{m-1} \binom{\lambda}{k} \binom{\lambda}{j} t^{k+j} e^{i(k-j)\theta} + \mathcal{S}_m^{(\lambda)}(te^{i\theta}, te^{-i\theta}). \tag{A.60}$$

$$\begin{aligned} \left| \mathcal{S}_m^{(\lambda)}(te^{i\theta}, te^{-i\theta}) \right| &\leq \left| \mathcal{R}_m^{(\lambda)}(\bar{z}) \right| \left| \sum_{k=0}^{m-1} \binom{\lambda}{k} z^k \right| + \left| \mathcal{R}_m^{(\lambda)}(z) \right| \left| \sum_{j=0}^{m-1} \binom{\lambda}{j} \bar{z}^j \right| + \left| \mathcal{R}_m^{(\lambda)}(z) \right| \left| \mathcal{R}_m^{(\lambda)}(\bar{z}) \right| \\ &= \left| \mathcal{R}_m^{(\lambda)}(z) \right| \left| \sum_{k=0}^{m-1} \binom{\lambda}{k} z^k \right| + \left| \mathcal{R}_m^{(\lambda)}(z) \right| \left| \sum_{j=0}^{m-1} \binom{\lambda}{j} z^j \right| + \left| \mathcal{R}_m^{(\lambda)}(z) \right|^2 \\ &= \left| \mathcal{R}_m^{(\lambda)}(z) \right| \left(2 \left| \sum_{k=0}^{m-1} \binom{\lambda}{k} z^k \right| + \left| \mathcal{R}_m^{(\lambda)}(z) \right| \right) \end{aligned}$$

Partitioning the square $0 \leq j, k \leq m - 1$ using the main off-diagonal $k + j = m - 1$ gives

$$\begin{aligned} &|1 + te^{i\theta}|^{2\lambda} \\ &= \underbrace{\sum_{n=0}^{m-1} \sum_{k+j=n} \binom{\lambda}{k} \binom{\lambda}{j} t^{k+j} e^{i(k-j)\theta}}_{\text{below/on diag.}} + \underbrace{\sum_{n=m}^{2m-2} \sum_{\substack{k+j=n \\ k,j \leq m-1}} \binom{\lambda}{k} \binom{\lambda}{j} t^{k+j} e^{i(k-j)\theta}}_{\text{above diag.}} + \mathcal{S}_m^{(\lambda)} \\ &= \sum_{n=0}^{m-1} \sum_{k=0}^n \binom{\lambda}{k} \binom{\lambda}{n-k} t^n e^{i(2k-n)\theta} + \sum_{n=m}^{2m-2} (\dots) t^n + \mathcal{S}_m^{(\lambda)} \\ &= \sum_{n=0}^{m-1} \left(\sum_{k=0}^n \binom{\lambda}{k} \binom{\lambda}{n-k} e^{i(-n+2k)\theta} \right) t^n + \sum_{n=m}^{2m-2} (\dots) t^n + \mathcal{S}_m^{(\lambda)} \\ &= \sum_{\substack{n=0 \\ n \text{ odd}}}^{m-1} \left(\sum_{k=0}^n \binom{\lambda}{k} \binom{\lambda}{n-k} e^{i(-n+2k)\theta} \right) t^n + \sum_{\substack{n=0 \\ n \text{ even}}}^{m-1} \left(\sum_{\substack{k+j=n \\ k,j \leq m-1}} \binom{\lambda}{k} \binom{\lambda}{n-k} e^{i(2k-n)\theta} \right) t^n + \sum_{n=m}^{2m-2} (\dots) t^n + \dots \\ &= \sum_{\substack{n=0 \\ n \text{ odd}}}^{m-1} \left(\sum_{\substack{l=-n \\ l \text{ odd}}}^n \binom{\lambda}{k} \binom{\lambda}{n-k} e^{il\theta} \right) t^n + \sum_{\substack{n=0 \\ n \text{ even}}}^{m-1} \left(\sum_{\substack{l=-n \\ l \text{ even}}}^n \binom{\lambda}{k} \binom{\lambda}{n-k} e^{il\theta} \right) t^n + \sum_{n=m}^{2m-2} (\dots) t^n + \dots \\ &= \sum_{\substack{n=0 \\ n \text{ odd}}}^{m-1} \left(\sum_{\substack{l=-n \\ l \text{ odd}}}^n \binom{\lambda}{\frac{n+l}{2}} \binom{\lambda}{\frac{n-l}{2}} e^{il\theta} \right) t^n + \sum_{\substack{n=0 \\ n \text{ even}}}^{m-1} \left(\sum_{\substack{l=-n \\ l \text{ even}}}^n \binom{\lambda}{\frac{n+l}{2}} \binom{\lambda}{\frac{n-l}{2}} e^{il\theta} \right) t^n + \sum_{n=m}^{2m-2} (\dots) t^n + \dots \\ &= \sum_{\substack{n=0 \\ n \text{ odd}}}^{m-1} \left(\sum_{\substack{l=1 \\ l \text{ odd}}}^n \binom{\lambda}{\frac{n+l}{2}} \binom{\lambda}{\frac{n-l}{2}} (e^{il\theta} + e^{-il\theta}) \right) t^n + \sum_{\substack{n=0 \\ n \text{ even}}}^{m-1} \left(\binom{\lambda}{\frac{n}{2}}^2 + \sum_{\substack{l=2 \\ l \text{ even}}}^n \binom{\lambda}{\frac{n+l}{2}} \binom{\lambda}{\frac{n-l}{2}} (e^{il\theta} + e^{-il\theta}) \right) t^n + \dots \\ &= 2 \sum_{\substack{n=0 \\ n \text{ odd}}}^{m-1} \left(\sum_{\substack{l=1 \\ l \text{ odd}}}^n \binom{\lambda}{\frac{n+l}{2}} \binom{\lambda}{\frac{n-l}{2}} \cos l\theta \right) t^n + \sum_{\substack{n=0 \\ n \text{ even}}}^{m-1} \left(\binom{\lambda}{\frac{n}{2}}^2 + 2 \sum_{\substack{l=2 \\ l \text{ even}}}^n \binom{\lambda}{\frac{n+l}{2}} \binom{\lambda}{\frac{n-l}{2}} \cos l\theta \right) t^n + \dots \\ &= \sum_{n=0}^{m-1} P_n^{(\lambda)}(\cos \theta) t^n + \sum_{n=m}^{2m-2} \left(\sum_{\substack{k+j=n \\ k,j \leq m-1}} \binom{\lambda}{k} \binom{\lambda}{n-k} e^{i(2k-n)\theta} \right) t^n + \mathcal{S}_m^{(\lambda)}(te^{i\theta}, te^{-i\theta}), \tag{A.61} \end{aligned}$$

where the polynomials $P_n^{(\lambda)}$ of degree n are defined by

$$P_n^{(\lambda)}(\cos \theta) := \left\{ \begin{array}{ll} 2 \sum_{\substack{l=1 \\ l \text{ odd}}}^n \binom{\lambda}{\frac{n+l}{2}} \binom{\lambda}{\frac{n-l}{2}} \cos l\theta, & n \text{ odd,} \\ \binom{\lambda}{\frac{n}{2}}^2 + 2 \sum_{\substack{l=2 \\ l \text{ even}}}^n \binom{\lambda}{\frac{n+l}{2}} \binom{\lambda}{\frac{n-l}{2}} \cos l\theta, & n \text{ even.} \end{array} \right\} \tag{A.62}$$

Next we study the second summation in A.61. First write

$$\sum_{n=m}^{2m-2} \sum_{\substack{k+j=n \\ k,j \leq m-1}} \binom{\lambda}{k} \binom{\lambda}{j} t^{k+j} e^{i(k-j)\theta} = \sum_{n=m}^{2m-2} \left(\sum_{\substack{k-j=n-m-1 \\ k \leq m-1}} \binom{\lambda}{k} \binom{\lambda}{j} e^{i(k-j)\theta} \right) t^n.$$

Now partition the region above the main off-diagonal using the main diagonal:

$$\begin{aligned} & \sum_{n=m}^{2m-2} \left(\sum_{\substack{k+j=n \\ k,j \leq m-1}} \binom{\lambda}{k} \binom{\lambda}{j} e^{i(k-j)\theta} \right) t^n \\ &= \sum_{\substack{n=m \\ n \text{ even}}}^{2m-2} \left(\sum_{\substack{k+j=n \\ k,j \leq m-1}} \binom{\lambda}{k} \binom{\lambda}{j} e^{i(k-j)\theta} \right) t^n + \sum_{\substack{n=m \\ n \text{ odd}}}^{2m-2} \left(\sum_{\substack{k+j=n \\ k,j \leq m-1}} \binom{\lambda}{k} \binom{\lambda}{j} e^{i(k-j)\theta} \right) t^n \\ &= \sum_{\substack{n=m \\ n \text{ even}}}^{2m-2} \left(\begin{array}{l} \sum_{\substack{k=\frac{n}{2} \\ =n-m+1}}^{m-1} \sum_{k-j} \binom{\lambda}{k} \binom{\lambda}{j} e^{i(k-j)\theta} + \\ + \sum_{\substack{k=\frac{n}{2} \\ =n-m+1}}^{m-1} \sum_{k=j} \binom{\lambda}{k} \binom{\lambda}{j} e^{i(k-j)\theta} + \\ + \sum_{\substack{j=\frac{n}{2} \\ =m-n-1}}^{m-1} \sum_{k-j} \binom{\lambda}{k} \binom{\lambda}{j} e^{i(k-j)\theta} \end{array} \right) t^n + \sum_{\substack{n=m \\ n \text{ odd}}}^{2m-2} \left(\begin{array}{l} \sum_{\substack{k=\frac{n-1}{2} \\ =n-m+1}}^{m-1} \sum_{k-j} \binom{\lambda}{k} \binom{\lambda}{j} e^{i(k-j)\theta} + \\ + \sum_{\substack{k=\frac{n-1}{2} \\ =n-m+1}}^{m-1} \sum_{k=j} \binom{\lambda}{k} \binom{\lambda}{j} e^{i(k-j)\theta} + \\ + \sum_{\substack{j=\frac{n-1}{2} \\ =m-n-1}}^{m-1} \sum_{k-j} \binom{\lambda}{k} \binom{\lambda}{j} e^{i(k-j)\theta} \end{array} \right) t^n \\ &= \sum_{\substack{n=m \\ n \text{ even}}}^{2m-2} \left(\begin{array}{l} \left(\sum_{k=\frac{n}{2}}^{m-1} \sum_{k-j=n-m+1} \binom{\lambda}{k} \binom{\lambda}{k-(n-m-1)} \right) e^{i(n-m-1)\theta} + \sum_{k=\frac{n}{2}}^{m-1} \binom{\lambda}{k}^2 + \\ + \left(\sum_{j=\frac{n}{2}}^{m-1} \sum_{k-j=m-n-1} \binom{\lambda}{j-(n-m-1)} \binom{\lambda}{j} \right) e^{-i(n-m-1)\theta} \end{array} \right) t^n + \\ &+ \sum_{\substack{n=m \\ n \text{ odd}}}^{2m-2} \left(\begin{array}{l} \left(\sum_{k=\frac{n-1}{2}}^{m-1} \sum_{k-j=n-m+1} \binom{\lambda}{k} \binom{\lambda}{j} \right) e^{i(n-m-1)\theta} + \sum_{k=\frac{n-1}{2}}^{m-1} \binom{\lambda}{k}^2 + \\ + \left(\sum_{j=\frac{n-1}{2}}^{m-1} \sum_{k-j=m-n-1} \binom{\lambda}{k} \binom{\lambda}{j} \right) e^{-i(n-m-1)\theta} \end{array} \right) t^n \\ &= \sum_{\substack{n=m \\ n \text{ even}}}^{2m-2} \sum_{k=\frac{n}{2}}^{m-1} \left(\binom{\lambda}{k}^2 + 2 \binom{\lambda}{k} \binom{\lambda}{k-(n-m-1)} \right) \cos(n-m+1)\theta t^n + \\ &+ \sum_{\substack{n=m \\ n \text{ odd}}}^{2m-2} \sum_{k=\frac{n-1}{2}}^{m-1} \left(\binom{\lambda}{k}^2 + 2 \binom{\lambda}{k} \binom{\lambda}{k-(n-m-1)} \right) \cos(n-m-1)\theta t^n \\ &= \sum_{n=m}^{2m-2} Q_n^{(\lambda)}(m, \cos \theta) t^n, \end{aligned}$$

where

$$Q_n^{(\lambda)}(m, \cos \theta) := \begin{cases} \sum_{k=\frac{n}{2}}^{m-1} \left(\binom{\lambda}{k}^2 + 2 \binom{\lambda}{k} \binom{\lambda}{k-(n-m+1)} \right) \cos(n-m+1)\theta, & \begin{cases} n \text{ even,} \\ m \leq n \leq 2m-2. \end{cases} \\ \sum_{k=\frac{n-1}{2}}^{m-1} \left(\binom{\lambda}{k}^2 + 2 \binom{\lambda}{k} \binom{\lambda}{k-(n-m+1)} \right) \cos(n-m+1)\theta, & \begin{cases} n \text{ odd,} \\ m \leq n \leq 2m-3. \end{cases} \end{cases} \quad (\text{A.63})$$

It remains to prove the upper bound A.57. From A.56,

$$|\mathcal{S}_m^{(\lambda)}(te^{i\theta}, te^{-i\theta})| \leq |\mathcal{R}_m^{(\lambda)}(te^{i\theta})| \left(2 \left| \sum_{k=0}^{m-1} \binom{\lambda}{k} t^k \right| + |\mathcal{R}_m^{(\lambda)}(te^{i\theta})| \right).$$

But

$$(1+z)^\lambda = \sum_{k=0}^{m-1} \binom{\lambda}{k} z^k + \mathcal{R}_m^{(\lambda)}(z),$$

so

$$\begin{aligned} \left| \sum_{k=0}^{m-1} \binom{\lambda}{k} t^k \right| &\leq |(1+te^{i\theta})^\lambda| + |\mathcal{R}_m^{(\lambda)}(te^{i\theta})| \\ &= |1+te^{i\theta}|^\lambda + |\mathcal{R}_m^{(\lambda)}(te^{i\theta})|, \end{aligned}$$

and since $0 \leq t < 1$, the estimates A.56 imply

$$\begin{aligned} &|\mathcal{S}_m^{(\lambda)}(te^{i\theta}, te^{-i\theta})| \\ &\leq |\mathcal{R}_m^{(\lambda)}(te^{i\theta})| \left(2|1+te^{i\theta}|^\lambda + 3|\mathcal{R}_m^{(\lambda)}(te^{i\theta})| \right) \\ &= |\mathcal{R}_m^{(\lambda)}(te^{i\theta})| \left(2|1+te^{i\theta}|^{\lambda-m} |1+te^{i\theta}|^m + 3|\mathcal{R}_m^{(\lambda)}(te^{i\theta})| \right) \\ &\leq \begin{cases} |\mathcal{R}_m^{(\lambda)}(te^{i\theta})| \left(2(1-t)^{\lambda-m} (1+t)^m + 3|\mathcal{R}_m^{(\lambda)}(te^{i\theta})| \right), & \lambda \leq m, \\ |\mathcal{R}_m^{(\lambda)}(te^{i\theta})| \left(2(1+t)^{\lambda-m} (1+t)^m + 3|\mathcal{R}_m^{(\lambda)}(te^{i\theta})| \right), & \lambda \geq m, \end{cases} \\ &\leq \begin{cases} |\mathcal{R}_m^{(\lambda)}(te^{i\theta})| \left(2(1-t)^{\lambda-m} (1+t)^m + 3|\mathcal{R}_m^{(\lambda)}(te^{i\theta})| \right), & \lambda \leq m, \\ |\mathcal{R}_m^{(\lambda)}(te^{i\theta})| \left(2(1+t)^\lambda + 3|\mathcal{R}_m^{(\lambda)}(te^{i\theta})| \right), & \lambda \geq m, \end{cases} \\ &= \begin{cases} \binom{\lambda}{m} t^m (1-t)^{\lambda-m} \left\{ 2(1-t)^{\lambda-m} (1+t)^m + 3\binom{\lambda}{m} t^m (1-t)^{\lambda-m} \right\}, & \lambda \leq m, \\ \binom{\lambda}{m} t^m (1+t)^{\lambda-m} \left\{ 2(1+t)^\lambda + 3\binom{\lambda}{m} t^m (1+t)^{\lambda-m} \right\}, & \lambda \geq m, \end{cases} \\ &= \begin{cases} \binom{\lambda}{m} t^m (1-t)^{2(\lambda-m)} \left\{ 2(1+t)^m + 3\binom{\lambda}{m} t^m \right\}, & \lambda \leq m, \\ \binom{\lambda}{m} t^m (1+t)^{2\lambda-m} \left\{ 2 + 3\binom{\lambda}{m} t^m (1+t)^{-m} \right\}, & \lambda \geq m, \end{cases} \\ &\leq \begin{cases} \binom{\lambda}{m} t^m (1-t)^{2(\lambda-m)} \left(2(1+t)^m + 3\binom{\lambda}{m} t^m \right), & \lambda \leq m, \\ \binom{\lambda}{m} t^m (1+t)^{2\lambda-m} \left(2 + 3\binom{\lambda}{m} t^m \right), & \lambda \geq m, \end{cases} \end{aligned}$$

and we have derived the upper bound

$$|\mathcal{S}_m^{(\lambda)}(te^{i\theta}, te^{-i\theta})| \leq \begin{cases} \binom{\lambda}{m} t^m (1-t)^{2(\lambda-m)} \left(2(1+t)^m + 3\binom{\lambda}{m} t^m \right), & \lambda \leq m, \\ \binom{\lambda}{m} t^m (1+t)^{2\lambda-m} \left(2 + 3\binom{\lambda}{m} t^m \right), & \lambda \geq m, \end{cases}$$

when $0 \leq t < 1$.

Estimate of $\mathcal{S}_m^{(\lambda)}(te^{i\theta}, te^{-i\theta})$: from Lemma 702,

$$\left| \mathcal{S}_m^{(\lambda)}(te^{i\theta}, te^{-i\theta}) \right| \leq \left| \mathcal{R}_m^{(\lambda)}(te^{i\theta}) \right| \left(2 \left| \sum_{k=0}^{m-1} \binom{\lambda}{k} t^k \right| + \left| \mathcal{R}_m^{(\lambda)}(te^{i\theta}) \right| \right).$$

But

$$(1+z)^\lambda = \sum_{k=0}^{m-1} \binom{\lambda}{k} z^k + \mathcal{R}_m^{(\lambda)}(z),$$

so

$$\begin{aligned} \left| \sum_{k=0}^{m-1} \binom{\lambda}{k} t^k \right| &\leq \left| (1+te^{i\theta})^\lambda \right| + \left| \mathcal{R}_m^{(\lambda)}(te^{i\theta}) \right| \\ &= |1+te^{i\theta}|^\lambda + \left| \mathcal{R}_m^{(\lambda)}(te^{i\theta}) \right|, \end{aligned}$$

and, since $0 \leq t < 1$, the estimates A.56 imply

$$\begin{aligned} &\left| \mathcal{S}_m^{(\lambda)}(te^{i\theta}, te^{-i\theta}) \right| \\ &\leq \left| \mathcal{R}_m^{(\lambda)}(te^{i\theta}) \right| \left(2 |1+te^{i\theta}|^\lambda + 3 \left| \mathcal{R}_m^{(\lambda)}(te^{i\theta}) \right| \right) \\ &= \left| \mathcal{R}_m^{(\lambda)}(te^{i\theta}) \right| \left(2 |1+te^{i\theta}|^{\lambda-m} |1+te^{i\theta}|^m + 3 \left| \mathcal{R}_m^{(\lambda)}(te^{i\theta}) \right| \right) \\ &\leq \begin{cases} \left| \mathcal{R}_m^{(\lambda)}(te^{i\theta}) \right| \left(2(1-t)^{\lambda-m} (1+t)^m + 3 \left| \mathcal{R}_m^{(\lambda)}(te^{i\theta}) \right| \right), & \lambda \leq m, \\ \left| \mathcal{R}_m^{(\lambda)}(te^{i\theta}) \right| \left(2(1+t)^{\lambda-m} (1+t)^m + 3 \left| \mathcal{R}_m^{(\lambda)}(te^{i\theta}) \right| \right), & \lambda \geq m, \end{cases} \\ &\leq \begin{cases} \left| \mathcal{R}_m^{(\lambda)}(te^{i\theta}) \right| \left(2(1-t)^{\lambda-m} (1+t)^m + 3 \left| \mathcal{R}_m^{(\lambda)}(te^{i\theta}) \right| \right), & \lambda \leq m, \\ \left| \mathcal{R}_m^{(\lambda)}(te^{i\theta}) \right| \left(2(1+t)^\lambda + 3 \left| \mathcal{R}_m^{(\lambda)}(te^{i\theta}) \right| \right), & \lambda \geq m, \end{cases} \\ &= \begin{cases} \binom{\lambda}{m} t^m (1-t)^{\lambda-m} \left\{ 2(1-t)^{\lambda-m} (1+t)^m + 3 \binom{\lambda}{m} t^m (1-t)^{\lambda-m} \right\}, & \lambda \leq m, \\ \binom{\lambda}{m} t^m (1+t)^{\lambda-m} \left\{ 2(1+t)^\lambda + 3 \binom{\lambda}{m} t^m (1+t)^{\lambda-m} \right\}, & \lambda \geq m, \end{cases} \\ &= \begin{cases} \binom{\lambda}{m} t^m (1-t)^{2(\lambda-m)} \left\{ 2(1+t)^m + 3 \binom{\lambda}{m} t^m \right\}, & \lambda \leq m, \\ \binom{\lambda}{m} t^m (1+t)^{2\lambda-m} \left\{ 2 + 3 \binom{\lambda}{m} t^m (1+t)^{-m} \right\}, & \lambda \geq m, \end{cases} \\ &\leq \begin{cases} \binom{\lambda}{m} t^m (1-t)^{2(\lambda-m)} \left(2(1+t)^m + 3 \binom{\lambda}{m} t^m \right), & \lambda \leq m, \\ \binom{\lambda}{m} t^m (1+t)^{2\lambda-m} \left(2 + 3 \binom{\lambda}{m} t^m \right), & \lambda \geq m, \end{cases} \end{aligned}$$

which is A.57. ■

Appendix B

Quotient spaces and reproducing kernels

We present the basic theory of Banach space quotient spaces and then the general theory of reproducing kernels. Finally we characterize restriction spaces in terms of a quotient space.

B.1 General quotient space theory

This section is from Chapter 3 "Quotient Spaces" of Schwartz [56] and also Chapter 5 of Packel [51]. We present without proofs the basic theory of Banach space quotient spaces including annihilators, linear functionals and adjoints.

Definition 703 Quotient space Suppose $(X, |\cdot|)$ is a *seminorm space* and $M \subset X$ is a linear subspace. Denote the *quotient space* by X/M , where

$$X/M = \{[x] = x + M : x \in X\},$$

where $[x]$ is termed a *coset*. $[x]$ can be associated with an equivalence relation \sim defined on X by

$$x \sim y \Leftrightarrow x - y \in M,$$

so that

$$[x] = \{y : y \sim x\}.$$

Endow $[x]$ with the *quotient seminorm*

$$\|[x]\|' := \inf_{y \sim x} |y| = \inf \{|x + m| : m \in M\} = \text{dist}(\{x\}, M).$$

Theorem 704

1. $\|\cdot\|'$ defines a seminorm on X/M .
2. $\|\cdot\|'$ is a norm iff M is closed.
3. If M is closed the **quotient map** $x \rightarrow [x]$ is a reducing norm w.r.t. $\|\cdot\|'$ as well as being continuous, onto and open.
4. X/M is complete iff X is complete.
5. If X is complete and M is closed, then X/M is a Banach space.

Next we consider the case where M is the kernel of the seminorm defined on X .

Definition 705 *Kernel of a seminorm* is denoted by $k(X) = \ker |\cdot| = \{x : |x| = 0\}$.

Theorem 706

1. $k(X)$ is a closed subspace of X .
2. The quotient map $x \rightarrow [x]$ is an isometry.
3. $X/k(X)$ is a normed space. It is also a Banach space iff X is complete.

Definition 707 *Annihilator* If $K \subset X$, the annihilator of K (in X') is defined to be

$$K^0 = \{x' \in X' : x'(k) = 0 \forall k \in K\}.$$

Theorem 708 Suppose M is a closed subspace of X . Then $(X/M)'$ and M^0 are isometrically isomorphic via the map $V : (X/M)' \rightarrow M^0$ defined by

$$(Vz')(x) = z'([x]), \quad z' \in (X/M)', \quad x \in X.$$

Proof. ?? ■

Theorem 709 *Results from the exercises in Schwartz [56]:*

1. Suppose X and Y are seminormed spaces and $T \in B(X, Y)$.
Then the induced map $\widehat{T} : X/\ker T \rightarrow Y$ is linear, continuous and satisfies $\|T\| = \|\widehat{T}\|$.
2. If $K \subset X$ then K^0 is a closed subspace of X' .
3. Suppose M is a linear subspace of X .
Then X'/M^0 and M' are isometrically isomorphic under the map $U : X'/M^0 \rightarrow M'$ defined by $U[x'] = x'_M$, where x'_M is the restriction of x' to M .
4. $B \subset X/M$ is bounded iff there exists a bounded subset $A \subset X$ such that $B \subset [A] = A + M$.

Standard basic result:

Theorem 710 *Adjoint operator* Suppose X, Y are normed vector spaces and $S : X \rightarrow Y$ is a homeomorphism. Then the adjoint operator $S^T : Y' \rightarrow X'$ defined by

$$(S^T y')x = y'(Sx), \quad y' \in Y', \quad x \in X,$$

is also a homeomorphism.

Proof. ?? ■

B.2 Reproducing kernels

We present the general theory of reproducing kernel Hilbert spaces from, for example, Part I of Aronszajn [7] and Chapter 10 of Wendland [61].

Definition 711 *Reproducing kernel* (I.1 Aronszajn [7]) Suppose \mathcal{H} is a class of functions defined on a set $E \subseteq \mathbb{R}^d$ which forms a complex Hilbert space $(\mathcal{H}, \|\cdot\|, (\cdot, \cdot))$. The function $\Phi : E \times E \rightarrow \mathbb{C}$ is called a reproducing kernel (r.k.) of \mathcal{H} if:

1. For all $y \in E$, $\Phi(\cdot, y) \in \mathcal{H}$;
2. *The reproducing property:*

$$f(y) = (f, \Phi(\cdot, y)), \quad y \in E, \quad f \in \mathcal{H}.$$

Remark 712 *Properties of reproducing kernels* (I.2 of Aronszajn [7])

1. **Uniqueness** If a reproducing kernel exists it is unique.
2. **Existence** A r.k. exists iff for each $y \in E$ there exists a constant $C_y \geq 0$ such that

$$|f(y)| \leq C_y \|f\| \quad \forall f \in \mathcal{H}.$$

3. Φ is a **positive matrix** in the sense that for any $n \geq 1$,

$$\left\| \sum_{k=1}^n \Phi(\cdot, y^{(k)}) \xi_k \right\|^2 = \sum_{i,j=1}^n \Phi(y^{(i)}, y^{(j)}) \bar{\xi}_i \xi_j \geq 0, \quad \xi \in \mathbb{C}^n, \quad y^{(i)} \in E.$$

Also

$$\Phi(x, x) \geq 0, \quad \Phi(x, y) = \overline{\Phi(y, x)}, \quad |\Phi(x, y)|^2 \leq \Phi(x, x) \Phi(y, y).$$

4. **Inverse of part 3** To every positive matrix Φ there corresponds one and only one class of functions with a uniquely determined quadratic form in it, forming a Hilbert space and admitting $\Phi(x, y)$ as a reproducing kernel.

This class of functions is generated by all functions of the form $\sum_{k=1}^n \Phi(\cdot, y^{(k)}) \xi_k$ with quadratic norm defined by

$$\left\| \sum_{k=1}^n \Phi(\cdot, y^{(k)}) \xi_k \right\|^2 = \sum_{i,j=1}^n \Phi(y^{(i)}, y^{(j)}) \bar{\xi}_i \xi_j.$$

This norm has an obvious inner product associated with it and can be extended to a (closed) Hilbert space using Cauchy sequences.

See the **native spaces** of Chapter 10 of Wendland [61].

5. **Convergence** If $f, f_n \in \mathcal{H}$,

$$|f(x) - f_n(x)| \leq \|f - f_n\| \sqrt{\Phi(x, x)}, \quad x \in E.$$

?? Add more?

6. Suppose \mathcal{H}_1 has r.k. Φ_1 and is a subspace of the Hilbert space \mathcal{H}_2 i.e. $\mathcal{H}_1 \subset \mathcal{H}_2$ and $f \in \mathcal{H}_1$ implies $\|f\|_1 = \|f\|_2$. Then \mathcal{H}_1 is a closed subspace of \mathcal{H}_2 and (Ch. 5 Pankel [51]) we have the **unique direct sum decomposition** $\mathcal{H}_2 = \mathcal{H}_1 \oplus \mathcal{H}_1^\perp$ where **orthogonal complement** \mathcal{H}_1^\perp is closed subspace of \mathcal{H}_2 . In fact, given $h \in \mathcal{H}_2$ there exist unique $f \in \mathcal{H}_1$ and $g \in \mathcal{H}_1^\perp$ such that $h = f + g$ and $(f, g)_2 = 0$. The mapping $h \rightarrow f$ defines the **orthogonal projection** of \mathcal{H}_2 onto \mathcal{H}_1 . Since $\Phi(\cdot, y) \in \mathcal{H}_1 \subset \mathcal{H}_2$ we have for $y \in E$,

$$\begin{aligned} (h, \Phi(\cdot, y))_2 &= (f + g, \Phi(\cdot, y))_2 = (f, \Phi(\cdot, y))_2 + (g, \Phi(\cdot, y))_2 = \\ &= (f, \Phi(\cdot, y))_2 = (f, \Phi(\cdot, y))_1 = f(y). \end{aligned}$$

7. If \mathcal{H} has a r.k. then part 2 implies that the same is true for all closed subspaces of \mathcal{H} .

Suppose $\mathcal{H} = \mathcal{H}_1 \oplus \mathcal{H}_2$ where \mathcal{H}_i has r.k. Φ_i and \mathcal{H} has r.k. Φ . Suppose $f \in \mathcal{H}$.

Then $f = f_1 + f_2$ for unique $f_i \in \mathcal{H}_i$. Since $\mathcal{H}_1 = \mathcal{H}_2^\perp$ and $\mathcal{H}_2 = \mathcal{H}_1^\perp$ we have for all $y \in E$,

$$\begin{aligned} f_1(y) &= (f_1, \Phi_1(\cdot, y)) = (f_1 + f_2, \Phi_1(\cdot, y)) = (f, \Phi_1(\cdot, y)). \\ f_2(y) &= (f_2, \Phi_2(\cdot, y)) = (f_1 + f_2, \Phi_2(\cdot, y)) = (f, \Phi_2(\cdot, y)). \\ f(y) &= f_1(y) + f_2(y) = (f, \Phi_1(\cdot, y)) + (f, \Phi_2(\cdot, y)) = (f, \Phi_1(\cdot, y) + \Phi_2(\cdot, y)). \end{aligned}$$

But $f(y) = (f, \Phi(\cdot, y))$ so $(f, \Phi(\cdot, y)) = (f, \Phi_1(\cdot, y) + \Phi_2(\cdot, y))$ for all $y \in E$ and $f \in \mathcal{H}$, and hence $\Phi = \Phi_1 + \Phi_2$ on $E \times E$.

8. **Orthonormal systems** ?? Add more?

??

Theorem 713 Pointwise continuity Suppose E is open. Then:

1. For all $f \in \mathcal{H}$,

$$|f(x) - f(y)| \leq \|f\| \{\Phi(x, x) - \Phi(x, y) - \Phi(y, x) + \Phi(y, y)\}^{1/2}, \quad x, y \in E.$$

2. If $\lim_{y \rightarrow x, y \in E} \Phi(x, y) = \Phi(x, x)$ for each $x \in E$ and $\Phi(x, x) \in C^{(0)}(E)$ then $f \in C^{(0)}(E)$.

Proof. Part 1

$$\begin{aligned} & |f(x) - f(y)|^2 \\ &= |(f, \Phi(\cdot, x)) - (f, \Phi(\cdot, y))|^2 \\ &= |(f, \Phi(\cdot, x) - \Phi(\cdot, y))|^2 \\ &\leq \|f\|^2 \|\Phi(\cdot, x) - \Phi(\cdot, y)\|^2 \\ &= \|f\|^2 (\Phi(\cdot, x) - \Phi(\cdot, y), \Phi(\cdot, x) - \Phi(\cdot, y)) \\ &= \|f\|^2 \{(\Phi(\cdot, x), \Phi(\cdot, x)) - (\Phi(\cdot, x), \Phi(\cdot, y)) - (\Phi(\cdot, y), \Phi(\cdot, x)) + (\Phi(\cdot, y), \Phi(\cdot, y))\} \\ &= \|f\|^2 \{\Phi(x, x) - \Phi(y, x) - \Phi(x, y) + \Phi(y, y)\}. \end{aligned}$$

Part 2 Write

$$\begin{aligned} & \Phi(x, x) - \Phi(x, y) - \Phi(y, x) + \Phi(y, y) \\ &= \Phi(x, x) - \Phi(x, y) + \Phi(y, y) - \overline{\Phi(x, y)} \\ &= \Phi(x, x) - \Phi(x, y) + (\Phi(y, y) - \Phi(x, x)) + \overline{\Phi(x, x) - \Phi(x, y)}. \end{aligned}$$

■

From Section I.5 of Aronszajn [7]:

Theorem 714 Restrictions of r.k. Hilbert spaces Suppose $(\mathcal{H}, (\cdot, \cdot), \|\cdot\|, \Phi)$ is a r.k. Hilbert space of functions on a set $E \subseteq \mathbb{R}^d$. Define the restriction subspace $\mathcal{H}(E_1) := r_{E_1}\mathcal{H}$ where $E_1 \subset E$.

Then $(\mathcal{H}(E_1), (\cdot, \cdot)_1, \|\cdot\|_1, \Phi_1)$ is also a r.k. Hilbert space where:

$$\|f_1\|_1 := \text{dist}(\{0\}, r_{E_1}^{-1}f_1), \quad f_1 \in \mathcal{H}(E_1), \tag{B.1}$$

is a norm satisfying the parallelogram law and the reproducing kernel is $\Phi_1 = r_{E_1 \times E_1}\Phi$. Finally $r_{E_1} : \mathcal{H} \rightarrow \mathcal{H}(E_1)$ is continuous.

Proof. Define the subspace

$$\mathcal{H}_{E_1} := \{f \in \mathcal{H} : f = 0 \text{ on } E_1\}. \tag{B.2}$$

Suppose $\{f_k\}$ is a Cauchy sequence in \mathcal{H}_{E_1} . Then $\exists! f \in \mathcal{H}$ such that $f_k \rightarrow f$ in \mathcal{H} . But $(f, \Phi(\cdot, x)) = f(x) \forall x \in E$ and $f \in \mathcal{H}$. So if $x \in E_1$,

$$|f(x)| = |f(x) - f_k(x)| = |(f - f_k, \Phi(\cdot, x))| \leq \sqrt{\Phi(x, x)} \|f - f_k\| \rightarrow 0,$$

as $k \rightarrow \infty$. Thus $f(x) = 0$ and hence $f \in \mathcal{H}_{E_1}$ which confirms that \mathcal{H}_{E_1} is closed and thus a Hilbert space. Hence we have the unique **direct sum decomposition**

$$\mathcal{H} = \mathcal{H}_{E_1} \oplus \mathcal{H}_{E_1}^\perp, \tag{B.3}$$

where the **orthogonal complement** $\mathcal{H}_{E_1}^\perp$ is unique and is also a closed linear subspace of \mathcal{H} .

From part 7 of Remark 712 \mathcal{H}_{E_1} and $\mathcal{H}_{E_1}^\perp$ have unique reproducing kernels, say Φ_0 and Φ_\perp , such that

$$\Phi = \Phi_0 + \Phi_\perp \text{ on } E \times E.$$

For every fixed y , $\Phi_0(\cdot, y) \in \mathcal{H}_{E_1}$. Thus $\Phi_0(x, y) = 0$ when $x \in E_1$ and so

$$\Phi(x, y) = \Phi_\perp(x, y) \text{ on } E_1 \times E. \tag{B.4}$$

Next consider the definition B.1 of $\|f_1\|_1$. Since $r_{E_1}^{-1}f_1$ is a linear subspace of \mathcal{H} part 1 of Theorem 704 implies that $\|\cdot\|_1$ is at least a seminorm. But $\|f_1\|_1 = 0$ implies $0 \in r_{E_1}^{-1}f_1$ which in turn implies $f_1 = 0$ and so $\|\cdot\|_1$ is a norm.

Since $r_{E_1} : \mathcal{H} \rightarrow \mathcal{H}(E_1)$ is now continuous, $\mathcal{H}(E_1)$ is a Banach space. Further, $r_{E_1}^{-1}f_1$ is closed and there exists a unique $f \in \mathcal{H}$ such that

$$\|f_1\|_1 = \|f\|.$$

Indeed, if $f \in \mathcal{H}$ then from B.3 there is a unique decomposition $f = f_0 + f_\perp$ where $f_0 \in \mathcal{H}_{E_1}$ and $f_\perp \in \mathcal{H}_{E_1}^\perp$ and further $f \rightarrow f_\perp$ defines the **orthogonal projection** onto $\mathcal{H}_{E_1}^\perp$. Also $r_{E_1}f = r_{E_1}f_\perp = f_1$ so f_\perp is an extension of f_1 and hence $\|f_1\|_1 \leq \|f_\perp\|$. But $\|f\|^2 = \|f_0 + f_\perp\|^2 = \|f_0\|^2 + \|f_\perp\|^2$, so $f_0 = 0$ and $f = f_\perp$. Thus

$$\|f_1\|_1 = \|f_\perp\|,$$

which establishes an isometric isomorphism between $\mathcal{H}(E_1)$ and $\mathcal{H}_{E_1}^\perp$. This result allows us to easily prove that the **parallelogram law** is satisfied:

$$\begin{aligned} \|f_1 - g_1\|_1^2 + \|f_1 + g_1\|_1^2 &= \|f_\perp - g_\perp\|^2 + \|f_\perp + g_\perp\|^2 = 2\|f_\perp\|^2 + 2\|g_\perp\|^2 \\ &= 2\|f_1\|_1^2 + 2\|g_1\|_1^2, \end{aligned}$$

and so the norm $\|\cdot\|_1$ generates the inner product

$$(f_1, g_1)_1 = (f_\perp, g_\perp)$$

and $(\mathcal{H}(E_1), (\cdot, \cdot)_1, \|\cdot\|_1)$ is a Hilbert space.

For $y \in E_1$, $f = f_{E_1} + f_\perp$ implies

$$f_1(y) = f(y) = f_{E_1}(y) + f_\perp(y) = f_\perp(y) = (f_\perp, \Phi_\perp(\cdot, y)), \quad (\text{B.5})$$

so that for each fixed $y \in E_1$ there exists a constant $c_y^\perp > 0$ such that

$$|f_1(y)| = |f_\perp(y)| \leq c_y^\perp \|f_\perp\| = c_y^\perp \|f_1\|_1, \quad \forall f_1 \in \mathcal{H}(E_1).$$

part 2 of Remark 712 now implies that $\mathcal{H}(E_1)$ has a r.k., say $\Phi_1(x, y)$, on $E_1 \times E_1$. Thus from B.5,

$$f_1(y) = (f_\perp, \Phi_\perp(\cdot, y)) = (f_1, \Phi_1(\cdot, y))_1, \quad y \in \mathcal{H}(E_1),$$

and then from B.5 and B.4,

$$(f_1, \Phi_1(\cdot, y))_1 = (f_\perp, \Phi_\perp(\cdot, y)) = (f_1, \Phi(\cdot, y)), \quad y \in E_1, f_1 \in \mathcal{H}(E_1).$$

so that

$$\Phi_1 = \Phi \text{ on } E_1 \times E_1.$$

■

B.2.1 Restrictions of r.k. Hilbert spaces as quotient spaces

Theorem 714 is the relevant result. We now characterize the **restriction space** $\mathcal{H}(E_1)$ as a quotient space. This will require an extension operator.

Theorem 715 *Assume we have the notation and results of the last two sections and suppose $E = \mathbb{R}^d$ and that E_1 is open.*

Then the operator

$$\Psi : \mathcal{H} / \mathcal{H}_{E_1^c} \rightarrow \mathcal{H}(E_1),$$

defined by

$$\Psi[f] = r_{E_1}f,$$

is an isometry. Here $\mathcal{H}_{E_1^c}$ is defined by B.2.

Further, if there exists a continuous linear extension operator $\mathcal{E} : \mathcal{H}(E_1) \rightarrow \mathcal{H}$ then Ψ is also an isomorphism with inverse

$$\Psi^{-1}F = [\mathcal{E}F], \quad F \in \mathcal{H}(E_1).$$

Proof. From B.2 and the sequel, $\mathcal{H}_{\mathbb{R}^d \setminus E_1}$ is a closed subspace of \mathcal{H} and their quotient space is defined. Regarding the quotient space coset

$$\begin{aligned} f \sim g &\Leftrightarrow f - g \in \mathcal{H}_{E \setminus E_1} \Leftrightarrow \text{supp}(f - g) \subset E \setminus E_1 \Leftrightarrow f = g \text{ on } E_1 \\ &\Leftrightarrow r_{E_1} f = r_{E_1} g, \end{aligned}$$

and so Ψ is well-defined.

From Definition 703, $\|[f]\| = \min_{h \sim f} \|h\|_{\mathcal{H}}$ so that from B.1,

$$\begin{aligned} \|\Psi[f]\|_{\mathcal{H}(E_1)} &= \text{dist}(\{0\}, r_{E_1}^{-1} \Psi[f]) = \text{dist}(\{0\}, r_{E_1}^{-1} r_{E_1} f) = \min_{r_{E_1} g = r_{E_1} f} \|g\|_{\mathcal{H}} \\ &= \min_{g \sim f} \|g\|_{\mathcal{H}} \\ &= \|[f]\|, \end{aligned}$$

and hence Ψ is an isometry. Now assume the extension exists. Since Ψ is an isometry it is already 1-1 and since \mathcal{E} is an extension

$$\Psi \Psi^{-1} F = \Psi[\mathcal{E}F] = r_{E_1} \mathcal{E}F = F,$$

which means that Ψ is onto and hence an isomorphism. ■

Appendix C

Notes on Schmeisser [54]

?? This chapter contains... ADD MORE! ??

Remark 716 *From the 2006 survey concerning Sobolev spaces with dominating mixed derivatives by Schmeisser [54].*

Subsection 1.1 *Suppose $1 < p < \infty$ and $\tilde{r}, \tilde{n} \geq \mathbf{0}$ are multi-indices on \mathbb{R}^d . Here \tilde{r} will partition a given multi-index α by $\alpha = (\alpha^j)$ where $|\alpha^j| = r_j$.*

Then in Definition 1.2 Schmeisser introduces the Sobolev spaces with dominating mixed derivatives given by

$$S_p^{\tilde{r}}W(\mathbb{R}^{n_1} \times \dots \times \mathbb{R}^{n_d}) = \{f \in L^p(\mathbb{R}^{n_1} \times \dots \times \mathbb{R}^{n_d}) : D^\alpha f \in L^p(\mathbb{R}^{n_1} \times \dots \times \mathbb{R}^{n_d}), |\alpha^j| \leq r_j \forall j\},$$
$$\|f\|_{S_p^{\tilde{r}}W} = \sum_{\substack{j=1 \\ |\alpha^j| \leq r_j}}^d \|D^\alpha f\|_p.$$

In Remark 1.3: Sobolev spaces with dominating mixed derivatives are well adapted to tensor products of functions.

After equation 1.3: the special case where $\tilde{r} = r\mathbf{1}$ and $\tilde{n} = \mathbf{1}$ and defines

$$S_p^rW(\mathbb{R}^d) := S_p^{r\mathbf{1}}W\left(\underbrace{\mathbb{R}^1 \times \dots \times \mathbb{R}^1}_{d \text{ times}}\right)$$
$$= \{f \in L^p(\mathbb{R}^d) : D^\alpha f \in L^p(\mathbb{R}^d) \forall \alpha \leq r\mathbf{1}\}$$
$$= \{f \in L^p : D^\alpha f \in L^p \forall \alpha \leq r\mathbf{1}\}.$$

for compactness.

Schmeisser mentions $S_p^rW(\not\leq)$ spaces have been studied on the torus $\mathbb{T}^d = [0, 1]^d$ and can be easily defined on domains $\Omega \subset \mathbb{R}^d$.

Subsection 1.2 *By using the Fourier transform Definition 1.5 introduces fractional Sobolev spaces with dominating mixed smoothness on \mathbb{R}^d .*

Subsection 1.3 *Multivariate approximation. Schmeisser discusses how we can benefit from dominating mixed smoothness. To this end he considers an example related to multivariate approximation.*

Subsection 1.4 *Sobolev embeddings.*

Subsection 1.5 *Traces e.g. the diagonal trace $f(x\mathbf{1})$.*

Subsection 1.6 *Nikol'skii-Besov spaces* Dominating mixed smoothness properties can also be described in a classical way using mixed differences or mixed moduli of continuity. **Definition 1.11** introduces **Nikol'skii spaces** with dominating mixed smoothness. **Definition 1.12** concerns Besov spaces with dominating mixed smoothness.

There are 5 sections in all but no table of contents.

Section 2 Littlewood-Paley analysis – the Fourier analytical approach. **2.1** Littlewood-Paley theorems; **2.2** Dominating mixed derivatives and differences; **2.3.** Besov and Lizorkin-Triebel spaces.

Section 3 Approximation with respect to hyperbolic crosses. **3.1** Approximation spaces; **3.2** Comparison theorems.

Section 4 New instruments. Recent developments in the theory of function spaces are characterized by the use of new instruments such as **local means, atoms and wavelets**, which are successfully applied to tackle **key problems** such as **limiting embeddings, traces, extensions, entropy numbers or sampling numbers**. Moreover, **far-reaching applications to fractals and to spectral theory** have been achieved. The aim of this section is to develop these new tools for spaces with dominating mixed smoothness. It yields the basis for applications which will be described in the next section.

Section 5 Applications to traces and entropy numbers.

Appendix D

Proofs of the claims made in Remark 144

This chapter contains the proofs of the claims made for the spaces $W^{m,1}(\Omega)$, $W_{\Omega}^{m,1}$ in Remark 144.

Lemma 717 *Theorem 2.29 of AF [5]: properties of mollification* Suppose $\text{supp } u \subseteq \overline{\Omega}$ where Ω is an open subset of \mathbb{R}^d . Then:

- (a) If $u \in L_{loc}^1$ then $J_{\varepsilon} * u \in C^{\infty}$.
- (b) If $u \in L_{loc}^1(\Omega)$ and $\text{supp } u \Subset \Omega$ then $J_{\varepsilon} * u \in C_0^{\infty}(\Omega)$ when $\varepsilon < \text{dist}(\text{supp } u, \partial\Omega)$.
- (c) If $u \in L^p(\Omega)$ where $1 \leq p < \infty$, then $J_{\varepsilon} * u \in L^p(\Omega)$. Also

$$\|J_{\varepsilon} * u\|_p \leq \|u\|_p, \quad \lim_{\varepsilon \rightarrow 0^+} \|J_{\varepsilon} * u - u\|_p = 0.$$

- (d) If $u \in C(\Omega)$ and $G \Subset \Omega$, then $\lim_{\varepsilon \rightarrow 0^+} (J_{\varepsilon} * u)(x) = u(x)$ uniformly on G .
- (e) If $u \in C(\overline{\Omega})$ then $\lim_{\varepsilon \rightarrow 0^+} (J_{\varepsilon} * u)(x) = u(x)$ uniformly on Ω .

??

Lemma 718 *Mollification in $W^{m,1}(\Omega)$ (Modification of Lemma 3.16 of AF [5])* Let J_{ε} be defined as in Paragraph 2.28 of AF [5] and let $u \in W^{m,1}(\Omega)$.

Then if $\Omega' \subset \Omega$ is a subdomain then $\lim_{\varepsilon \rightarrow 0^+} J_{\varepsilon} * u = u$ in $W^{m,1}(\Omega')$.

Proof. Easy modification of the proof in Adams and Fournier. ■

D.0.2 Part 1 of Remark 144

??

D.0.3 Part 2 of Remark 144

??

D.0.4 Part 3 of Remark 144

??

D.0.5 Part 4 of Remark 144

??

Theorem 719 Modified Theorem 3.17 of AF [5] For any open set $\Omega \subset \mathbb{R}^d$ we have $C^{(m1)}(\Omega) \cap W^{m1}(\Omega)$ is dense in $W^{m1}(\Omega)$. In fact we show that $C^\infty(\Omega) \cap W^{m1}(\Omega)$ is dense in $W^{m1}(\Omega)$.

Proof. The proof will use Theorem 2.29 of [5] which gives some **mollifier properties** and Lemma 3.15 of [5] which concerns **C^∞ subordinate partitions of unity**. These theorems are independent of the Sobolev spaces.

For $k = 1, 2, 3, \dots$ let

$$\Omega_k = \{x \in \Omega : \text{dist}(x, \partial\Omega) > 1/k\},$$

and let $\Omega_0 = \Omega_{-1} = \emptyset$, the empty set. Then

$$\mathcal{O} = \left\{U_k : U_k = \Omega_{k+1} \cap (\overline{\Omega_{k-1}})^c, k = 1, 2, 3, \dots\right\},$$

is a collection of open subsets of Ω that covers Ω . Let Ψ be a C^∞ -partition of unity of Ω subordinate to \mathcal{O} . Let ψ_k denote the sum of the finitely many functions $\psi \in \Psi$ whose supports are contained in U_k . Then $\psi_k \in C_0^\infty(U_k)$ and $\sum_{k=1}^\infty \psi_k(x) = 1$ on Ω .

If $0 < \varepsilon < 1/(k+1)(k+2)$ then from Theorem 2.29 [5], $J_\varepsilon * (\psi_k u)$ has support in $V_k = \Omega_{k+2} \cap \Omega_{k-2}^c \Subset \Omega$. Since $\psi_k u \in W^{m1}(\Omega)$, Lemma 718 allows us to choose ε_k satisfying $0 < \varepsilon_k < 1/(k+1)(k+2)$ such that

$$\|J_{\varepsilon_k} * (\psi_k u) - \psi_k u\|_{m1,2,\Omega} = \|J_{\varepsilon_k} * (\psi_k u) - \psi_k u\|_{m1,2,V_k} < 2^{-k}\varepsilon.$$

Let $\phi = \sum_{k=1}^\infty J_{\varepsilon_k} * (\psi_k u)$. On any $\Omega' \Subset \Omega$ only finitely many terms in the sum can be nonzero. Thus by Theorem 2.29 [5] $\phi \in C^\infty(\Omega)$. For $x \in \Omega_k$, we have

$$u(x) = \sum_{j=1}^{k+2} \psi_j(x) u(x), \quad \phi(x) = \sum_{j=1}^{k+2} (J_{\varepsilon_j} * (\psi_j u))(x),$$

and thus

$$\|u - \phi\|_{m1,2,\Omega_k} \leq \sum_{j=1}^{k+2} \|J_{\varepsilon_j} * (\psi_j u) - \psi_j u\|_{m1,2,\Omega} < \varepsilon.$$

By the monotone convergence theorem, $\|u - \phi\|_{m1,2,\Omega} < \varepsilon$. ■

Theorem 720 Modified Theorem 3.22 of AF [5] If Ω is bounded and satisfies the segment condition of Definition 136 then $r_\Omega C_0^\infty$ is dense in $W^{m1}(\Omega)$ and $r_\Omega C_0^\infty = r_\Omega C^\infty = r_\Omega C_B^\infty$.

Proof. Choose $u \in W^{m1}(\Omega)$. Let $K = \text{supp } u \cap \Omega$. The set $F = \overline{K} \setminus \bigcup_{x \in \partial\Omega} U_x$ is compact and contained in Ω , $\{U_x\}$ being the collection of open sets referred to in the definition of the segment condition. There also exists an open set U_0 such that $F \Subset U_0 \Subset \Omega$. Since \overline{K} is compact, there exist finitely many of the sets U_x , let us rename them $\{U_i\}_{i=1}^k$, such that $\overline{K} \subset U_0 \cup U_1 \cup \dots \cup U_k$. Moreover, there are other open sets V_0, V_1, \dots, V_k such that $V_j \Subset U_j$ for $0 \leq j \leq k$ but still $\overline{K} \subset V_0 \cup V_1 \cup \dots \cup V_k$.

Let Ψ be a C^∞ -partition of unity subordinate to $\{V_j\}_{j=1}^k$, and let ψ_j be the sum of the finitely many functions $\psi \in \Psi$ which have supports in V_j . Let $u_j = \psi_j u$. Suppose that for each j we can find $\phi_j \in C_0^\infty(\mathbb{R}^d)$ such that

$$\|u_j - \phi_j\|_{m1,2,\Omega} < \frac{\varepsilon}{k+1}. \tag{D.1}$$

Then, putting $\phi = \sum_{j=0}^k \phi_j$, we would obtain

$$\|u - \phi\|_{m1,2,\Omega} \leq \sum_{j=0}^k \|u_j - \phi_j\|_{m1,2,\Omega} < \varepsilon.$$

Since $\text{supp } u_0 \subset V_0 \Subset \Omega$, a function $\phi_0 \in C_0^\infty$ satisfying D.1 for $j = 0$ can be found via the mollification Lemma 718.

It remains, therefore, to find ϕ_j satisfying D.1 for $1 \leq j \leq k$. For fixed such j we extend u_j to be identically zero outside Ω . Thus $u_j \in W^{m\mathbf{1}}(\mathbb{R}^d \setminus \Gamma)$, where $\Gamma = \overline{V_j} \cap \text{bdry } \Omega$. Let y^j be the nonzero vector associated with the set U_j in the definition of the segment condition. Let $\Gamma_t = \{x - ty^j : x \in \Gamma\}$, where t is so chosen that

$$0 < t < \min \{1, \text{dist}(V_j, \mathbb{R}^d \setminus \Gamma) / |y^j|\}.$$

Then $\Gamma_t \subset U_j$ and $\Gamma_t \cap \overline{\Omega}$ is empty by the segment condition. Now we use the segment condition to define the **outwardly displaced** functions

$$u_{j,t}(x) := u_j(x + ty^j), \tag{D.2}$$

and observe that $u_{j,t} \in W^{m\mathbf{1}}(\mathbb{R}^d \setminus \Gamma_t)$. Translation is continuous in L^2 so $D^\alpha u_{j,t} \rightarrow D^\alpha u_j$ in L^2 as $t \rightarrow 0^+$ for $\alpha \leq m\mathbf{1}$, and so it is sufficient to find $\phi_j \in C_0^\infty$ such that $\|u_{j,t} - \phi_j\|_{m\mathbf{1},2}$ is sufficiently small. However, $\Omega \cap U_j \Subset \mathbb{R}^d \setminus \Gamma_t$, and so by the modified mollification Lemma 718 we set $\phi_j = J_\delta * u_{j,t}$ for suitably small $\delta > 0$.

It remains to be proven that $r_\Omega C_0^\infty = r_\Omega C^\infty = r_\Omega C_B^\infty$. Clearly $r_\Omega C_0^\infty \subset r_\Omega C^\infty$. Conversely, suppose $\psi \in r_\Omega C^\infty$ with $\phi \in C^\infty$. Since Ω is bounded there exists a ball B_R such that $\Omega \subset B_R$ and we can choose $\theta \in C_0^\infty$ such that $\theta = 1$ on B_R and $\theta = 0$ and $\mathbb{R}^d \setminus B_{2R}$. Hence $\theta\phi \in C_0^\infty$ and $\psi \in r_\Omega(\theta\phi)$ and so $r_\Omega C_0^\infty = r_\Omega C^\infty$ which in turn directly yields $r_\Omega C^\infty = r_\Omega C_B^\infty$. ■

D.0.6 Part 6 of Remark 144

Recall that from part 9 of Remark 144,

$$W_\Omega^{m\mathbf{1}} = \{u \in W^{m\mathbf{1}} : \text{supp } u \subset \overline{\Omega}\}, \quad \|u\|_{W_\Omega^{m\mathbf{1}}} = \|u\|_{W^{m\mathbf{1}}}.$$

Lemma 721 Modified Lemma 3.27 of Adams and Fournier [5] Let $\mathcal{E}_0 u$ denote the zero extension of $u \in W_0^{m\mathbf{1}}(\Omega)$ outside Ω . Then for $\alpha \leq m\mathbf{1}$, $D^\alpha \mathcal{E}_0 u = \mathcal{E}_0 D^\alpha u$ in \mathcal{D}' , and $\mathcal{E}_0 u \in W^{m\mathbf{1}}(\mathbb{R}^d)$ with $\|\mathcal{E}_0 u\|_{W^{m\mathbf{1}}} = \|u\|_{W_0^{m\mathbf{1}}(\Omega)}$ and $\text{supp } u \subset \overline{\Omega}$.

In other words, $\mathcal{E}_0 : W_0^{m\mathbf{1}}(\Omega) \rightarrow W_\Omega^{m\mathbf{1}}$ is an isometry.

Proof. Easy modification of the proof of Lemma 3.27. ■

D.0.7 Part 8 of Remark 144

Theorem 722 Suppose Ω is a bounded open set. Then $\phi \in W^{m\mathbf{1},\infty}(\Omega)$ and $u \in W^{m\mathbf{1}}(\Omega)$ implies $\phi u \in W^{m\mathbf{1}}(\Omega)$ and

$$\|\phi u\|_{m\mathbf{1},2,\Omega} \leq 2^{md/2} \|\phi\|_{m\mathbf{1},\infty,\Omega} \|u\|_{m\mathbf{1},2,\Omega}.$$

Proof. Part 2 of Remark 132 discusses weakening the distribution Leibniz theorem to: $u, Du \in L^p(\Omega)$ and $v, Dv \in L^q(\Omega)$ where $p^{-1} + q^{-1} = 1$ and $q < \infty$, implies $D(uv) = (Du)v + uDv \in L^2(\Omega)$.

Suppose $p = \infty$ and $q = 1$. Suppose Ω is bounded. Then, since Ω is bounded, $v, Dv \in L^2(\Omega)$ implies $v, Dv \in L^1(\Omega)$ and so Leibniz theorem holds for $u, Du \in L^\infty(\Omega)$ and $v, Dv \in L^2(\Omega)$. Consequently Leibniz theorem

holds for $u \in W^{m_1, \infty}(\Omega)$ and $v \in W^{m_1}(\Omega)$. Now, if $\binom{0}{0} := 1$,

$$\begin{aligned}
 \|\phi u\|_{m_1, 2, \Omega}^2 &= \sum_{\alpha \leq m_1} \binom{m_1}{\alpha} \|D^\alpha(\phi u)\|_{L^2(\Omega)}^2 \\
 &= \sum_{\alpha \leq m_1} \binom{m_1}{\alpha} \left\| \sum_{\beta \leq \alpha} \binom{\alpha}{\beta} D^{\alpha-\beta} \phi D^\beta u \right\|_{L^2(\Omega)}^2 \\
 &\leq \sum_{\alpha \leq m_1} \binom{m_1}{\alpha} \left\| \sum_{\beta \leq \alpha} \binom{\alpha}{\beta} |D^{\alpha-\beta} \phi| |D^\beta u| \right\|_{L^2(\Omega)}^2 \\
 &\leq \sum_{\alpha \leq m_1} \binom{m_1}{\alpha} \left\| \left(\sum_{\beta \leq \alpha} \binom{\alpha}{\beta} |D^{\alpha-\beta} \phi|^2 \right)^{1/2} \left(\sum_{\beta \leq \alpha} \binom{\alpha}{\beta} |D^\beta u|^2 \right)^{1/2} \right\|_{L^2(\Omega)}^2 \\
 &= \sum_{\alpha \leq m_1} \binom{m_1}{\alpha} \left\| \left(\sum_{\beta \leq \alpha} \binom{\alpha}{\beta} |D^\beta \phi|^2 \right)^{1/2} \left(\sum_{\beta \leq \alpha} \binom{\alpha}{\beta} |D^\beta u|^2 \right)^{1/2} \right\|_{L^2(\Omega)}^2 \\
 &= \sum_{\alpha \leq m_1} \binom{m_1}{\alpha} \int_{\Omega} \left(\sum_{\beta \leq \alpha} \binom{\alpha}{\beta} |D^\beta \phi|^2 \right) \left(\sum_{\beta \leq \alpha} \binom{\alpha}{\beta} |D^\beta u|^2 \right) \\
 &\leq \sum_{\alpha \leq m_1} \binom{m_1}{\alpha} \int_{\Omega} \left(\sum_{\beta \leq \alpha} \binom{\alpha}{\beta} \|D^\beta \phi\|_{\infty}^2 \right) \left(\sum_{\beta \leq \alpha} \binom{\alpha}{\beta} |D^\beta u|^2 \right) \\
 &= \sum_{\alpha \leq m_1} \binom{m_1}{\alpha} \left(\sum_{\beta \leq \alpha} \binom{\alpha}{\beta} \|D^\beta \phi\|_{\infty}^2 \right) \left(\sum_{\beta \leq \alpha} \binom{\alpha}{\beta} \int_{\Omega} |D^\beta u|^2 \right) \\
 &\leq \left(\sum_{\alpha \leq m_1} \binom{m_1}{\alpha} \right) \left(\sum_{\beta \leq m_1} \binom{m_1}{\beta} \|D^\beta \phi\|_{\infty}^2 \right) \left(\sum_{\beta \leq m_1} \binom{m_1}{\beta} \int_{\Omega} |D^\beta u|^2 \right) \\
 &= 2^{md} \left(\sum_{\beta \leq m_1} \binom{m_1}{\beta} \|D^\beta \phi\|_{\infty}^2 \right) \left(\sum_{\beta \leq m_1} \binom{m_1}{\beta} \int_{\Omega} |D^\beta u|^2 \right) \\
 &= 2^{md} \|\phi\|_{m_1, \infty, \Omega}^2 \|u\|_{m_1, 2, \Omega}^2.
 \end{aligned}$$

■

D.0.8 Part 9 of Remark 144

??

Theorem 723 Modified Theorem 3.7 of Wloka [63] If Ω has the segment property of Definition 136 then $r_{\Omega} W_{\overline{\Omega}}^{m_1} = W_0^{m_1}(\Omega)$ as sets.

Proof. Recall that

$$W_0^{m_1}(\Omega) = \text{closure of } C_0^\infty(\Omega) \text{ in } W^{m_1}(\Omega).$$

Suppose $v \in W_0^{m_1}(\Omega)$. Then by part 6 of Remark 144, $\mathcal{E}_0 v \in W^{m_1}$ and $\text{supp } \mathcal{E}_0 v \subset \overline{\Omega}$ i.e. $\mathcal{E}_0 v \in W_{\overline{\Omega}}^{m_1}$. Thus $v = r_{\Omega} \mathcal{E}_0 v \in r_{\Omega} W_{\overline{\Omega}}^{m_1}$ and so $W_0^{m_1}(\Omega) \subset r_{\Omega} W_{\overline{\Omega}}^{m_1}$. Now to prove the converse.

Since $r_{\Omega} W_{\overline{\Omega}}^{m_1} \subset W^{m_1}(\Omega)$ we need to show that given $v \in r_{\Omega} W_{\overline{\Omega}}^{m_1}$ there is a sequence in $C_0^\infty(\Omega)$ which converges to v in $W^{m_1}(\Omega)$. Suppose $v = r_{\Omega} u$ for some $u \in W_{\overline{\Omega}}^{m_1}$. We will modify the proof of Theorem 720 by not using the open sets V_j and by using the segment condition to push the function inwards.

Let $K = \text{supp } u \cap \Omega$. The set $F = \overline{K} \setminus \bigcup_{x \in \partial \Omega} U_x$ is compact and contained in Ω , $\{U_x\}$ being the collection of open sets referred to in the definition of the segment condition. There also exists an open set U_0 such that

$F \Subset U_0 \Subset \Omega$. Since \overline{K} is compact, there exist finitely many of the sets U_x , let us rename them $\{U_i\}_{i=1}^k$, such that $\overline{K} \subset U_0 \cup U_1 \cup \dots \cup U_k$.

Let Ψ be a C^∞ -partition of unity subordinate to $\{U_j\}_{j=1}^k$ and let ψ_j be the sum of the finitely many functions $\phi \in \Psi$ which have supports in U_j . Let $u_j = \psi_j u \in W^{m\mathbf{1}}(\Omega)$ by part 8 of Remark 144. Suppose that for each j we can find $\phi_j \in C_0^\infty(\mathbb{R}^d)$ such that

$$\|u_j - \phi_j\|_{m\mathbf{1},2,\Omega} < \frac{\varepsilon}{k+1}. \tag{D.3}$$

Then, putting $\phi = \sum_{j=0}^k \phi_j$, we would obtain

$$\|u - \phi\|_{n\mathbf{1},2,\Omega} \leq \sum_{j=0}^k \|u_j - \phi_j\|_{n\mathbf{1},2,\Omega} < \varepsilon.$$

Since $\text{supp } u_0 \subset U_0 \Subset \Omega$, a function $\phi_0 \in C_0^\infty$ satisfying D.3 for $j = 0$ can be found via the mollification Lemma 718. It remains, therefore, to find ϕ_j satisfying D.3 for $1 \leq j \leq k$. Because of the segment property the **inwardly displaced** functions

$$u_{j,t} := u_j(\cdot - ty^j), \quad 0 < t < 1, \quad 1 \leq j \leq k, \tag{D.4}$$

have their supports in Ω . Here each $y^j \neq \mathbf{0}$ is the translation vector required by the segment condition. Translation is continuous in L^2 so for $\alpha \leq m\mathbf{1}$, $D^\alpha u_{j,t} \rightarrow D^\alpha u_j$ in $L^2(\Omega)$ as $t \rightarrow 0^+$, and we can find some t_ε with

$$\|u_j - u_{j,t_\varepsilon}\|_{m\mathbf{1},2,\Omega} < \frac{\varepsilon/2}{k+1}, \quad 1 \leq j \leq k.$$

Further, $\text{supp } u_{j,t_\varepsilon} \subset \Omega$ so if $\eta = \frac{1}{2} \text{dist}(\text{supp } u_{j,t_\varepsilon}, \partial\Omega)$ then $\Omega' = (\text{supp } u_{j,t_\varepsilon})_\eta \Subset \Omega$ and $\text{dist}(\Omega', \partial\Omega) \leq \eta$. Since $u_{j,t_\varepsilon} \in L^1_{loc}(\Omega)$ and $\text{supp } u_{j,t_\varepsilon} \Subset \Omega'$, part (b) Theorem 2.29 of Adams and F. [5] implies $J_\delta * u_{j,t_\varepsilon} \in C_0^\infty(\Omega')$ when $\delta < \eta$. Also, Lemma 718 implies $J_\delta * u_{j,t_\varepsilon} \rightarrow u_{j,t_\varepsilon}$ in $W^{m\mathbf{1}}(\Omega')$ as $\delta \rightarrow 0^+$. Thus there exists $\phi_j \in C_0^\infty(\Omega)$ such that $\|u_{j,t_\varepsilon} - \phi_j\| < \frac{\varepsilon/2}{k+1}$ for $1 \leq j \leq k$ and the proof is complete. ■

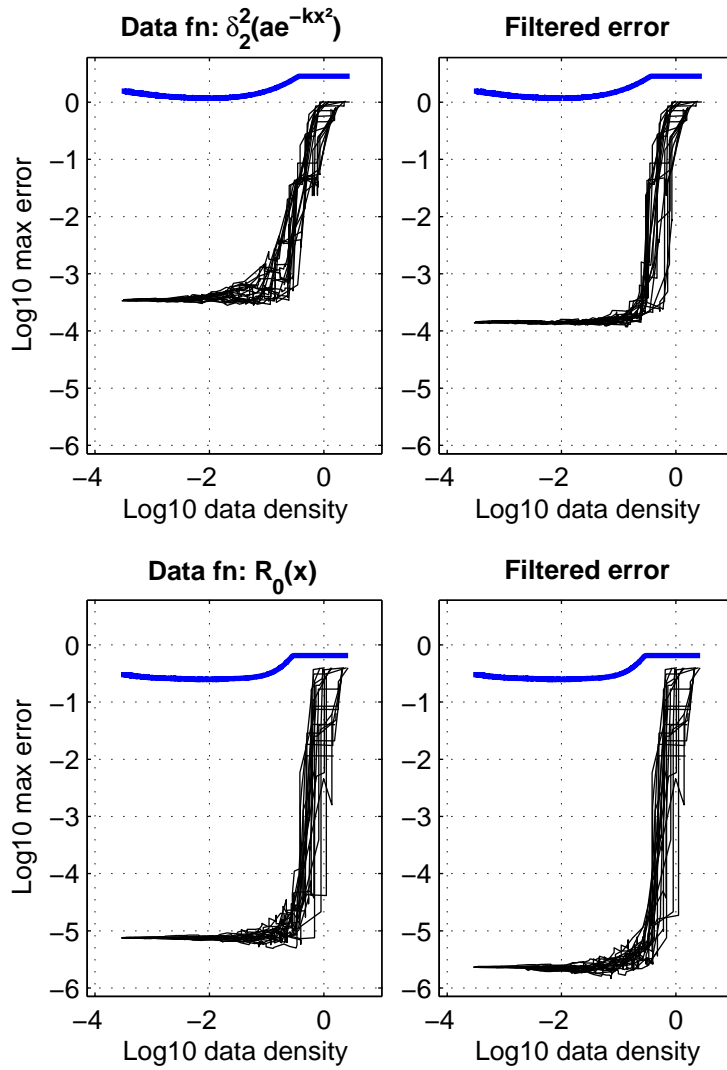
References

- [1] M. Oudadess A. Kinani, *Distribution theory and applications*, Series on Concrete and Applicable Mathematics, vol. 9, World Scientific Publishing, 2010.
- [2] Yu. Brychkov A. Prudnikov and O. Marichevl, *Integrals and series*, vol. 1: Elementary Functions, Gordon And Breach Science Publishers, New York, 1986.
- [3] M. Abramowitz and I. Stegun, *Handbook of mathematical functions*, Dover Publications, 1970.
- [4] R. A. Adams, *Sobolev spaces*, 1st ed., Pure and applied mathematics series, vol. 65, Academic Press, London, 1975.
- [5] R. A. Adams and J. J. Fournier, *Sobolev spaces*, 2nd ed., Pure and applied mathematics series, vol. 140, Academic Press, London, 2003.
- [6] G. Arfken, *Mathematical methods for physicists*, 2nd ed., Academic Press, New York, London, 1970.
- [7] N. Aronszajn, *Theory of reproducing kernels*, Trans. Amer. Math. Soc. **68** (1950), no. 3, 337–404.
- [8] H. Bauer, *Measure and integration theory*, De Gruyter studies in mathematics, vol. 26, Walter de Gruyter, Berlin, New York, 2001.
- [9] O.V. Besov, L. Kudrayavtsev, P. Lizorkin, and S. Nikol'skii, *Investigations in the theory of spaces of differentiable functions of several variables*, Proc. Steklov Inst. Math. **182** (1990), no. 1, 73–139.
- [10] B. Bojarski, *Taylor expansions and sobolev spaces*, Bull. Georg. Natl. Acad. Sci. **5** (2011), no. 2, 5–10.
- [11] ———, *Sobolev spaces and Lagrange interpolation*, arXiv:1201.4708v1 [math.AP], 2012.
- [12] B. Bojarski and P. Hajlasz, *Pointwise inequalities for Sobolev functions and some applications*, Studia Math. **106** (1993), no. 1, 77–92.
- [13] B. Bojarski, P. Hajlasz, and P. Strzelecki, *Improved approximation of higher order Sobolev functions in norm and capacity*, Indiana Univ. Math. J. **51** (2002), 507–540.
- [14] H-J. Bungartz and M. Griebel, *Sparse grids*, Acta. Num. **13** (2004), 147–269.
- [15] A. Chernov, *Sparse polynomial approximation in positive order Sobolev spaces with bounded mixed derivatives and applications to elliptic problems with random loading*, Appl. Num. Math. **62** (2012), no. 4, 360–377.
- [16] R. Dautray and J-L Lions, *Functional and variational methods*, Mathematical Analysis and Numerical Methods for Science and Technology, vol. 2, Springer-Verlag (Berlin), 1988.

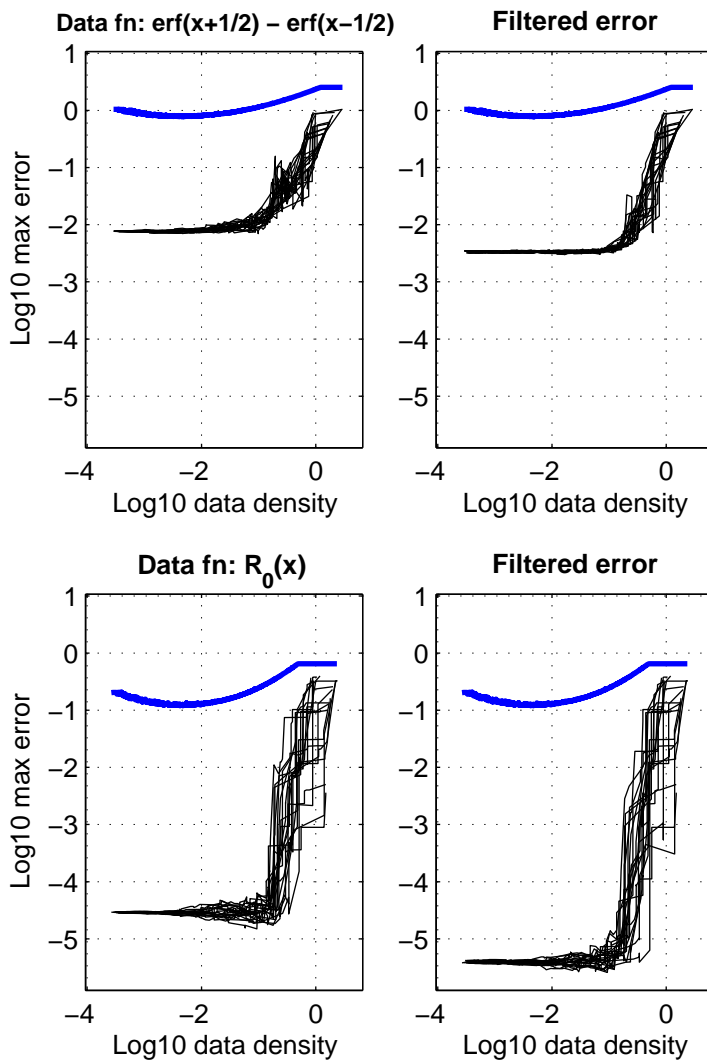
- [17] J. Duchon, *Splines minimising rotation-invariant seminorms in Sobolev spaces*, Constructive theory of functions of several variables (W. Schempp and K. Zeller, eds.), Lecture Notes in Mathematics, vol. 571, Springer-Verlag (Berlin), 1977, pp. 85–100.
- [18] J. Duistermaat and J. Kolk, *Distributions: theory and applications*, Cornerstones, vol. 16, Springer Science+Business Media, NY, 2010.
- [19] A. D. Džabrailov, *On the theory of "imbedding theorems"*, Proc. Steklov Inst. Math. **89** (1967), 92–135 (English. Russian original).
- [20] ———, *Interpolation spaces of differentiable functions defined in an n -dimensional domain*, Sov. Math. Dokl. **10** (1969), no. 4, 833–837 (English. Russian original).
- [21] ———, *Families of spaces of functions whose mixed derivatives satisfy a multiple-integral Holder condition*, Proc. Steklov Inst. Math. **117** (1972), 165–188 (English. Russian original).
- [22] ———, *Theorems on the extension of functions in the spaces $S_p^r W$ and $S_{p,\theta}^r B$ beyond the boundary of a domain*, Proc. Steklov Inst. Math. **131** (1974), 85–97 (English. Russian original).
- [23] ———, *The method of integral representation in the theory of spaces of functions of several groups of variables*, Recent Developments in Complex Analysis and Computer Algebra (R. Gilbert, J. Kajiwara, and Y. Xu, eds.), ISAAC 2001, Kluwer Academic Publishers, Dordrecht, Netherlands, 1999, pp. 69–80.
- [24] H. B. Dwight, *Tables of integrals and other mathematical data*, 4th ed., Macmillan, 1961.
- [25] N. Dyn, *Interpolation and approximation by radial and related functions*, Approximation Theory VI (C. Chui., L. Schumaker., and J. Ward, eds.), Acad. Press, 1989, pp. 211–234.
- [26] G. Polya G. Hardy, J. Littlewood, *Inequalities*, 2nd ed., Univ. Press, Cambridge, 1952.
- [27] J. Garke and M. Griebel, *Semi-supervised learning with sparse grids*, Proceedings of the 22nd International Conference on Machine Learning, 2005.
- [28] I. S. Gradshteyn. and I. M. Ryzhik, *Tables of integrals, series and products*, 7th ed., Acad. Press, New York, 2007.
- [29] P. Grisvard, *Elliptic problems in nonsmooth domains*, Monographs and studies in mathematics, vol. 24, Pitman Advanced Pub. Program, 1985.
- [30] P. Hajlasz, *Sobolev spaces on an arbitrary metric space*, Potential Anal. (1996), no. 5, 403–415.
- [31] ———, *A new characterization of the Sobolev space*, Studia Math. **159** (2003), 263–275.
- [32] M. Hansen and J. Vybiral, *The Jawerth-Franke embedding of spaces with dominating mixed smoothness*, Georgian Math. J. **16** (2009), no. 4, 667–682.
- [33] K. Hollig, *Finite element methods with b -splines*, Frontiers in applied mathematics, vol. 3, SIAM, Philadelphia, PA, 2003.
- [34] L. Hörmander, *Linear partial differential operators*, Grundlehren der mathematischen Wissenschaften, vol. 116, Springer, 1969.
- [35] V. P. Il'in, *On inequalities between norms of partial derivatives of functions of many variables*, Soviet Math. Dokl. (1963), no. 3, 784–787 (English. Russian original).
- [36] ———, *Conditions of validity of inequalities between L_p norms of partial derivatives of functions of several variables*, Proc. Steklov Inst. Math. **96** (1968), 259–305 (English. Russian original).
- [37] F. Jones, *Lebesgue integration on euclidean space*, Pure and Applied Mathematics, Jones and Bartlett Mathematics, 2001.
- [38] S. G. Krantz, *Review: "Integral representations of functions and imbedding theorems" by Besov, Il'in, Nikol'skii*, Bull. Amer. Math. Soc. (N.S.) **2** (1980), no. 1, 216–222.

- [39] R. G. Kuller, *Topics in modern analysis*, Prentice-Hall, Englewood Cliffs, NJ, 1969.
- [40] W. Light and H. Wayne, *Error estimates for approximation by radial basis functions.*, Approximation theory, wavelets and applications (Maratea, 1994), NATO Adv. Sci. Inst. Ser. C Math. Phys. Sci., vol. 454, Kluwer Acad. Publ., Dordrecht, 1995, pp. 215–246.
- [41] ———, *On power functions and error estimates for radial basis function interpolation*, J. Approx. Th. **92** (1998), no. 2, 245–266.
- [42] ———, *Spaces of distributions, interpolation by translates of a basis function and error estimates*, Numer. Math. **81** (1999), no. 3, 415–450.
- [43] P.I. Lizorkin and S.M. Nikol'skiĭ, *Classification of differentiable functions on the basis of spaces with a dominant derivative*, Proc. Steklov. Inst. Math. **77** (1967), 160–187 (English. Russian original).
- [44] W. Magnus, F. Oberhettinger, and R. Soni, *Formulas and theorems for the special functions of mathematical physics*, 3rd ed., Springer-Verlag, Berlin, Heidelberg, New York, 1966.
- [45] P. Malliavin, H. Airault, L. Kay, and G. Letac, *Integration and probability*, Springer-Verlag, Berlin, 1995.
- [46] F. Narcowich, J. Ward, and H. Wendland, *Sobolev bounds on functions with scattered zeros, with applications to radial basis function surface fitting*, Math. Comput. **74** (2004), no. 250, 743–763.
- [47] S.M. Nikol'skiĭ, *Properties of differentiable functions of several variables at the boundary of their domain of definition*, Sov. Math. Dokl. **62** (1962), 1357–1360 (English. Russian original).
- [48] ———, *On stable boundary values of differentiable functions of several variables*, Mat. Sb. **61** (1963), no. 2, 224–252 (Russian).
- [49] ———, *Functions with dominant mixed derivatives satisfying a multiple Holder condition*, Amer. Math. Soc. Transl. **102** (1973), 27–51 (English. Russian original).
- [50] ———, *Approximation of functions of several variables and imbedding theorems*, Grundlehren der mathematischen Wissenschaften, vol. 205, Springer-Verlag, Berlin, New York, 1975.
- [51] E. W. Packer, *Functional analysis - a short course*, Intext series in mathematics, Intext Educational Publishers, New York, London, 1974.
- [52] B. Petersen, *Introduction to the fourier transform and pseudo-differential operators*, Monographs and studies in mathematics, vol. 19, Pitman Advanced Pub. Program, Boston, 1983.
- [53] M. Reed and B. Simon, *Methods of modern mathematical physics i: Functional analysis*, Academic Press, New York, 1972.
- [54] H. J. Schmeisser, *Recent developments in the theory of function spaces with dominating mixed smoothness (english)*, Nonlin. Anal., Func. Spaces and Applic. **8** (2006), 145–204.
- [55] H. J. Schmeisser and H. Triebel, *Topics in Fourier analysis and function spaces*, John Wiley, Chichester, 1987.
- [56] C. Schwartz, *Elementary functional analysis*, World Scientific Pub., New Jersey, 2009.
- [57] E. M. Stein and G. Weiss, *Fourier analysis and Euclidean spaces*, Princeton University Press, Princeton, 1971.
- [58] F. Trèves, *Basic linear partial differential equations*, Pure and Applied Mathematics, vol. 62, Academic Press, 1975.
- [59] V. Vladimirov, *Equations of mathematical physics*, Pure and Applied Mathematics series, vol. 3, Marcel Dekker, New York, 1971.
- [60] G. N. Watson, *A treatise on the theory of Bessel functions*, Cambridge Univ. Press, Cambridge, New York, Melbourne, 1995.

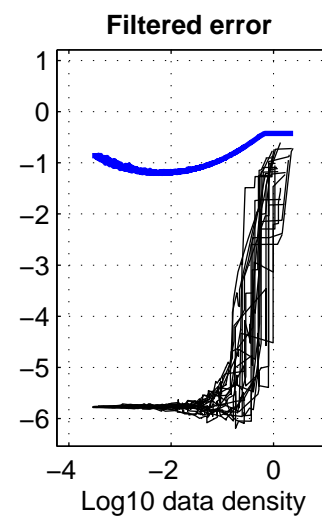
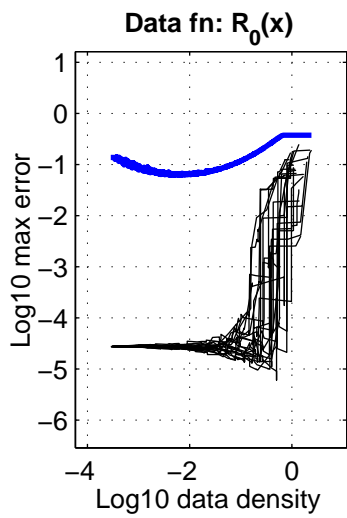
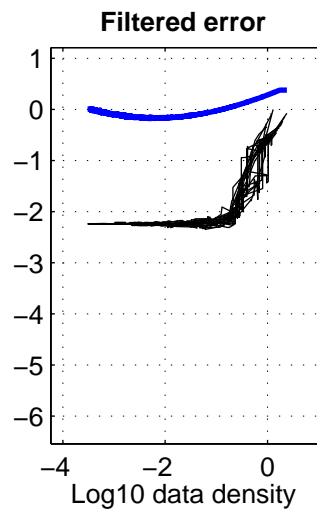
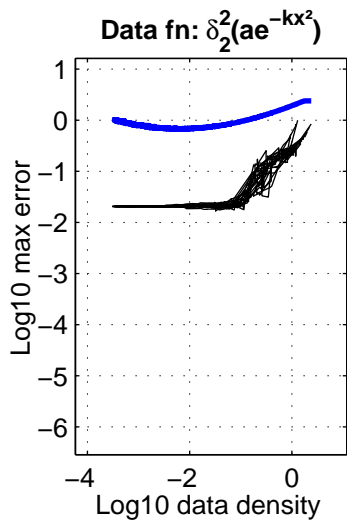
- [61] H. Wendland, *Scattered data approximation*, Cambridge Monographs on Computational and Applied Mathematics, vol. 17, Cambridge Univ. Press, Cambridge, 2005.
- [62] P. Y. Williams, *A weight function theory of positive order basis function interpolants and smoothers*, unpublished arXiv:0708.0795v3 [math.NA], 2014.
- [63] J. Wloka, *Partial differential equations*, Cambridge Univ. Press, Cambridge, 1987.
- [64] K. Yosida, *Functional analysis*, Springer-Verlag, Berlin, 1958.
- [65] D. Zwillinger, *Handbook of differential equations*, Academic Press, 1989.
- [66] ———, *Handbook of integration*, Jones and Bartlett Publishers, London, Boston, 1992.



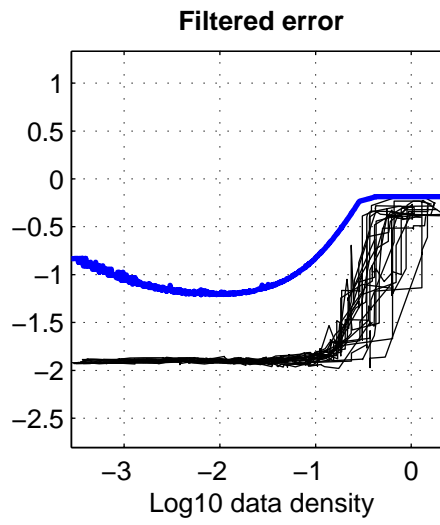
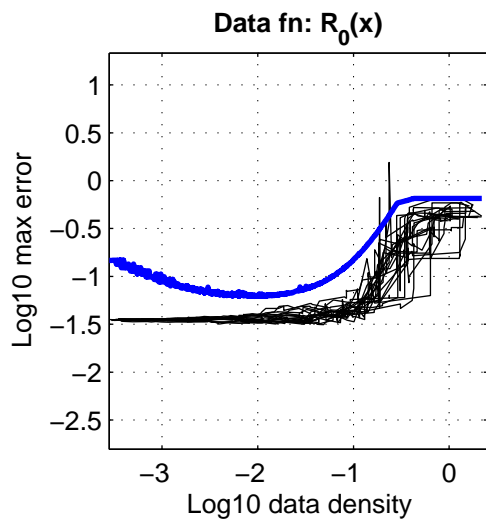
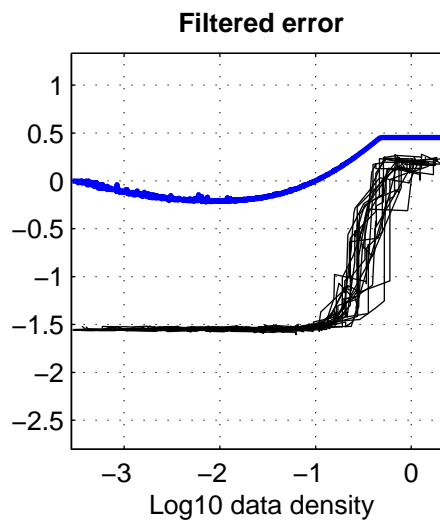
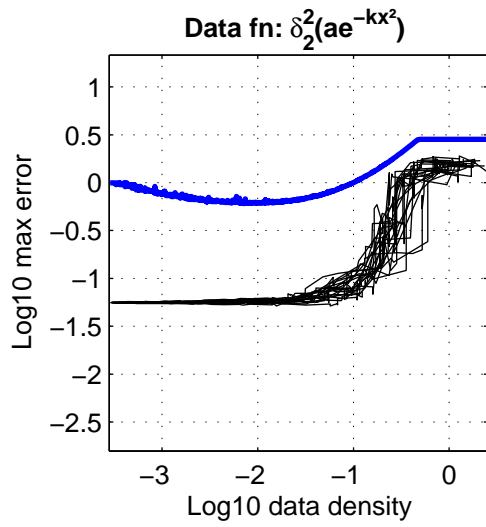
dim 1, N=2, L=2, spl scale 1/4, sm parm 1e-6, samp 20,
 pts 2:50K, sm grid cell 8, no ill-condit



dim 1, N=1, L=1, spl scale 1/2, sm parm 1e-6, samp 20,
 pts 2:50K, sm grid cell 16, no ill-condit

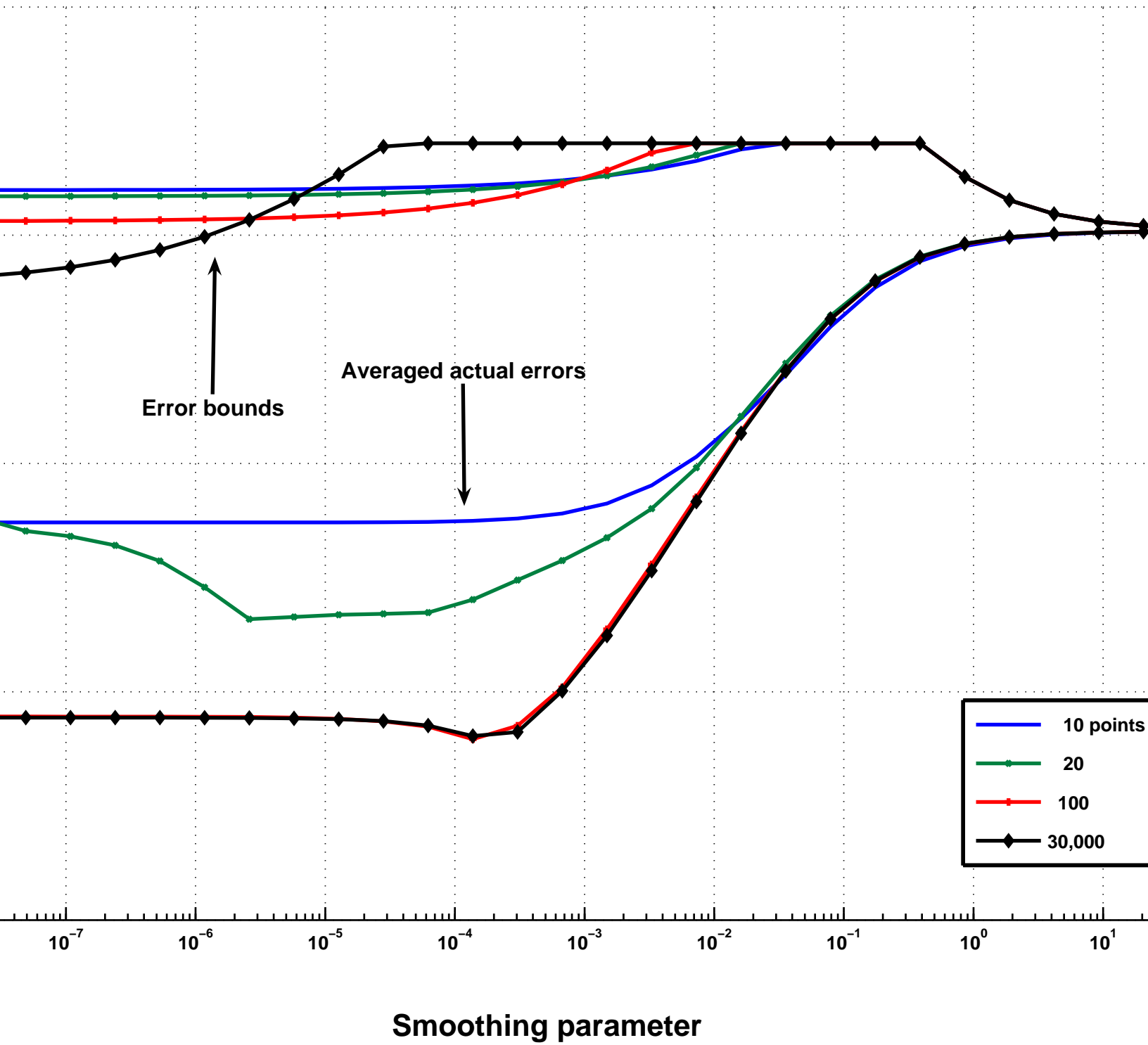


dim 1, N=1, L=2, spli scale 1, sm parm 1e-6, samp 20,
pts 2:50K, sm grid cell 16, no ill-condit

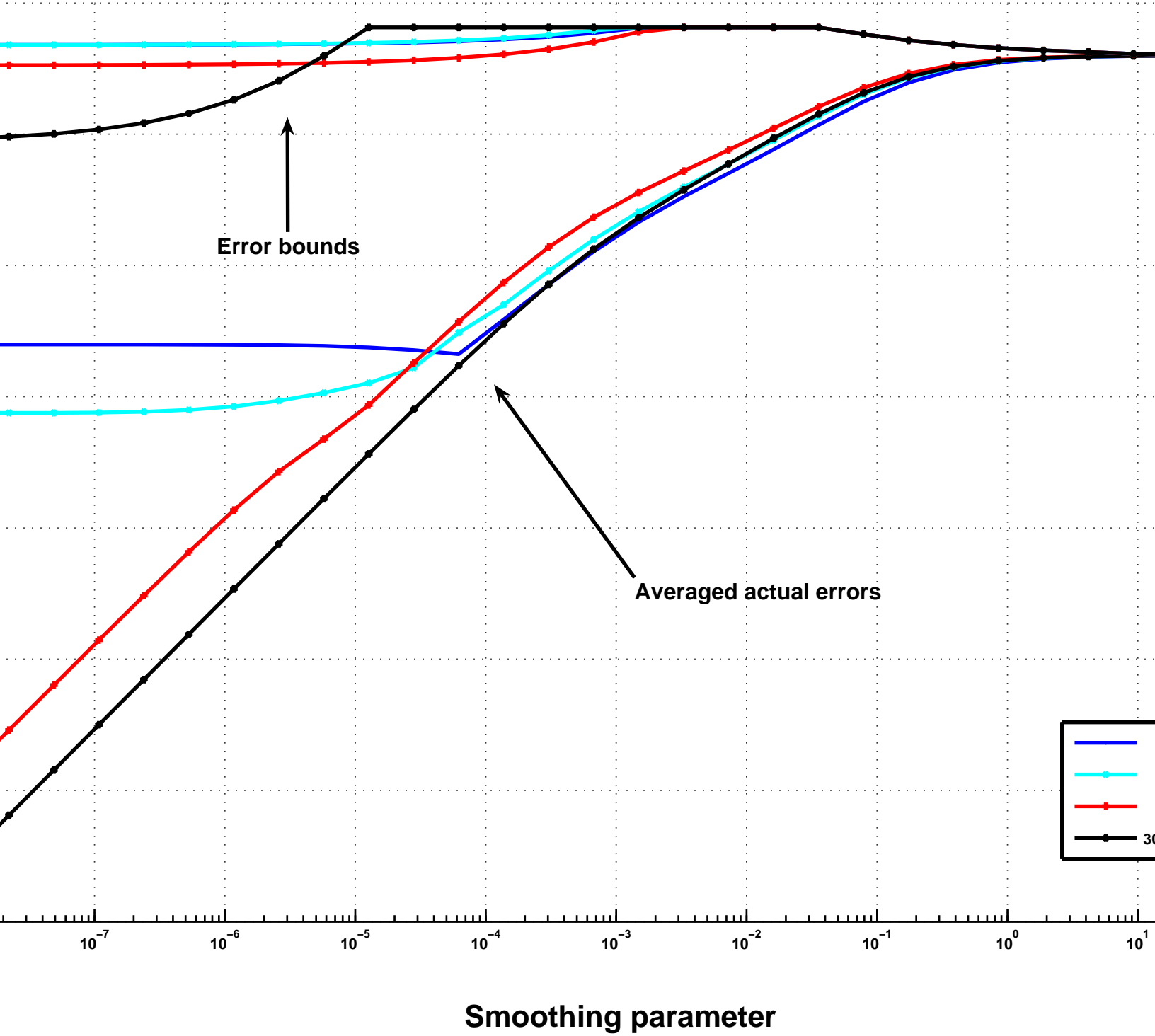


dim 1, N=2, L=2, spl scale 1/4, sm parm 1e-6, samp 20, pts 2:50K,
sm grid cell 16, no ill-condit

Approx smoother error vs Smoothing parameter for various Nos of data points

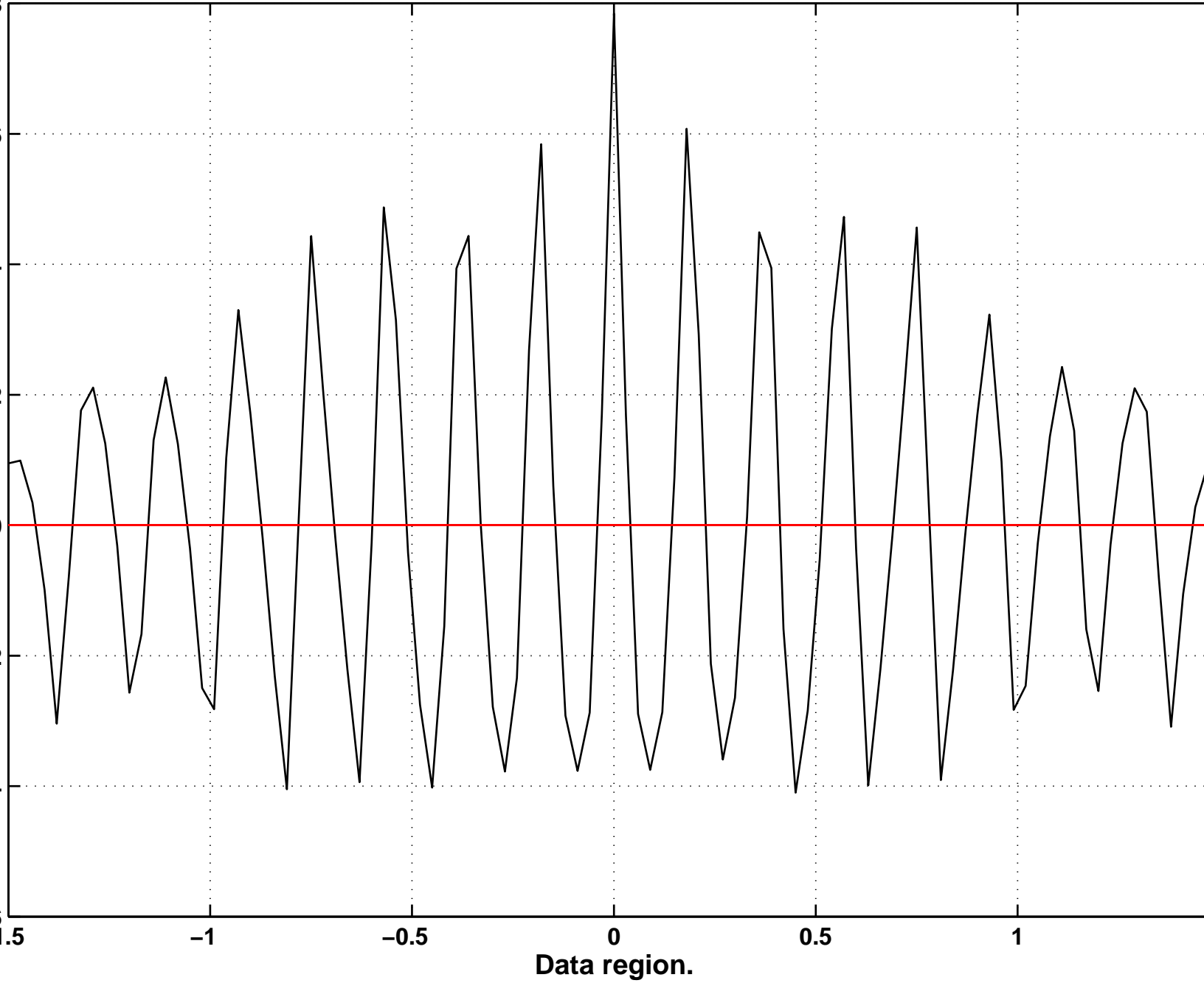


Approx Smoother error vs Smoothing parameter for various Nos of data points

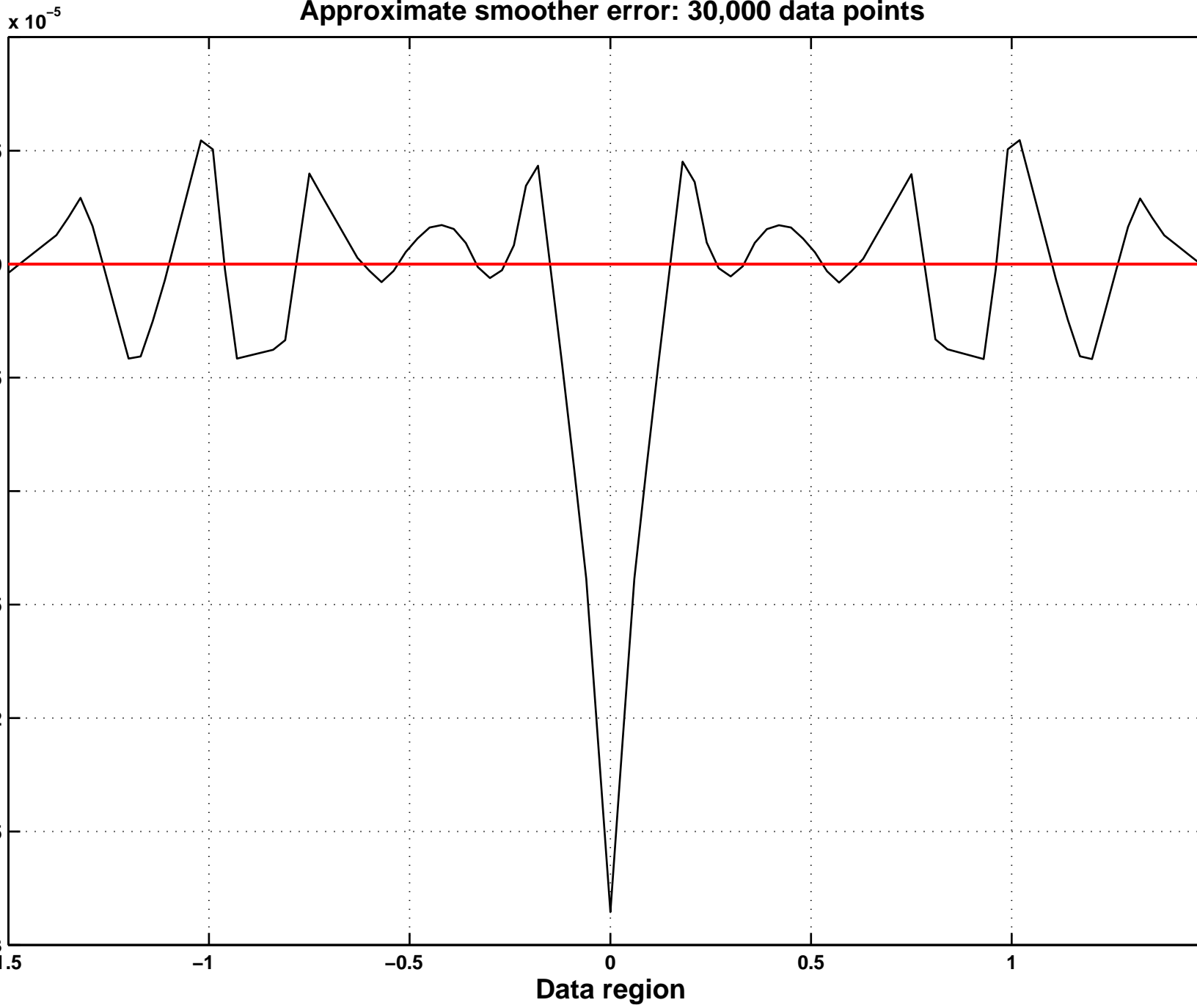


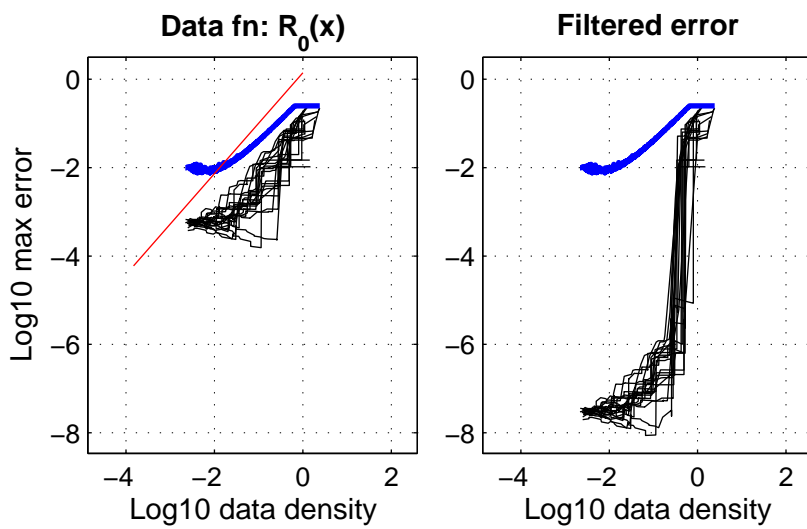
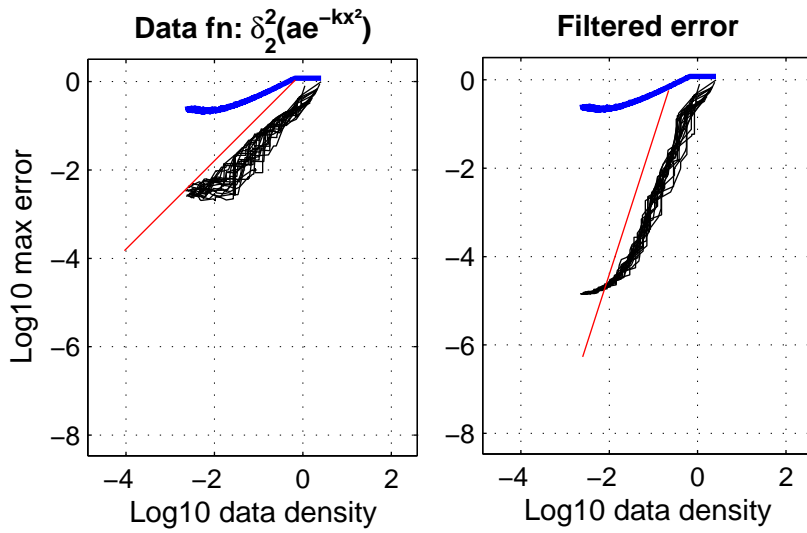
Approximate smoother error: 30,000 data points

$\times 10^{-3}$

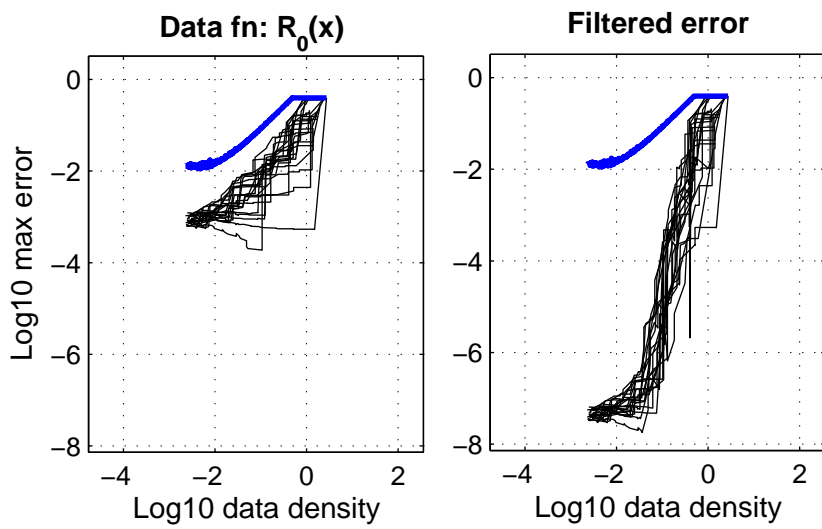
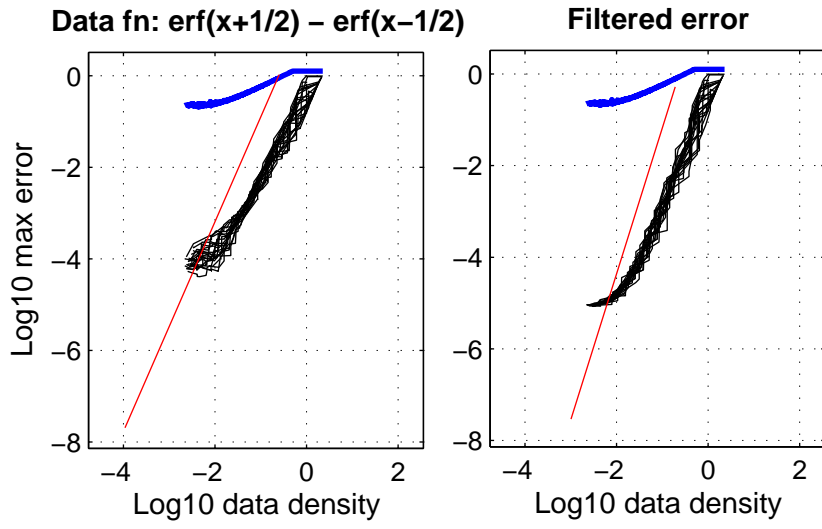


Approximate smoother error: 30,000 data points

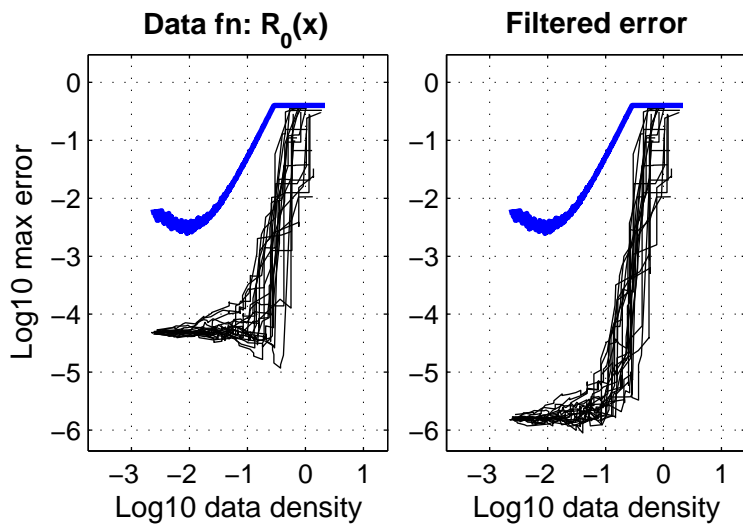
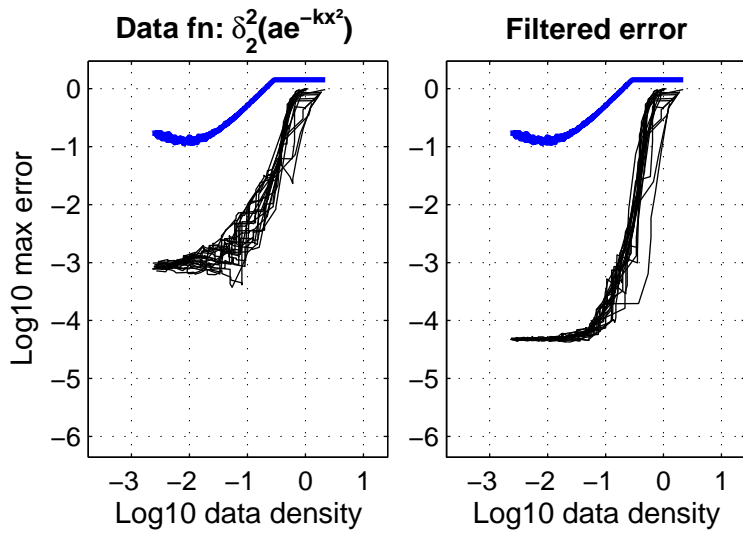




dim 1, N=1, L=2, spl scale 1, sm parm 1e-6, samp 20,
pts 2:5K, no ill-condit.

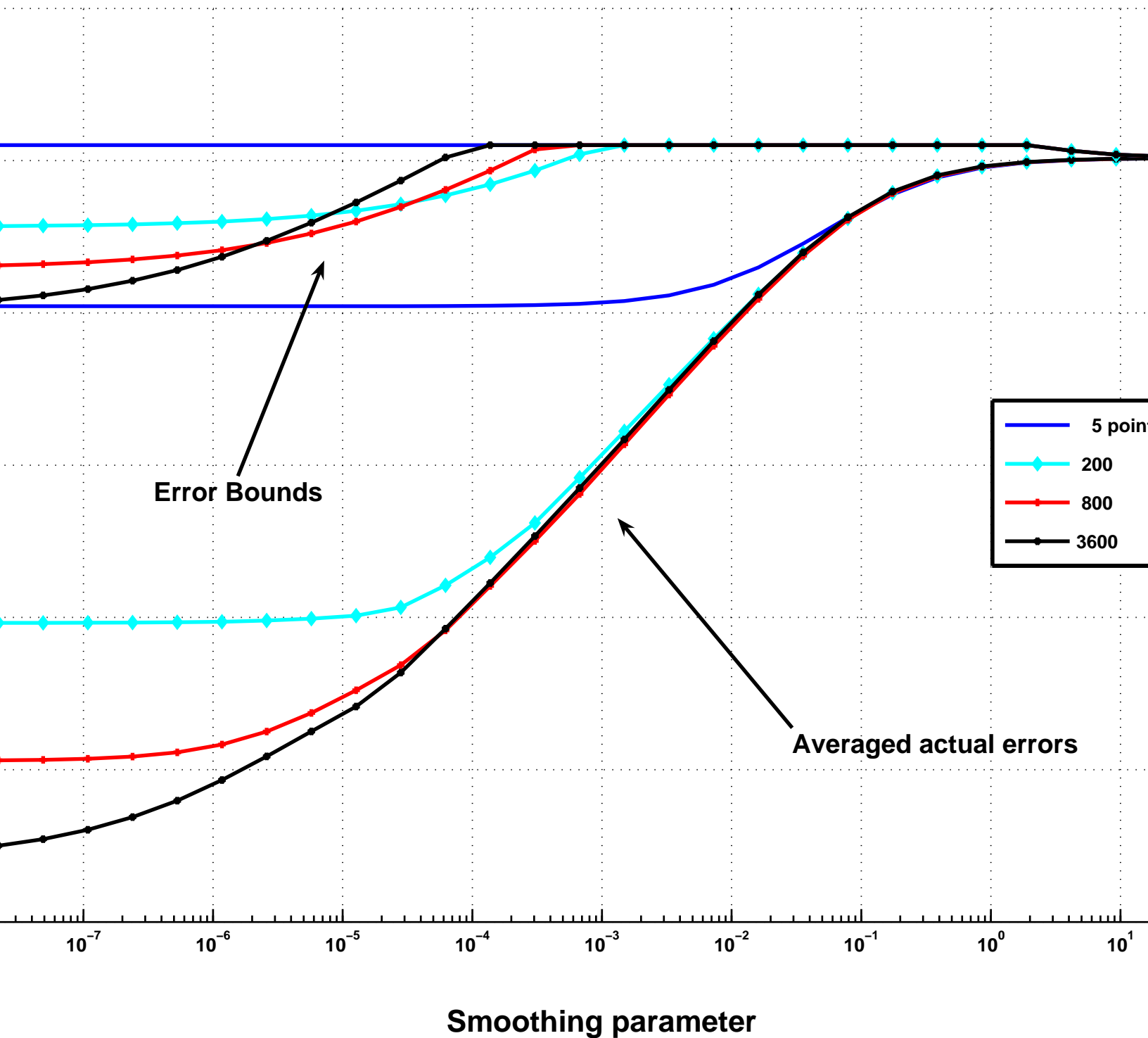


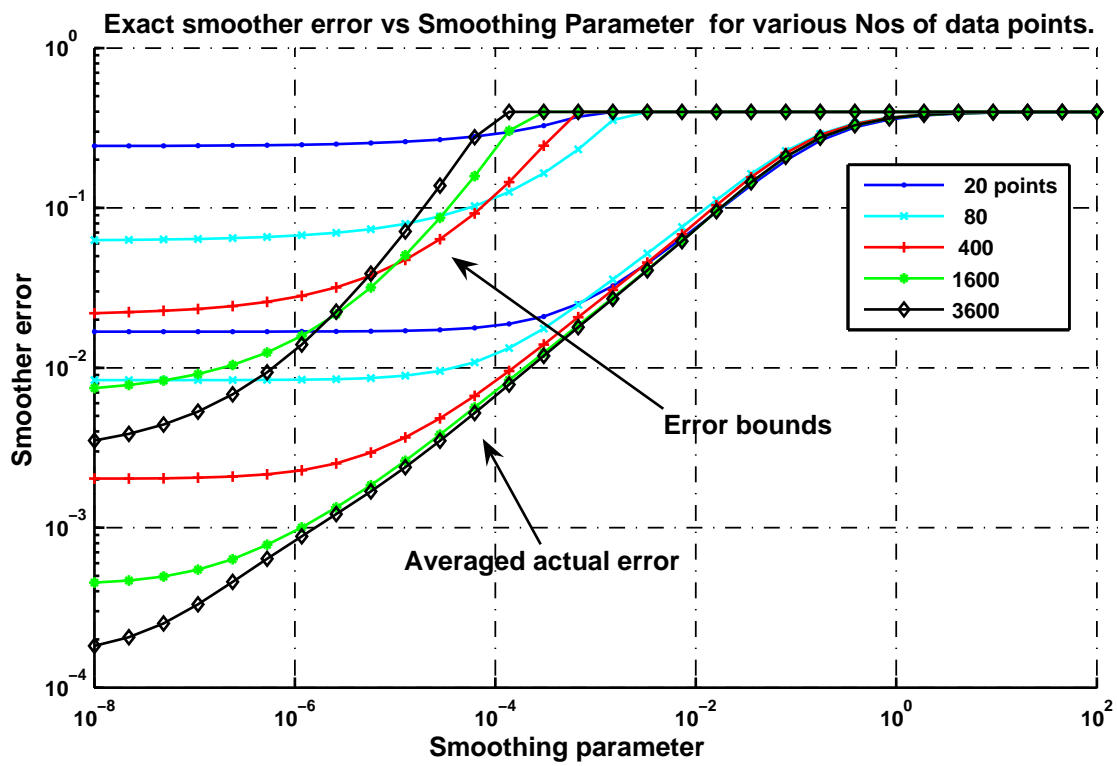
dim 1, N=1, L=1, spl scale 1/2, sm parm 1e-6, samp 20,
pts 2:5K, no ill-condit



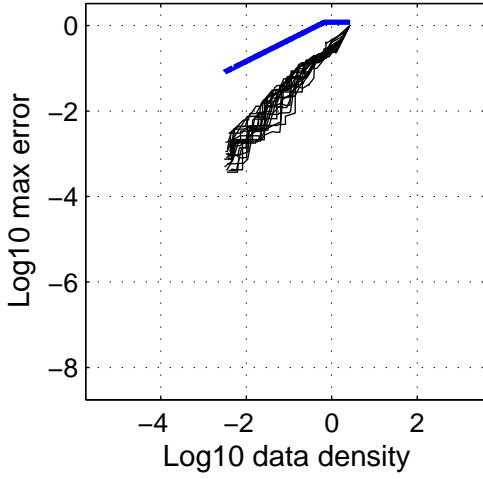
dim 1, N=2, L=2, spl scale 0.25, sm parm 1e-6, samp 20,
pts 3:5K, no ill-condit

Exact smoother error vs Smoothing parameter for various Nos of data points

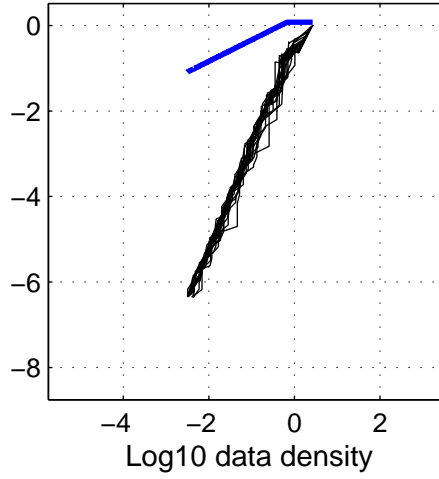




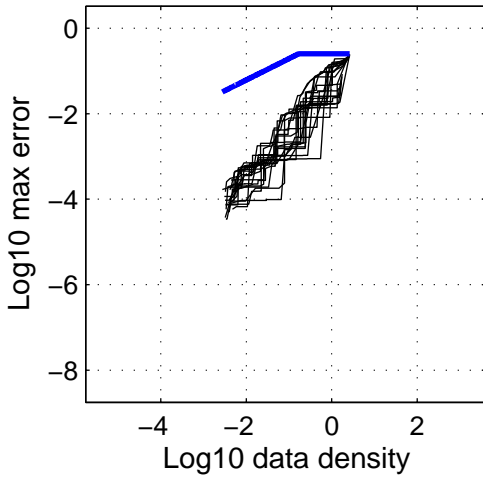
Data fn: $\delta_2^2(ae^{-kx^2})$



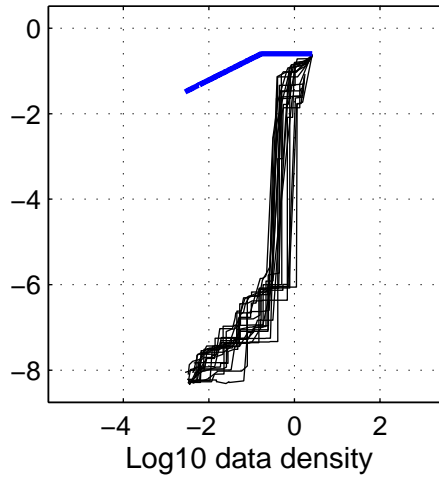
Filtered error



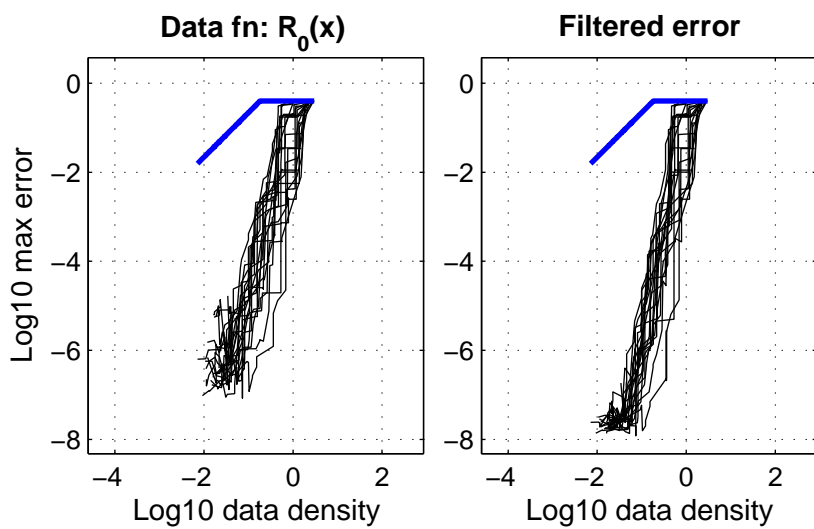
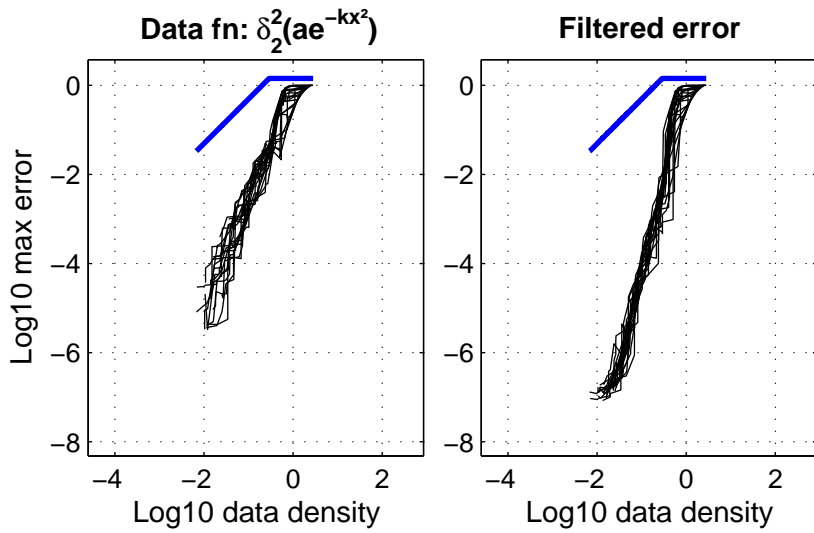
Data fn: $R_0(x)$



Filtered error

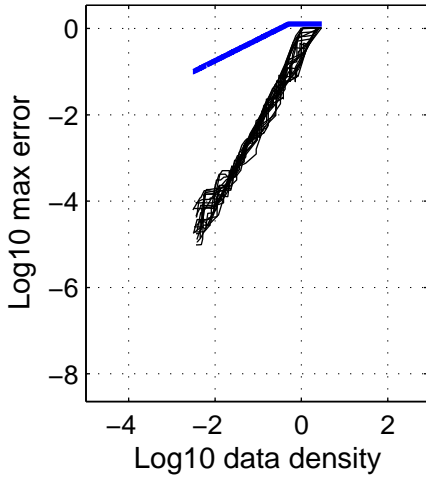


dim 1, N=1, L=2, spl scale 1, sm parm 0, samp 20, pts 1:3600,
max ill-cond err *:-2.9 , ill-cond pts ** 2976:3600

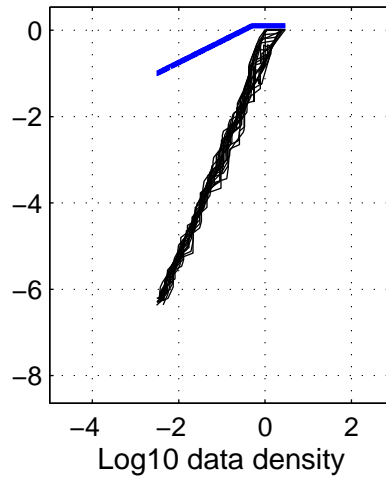


dim 1, N=2, L=2, spl scale 1/4, sm parm 0, samp 20, pts 1:1500,
max ill-cond err -3:-4.7 , ill-cond pts 230:1500 404:1500

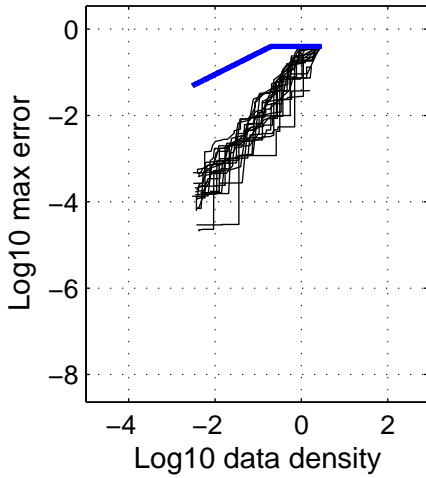
Data fn: $\text{erf}(x+1/2) - \text{erf}(x-1/2)$



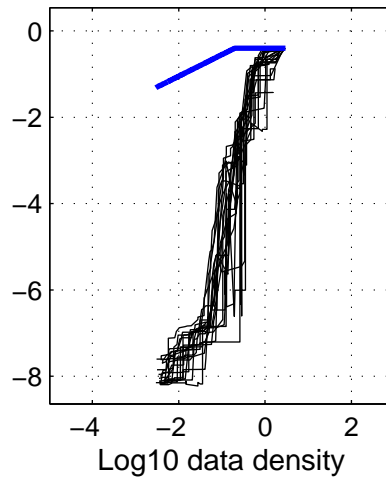
Filtered error



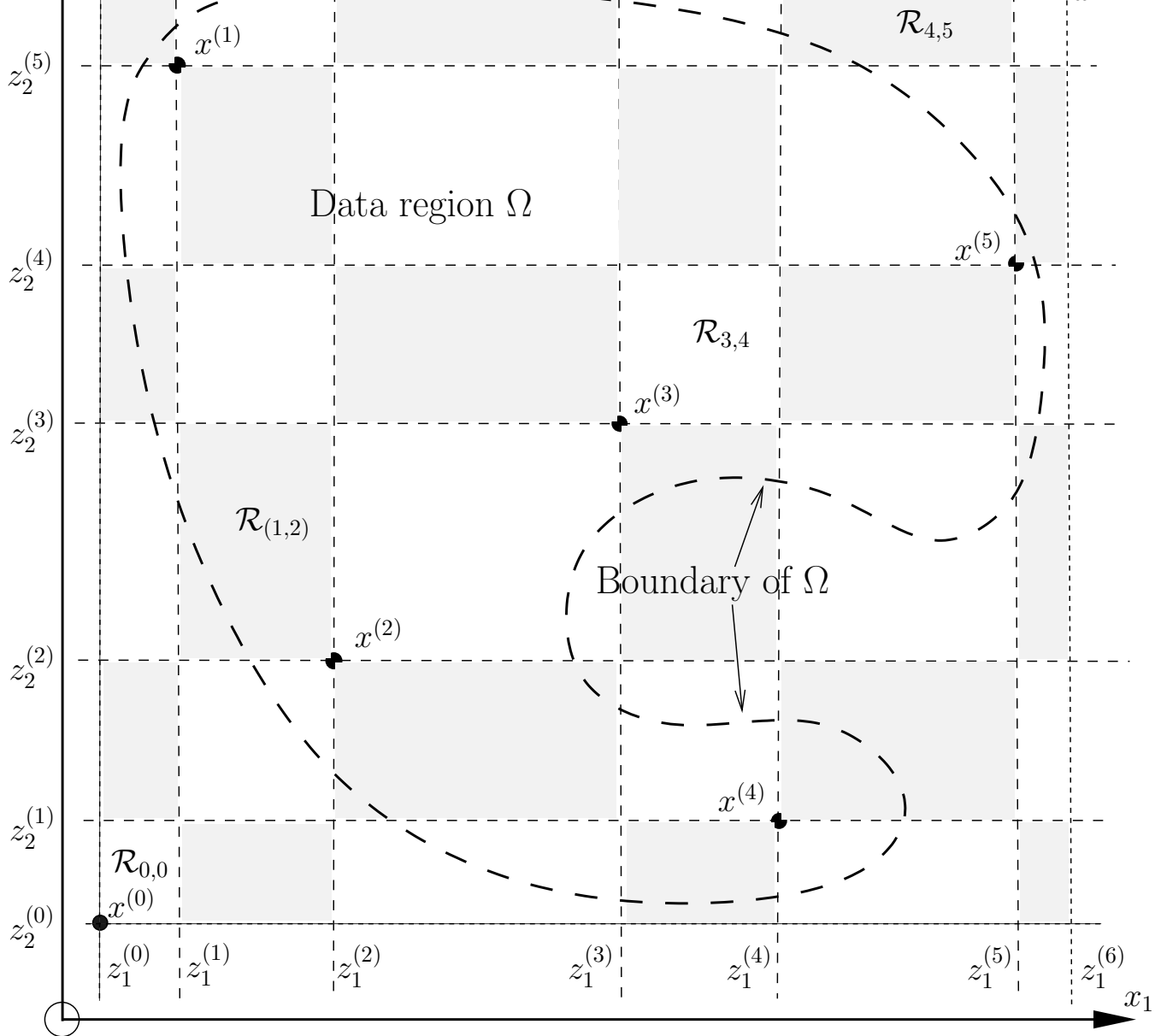
Data fn: $R_0(x)$

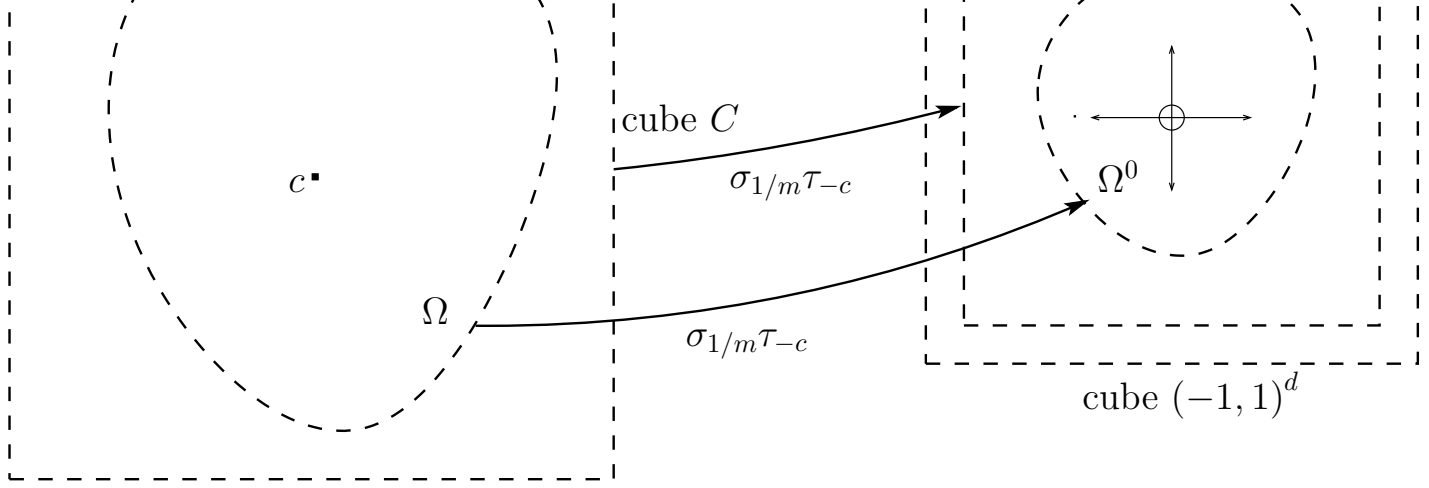


Filtered error



dim 1, N=1, L=1, spl scale 1/2, sm parm 0, samp 20, pts 1:3600,
max ill-cond err -3.9:-5, ill-cond pts 1148:2460 2460:3600

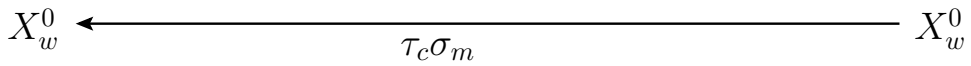




$$\begin{array}{ccc} r_\Omega \downarrow & & r_\Omega \downarrow \\ E_w & & E_n \\ X_w^0(\Omega) & \xrightarrow{\iota_\Omega} & W^{n,1}(\Omega) \end{array}$$

E (exten)

$(-1)^{ld} \binom{2l}{l}^{-d} \delta_2^{2l1} \mathcal{E}_0$
(exten)



$$\begin{array}{ccc} E & & \chi * \mathcal{E}_0 \\ \downarrow \text{(exten)} & & \downarrow \text{(exten)} \\ X_w^0 & \xleftarrow{\tau_c \sigma_\mu} & X_w^0 \end{array}$$