

Intrinsic tests for the equality
of two correlated proportions

Guido Consonni

University of Pavia

`guido.consonni@unipv.it`

Luca La Rocca

University of Modena and Reggio Emilia

`luca.larocca@unimore.it`

January 15, 2021

Abstract

Correlated proportions arise in longitudinal (panel) studies. A typical example is the “opinion swing” problem: *“Has the proportion of people favoring a politician changed after his recent speech to the nation on TV?”*. Since the same group of individuals is interviewed before and after the speech, the two proportions are correlated. A natural null hypothesis to be tested is whether the corresponding population proportions are equal. A standard Bayesian approach to this problem has already been considered in the literature, based on a

Dirichlet prior for the cell-probabilities of the underlying two-by-two table under the alternative hypothesis, together with an induced prior under the null. In lack of specific prior information, a diffuse (e.g. uniform) distribution may be used. We claim that this approach is not satisfactory, since in a testing problem one should make sure that the prior under the alternative be adequately centered around the region specified by the null, in order to obtain a fair comparison between the two hypotheses. Following an intrinsic prior methodology, we develop two strategies for the construction of a collection of objective priors increasingly peaked around the null. We provide a simple interpretation of their structure in terms of weighted imaginary sample scenarios. We illustrate our method by means of three examples, carrying out sensitivity analysis and providing comparison with existing results.

Keywords: Bayes factor; Bayesian robustness, Dirichlet prior; marginal homogeneity; matched pair; objective Bayes.

1 Introduction

Panel data are often used to investigate changes in opinion or behavior. For instance, suppose the same group of individuals is interviewed about their support for the President before and after the State of the Union Address. A natural issue is whether the speech has generated or not a net change in attitude. If the answer can only be “I support the President” or “I do not support the President”, i.e. it is binary, the problem reduces to the comparison of two proportions in the population: of those supporting the President before and after the address. We say that no net change

has occurred if the two proportions are equal. Clearly, the two sample proportions are correlated, since the same group of people is involved in the two measurements. A Multinomial model involving the four pairs of outcomes “(Support, Support)”, “(Support, Not Support)”, “(Not Support, Support)”, “(Not Support, Not Support)” is the appropriate sampling scheme to be used.

A classic frequentist test dates back to McNemar (1947). The first Bayesian analysis is attributed to Altham (1971), while more recent contributions include Broemeling & Gregurich (1996), Irony et al. (2000) and Kateri et al. (2001). In particular, the latter two papers compute the Bayes Factor (BF) for the hypothesis of no net change *versus* the alternative that a net change has occurred, starting from a “default” Dirichlet prior on the unconstrained cell-probabilities. In lack of specific prior information, a diffuse (e.g. uniform) distribution may be used. The prior distribution under the hypothesis of no net change is then induced from the Dirichlet prior. We call this a “default” BF for testing the equality of two correlated proportions, and claim that it is not satisfactory, since it might unduly favor the null hypothesis. To overcome this drawback, we keep the same prior under the null and construct a suitable intrinsic prior (Berger & Pericchi, 1996) under the alternative, using an objective approach along the lines recently described by Casella & Moreno (2006, 2007). The intrinsic prior is centered around the region where the null obtains, and the corresponding BF results in a fairer comparison between the two hypotheses. As the amount of centering is controlled by a scalar hyper-parameter, we actually have a family of prior distributions. We suggest studying BF sensitivity to prior choice within this family.

The rest of the paper is organized as follows. In Section 2 we give a new derivation of the above default BF for testing the equality of two correlated proportions; in Section 3 we discuss the concept of an intrinsic prior for testing hypotheses, and derive intrinsic priors for the problem at hand; in Section 4 we illustrate our method by means of three examples. Finally, Section 5 contains a brief discussion.

2 Default approach

We assume the data consist of n_{++} observations on a pair of binary variables, (U, V) say, each taking values in $\{0, 1\}$, with n_{++} known by design. To fix ideas, let $U = 1$ ($V = 1$) represent the opinion “I support the President”, and $U = 0$ ($V = 0$) the opinion “I do not support the President”, before (after) the State of the Union Address. A swing occurs whenever $(U = 0, V = 1)$ or $(U = 1, V = 0)$. We can arrange the four counts in a 2×2 table $n = (n_{00}, n_{01}, n_{10}, n_{11})$, where $n_{00} + n_{01} + n_{10} + n_{11} = n_{++}$. If the data are independent, conditionally on some common parameter, the statistical model for the data is quadrinomial with matrix of cell-probabilities $\pi = (\pi_{00}, \pi_{01}, \pi_{10}, \pi_{11})$, where $\pi_{00} + \pi_{01} + \pi_{10} + \pi_{11} = 1$. If no net change has occurred, the *marginal* distributions of U and V are the same, so that the problem under investigation consists in testing *marginal homogeneity* in a two-way contingency table, i.e. $\pi_{0+} = \pi_{+0}$, where subscript “+” denotes summation over the replaced suffix. In a 2×2 table, however, marginal homogeneity reduces to *symmetry*: $\pi_{01} = \pi_{10}$.

We take advantage of the following reparametrization: $\eta = \pi_{01} + \pi_{10}$, $\theta = \frac{\pi_{01}}{\pi_{01} + \pi_{10}}$ and $\gamma = \frac{\pi_{00}}{\pi_{00} + \pi_{11}}$. Notice that η is the (unconditional) probability of observing a swing,

whereas θ is the conditional probability of a swing from 0 to 1, given that a swing occurs, and γ is the conditional probability of no support for the President, given that no swing occurs. The sampling distribution of n can thus be written as

$$f(n|\eta, \theta, \gamma) = g(n_{\Delta}|\eta)h(n_{01}|n_{\Delta}, \theta)k(n_{00}|n_{\Delta}, \gamma), \quad (1)$$

writing $n_{\Delta} = n_{01} + n_{10}$ for the sum of the off-diagonal counts and letting $g(n_{\Delta}|\eta) = \text{Bin}(n_{\Delta}|n_{++}, \eta)$, $h(n_{01}|n_{\Delta}, \theta) = \text{Bin}(n_{01}|n_{\Delta}, \theta)$ and $k(n_{00}|n_{\Delta}, \gamma) = \text{Bin}(n_{00}|n_{++} - n_{\Delta}, \gamma)$, where $\text{Bin}(y|m, \psi)$ is the Binomial probability function with m trials, and probability of success ψ , evaluated at y .

With reference to the (η, θ, γ) -parametrization, the null hypothesis of no net change can be formulated as $H_0 : \theta = \frac{1}{2}$, whereas the alternative hypothesis is $H : \theta \neq \frac{1}{2}$. Notice that η and γ are nuisance parameters, and that the parameter of interest θ only appears in $h(n_{01}|n_{\Delta}, \theta)$, the conditional distribution of n_{01} given n_{Δ} . Accordingly, Irony et al. (2000) base their analysis exclusively on the partial sampling model $h(n_{01}|n_{\Delta}, \theta)$. This is also true for the classical test by McNemar (1947), which only makes use of the off-diagonal individual swing-counts (n_{01}, n_{10}) , and for Altham (1971), who performs Bayesian inference on the difference $\pi_{01} - \pi_{10}$. However, this issue is controversial, as some Authors suggest that the whole sample size n_{++} should also be taken into consideration; see for instance Agresti (2002, p. 442). Therefore, in the following, we consider the full sampling model (1). Eventually, neither $g(n_{\Delta}|\eta)$ nor $k(n_{00}|n_{\Delta}, \gamma)$ will play a role in the default approach, but $g(n_{\Delta}|\eta)$ will do in the intrinsic approach. We shall return to this issue later on in the paper, when considering the specification of an intrinsic prior, and in the Discussion.

As in previous Bayesian analyses of this problem, we assign a Dirichlet prior on the matrix of cell-probabilities π . We do this for convenience, and to ease comparisons with existing results. In this way, we shall obtain a default BF for testing the equality of two correlated proportions. Later on, however, we shall significantly depart from previous works on this topic, because the prior under the alternative hypothesis will be suitably adjusted to the testing problem under consideration. Next lemma shows that the resulting prior on (η, θ, γ) is a product of independent beta distributions, shedding light on the implications of choosing a Dirichlet prior for π .

Lemma 2.1 *Let $\pi \sim \text{Dir}(a)$, where $a = (a_{00}, a_{01}, a_{10}, a_{11})$ is a two-by-two matrix of (strictly) positive values. Then: i) $\eta \sim \text{Beta}(a_{01} + a_{10}, a_{00} + a_{11})$; ii) $\theta \sim \text{Beta}(a_{01}, a_{10})$; iii) $\gamma \sim \text{Beta}(a_{00}, a_{11})$; iv) η, θ and γ are mutually independent.*

Proof. Substitute $\pi_{00} = \gamma(1 - \eta)$, $\pi_{01} = \theta\eta$ and $\pi_{10} = (1 - \theta)\eta$ in the Dirichlet density of $(\pi_{00}, \pi_{01}, \pi_{10})$, and multiply by Jacobian $\eta(1 - \eta)$ to get the density of (η, θ, γ) . \square

Recall that the BF of H versus H_0 , or more briefly in favor of H , having observed n , is given by $BF_{H,H_0}(n) = \frac{m_H(n)}{m_{H_0}(n)}$, where $m_H(n)$ and $m_{H_0}(n)$ are the marginal probabilities of n under H and H_0 , respectively. More specifically, we have $m_H(n) = \iiint f(n|\eta, \theta, \gamma)p_H(\eta, \theta, \gamma) d\eta d\theta d\gamma$ and $m_{H_0}(n) = \iint f(n|\eta, \theta = 1/2, \gamma)p_{H_0}(\eta, \gamma) d\eta d\gamma$, where $p_H(\eta, \theta, \gamma)$ is given by Lemma 2.1 and $p_{H_0}(\eta, \gamma)$ has yet to be specified. If we derive it from $p_H(\eta, \theta, \gamma)$ as i) the marginal $p_H(\eta, \gamma)$ or ii) the conditional $p_H(\eta, \gamma|\theta = 1/2)$ we obtain the same result: a product of two independent beta densities. Using this induced prior on H_0 , the following lemma produces a default BF *against* the equality of two correlated proportions.

Lemma 2.2 *If $\pi \sim \text{Dir}(a)$, then a default BF in favor of H is given by*

$$BF_{H,H_0}(n) = \frac{2^{n_\Delta} B(a_{01} + n_{01}, a_{10} + n_{10})}{B(a_{01}, a_{10})}, \quad (2)$$

where $B(a, b) = \int_0^1 t^{a-1} (1-t)^{b-1} dt$, $a > 0$, $b > 0$, is the Beta special function.

Proof. Since the prior density of (η, γ) under H_0 corresponds to $p_H(\eta, \gamma | \theta = 1/2)$, the Savage density ratio applies; see e.g. O'Hagan & Forster (2004, Sec. 7.16). This gives $BF_{H,H_0}(n) = \frac{p_H(\theta=1/2)}{p_H(\theta=1/2|n)}$, where $p_H(\theta|n)$ is the posterior density of θ . Now, from ii) of Lemma 2.1, the prior of θ is $\text{Beta}(a_{01}, a_{10})$, whence $p_H(\theta = 1/2) = \frac{1}{B(a_{01}, a_{10})} \left(\frac{1}{2}\right)^{a_{01}+a_{10}}$; on the other hand, using (1) and the independence of η , θ and γ , the posterior density of θ is easily seen to be $\text{Beta}(a_{01} + n_{01}, a_{10} + n_{10})$. The result follows. \square

Lemma 2.2 is also derived in Kateri et al. (2001), by direct computation of $m_H(n)$ and $m_{H_0}(n)$, and in Irony et al. (2000), using the conditional model $h(n_{01}|n_\Delta, \theta)$ in (1).

3 Intrinsic approach

3.1 General

The BF is notoriously sensitive to prior specifications. This suggests that the choice of prior distributions should be especially thoughtful. In particular, we would like to consider one specific aspect of prior specification which is often overlooked. When testing H_0 versus H , the H_0 hypothesis must have some reasonable grounds, otherwise we would not have considered it in the first place. Assuming that H_0 is nested in H , this suggests that the prior under H should be centered around the region in which H_0 obtains. Otherwise, when data are just in reasonable accord with H_0 , the prior

under H is simply “wasting away” prior probability mass in regions that are too unlikely to be supported, and H_0 would be unduly favored. This aspect is strictly related to the Jeffreys-Lindley’s paradox; see Robert (2001, p. 234). Notice that centering the prior under H around values consistent with H_0 does not lend support to H_0 , but rather to H : a point which is often overlooked in Bayesian applications. The previous considerations are lucidly spelled out in Casella & Moreno (2007); see also Casella & Moreno (2006). We now briefly review their approach, showing some basic facts about intrinsic priors and the associated BFs.

Let y be the actual data, and denote with x a corresponding set of “imaginary” data. We shall assume, for simplicity of exposition, that the data are discrete, as in the problem that motivates our paper. Let the sampling distribution of y be $f_H(y|\lambda_H)$, under H , and $f_{H_0}(y|\lambda_{H_0})$, under H_0 . Let the priors under both models be given, and denote them with $p_H(\lambda_H)$ and $p_{H_0}(\lambda_{H_0})$, respectively. We shall not insist on the nature of these priors, although they will typically be standard “estimation-based” priors. In this paper, we shall restrict our attention to proper priors; see Moreno et al. (1998) for an intrinsic limiting procedure dealing with improper priors. Finally, let $m_H(x) = \int f_H(x|\lambda_H)p_H(\lambda_H)d\lambda_H$ and $m_{H_0}(x) = \int f_{H_0}(x|\lambda_{H_0})p_{H_0}(\lambda_{H_0})d\lambda_{H_0}$ be the marginal probabilities of the imaginary data x under H and H_0 , respectively.

Definition 3.1 *The intrinsic prior for λ_H conditionally on H_0 is given by*

$$p_H^I(\lambda_H|H_0) = p_H(\lambda_H)E_{\lambda_H} \left[\frac{m_{H_0}(x)}{m_H(x)} \right] = p_H(\lambda_H)E_{\lambda_H} [BF_{H,H_0}(x)^{-1}],$$

where $BF_{H,H_0}(x)$ is the BF of H versus H_0 having observed the imaginary data x , and the expectation is taken with respect to the sampling distribution $f_H(x|\lambda_H)$.

Proposition 3.1 *If p_H and p_{H_0} are proper, the intrinsic prior p_H^I is also proper.*

Proof. Interchanging the sum over x and the integral with respect to λ_H , we find

$$\int p_H^I(\lambda_H|H_0)d\lambda_H = \sum_x \frac{m_{H_0}(x)}{m_H(x)} \int f_{\lambda_H}(x|\lambda_H)p_H(\lambda_H)d\lambda_H = 1.$$

□

Proposition 3.2 *The intrinsic prior is equivariant to reparametrization: if $\lambda_H \mapsto \psi_H$, then $p_H^{I,\psi_H}(\psi_H|H_0) = p_H^{I,\lambda_H}(\lambda_H(\psi_H)|H_0) \times |J_{\lambda_H}(\psi_H)|$, where $J_{\lambda_H}(\psi_H)$ is the Jacobian.*

Proof. Expressing the sampling distribution of y in terms of λ_H , we find

$$p_H^{I,\psi_H}(\psi_H|H_0) = E_{\lambda_H(\psi_H)} \left[\frac{m_{H_0}(x)}{m_H(x)} \right] p_H^{\lambda_H}(\lambda_H(\psi_H)) \times |J_{\lambda_H}(\psi_H)|$$

and the thesis follows. □

The two propositions above show that Definition 3.1 is well-posed. Note, however, that the intrinsic prior depends on the sampling distribution of x , and in particular on its sample size (prior sample size). As for the interpretation of Definition 3.1, the following proposition is enlightening.

Proposition 3.3 *The intrinsic prior is a mixture of imaginary posteriors:*

$$p_H^I(\lambda_H|H_0) = \sum_x p_H(\lambda_H|x)m_{H_0}(x). \quad (3)$$

Proof. By direct computation, we find

$$p_H^I(\lambda_H|H_0) = p_H(\lambda_H) E_{\lambda_H} \left[\frac{m_{H_0}(x)}{m_H(x)} \right] = \sum_x \frac{m_{H_0}(x)}{m_H(x)} p_H(\lambda_H) f_H(x|\lambda_H)$$

and (3) follows. □

Proposition 3.3 shows that the intrinsic prior will be more dominated by posteriors corresponding to imaginary realizations that are more supported under H_0 , and this explains why it will be more concentrated around values consistent with H_0 than the original prior $p_H(\lambda_H)$. The extent of this concentration will depend both on the structure of $p_H(\lambda_H)$ and on prior sample size. Notice that $p_H^I(\lambda_H|H_0)$ is an example of *expected posterior prior* (with base model H_0) as defined by Perez & Berger (2002). As a consequence of Proposition 3.3, intrinsic prior BF's will also be mixtures of conditional BF's, over all possible configurations of the imaginary data x , with weights given by the marginal distribution of x under H_0 .

Definition 3.2 For data y , the intrinsic prior BF in favor of H is given by

$$BF_{H,H_0}^I(y) = \frac{m_H^I(y)}{m_{H_0}(y)}, \quad (4)$$

where $m_H^I(y) = \int f_H(y|\lambda_H)p_H^I(\lambda_H|H_0)$ is the intrinsic marginal probability of y .

Proposition 3.4 For data y , the intrinsic prior BF in favor of H is given by

$$BF_{H,H_0}^I(y) = \sum_x BF_{H,H_0}(y|x)m_{H_0}(x),$$

$$\text{where } BF_{H,H_0}(y|x) = \frac{\int f_H(y|\lambda_H)p_H(\lambda_H|x)d\lambda_H}{m_{H_0}(y)} = \frac{m_H(y|x)}{m_{H_0}(y)}.$$

Proof. Substituting (3) in (4), then interchanging the sum and the integral, we obtain

$$\begin{aligned} BF_{H,H_0}^I(y) &= \frac{1}{m_{H_0}(y)} \int f_H(y|\lambda_H) \sum_x p_H(\lambda_H|x)m_{H_0}(x)d\lambda_H \\ &= \sum_x m_{H_0}(x) \frac{\int f_H(y|\lambda_H)p_H(\lambda_H|x)d\lambda_H}{m_{H_0}(y)} \end{aligned}$$

and the thesis follows. □

3.2 Conditionally-Intrinsic Prior and Test

The default BF of Lemma 2.2 for testing the equality of two correlated proportions was obtained in the full sampling model (1), although it can also be derived using the conditional model $h(n_{01}|n_{\Delta}, \theta)$. The following argument provides a Bayesian justification for basing inference solely on the conditional model.

Since η and γ are nuisance parameters in the testing problem under consideration, a natural suggestion is first to integrate them out, thus obtaining an “integrated model” which only depends on the parameter of interest θ , then to proceed with the testing problem. Consider first the alternative hypothesis H . Using (1) and the independence of η , θ and γ , we immediately obtain that the integrated model under H is given by

$$f_H^*(n|\theta) = m_H(n_{\Delta})m_H(n_{00}|n_{\Delta})h(n_{01}|n_{\Delta}, \theta), \quad (5)$$

where $m_H(n_{\Delta}) = \int g(n_{\Delta}|\eta)p_H(\eta)d\eta$ and $m_H(n_{00}|n_{\Delta}) = \int k(n_{00}|n_{\Delta}, \gamma)p_H(\gamma)d\gamma$. Consider next the null hypothesis H_0 , whose sampling model is obtained from (1) by setting $\theta = 1/2$. To integrate out η and γ we need a prior $p_{H_0}(\eta, \gamma)$. Since they are nuisance parameters, one possible argument is that this prior should be the same as that under H ; see e.g. O’Hagan & Forster (2004, Sects. 11.29-11.33) in a different context. In other words $p_{H_0}(\eta, \gamma)$ should be obtained from $p_H(\eta, \theta, \gamma)$ by *marginalization*. Alternatively, one could think of obtaining $p_{H_0}(\eta, \gamma)$ by *conditioning*, i.e. $p_{H_0}(\eta, \gamma) = p_H(\eta, \gamma|\theta = 1/2)$. In either case we obtain the same result, because of the independence of η , θ and γ , so that the integrated model under H_0 is

$$f_{H_0}^*(n) = m_H(n_{\Delta})m_H(n_{00}|n_{\Delta})h(n_{01}|\theta = 1/2, n_{\Delta}),$$

where $m_H(n_\Delta)$ and $m_H(n_{00}|n_\Delta)$ are the same as in (5). From the integrated models $f_H^*(n|\theta)$ and $f_{H_0}^*(n)$ one can now compute the BF, by taking the ratio $\frac{\int f_H^*(n|\theta)p_H(\theta)d\theta}{f_{H_0}^*(n)}$. We obtain $\frac{\int h(n_{01}|n_\Delta,\theta)p_H(\theta)d\theta}{h(n_{01}|n_\Delta,\theta=1/2)}$, as factors $m_H(n_\Delta)$ and $m_H(n_{00}|n_\Delta)$ clearly cancel out. This is the default BF based on the *conditional* sampling model $h(n_{01}|n_\Delta, \theta)$. Hence, provided we are willing to take the same marginal prior for (η, γ) under H and H_0 , we can forget about $g(n_\Delta|\eta)$ and $k(n_{00}|n_\Delta, \gamma)$ in (1).

In the following of this subsection, we apply the intrinsic prior methodology based on the conditional sampling model $h(n_{01}|n_\Delta, \theta)$: the resulting prior will be called “Conditionally-Intrinsic” (CI). Both its density and the corresponding BF will be labeled with a superscript “CI”; moreover, for the sake of clarity, other intermediate quantities will have the superscript “Co” to remind the reader that they all refer to the above Conditional model. The general notation of Subsection 3.1 will be reserved for the next subsection, wherein the full sampling model (1) will be employed. Note that, within the CI-procedure, the imaginary data x are represented by (x_{01}, x_Δ) , where $x_\Delta = x_{01} + x_{10}$, or equivalently by (x_{01}, x_{10}) .

We start by defining the CI-prior, which is given by

$$p_H^{CI}(\theta|H_0) = p_H(\theta)E_\theta [BF_{H,H_0}^{Co}(x)]^{-1},$$

where $BF_{H,H_0}^{Co}(x) = \frac{\int h(x_{01}|x_\Delta,\theta)p_H(\theta)d\theta}{h(x_{01}|x_\Delta,\theta=1/2)}$.

Proposition 3.5 *The CI-prior for θ conditionally on H_0 is given by*

$$p_H^{CI}(\theta|H_0) = \sum_{x_{01}=0}^{x_\Delta} \binom{x_\Delta}{x_{01}} \left(\frac{1}{2}\right)^{x_\Delta} \text{Beta}(\theta|a_{01} + x_{01}, a_\Delta - a_{01} + x_\Delta - x_{01}),$$

where $\text{Beta}(\theta|A, B)$ is the Beta density with parameters A and B , evaluated at θ .

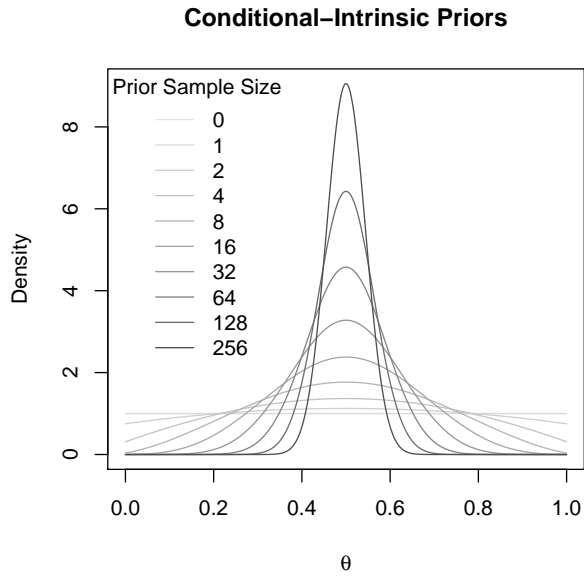


Figure 1: Conditional-intrinsic prior densities, for ten different prior sample sizes, starting from a uniform distribution on the cell-probabilities.

Proof. The general structure of the intrinsic prior is given in (3). It is immediate to check that $p_H^{Co}(\theta|x)$ is actually $\text{Beta}(\theta|a_{01} + x_{01}, a_{\Delta} - a_{01} + x_{\Delta} - x_{01})$. On the other hand, it holds that $m_{H_0}^{Co}(x) = h(x_{01}|x_{\Delta}, \theta = 1/2) = \binom{x_{\Delta}}{x_{01}} \left(\frac{1}{2}\right)^{x_{\Delta}}$. \square

Proposition 3.5 shows that the CI-prior for θ is a finite mixture of Beta distributions with $x_{\Delta} + 1$ components, where x_{Δ} is the prior swing count. Figure 1 plots the CI-prior for θ , starting from a uniform distribution on π , for ten different prior sample sizes (values of x_{Δ}). We include the zero sample size, which gives back the uniform default prior for θ . Notice how the CI-prior gets more and more peaked around the null value $\theta = 1/2$, as prior sample size grows.

We now turn to the derivation of the CI-prior BF, namely

$$BF_{H,H_0}^{CI}(n) = \frac{m_H^{CI}(n)}{m_{H_0}^{Co}(n)},$$

where $m_{H_0}^{Co}(n) = h(n_{01}|n_\Delta, \theta = 1/2)$ and $m_H^{CI}(n) = \int h(n_{01}|n_\Delta, \theta) p_H^{CI}(\theta|H_0) d\theta$.

Proposition 3.6 *The CI-prior BF in favor of H is given by*

$$BF_{H,H_0}^{CI}(n) = \sum_{x_{01}=0}^{x_\Delta} \binom{x_\Delta}{x_{01}} \left(\frac{1}{2}\right)^{x_\Delta} BF_{H,H_0}^{Co}(n|x)$$

where $BF_{H,H_0}^{Co}(n|x) = 2^{n_\Delta} \frac{B(a_{01}+x_{01}+n_{01}, a_\Delta - a_{01} + x_\Delta - x_{01} + n_\Delta - n_{01})}{B(a_{01}+x_{01}, a_\Delta - a_{01} + x_\Delta - x_{01})}$.

Proof. From Proposition 3.4 we immediately derive that the CI-prior BF is a mixture of conditional BFs. The weights of the mixture are exactly those of Proposition 3.5.

On the other hand $BF_{H,H_0}^{Co}(n|x) = \frac{\int h(n_{01}|n_\Delta, \theta) p_H^{Co}(\theta|x) d\theta}{h(n_{01}|n_\Delta, \theta=1/2)}$, with $p_H(\theta|x)$ a Beta($\theta; a_{01} + x_{01}, a_\Delta - a_{01} + x_\Delta - x_{01}$) distribution. Standard calculations lead to the result. \square

3.3 Intrinsic Prior and Test

In this subsection we work in the full sampling model (1), involving all three parameters η , θ and γ , and derive the corresponding intrinsic prior. This is defined as

$$p_H^I(\eta, \theta, \gamma|H_0) = p_H(\eta, \theta, \gamma) E_{\eta, \theta, \gamma} [BF_{H,H_0}(x)^{-1}],$$

according to Definition 3.1, where $BF_{H,H_0}(x)$ is given by (2) with x in place of n . Since η , θ and γ are independent, and $BF_{H,H_0}(x)$ does not depend on x_{00} , it turns out that $p_H^I(\eta, \theta, \gamma|H_0) = p_H(\gamma) p_H^I(\eta, \theta|H_0)$, where $p_H^I(\eta, \theta|H_0) = p_H(\eta, \theta) E_{\eta, \theta} [BF_{H,H_0}(x)^{-1}]$.

In other words, under the I-prior γ is still independent of (η, θ) , and its marginal is unchanged. As a consequence, parameter γ and data x_{00} play no role and can be

disregarded. In the following we shall focus our attention on parameters η and θ , and imaginary data x will be represented by the triple (x_{01}, x_{10}, x_{++}) , or equivalently by $(x_{01}, x_{\Delta}, x_{++})$, where x_{++} is the prior sample size.

Proposition 3.7 *The intrinsic prior for (η, θ) conditionally on H_0 is given by*

$$\begin{aligned} p_H^I(\eta, \theta|H_0) &= \sum_{x_{01}=0}^{x_{++}} \sum_{x_{\Delta}=x_{01}}^{x_{++}} \text{Beta}(\eta|a_{\Delta} + x_{\Delta}, a_{++} - a_{\Delta} + x_{++} - x_{\Delta}) \\ &\times \text{Beta}(\theta|a_{01} + x_{01}, a_{\Delta} - a_{01} + x_{\Delta} - x_{01}) \\ &\times \binom{x_{\Delta}}{x_{01}} \left(\frac{1}{2}\right)^{x_{\Delta}} \binom{x_{++}}{x_{\Delta}} \frac{B(a_{\Delta} + x_{\Delta}, a_{++} - a_{\Delta} + x_{++} - x_{\Delta})}{B(a_{\Delta}, a_{++} - a_{\Delta})}. \end{aligned}$$

Proof. From (3) we know that $p_H^I(\eta, \theta|H_0) = \sum_x p_H(\eta, \theta|x) m_{H_0}(x)$. Recalling (1) and the distributional results of Lemma 2.1, the expression for $p_H(\eta, \theta|x)$ is easily seen to be $p_H(\eta, \theta|x) = \text{Beta}(\eta|a_{\Delta} + x_{\Delta}, a_{++} - a_{\Delta} + x_{++} - x_{\Delta}) \times \text{Beta}(\theta|a_{01} + x_{01}, a_{\Delta} - a_{01} + x_{\Delta} - x_{01})$ so that, conditionally on x , η and θ are independent. On the other hand, the weight $m_{H_0}(x)$ is given by

$$\begin{aligned} m_{H_0}(x) &= \int g(x_{\Delta}|\eta) h(x_{01}|x_{\Delta}, \theta = 1/2) p_{H_0}(\eta) d\eta \\ &= \binom{x_{\Delta}}{x_{01}} \left(\frac{1}{2}\right)^{x_{\Delta}} \int \binom{x_{++}}{x_{\Delta}} \eta^{x_{\Delta}} (1 - \eta)^{x_{++} - x_{\Delta}} \text{Beta}(\eta|a_{\Delta}, a_{++} - a_{\Delta}) d\eta \\ &= \binom{x_{\Delta}}{x_{01}} \left(\frac{1}{2}\right)^{x_{\Delta}} \binom{x_{++}}{x_{\Delta}} \frac{B(a_{\Delta} + x_{\Delta}, a_{++} - a_{\Delta} + x_{++} - x_{\Delta})}{B(a_{\Delta}, a_{++} - a_{\Delta})}. \end{aligned}$$

and the thesis follows. \square

Notice that the prior $p_{H_0}(\eta)$ is set equal to $p_H(\eta)$, i.e. the marginal prior for η under H , in agreement with the choice that was made in Subsection 3.2. In this way we shall be able to make more sensible comparisons with the CI-procedure.

Figure 2 presents the default distribution of (η, θ) corresponding to the uniform distribution of π , together with two I-priors having different prior sample sizes, namely

$x_{++} = 10$ and $x_{++} = 50$, to show the increasing concentration of the joint distribution around the $\theta = 1/2$ line. An interesting feature is represented by the “pear”-shaped contour lines depicted in the bottom-right panel: they are all symmetric around the line $\theta = 1/2$, and they pile up around it as the prior sample size increases, but the piling is not uniform with respect to η . More precisely, the range of credible values for θ (effective support) becomes smaller as the value of η increases. This shows a dependence structure of the two parameters under the I-prior, in contrast with the independence between η and θ under the default prior. Figure 3 makes this point explicit by plotting the contour lines of the joint distribution of (η, θ) under the I-prior, based on $x_{++} = 20$ prior observations, and those (represented by ellipsoids) of a prior having the same marginal distributions, but embodying independence of the two parameters.

Recall that in the CI-approach parameter η was integrated out at the very beginning, using the same prior under H and H_0 , since η is a nuisance parameter. One could argue that the intrinsic approach should implicitly recognize that η is a nuisance parameter. In particular, centering the marginal prior for η around H_0 makes no sense, so that the marginal prior for η should remain unaffected by the intrinsic procedure. This conjecture turns out to be true, as the following proposition shows.

Proposition 3.8 *The marginal distribution of η under the intrinsic prior is the same as the original marginal prior, i.e. $p_H^I(\eta|H_0) = p_H(\eta)$.*

Proof. From the expression of $p_H^I(\eta|H_0)$ in Proposition 3.7 we derive

$$p_H^I(\eta|H_0) = \sum_{x_{01}=0}^{x_{++}} \sum_{x_{10}=0}^{x_{++}-x_{01}} \text{Beta}(\eta|a_{\Delta} + x_{\Delta}, a_{++} - a_{\Delta} + x_{++} - x_{\Delta})$$

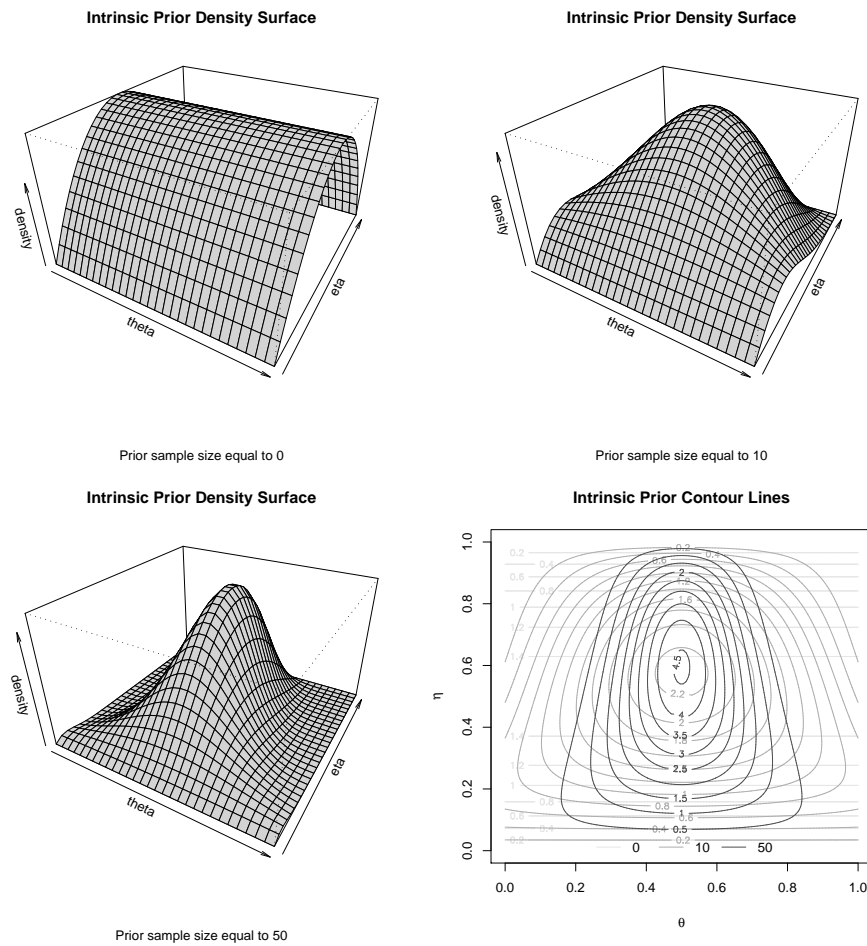


Figure 2: Default prior density (top-left), two different intrinsic prior densities (top-right and bottom-left), and their contour lines (bottom-right).

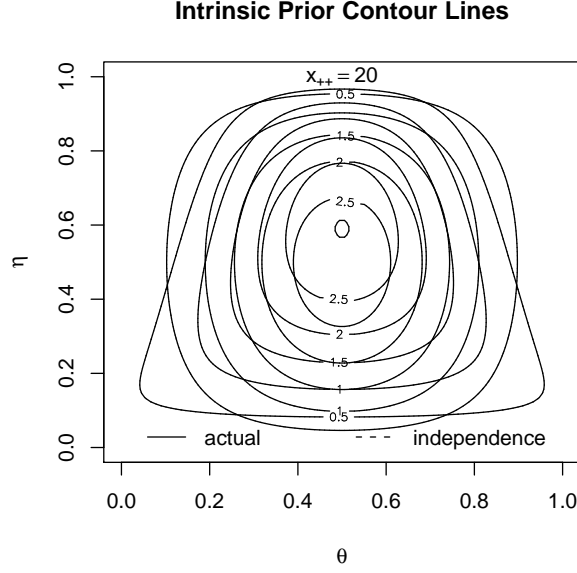


Figure 3: Contour lines for the intrinsic prior density with $x_{++} = 20$, compared to those of the bivariate density having the same marginals with η and θ independent.

$$\begin{aligned}
& \times \frac{x_{++}!}{x_{\Delta}!(x_{++} - x_{\Delta})!} \frac{x_{\Delta}!}{x_{01}!x_{\Delta} - x_{01}!} \frac{1}{2^{x_{\Delta}}} \\
& \times \frac{B(a_{\Delta} + x_{01} + x_{10}, a_{++} - a_{\Delta} + x_{++} - x_{01} - x_{10})}{B(a_{\Delta}, a_{++} - a_{\Delta})} \\
& = \sum_{x_{01}=0}^{x_{++}} \sum_{x_{10}=0}^{x_{++}-x_{01}} \binom{x_{++}}{x_{01} \ x_{10} \ (x_{++} - x_{\Delta})} \left(\frac{\eta}{2}\right)^{x_{01}} \left(\frac{\eta}{2}\right)^{x_{10}} (1 - \eta)^{x_{++}-x_{\Delta}} \\
& \times \text{Beta}(\eta|a_{\Delta}, a_{++} - a_{\Delta}) \\
& = \left[\frac{\eta}{2} + \frac{\eta}{2} + (1 - \eta)\right]^{x_{++}} \times p_H(\eta) = p_H(\eta).
\end{aligned}$$

□

On the other hand, the CI-prior for θ cannot be recovered (exactly) within the I-procedure, as shown in Figure 4 for a selection of prior sample sizes, x_{++} , best approximating the CI-prior based on $x_{\Delta} = 20$. The marginal distribution of parameter θ under the I-procedure is different from the corresponding prior under the

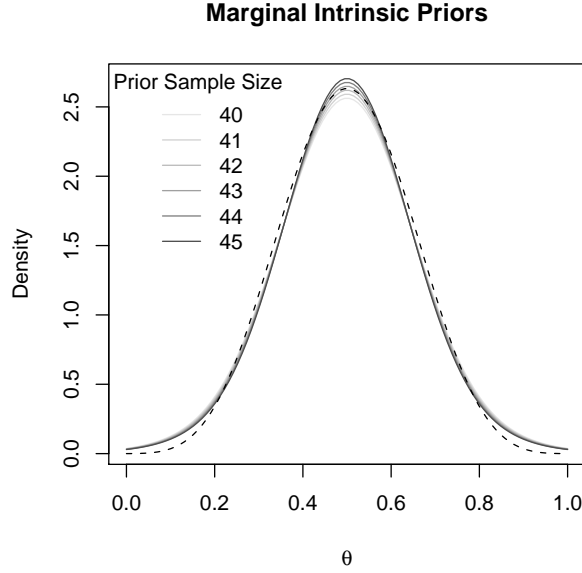


Figure 4: Marginal intrinsic prior densities for θ best approximating the CI-prior density based on $x_{\Delta} = 20$ (dashed line).

CI-procedure. The reason lies in the different structure of the imaginary data x : under the CI-procedure we have $x = (x_{01}, x_{\Delta})$, while under the I-procedure we have $x = (x_{01}, x_{\Delta}, x_{++})$. This gives rise to different weights: compare $m_H(x)$ in the proof of Proposition 3.7 to $m_H^{Co}(x)$ in the proof of Proposition 3.5.

Let us now consider the expression for the I-prior BF. From Proposition 3.4 we immediately derive that this is a mixture of conditional BFs, the weights of the mixture being the same as in the proof of Proposition 3.7. Hence, $BF_{H,H_0}^I(n) = \sum_x BF_{H,H_0}(n|x)m_{H_0}(x)$, where we need to compute

$$BF_{H,H_0}(n|x) = \frac{\int \int g(n_{\Delta}|\eta)h(n_{01}|n_{\Delta}, \theta)p_H(\eta, \theta|x)d\eta d\theta}{m_{H_0}(n)}. \quad (6)$$

The denominator of (6) is the same as $m_{H_0}(x)$ with x replaced by n . On the other hand, the numerator of (6) is equal to

$$\begin{aligned} & \binom{n_{++}}{n_{\Delta}} \frac{B(a_{\Delta} + x_{\Delta} + n_{\Delta}, a_{++} - a_{\Delta} + x_{++} - x_{\Delta} + n_{++} - n_{\Delta})}{B(a_{\Delta} + x_{\Delta}, a_{++} - a_{\Delta} + x_{++} - x_{\Delta})} \\ \times & \binom{n_{\Delta}}{n_{01}} \frac{B(a_{01} + x_{01} + n_{01}, a_{\Delta} - a_{01} + x_{\Delta} - x_{01} + n_{\Delta} - n_{01})}{B(a_{01} + x_{01}, a_{\Delta} - a_{01} + x_{\Delta} - x_{01})}, \end{aligned}$$

so that we obtain

$$\begin{aligned} BF_{H,H_0}(n|x)m_{H_0}(x) &= 2^{n_{\Delta}} \frac{B(a_{01} + x_{01} + n_{01}, a_{\Delta} - a_{01} + x_{\Delta} - x_{01} + n_{\Delta} - n_{01})}{B(a_{01} + x_{01}, a_{\Delta} - a_{01} + x_{\Delta} - x_{01})} \\ &\times \frac{B(a_{\Delta} + x_{\Delta} + n_{\Delta}, a_{++} - a_{\Delta} + x_{++} - x_{\Delta} + n_{++} - n_{\Delta})}{B(a_{\Delta} + n_{\Delta}, a_{++} - a_{\Delta} + n_{++} - n_{\Delta})} \\ &\times \frac{1}{2^{x_{\Delta}}} \binom{x_{++}}{x_{01} \ x_{10} \ (x_{++} - x_{\Delta})}. \end{aligned}$$

One can recognize that the first factor above is exactly $BF_{H,H_0}^{Co}(n|x)$, as given in Proposition 3.6. Therefore, multiplying and dividing by $2^{x_{++}}$, we get

$$\begin{aligned} BF_{H,H_0}^I(n) &= \sum_{x_{01}} \sum_{x_{10}} \binom{x_{++}}{x_{01}x_{10}(x_{++} - x_{01} - x_{10})} \frac{1}{2^{x_{\Delta} + x_{++}}} \\ &\times 2^{x_{++}} \frac{B(a_{\Delta} + x_{\Delta} + n_{\Delta}, a_{++} - a_{\Delta} + x_{++} - x_{\Delta} + n_{++} - n_{\Delta})}{B(a_{\Delta} + n_{\Delta}, a_{++} - a_{\Delta} + n_{++} - n_{\Delta})} \\ &\times BF_{H,H_0}^{Co}(n|x). \end{aligned}$$

Curiously, the second line in the above expression can be further recognized as a particular BF of the hypothesis $\eta \neq \frac{1}{2}$ versus the alternative $\eta = \frac{1}{2}$, relative to the marginal binomial sampling model g , having observed the imaginary data x , and assuming a $\text{Beta}(a_{\Delta} + n_{\Delta}, a_{++} - a_{\Delta} + n_{++} - n_{\Delta})$ “prior” distribution on η . By writing this Bayes factor as $BF_{\eta \neq \frac{1}{2}, \eta = \frac{1}{2}}^M(x|n)$, and suitably re-writing the factor $\frac{1}{2^{x_{\Delta} + x_{++}}}$, we get to the following proposition.

Proposition 3.9 *The I-prior BF in favor of H is given by*

$$BF_{H,H_0}^I(n) = \sum_{x_{01}} \sum_{x_{10}} \binom{x_{++}}{x_{01} \ x_{10} \ x_{++} - x_{\Delta}} \left(\frac{1}{4}\right)^{x_{01}} \left(\frac{1}{4}\right)^{x_{10}} \left(\frac{1}{2}\right)^{x_{++}-x_{\Delta}} \\ \times BF_{\{\eta \neq \frac{1}{2}, \eta = \frac{1}{2}\}}^M(x|n) \times BF_{H,H_0}^{Co}(n|x),$$

where $BF_{H,H_0}^{Co}(n|x) = 2^{n_{\Delta}} \frac{B(a_{01}+x_{01}+n_{01}, a_{\Delta}-a_{01}+x_{\Delta}-x_{01}+n_{\Delta}-n_{01})}{B(a_{01}+x_{01}, a_{\Delta}-a_{01}+x_{\Delta}-x_{01})}$ and $BF_{\eta \neq \frac{1}{2}, \eta = \frac{1}{2}}^M(x|n) = 2^{x_{++}} \frac{B(a_{\Delta}+x_{\Delta}+n_{\Delta}, a_{++}-a_{\Delta}+x_{++}-x_{\Delta}+n_{++}-n_{\Delta})}{B(a_{\Delta}+n_{\Delta}, a_{++}-a_{\Delta}+n_{++}-n_{\Delta})}$.

Hence, $BF_{H,H_0}^I(n)$ is a mixture of products of two BFs: the CI-prior BF derived in the previous section, and the marginal BF of $\eta \neq \frac{1}{2}$ versus $\eta = \frac{1}{2}$ using imaginary data and an actual posterior distribution on η .

4 Examples

We illustrate our methodology using three examples. They were chosen by Irony et al. (2000) in order to reflect agreement or disagreement on testing H_0 versus H between a frequentist approach (p-value) and a Bayesian approach (default BF of Lemma 2.2 derived from a uniform prior on the vector of cell-probabilities π). The analysis carried out in Irony et al. (2000) also involves estimating θ , as well as other parameters, but we shall not report on it. Conventionally, Irony et al. (2000) reject the null when the p-value is below 5%, in the frequentist mode, and when the default BF *against* the null is above 1, in the Bayesian mode.

We shall provide an alternative Bayesian analysis based on our intrinsic prior methodology, also starting from a uniform prior on the cell probabilities. For ease of communication, we transform the BF to the probability scale of H_0 , assuming

prior odds equal to one, i.e. we consider $\Pr(H_0|n) = \frac{1}{1+BF_{H,H_0}(n)}$, and similarly for $\Pr^{CI}(H_0|n)$ and $\Pr^I(H_0|n)$.

For each example, rather than selecting a single intrinsic prior, we shall assess the sensitivity of our results to prior sample size. In the spirit of Fan & Berger (2000), this will be achieved through a plot of the posterior probability of H_0 as a function of the ratio between prior and actual sample size, which we label q . Specifically, $q = x_{++}/n_{++}$ for the I-case, and $q = x_{\Delta}/n_{\Delta}$ for the CI-case, $0 < q < 1$.

We now present and discuss the three examples. Although the data are fictitious, for the sake of exposition they are presented as a survey of individuals expressing support (“Yes”, “No”) for the President, before and after a Presidential address.

Example 4.1 *The data for this case represent a random sample of 100 interviewed individuals, and are reported in Table 4.1. The p-value is 25% and $\Pr(H_0|n) = 0.64$, so that neither approach would reject H_0 .*

Example 4.2 *In this example a random sample of 100 interviewed individuals gave rise to Table 4.2. The p-value is 4%, so that H_0 would be rejected, while $\Pr(H_0|n) = 0.29$, leading to the same conclusion.*

Example 4.3 *In this last example the sample size is only 14 and the outcome of the survey is given by Table 4.3. The p-value is 7%, suggesting that H_0 should not be rejected; on the other hand $\Pr(H_0|n) = 0.22$, pointing to the opposite conclusion. Thus, for this example, there seems to be a clear conflict between the conclusions under the two approaches.*

Support for the President			
	After		
Before	No	Yes	Total
No	20	17	37
Yes	10	53	63
Total	30	70	100

Table 1: Data for Example 1.

Support for the President			
	After		
Before	No	Yes	Total
No	20	21	41
Yes	9	50	59
Total	29	71	100

Table 2: Data for Example 2.

Support for the President			
	After		
Before	No	Yes	Total
No	1	7	8
Yes	1	5	6
Total	2	12	14

Table 3: Data for Example 3.

We now proceed with the intrinsic analysis of the three examples, having in mind that sensitivity to prior specifications is a major concern when evaluating BFs. Accordingly, our results are visually summarized in Figure 4. For each example we present two panels: on the left-hand-side we plot the CI-prior density for selected values of the fraction of prior to actual sample size q , namely $q = 0, 0.25, 0.50, 0.75, 1$. Clearly, $q = 0$ corresponds to the starting default prior for θ , that is the uniform distribution on the interval $(0, 1)$. We also plot in this panel the normalized likelihood function. In the right panel we present the plots of $\Pr^{CI}(H_0|n)$ and $\Pr^I(H_0|n)$, as a function of q . Notice that for all three datasets the two plots are remarkably similar.

Consider first Example 1. The left panel reveals a mild conflict between the likelihood and the null hypothesis, as well as the CI-prior which by construction is centered on H_0 . The right panel shows that $\Pr^{CI}(H_0|n)$ and $\Pr^I(H_0|n)$ are decreasing for $0 < q < 1$, spanning a range from 0.64 (default value) to 0.47. This can be explained as follows: the data do not contradict explicitly H_0 and thus there is scope for diminishing the probability of H_0 by peaking the prior under H around H_0 . Although the curves cross the 50% threshold, this only occurs if q exceeds 70%: a value that appears to overemphasize the role of the prior. In conclusion, the rejection of H_0 on conventional grounds is not totally robust, but is broadly justified.

Consider now Example 2. The left panel reveals an appreciable conflict between the likelihood on the one hand, and the null and the CI-prior on the other. This aspect translates into a posterior probability of H_0 approximately ranging from 0.24 to 0.29 (default value). Notice that in this example the behavior of $\Pr^{CI}(H_0|n)$ and $\Pr^I(H_0|n)$ is not monotone as a function of q . To understand why this occurs, recall

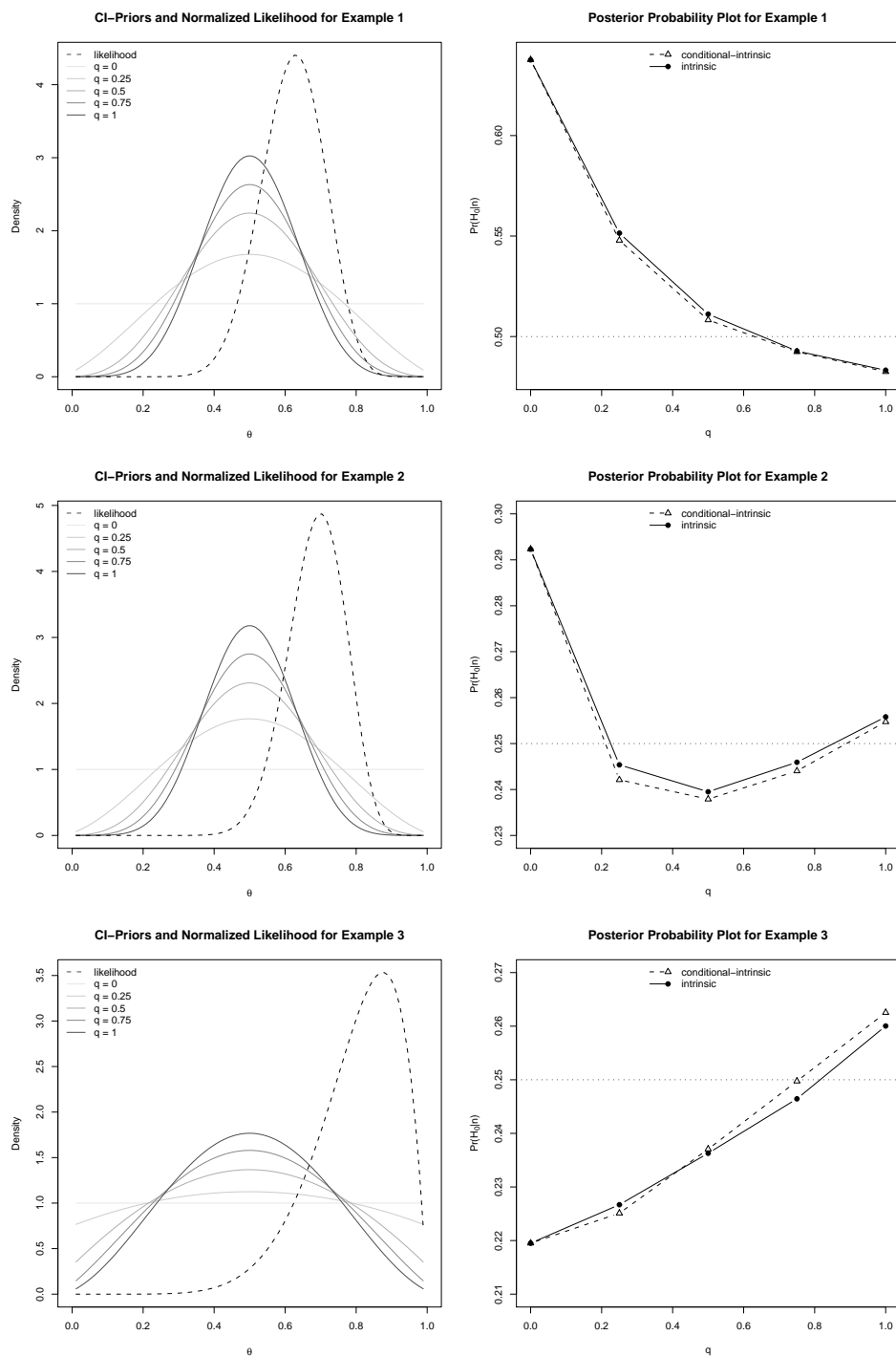


Figure 5: Intrinsic prior and posterior probability of H_0 : sensitivity to prior sample size for each of the three examples (q is the fraction of prior to actual sample size).

that the data are in disagreement with the null. As a consequence, centering the prior under H around the null can only benefit the posterior probability of H_0 provided the prior sample size is not too large; otherwise the prior under H will be too similar to that under H_0 . In conclusion, the conventional rejection of H_0 appears fully robust; yet the default value of $\Pr(H_0|n)$ is possibly too high, since a moderate prior sample size determines a relatively sharp decrease in $\Pr^{CI}(H_0|n)$ and $\Pr^I(H_0|n)$. A value close to the 0.25 threshold seems therefore more reasonable.

Finally, turn to Example 3. Here the likelihood reveals a marked disagreement with the null, although it has a rather heavy left tail because of the limited number of observations. The family of CI-priors is accordingly more dispersed around the value $\theta = 1/2$, because they are based on prior sample sizes which are a fraction of $n_\Delta = 8$. Notice that $\Pr^{CI}(H_0|n)$ and $\Pr^I(H_0|n)$ are now monotone increasing from 0.22 (default value) to 0.26. This is a clear example where the intrinsic prior methodology contributes to water down the evidence against the null, thus defying its original purpose. This happens because the data are already in good agreement with the alternative, and thus peaking the prior under H around H_0 only accumulates probability mass in areas not supported by the likelihood, thus increasing the posterior probability of H_0 . Hence, in this case too, the conventional rejection of H_0 is robust.

5 Discussion

In this paper we considered Bayesian hypothesis testing for the comparison of two nested hypotheses, using the BF as a measure of evidence. Alternative approaches

may be useful, e.g. those based on measures of divergence such as the symmetrized Kullback-Leibler; see Bernardo (2005). However, when converted to the probability scale of the null, assuming prior odds equal to one, the BF is a communication device of unsurpassed clarity. However, since the BF is strongly influenced by prior specification, whose effect does not decrease as the sample size increases, sensitivity analysis is needed to evaluate robustness of the conclusions.

An objective framework for sensitivity analysis is offered by the intrinsic prior methodology: starting from default priors both under the null and the alternative (encompassing) hypothesis, a family of prior distributions under the alternative is constructed such that its elements are increasingly concentrated around the null, as prior sample size grows. In this way, we avoid to unduly favor the null, especially when the data do not contradict it explicitly

For the problem of testing the equality of two correlated proportions, there is a choice between using the full sampling model (1) and the conditional sampling model given the overall number of swing. We considered both approaches, obtaining I-priors and CI-priors, respectively. When applied to the examples of Section 4, the two approaches proved to be essentially equivalent, although in general they are not. In particular, as shown in Figure 6, the posterior probability of the null depends on the total sample size n_{++} in the I-approach only; see Ghosh et al. (2000) for similar results obtained using a Rash-type Bayesian hierarchical model.

A point that was not addressed in this paper concerns consistency of the CI-prior and I-prior Bayes factors. Casella & Moreno (2006), discussing tests of independence in two-way contingency tables, show that the intrinsic BF is consistent provided the

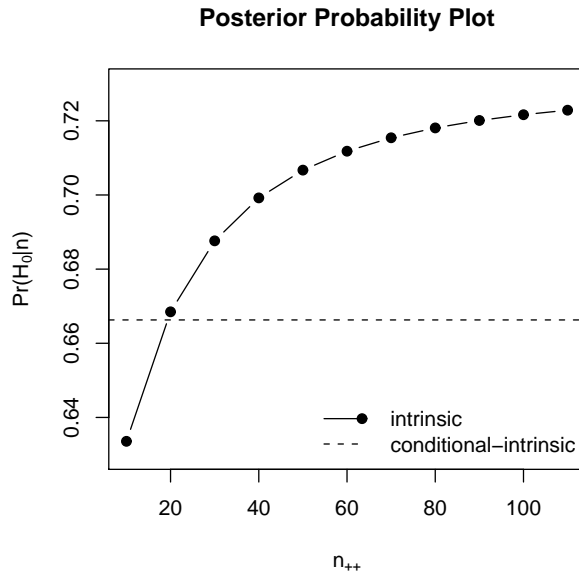


Figure 6: Posterior probability of the null, as a function of n_{++} , for a table n such that $n_{01} = n_{10} = 5$, with $x_{++} = 10$ and $x_{\Delta} = 5$ for I-priors and CI-priors, respectively. ratio of prior to (actual) sample size goes to zero as the sample size goes to infinity.

Finally, the problem of comparing two correlated proportions is a special case of the more general problem of testing the hypothesis of marginal homogeneity in square contingency tables; see Bergsma (1997, Ch. 3) for an extensive review.

Acknowledgements

Research partially supported by MIUR, Rome (PRIN 2005132307) and the University of Pavia. The seminal idea of this paper was developed while the Authors were visiting CRiSM and the Department of Statistics at the University of Warwick, England. We thank the above institutions for hospitality and support. The authors would like to thank Jim Berger, Elías Moreno and Mario Peruggia for helpful comments.

References

- AGRESTI, A. (2002). *Categorical Data Analysis*. Wiley, 2nd ed.
- ALTHAM, P. M. E. (1971). The analysis of matched proportions. *Biometrika* 58 561–576.
- BERGER, J. O. & PERICCHI, L. (1996). The intrinsic Bayes factor for model selection and prediction. *Journal of the American Statistical Association* 91 109–122.
- BERGSMA, W. P. (1997). *Marginal Models for Categorical Data*. Tilburg University Press.

- BERNARDO, J. M. (2005). Reference analysis. In D. Dey & C. R. Rao, eds., *Handbook of Statistics, Vol 25*. Elsevier, Ch. 2.
- BROEMELING, L. D. & GREGURICH, M. A. (1996). A Bayesian alternative to the analysis of matched categorical responses. *Communications in Statistics: Theory and Methods* 25 1429–1445.
- CASELLA, G. & MORENO, E. (2006). Objective Bayesian variable selection. *Journal of the American Statistical Association* 101 157–167.
- CASELLA, G. & MORENO, E. (2007). Assessing robustness of intrinsic tests of independence in twoway contingency tables. *Manuscript*.
- FAN, T.-H. & BERGER, J. O. (2000). Robust Bayesian displays for standard inferences concerning a normal mean. *Computational Statistics & Data Analysis* 33 381–399.
- GHOSH, M., CHEN, M.-H., GHOSH, A. & AGRETI, A. (2000). Hierarchical Bayesian analysis of binary matched pairs data. *Statistica Sinica* 10 647–657.
- IRONY, T. Z., PEREIRA, C. A. D. B. & TIWARI, R. C. (2000). Analysis of opinion swing: Comparison of two correlated proportions. *The American Statistician* 54 57–62.
- KATERI, M., PAPAIOANNOU, T. & DELLAPORTAS, P. (2001). Bayesian analysis of correlated proportions. *Sankhyā, Series B* 63 270–285.

- MCNEMAR, Q. (1947). Note on the sampling error of the difference between correlated proportions or percentages. *Psychometrika* 12 153–157.
- MORENO, E., BERTOLINO, F. & RACUGNO, W. (1998). An intrinsic limiting procedure for model selection and hypotheses testing. *Journal of the American Statistical Association* 93 1451–1460.
- O’HAGAN, A. & FORSTER, J. (2004). *Kendall’s Advanced Theory of Statistics, Vol. 2b: Bayesian Inference*. Arnold, 2nd ed.
- PEREZ, J. M. & BERGER, J. O. (2002). Expected posterior prior distributions for model selection. *Biometrika* 89 491–512.
- ROBERT, C. P. (2001). *The Bayesian Choice: from Decision-theoretic Foundations to Computational Implementation*. Springer-Verlag, 2nd ed.