

# Cold Disks: Spitzer Spectroscopy of Disks around Young Stars with Large Gaps

J.M. Brown<sup>1</sup>, G.A. Blake<sup>2</sup>, C.P. Dullemond<sup>3</sup>, B. Merín<sup>4</sup>, J.C. Augereau<sup>4</sup>, A.C.A. Boogert<sup>6</sup>,  
N.J. Evans, II<sup>7</sup>, V.C. Geers<sup>4</sup>, F. Lahuis<sup>4,8</sup>, J.E. Kessler-Silacci<sup>7</sup>, K.M. Pontoppidan<sup>2</sup>, E.F.  
van Dishoeck<sup>4</sup>

## ABSTRACT

We have identified four circumstellar disks with a deficit of dust emission from their inner 15-50 AU. All four stars have F-G spectral type, and were uncovered as part of the Spitzer Space Telescope “Cores to Disks” Legacy Program Infrared Spectrograph (IRS) first look survey of  $\sim 100$  pre-main sequence stars. Modeling of the spectral energy distributions indicates a reduction in dust density by factors of 100-1000 from disk radii between  $\sim 0.4$  and 15-50 AU, but with massive gas-rich disks at larger radii. This large contrast between the inner and outer disk has led us to use the term ‘cold disks’ to distinguish these unusual systems. However, hot dust [ $0.02$ - $0.2 M_{\text{moon}}$ ] is still present close to the central star ( $R \leq 0.8$  AU). We introduce the  $30/13 \mu\text{m}$  flux density ratio as a new diagnostic for identifying cold disks. The mechanisms for dust clearing over such large gaps are discussed. Though rare, cold disks are likely in transition from an optically thick to an optically thin state, and so offer excellent laboratories for the study of planet formation.

*Subject headings:* stars: pre-main-sequence — (stars:) planetary systems: protoplanetary disks

---

<sup>1</sup>Division of PMA, MC 105-24, California Institute of Technology, Pasadena, CA 91125, jmb@astro.caltech.edu

<sup>2</sup>Division of GPS, MC 170-25, California Institute of Technology, Pasadena, CA 91125

<sup>3</sup>Max-Planck-Institut für Astrophysik, Königstuhl 17, 69117 Heidelberg, Germany

<sup>4</sup>Leiden Observatory, Leiden University, PO Box 9513, 2300 RA Leiden, The Netherlands

<sup>5</sup>Laboratoire d’Astrophysique de l’Observatoire de Grenoble, BP 53, 38041 Grenoble Cedex 9, France

<sup>6</sup>Caltech/IPAC, MC 100-22, Pasadena, CA 91125

<sup>7</sup>Department of Astronomy, University of Texas at Austin, 1 University Station C1400, Austin, TX 78712-0259

<sup>8</sup>SRON National Institute for Space Research, PO Box 800, 9700 AV Groningen, The Netherlands

## 1. Introduction

The evolutionary processes transforming massive, gas-rich circumstellar disks into tenuous, gas-poor debris disks are still not well understood. During this crucial interval, planets form and the remaining disk material is accreted or dispersed. The path by which this transition proceeds remains uncertain. Do disks clear uniformly throughout via grain growth and settling or is the process accelerated in the inner regions forming gaps (e.g. Alexander et al. 2006)? Evidence of dust clearing should be visible in the infrared (IR) spectral energy distribution (SED). The *Spitzer Space Telescope*, with its wide wavelength coverage and increased sensitivity, is starting to reveal a new population of disks with unusual SEDs.

Lack of mid-IR excess emission from disks has been interpreted as a sign of dust clearing since the first disk SEDs were observed with IRAS (Strom et al. 1989). Further examples and some spectra (e.g. HD 100546, Bouwman et al. 2003) were obtained of a few Herbig Ae/Be stars with the ISO satellite. In this paper, we designate disks with this characteristic missing mid-IR emission as ‘cold disks’ due to the lack of emission from warm dust. These SEDs morphologically fall between the SEDs of classical optically thick disks, which show excess emission throughout the IR, and debris disks characterized by very weak far-IR excesses, leading them to be considered as transitional objects between the two classes.

Spitzer spectra are particularly important to characterize the sharp rise, since they cover the critical 8-30  $\mu\text{m}$  range. The earliest example discovered with Spitzer was CoKu Tau 4 modelled to have an inner hole within 10 AU (Forrest et al. 2004, D’Alessio et al. 2005). Three additional T Tauri stars, TW Hya, GM Aur and DM Tau (Calvet et al. 2002, 2005), have been identified as also containing cleared inner regions. One of the most exciting proposed explanations for these cold disks is that a planet has cleared a gap in the disk and thus that these inner holes may trace the presence of planetary systems (Varnière et al. 2006).

In this paper we present Spitzer spectra of four young stars of F-G spectral type that show a deficit of dust emission from the inner 15-50 AU of the disk yet strong excesses longward of 20  $\mu\text{m}$ . These cold disk sources were identified in the first look survey of the Cores to Disks (c2d) Spitzer Legacy Project (Evans et al. 2003), comprising  $\sim 100$  young ( $< 10$  Myr) stars, mainly T Tauri K and M stars, with circumstellar disks. All four sources are characterized by a steep,  $\sim 10\times$  rise in flux beginning at 15  $\mu\text{m}$ , indicating a sudden change in disk properties at a specific radius in a manner similar to that seen in the T Tauri transitional disks. Such objects are rare but provide an important window into disk evolution and planet formation processes.

## 2. Observations

The 5-35  $\mu\text{m}$  spectra were taken with the Infrared Spectrometer (IRS; Houck et al. 2004) on Spitzer using both low ( $R=160$ ,  $\lambda_{SL}:5.2\text{-}14.5\mu\text{m}$ ,  $\lambda_{LL}:14.0\text{-}38.0\mu\text{m}$ ) and high ( $R=600$ ,  $\lambda_{SH}:9.9\text{-}19.6\mu\text{m}$ ,  $\lambda_{LH}:18.7\text{-}37.2\mu\text{m}$ ) resolution modules. Spectra were extracted from the Spitzer Science Center (SSC) Basic Calibrated Data (BCD) images, generated by pipeline S13. For the low resolution spectra, the SSC pipeline full aperture extraction was used. For the high resolution modules, the c2d extraction, based on a combined sinc fitting of the spectral trace to account for bad pixels and background emission, was used (see Lahuis et al. 2006 for further details<sup>1</sup>).

MIPS SED spectra, taken as part of the c2d project, are included in the SEDs for all four cold disk sources. For each source the BCDs were coadded using MOPEX. The coadded images were extracted with IRAF, using an optimized extraction with a 3 or 5 column wide aperture.

## 3. Distinguishing characteristics

The large ( $\sim 100$  object) c2d IRS first look sample allows comparison between the four cold disk sources and the remaining systems to identify trends which might be diagnostic of their evolutionary state. The small number of cold disk sources ( $< 5\%$  identified), both in the c2d sample and in the literature, suggests that this condition is rare either due to rapid evolutionary timescales undergone by all stars or due to an unusual condition unique to a small sample of stars.

The four cold disk sources are clearly differentiated from the majority of the c2d star+disk systems by the  $\sim 10$  fold increase in IR flux between 10 and 30  $\mu\text{m}$ . To characterize this increase in dust emission, we have used the 30/13  $\mu\text{m}$  flux ratio (see Figure 1). These wavelengths have been chosen to avoid strong silicate features, but include the full increase in continuum emission. The majority of the sample has emission that increases by a factor of  $2.3 \pm 1.4$  between 13 and 30  $\mu\text{m}$  while the transitional disks rise by factors of 5-15.

Interestingly, out of a sample comprised of predominantly low-mass stars, the cold disk sources are all of intermediate mass with spectral types of F and G. The majority of K and M stars and the higher mass A and B stars have low 30/13  $\mu\text{m}$  ratios. However, there are only

---

<sup>1</sup>Lahuis et al. 2006 is available at: <http://ssc.spitzer.caltech.edu/legacy/c2dhistory.html>

a handful of A and B stars in our sample so it is difficult to draw any significant conclusions about such stars.

All four cold disk sources show polycyclic aromatic hydrocarbon (PAH) features, particularly at  $11.3 \mu\text{m}$ . Such emission is uncommon in the c2d sample with only  $\sim 10\%$  displaying PAH features (Geers et al. 2006, see their Figure 5 for blow-ups of the PAH bands). The presence of PAH features may be enhanced in these cold disks because the lack of dust in the inner disk lowers the mid-IR continuum flux creating a stronger line-to-continuum ratio, thus facilitating detection.

The four disks are also characterized by weak to non-existent  $10 \mu\text{m}$  amorphous silicate features. LkH $\alpha$  330 is the only one that shows an unambiguous, though low contrast,  $10 \mu\text{m}$  feature. The spectrum of HD 135344 includes the wavelength region of the full  $10 \mu\text{m}$  band but shows no silicate feature. The spectra of SR 21 and T Cha begin at  $10 \mu\text{m}$ , but appear to have only weak silicate emission, if any. The broader  $20 \mu\text{m}$  silicate feature is harder to isolate from continuum dust emission, particularly with the sharp rise in the SED beyond  $15 \mu\text{m}$ . However, some  $20 \mu\text{m}$  emission does seem to be present. This feature traces colder regions of the disk than does the  $10 \mu\text{m}$  feature, and thus indicates the presence of amorphous silicates further out in the disks.

The H $\alpha$  equivalent width is often used as a tracer of accretion. Different dividing lines between non-accreting weak-line T Tauri stars (wTTs) and classical T Tauri stars (cTTs) have been proposed but it makes little difference to the classifications in these cases. SR 21 ( $0.54 \text{ \AA}$  in absorption, Martin et al. 1998) and T Cha ( $2\text{-}10 \text{ \AA}$ , Gregorio-Hetem et al. 1992, Alcalá et al. 1995) are nominally wTTs, although T Cha is highly variable and close to the cutoff. LkH $\alpha$  330 ( $11\text{-}20 \text{ \AA}$ , Fernandez et al. 1995, Cohen & Kuhl 1979) and HD 135344 ( $17.4 \text{ \AA}$ , Acke et al. 2005) are clearly cTTs.

#### 4. Modeling

Modeling is necessary in order to interpret the SEDs in terms of the physical structure of the disk. In particular, can a disk model with a gap accurately reproduce the SEDs, including the steep rise between  $13$  and  $30 \mu\text{m}$ ? Is such a fit possible without resorting to a gap?

The disks were modeled with the 2-D radiative transfer code RADMC (Dullemond & Dominik 2004). The steep factor of 10 rise in flux between  $13$  and  $30 \mu\text{m}$  prevents these disks from being fit well by conventional disk models. We introduce a very wide gap with an inner radius,  $R_{\text{Gap,in}}$ , near 1 AU and an outer radius,  $R_{\text{Gap,out}}$ , near 30 AU (see Table 1 for specific

values). In order to model the steep change in emission associated with  $R_{\text{Gap,out}}$ , grid refinement is introduced at  $R_{\text{Gap,out}}$  as well as the inner dust rim,  $R_{\text{Disk,in}}$ . A physical reduction in dust density is only one possible scenario which could result in this SED shape (see §5).

Input parameters for these models include the stellar mass,  $M_*$ , radius,  $R_*$ , and effective temperature,  $T_{\text{eff}}$ . Kurucz models are used for the stellar photospheres. Where possible, values for stellar and disk properties are taken from the literature (see Table 1). The Siess et al. (2000) pre-main sequence stellar tracks were used to check that the parameters were consistent. The effects of modest differences in the stellar properties on the mid-IR portions of the spectra are small. For example, a 100 K change in the stellar temperature results in a change in  $R_{\text{Gap,out}}$  of 2-3 AU. Optical and (sub)millimeter photometry is often not simultaneous and is dereddened using the extinction law of Draine (2003).

The disks are assumed to be flared with surface height  $H$  such that  $H/R \propto R^{2/7}$  as in Chiang & Goldreich (1997). The models do not calculate the hydrostatic equilibrium self-consistently and here the pressure scale height is set at the outer disk edge,  $R_{\text{disk}}$ , which is assumed to be 300 AU for all the models.  $H/R_{\text{disk}}$  values slightly lower than predicted by hydrostatic equilibrium are needed to fit the outer disks of both HD 135344 and T Cha, which produces a smaller silicate feature even in the models with no gap. This could indicate dust settling in the outer disk, which might be expected from the older ages (8-10 Myr vs 2-3 Myr) inferred by the Siess et al. (2000) tracks. The dust composition is set in all models to a silicate:carbon ratio of 4:1. The grain sizes range from 0.01 to 10  $\mu\text{m}$  with a power-law index of -3.5 and a dust mass of  $M_{\text{Dust,small}}$ . The upper size limit of 10  $\mu\text{m}$  is large compared to interstellar grains (Mathis et al. 1977), but was necessary to account for the lack of any 10  $\mu\text{m}$  amorphous silicate feature. This indicates a skewing of the size distribution likely through grain growth. No crystalline silicates are included. A midplane layer of 2 mm grains containing 90% of the total dust mass, with the remaining 10% in  $M_{\text{Dust,small}}$ , has been added to account for the (sub)millimeter slope (as in Dullemond & Dominik 2004). The inner edge of the disk,  $R_{\text{Disk,in}}$ , was set at the radius where the dust sublimation temperature of  $T_{\text{dust}} \sim 1500$  K is reached. A slightly puffed up inner rim was included with  $H/R_{\text{Disk,in}}$  being set at 0.03, just above the hydrostatic equilibrium value. The disk inclinations are not well constrained so  $i \sim 30^\circ$  was used arbitrarily for SR 21 and LkH $\alpha$  330. T Cha is more edge on so  $i \sim 75^\circ$  was adopted (Alcalá et al. 1993) and HD 135344 is more face-on with  $i \sim 10^\circ$  (Dent et al. 2005). However, until the disk is nearly edge on and begins to obscure the central star, varying the inclination produces little effect on the gap properties.

The optimal size of the gap necessary to fit the mid-IR is found by minimizing the  $\chi^2$  of the fit (see Figure 3).  $R_{\text{Gap,out}}$  is tightly constrained by the steep rise at 13  $\mu\text{m}$ , while  $R_{\text{Gap,in}}$  is less well constrained. The dust density in the gap was reduced by  $10^{-6}$  compared

to the equivalent models with no gaps, and the minimum reductions needed were factors of 10-100.

All of our sources have 1-10  $\mu\text{m}$  excesses which require 0.02-0.24  $M_{\text{moon}}$  of dust between  $R_{\text{Disk,in}}$  and  $R_{\text{Gap,in}}$ , a fraction of only  $10^{-7}$  to  $10^{-6}$  of the total refractory dust mass available. This matter is optically thick to the stellar light at the midplane. If we remove *all* matter from the disk inward of  $R_{\text{Gap,out}}$ , then the near-IR fluxes are underpredicted. These excesses clearly show that at least some dust must be close to the star. We model the 1-10  $\mu\text{m}$  excess by keeping the inner disk intact and only inserting a gap from  $R_{\text{Gap,in}}$  to  $R_{\text{Gap,out}}$ , where  $R_{\text{Gap,in}} > R_{\text{Disk,in}}$ . For T Cha, this results in a particularly small, hot dust region inside the gap which would have a very short lifetime, of order thousands of years at most, without a continual influx of material.

## 5. Discussion

We have identified four cold disks around F and G type stars with unusually steep flux rises between 10 and 30  $\mu\text{m}$ , whose SEDs can only be modelled with wide gaps of inner radii of 0.2-0.8 AU and outer radii 15-50 AU. These gaps are generally larger than those inferred for the 4 T Tauri stars with similar 30/13  $\mu\text{m}$  ratios found so far, which have outer gap radii of 10-24 AU. Another difference is that our sources have small 1-10  $\mu\text{m}$  excesses which demand that hot dust exists between the inner edge of the gap and the star, i.e. our sources have gaps rather than holes. The statistics on sources of different spectral types are still too small to conclude whether this is a general trend or peculiar to our sources, and whether this extends to Herbig Ae/Be stars.

Dust clearing related to planet formation would be one of the most exciting explanations for the observed SEDs. There is also the possibility of the disk being disrupted and the dust cleared by a stellar companion. HD 135344 and SR 21 are part of wide binaries with separations of 20''4 and 6''4, respectively (Coulson & Walther 1995; Prato et al. 2003). Although no companions are currently known within the modeled  $R_{\text{disk}}$ , close binaries (<50 AU) cannot be ruled out for any of the sources.

Another proposed scenario for quickly clearing the inner disk region is photoevaporation (Clarke et al. 2001, Alexander et al. 2006). This physical process occurs when the photoevaporation rate driven by the ionizing flux from the central star matches the viscous accretion rate, resulting in an inner hole. The predicted size of the inner hole is given by  $R_g = GM_*/c_s^2$ , with  $T \sim 10^4$  K to give  $c_s \sim 10$  km/s, leads to predicted hole radii of 13-18 AU for 1.5-2  $M_{\odot}$  stars, although a more rigorous examination of the gas dynamics revealed

that this equation over-estimates the inner hole size (Liffman 2003). However, models of Herbig Ae stars ( $M_*=2.5 M_\odot$ ) that combine photoevaporation with viscous evolution and differential radial motions of dust and gas predict that the inner disk clears quickly but leaves gas-poor dust rings at 10-100 AU (Takeuchi et al. 2005). The accretion rates for all four cold disks, with the possible exception of SR 21, are too high to make this scenario likely.

An alternative to physically removing the dust is to let it grow beyond the size at which it efficiently radiates as a blackbody so that it no longer emits strongly in the mid-IR (Tanaka et al. 2005). There is general evidence for grain growth in disks from both mid-IR and millimeter data (Kessler-Silacci et al. 2006, Rodmann et al. 2006). The lack of strong 10  $\mu\text{m}$  amorphous silicate features also points to grains having grown beyond interstellar sizes. There has been much recent modeling work on clearing disks through grain growth. Dullemond & Dominik (2005) found that cold disk SEDs could be produced by dust coagulation but the timescales were too fast. Replenishment of the dust was necessary to match observed lifetimes of the disks. If replenishment processes such as fragmentation occur preferentially in the innermost region due to higher temperatures and densities (Kenyon & Bromley 2004), this might be sufficient to produce the fraction of a lunar mass needed close to the star. Rice et al. (2006) invoke dust filtration by an embedded planet whereby large grains pile up at the outer edge of the gap while small grains and gas pass through, thus accounting for both the hot small dust grains needed to fit the near-IR and the high mass accretion rates. The high spatial resolution of ALMA should be able to test these scenarios by searching for and imaging the emission from (sub)millimeter to centimeter sized grains.

Support for this work, part of the Spitzer Legacy Science Program, was provided by NASA through contracts 1224608, 1230779 and 1256316 issued by the Jet Propulsion Laboratory, California Institute of Technology, under NASA contract 1407. Astrochemistry in Leiden is supported by a NWO Spinoza grant and a NOVA grant, and by the EU RTN-PLANETS (HPRN-CT-2002-00308). B.M. acknowledges the financial support from the Fundacion Ramon Areces (Spain). We thank the Lorentz Center in Leiden for hosting several meetings that contributed to this paper.

## REFERENCES

- Acke, B., van den Ancker, M. E., & Dullemond, C. P. 2005, *A&A*, 436, 209
- Alcalá, J. M., Covino, E., Franchini, M., Krautter, J., Terranegra, L., & Wichmann, R. 1993, *A&A*, 272, 225

- Alcala, J. M., Krautter, J., Schmitt, J. H. M. M., Covino, E., Wichmann, R., & Mundt, R. 1995, *A&AS*, 114, 109
- Alexander, R. D., Clarke, C. J., & Pringle, J. E. 2006, *MNRAS*, 369, 229
- Andre, P. & Montmerle, T. 1994, *ApJ*, 420, 837
- Bouwman, J., de Koter, A., Dominik, C., & Waters, L. B. F. M. 2003, *A&A*, 401, 577
- Calvet, N., D’Alessio, P., Hartmann, L., Wilner, D., Walsh, A., & Sitko, M. 2002, *ApJ*, 568, 1008
- Calvet, N. et al. 2005, *ApJ*, 630, L185
- Chiang, E. I. & Goldreich, P. 1997, *ApJ*, 490, 368
- Clarke, C. J., Gendrin, A., & Sotomayor, M. 2001, *MNRAS*, 328, 485
- Cohen, M. & Kuhl, L. V. 1979, *ApJS*, 41, 743
- Coulson, I. M. & Walther, D. M. 1995, *MNRAS*, 274, 977
- D’Alessio, P. et al. 2005, *ApJ*, 621, 461
- Dent, W. R. F., Greaves, J. S., & Coulson, I. M. 2005, *MNRAS*, 359, 663
- Draine, B. T. 2003, *ApJ*, 598, 1017
- Dullemond, C. P. & Dominik, C. 2004, *A&A*, 417, 159
- . 2005, *A&A*, 434, 971
- Dunkin, S. K., Barlow, M. J., & Ryan, S. G. 1997, *MNRAS*, 286, 604
- Enoch, M. L. et al. 2006, *ApJ*, 638, 293
- Evans, N. J. et al. 2003, *PASP*, 115, 965
- Fernandez, M., Ortiz, E., Eiroa, C., & Miranda, L. F. 1995, *A&AS*, 114, 439
- Forrest, W. J. et al. 2004, *ApJS*, 154, 443
- Geers, V. C. et al. 2006, *A&A*, 459, 545
- Gregorio-Hetem, J., Lepine, J. R. D., Quast, G. R., Torres, C. A. O., & de La Reza, R. 1992, *AJ*, 103, 549



- Henning, T., Pfau, W., Zinnecker, H., & Prusti, T. 1993, *A&A*, 276, 129
- Houck, J. R. et al. 2004, *ApJS*, 154, 18
- Kenyon, S. J. & Bromley, B. C. 2004, *AJ*, 127, 513
- Kessler-Silacci, J. et al. 2006, *ApJ*, 639, 275
- Lahuis, F. et al. 2006, Data Legacy of the “Cores to Disks” Spectroscopy Program
- Liffman, K. 2003, *Publications of the Astronomical Society of Australia*, 20, 337
- Malfait, K., Bogaert, E., & Waelkens, C. 1998, *A&A*, 331, 211
- Martin, E. L., Montmerle, T., Gregorio-Hetem, J., & Casanova, S. 1998, *MNRAS*, 300, 733
- Mathis, J. S., Rumpl, W., & Nordsieck, K. H. 1977, *ApJ*, 217, 425
- Osterloh, M. & Beckwith, S. V. W. 1995, *ApJ*, 439, 288
- Prato, L., Greene, T. P., & Simon, M. 2003, *ApJ*, 584, 853
- Rice, W. K. M., Armitage, P. J., Wood, K., & Lodato, G. 2006, *MNRAS*, 373, 1619
- Rodmann, J., Henning, T., Chandler, C. J., Mundy, L. G., & Wilner, D. J. 2006, *A&A*, 446, 211
- Siess, L., Dufour, E., & Forestini, M. 2000, *A&A*, 358, 593
- Strom, K. M., Strom, S. E., Edwards, S., Cabrit, S., & Skrutskie, M. F. 1989, *AJ*, 97, 1451
- Takeuchi, T., Clarke, C. J., & Lin, D. N. C. 2005, *ApJ*, 627, 286
- Tanaka, H., Himeno, Y., & Ida, S. 2005, *ApJ*, 625, 414
- Varnière, P., Blackman, E. G., Frank, A., & Quillen, A. C. 2006, *ApJ*, 640, 1110
- Wichmann, R., Bastian, U., Krautter, J., Jankovics, I., & Rucinski, S. M. 1998, *MNRAS*, 301, 39

Table 1. Model parameters

Source	Spectral Type	$A_v$ (mag)	Distance (pc)	$M_*$ ( $M_\odot$ )	$T_{\text{eff}}$ (K)	$L_*$ ( $L_\odot$ )	$R_{\text{Disk,in}}$ (AU)	$R_{\text{Gap,in}}$ (AU)	$R_{\text{Gap,out}}$ (AU)	$M_{\text{Dust,small}}$ ( $10^{-6} M_\odot$ )	$M_{\text{inner}}$ ( $M_{\text{lunar}}$ )	$H_p(R_{\text{disk}})/R_{\text{disk}}$
LkH $\alpha$ 330	G3 <sup>a</sup>	1.8 <sup>a</sup>	250 <sup>b</sup>	2.5 <sup>c</sup>	5800	16	0.27	0.8	50	5	0.24	0.15
SR 21	G2.5 <sup>d</sup>	9 <sup>d</sup>	160	2.5 <sup>d</sup>	5800	24	0.25	0.45	18	15	0.10	0.17
HD 135344	F4 <sup>e</sup>	0.5 <sup>f</sup>	84 <sup>e</sup>	1.8	6600 <sup>e</sup>	6.8	0.18	0.45	45	5	0.10	0.13
T Cha	G8 <sup>g</sup>	1.5 <sup>g</sup>	66 <sup>h</sup>	1.5 <sup>g</sup>	5600	1.4	0.08	0.2	15	3	0.025	0.11

<sup>1</sup>*a* - Cohen & Kuhi (1979), *b* - Enoch et al. (2006), *c* - Osterloh & Beckwith (1995), *d* - Prato et al. (2003), *e* - Dunkin et al. (1997), *f* - Malfait et al. (1998), *g* - Alcalá et al. (1993), *h* - Wichmann et al. (1998)

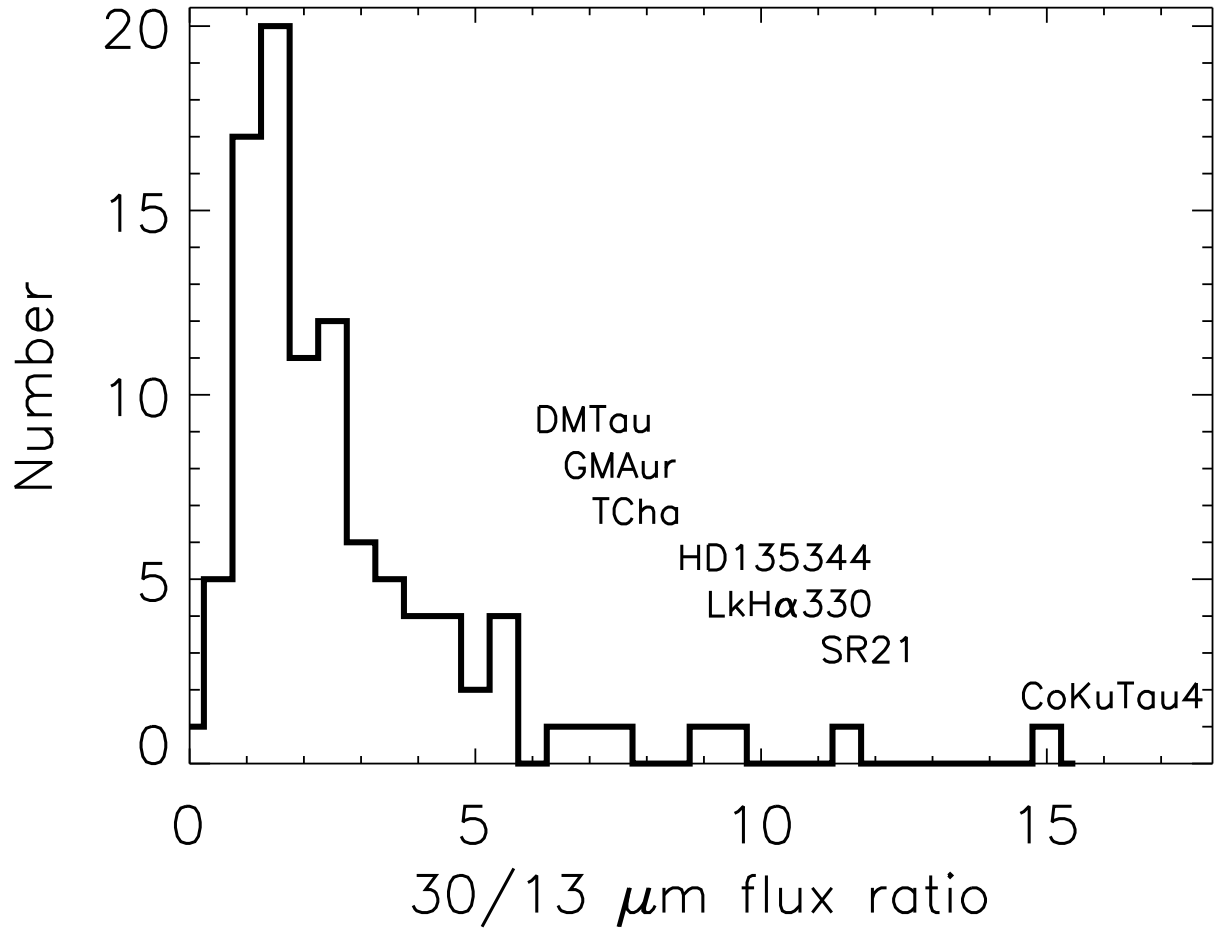


Fig. 1.— Spitzer IRS 30/13  $\mu\text{m}$  flux ratios for the c2d first look disk sample, along with those of DM Tau, GM Aur and CoKu Tau 4. The cold disks have much larger 30/13  $\mu\text{m}$  ratios than does the majority of the sample. Outliers are labeled.

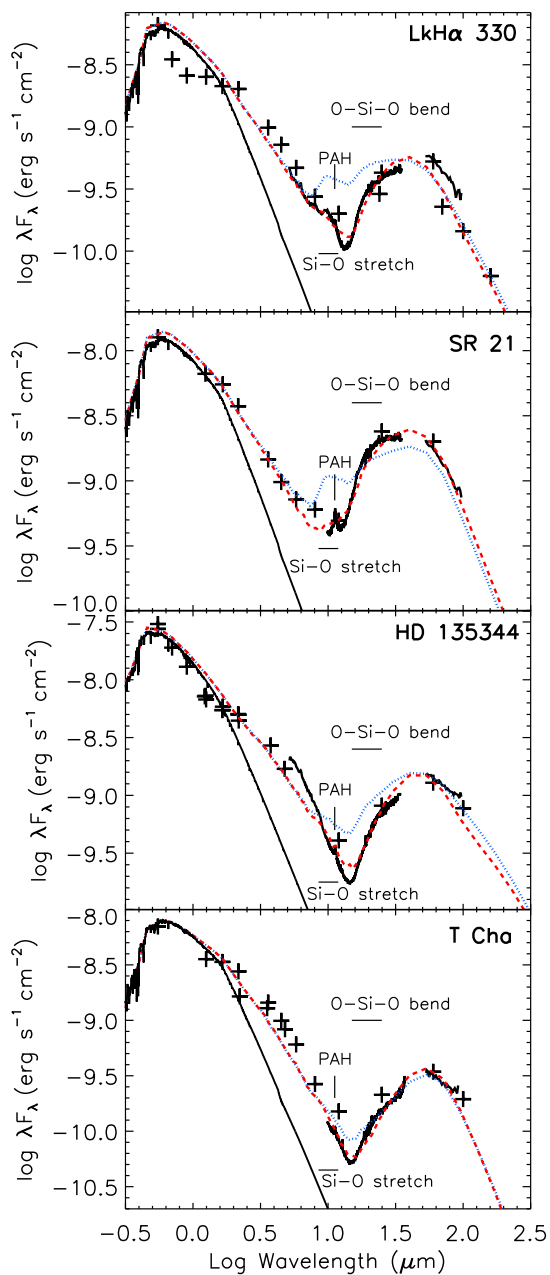


Fig. 2.— Spitzer IRS and MIPS spectra of the four cold disk sources reported here. The dashed line is the best fit star+disk model with a gap (see Table 1) and the dotted line is the equivalent model with no gap. JHK photometry is from 2MASS. IRAS photometry and our Spitzer photometry is shown in the mid- to far-IR. Optical and submillimeter photometry is from the literature (Alcalá et al. 1993; André & Montmerle 1994; Fernandez et al. 1995; Henning et al. 1993; Osterloh & Beckwith 1995).

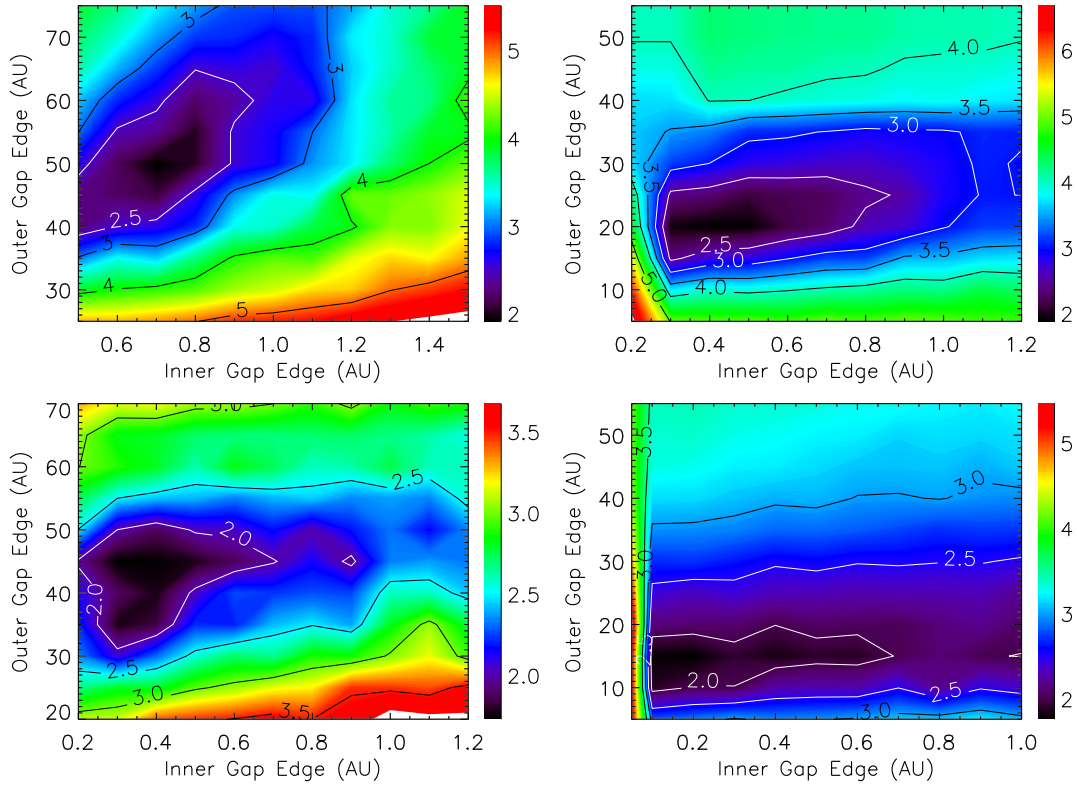


Fig. 3.— Chi squared contour maps of 2-D disk model fits to the SEDs with different inner and outer gap radii (clockwise from top left: LkH $\alpha$  330, SR 21, T Cha and HD 135344).