

A PERMANENT FORMULA FOR THE JONES POLYNOMIAL

MARTIN LOEBL AND IAIN MOFFATT

ABSTRACT. The permanent of a square matrix is defined in a way similar to the determinant, but without using signs. The exact computation of the permanent is hard, but there are Monte-Carlo algorithms that can estimate general permanents. Given a planar diagram of a link L with n crossings, we define a $7n \times 7n$ matrix whose permanent equals to the Jones polynomial of L . This result accompanied with recent work of Freedman, Kitaev, Larson and Wang provides a Monte-Carlo algorithm to any decision problem belonging to the class BQP, i.e. such that it can be computed with bounded error in polynomial time using quantum resources.

1. INTRODUCTION AND STATEMENT OF RESULTS

The *permanent* of an $n \times n$ matrix $A = (a_{ij})$ is defined to be

$$\text{per}(A) = \sum_{\sigma \in \text{Sym}_n} \prod_{i=1}^n a_{i\sigma(i)}$$

where Sym_n is the permutation group on $\{1, \dots, n\}$. It is well known that if A is the $(V \times W)$, $0, 1$ adjacency matrix of a bipartite graph $G = (V, W, E)$, then $\text{per}(A)$ is the number of perfect matchings of G . The permanent of A is syntactically similar to its determinant $\det(A)$, which is a signed variation of the above sum. This mild sign variation leads to a radical change in computability: computing permanents is hard (see 2.2), whereas determinants can be computed in a polynomial time.

It is a seminal result of Valiant (see [V3]) that many graph and knot polynomials, including the Jones polynomial, may be written as permanents. Here we are interested in the expression of the Jones polynomial as a permanent and in the implications of this expression. In the case of the Jones polynomial, the general reduction of [V3] leads to matrices of size at least $n^2 \times n^2$, n being the number of crossings of the link diagram. The large size of these matrices severely restricts a computational applicability of this result. It is clear that in order to efficiently calculate the Jones polynomial as a permanent, a new approach is needed. In this paper we exploit a well-known combinatorial interpretation of the permanent to find an expression of the Jones polynomial as the permanent of a matrix that grows linearly in the number of crossings.

The *Jones polynomial* ([J1]) is a celebrated invariant of links in S^3 . A *link* is a disjoint union of embedded circles in 3-space. The Jones polynomial J of a link can be uniquely characterized by the following skein relation:

$$q^2 J \left(\begin{array}{c} \nearrow \searrow \\ \nwarrow \nearrow \end{array} \right) - q^{-2} J \left(\begin{array}{c} \nwarrow \nearrow \\ \nearrow \searrow \end{array} \right) = (q - q^{-1}) J \left(\begin{array}{c} \nearrow \\ \searrow \end{array} \right) \left(\begin{array}{c} \nwarrow \\ \nearrow \end{array} \right)$$

together with the initial condition $J(\text{unknot}) = q + q^{-1}$. From this skein relation, it follows that the Jones polynomial of a link can be computed in exponential time (with respect to the number of crossings). Although the skein relation above provides the best known definition of the Jones polynomial, there are several other ways to construct the Jones polynomial. Below we will use a statistical mechanical construction of the Jones polynomial that is due to Turaev [Tu] and Jones [J2]. This state sum formulation for the Jones polynomial is described in Subsection 3.1.

In this paper we provide a permanent formula for the Jones polynomial and discuss applications and implications of this formula. This formulation of the Jones polynomial as a permanent of a $7n \times 7n$ matrix (where n is the number of crossings of the link diagram) is described below.

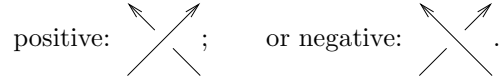
Date: October 28, 2018.

M.L. gratefully acknowledges the support of CONICYT via Anillo en Redes ACT08.

2010 *Mathematics Classification.* Primary 57M15. Secondary 57M27, 05C10.

Key words and phrases: Jones polynomial, permanent, state sums, approximation, quantum computing.

Consider a diagram D_L of an oriented link L , that is an oriented, 4-valent plane graph, where each vertex has a crossing structure of one of two types:



We form a graph \hat{D}_L , from the link diagram D_L , by replacing a neighbourhood of each crossing of D_L with one of the graphs shown in Figure 1. We say that \hat{D}_L is a blown-up version of D_L . \hat{D}_L is an immersed directed graph with $7n$ vertices, where n is the number of crossings of D_L . We will refer to the two graphs shown in Figure 1, minus the incoming and outgoing edges (which come from the link diagram), as *gadgets*. We emphasize the fact that the four edges in \hat{D}_L that enter and exit a gadget are all parallel when they meet the gadget.

In Definition 3.2 below, we define local weights on the edges of \hat{D}_L . Let M_L denote the adjacency matrix of weights of \hat{D}_L . M_L has size the number of vertices of \hat{D}_L , and the (i, j) entry of M_L is the weight of the corresponding directed edge (ij) of \hat{D}_L .

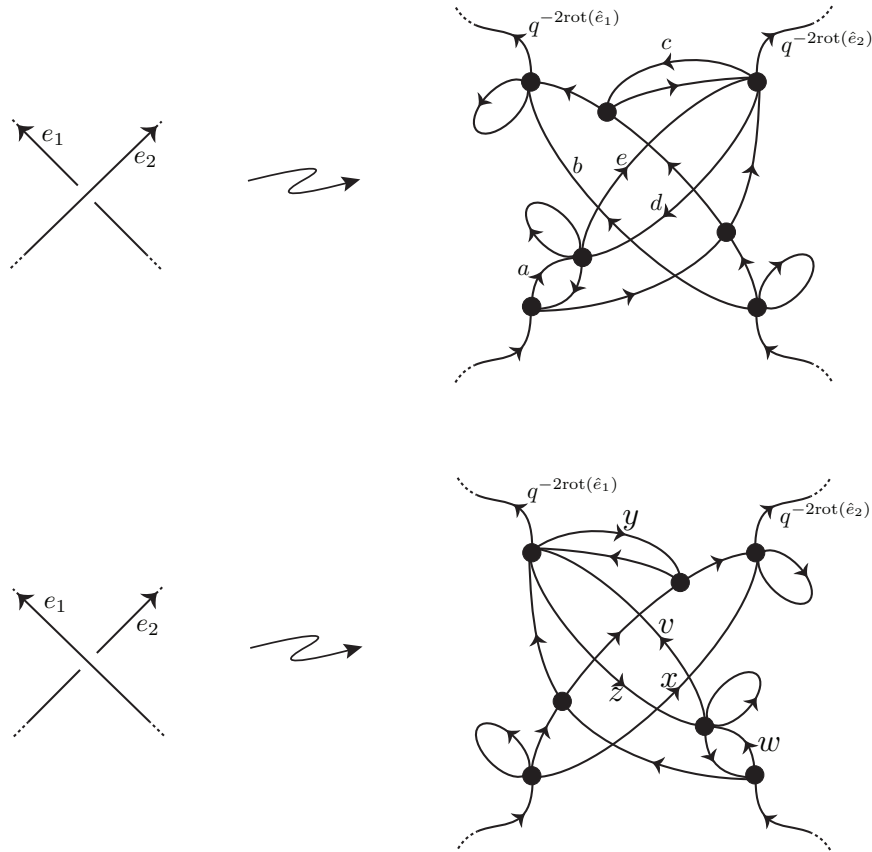


Figure 1. Gadgets at positive and negative crossings.

The next theorem is the main result of the paper. This result was inspired by the observation (see [GL], [BG]) that the weight system associated with the *colored Jones function* is a permanent.

Theorem 1. *For every link L we have*

$$J(L) = q^{-2\omega(D_L)} q^{\text{rot}(L)} \text{per}(M_L).$$

Definitions of the rotation number $\text{rot}(L)$ and writhe $\omega(D_L)$ are given in Subsection 3.1.

Acknowledgement. The first author wants to thank D. Aharonov, A. Barvinok, S. Basu, P. Buergisser, S. Garoufalidis, M. Jerrum, M. Kiwi and P. Tetali for enlightening discussions.

2. COMPUTATIONAL IMPLICATIONS

2.1. Jones and quantum computing. We follow an exposition of the results of Freedman, Kitaev, Larsen and Wang (see [FKLW]) written by Bordewich, Freedman, Lovasz and Welsh (see in particular the proof of Theorem 5.1 in [BFLW]).

Suppose that we have a BQP language and an input x . Then we can construct a link L , of size polynomial in $|x|$, such that if x is in the language then $|J(L, e^{2\pi i/5})| < [2]_5^{|x|+1} 0.39$. On the other hand, if x is not in the language then $|J(L, e^{2\pi i/5})| > [2]_5^{|x|+1} 0.65$. We use the standard notation $[2]_5 = 2 \cos(\pi/5)$.

It is also shown in [FKLW] that this kind of approximation of the Jones polynomial (called the *additive approximation* in [BFLW]) is in BQP. This was proven in a different way also by Aharonov, Jones and Landau [AJL]. The BQP-hardness of approximating the Jones polynomial is also discussed by Aharonov and Arad in [AA].

2.2. Exact computation of Jones polynomial and permanent. The complexity class $\#P$ consists of the counting versions of the decision problems in NP ; an example of a problem in $\#P$ is: given a graph, how many Hamiltonian cycles does it have? It is considered very unlikely that $\#P = P$. Exact computation of the permanent of 0,1 matrices is $\#P$ -complete (see Valiant [V1]) and exact computation of the Jones polynomial $J(L, t)$ is $\#P$ -hard except when t is a root of unity of order $r \in \{1, 2, 3, 4, 6\}$ (see Jaeger, Vertigan and Welsh [JVW]). Kuperberg (see [Kup]) showed that stronger than additive approximations of the Jones polynomial are hard. This contrasts with the approximations of the permanents, as we explain next.

2.3. Monte-Carlo algorithms for a permanent. Jerrum, Sinclair and Vigoda constructed *fully polynomial randomized approximation scheme* (FPRAS, in short) for approximating permanents of matrices with *nonnegative entries*, [JSV]. For an introduction to FPRAS, the reader may consult [H, p. xvii], [B] and [JSV]. Unfortunately, the result of [JSV] is the best possible. If one could approximate by a FPRAS the permanent of matrices with (say) integer entries, then $P = \#P$.

There are however several approximation algorithms for general permanents, which do not yield a polynomial-time complexity bound. Perhaps the simplest one is based on the following theorem, noticed by several researchers (Hammersley, Heilman, Lieb, Gutman, Godsil).

Theorem 2. *Let A be a matrix and let B be the random matrix obtained from A by taking the square root of minimal argument of each non-zero entry and then multiplying each non-zero entry by an element of $\{1, -1\}$ chosen independently uniformly at random. Then $\mathbb{E}((\det(B))^2) = \text{per}(A)$.*

This leads to a Monte-Carlo algorithm for estimating the permanent. The algorithm was described and studied first by Karmarkar, Karp, Lipton, Lovasz and Luby (see [KKLLL]). Clearly, for general matrices the Monte-Carlo algorithm described above may have to run an exponential time; however, with regard to the connection to the quantum computing, the experimental study of the algorithm applied to the particular matrices which come from knot and link diagrams is an attractive task and it is our work in progress jointly with Petr Plechac.

3. PROOFS

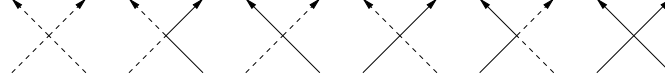
3.1. State sums and gadgets. The Jones polynomial has deep connections with statistical mechanics (see [J2, Wu] for example). In particular, the Jones polynomial can be defined as an ‘ice-type’ or ‘vertex’ statistical mechanical model. (The Jones polynomial can also be defined using other types of statistical mechanical models.) This means that the Jones polynomial can be defined as a state sum which uses a planar diagram of a link. This ice-type model for the Jones polynomial is due to Turaev [Tu] and Jones [J2] and is described below. We will use this model in our construction of a permanent formula of the Jones polynomial.

Choose a diagram D_L of a link L . Then, the Jones polynomial is given by the state sum

$$J(L)(q) = q^{-2\omega(D_L)} \sum_s q^{\text{rot}_0(s) - \text{rot}_1(s)} \prod_v R_v^{\text{sgn}(v)}(s).$$

where

- A state s is a coloring of the edges of D_L by 0 or 1 such that around each vertex (positive or negative) of D_L the coloring looks like one of the following possibilities:



where edges colored by 0 or 1 are depicted as dashed or solid respectively.

- The local weight $R_v^\pm(s)$ of a state s at a vertex v of D_L (positive or negative) is given by

(1)	+						
	$R_v^+(s)$	q	$q - \bar{q}$	1	1	0	q
(2)	-						
	$R_v^-(s)$	\bar{q}	0	1	1	$\bar{q} - q$	\bar{q}

where $\bar{q} = q^{-1}$. (These weights come from the R -matrix of the quantum group $U_q(\mathfrak{sl}_2)$ and we follow the conventions of [CP, p.235]).

- $\omega(L)$ is the writhe of D_L , that is the sum of the signs of the crossings of D_L .
- To define the rotation numbers $\text{rot}_0(s)$ and $\text{rot}_1(s)$ of a state s , we first define the rotation number $\text{rot}(a)$ of a curve a immersed in the plane to be the $\psi/(2\pi)$, where ψ is the total rotation angle of the tangent vector of a . (The direction of the counter-clockwise rotation is taken to be positive.) If s is a state of D_L , then $\text{rot}_i(s)$, for $i = 1, 2$, is the sum of the rotation numbers of each of the i -colored circles in s . The rotation numbers can also be defined combinatorially as follows: smooth any 4-valent vertex of s as follows:



The result is a collection of oriented planar circles, colored by 0 or 1. $\text{rot}_i(s)$ is the number of counter-clockwise 0-colored circles minus the number of clockwise i -colored circles.

It will be convenient to include the phase factors q^{rot} in the R -matrix. This can be achieved as follows: Let \tilde{D}_L be the diagram obtained by isotoping D_L so that at each crossing the over and undercrossing arcs meet each other at a tangent where they cross. This means that the rotation number of a cycle c of D_L equals $\sum_{e \in c} \text{rot}(\tilde{e})$, where $\text{rot}(\tilde{e})$ is the rotation number of the edge \tilde{e} of \tilde{D}_L corresponding to edge e of D_L .

Now, for a state s and a vertex v of D_L , consider its two outgoing edges e_1, e_2 (see Figure 1) and the rotation numbers $r_1 = \text{rot}(\tilde{e}_1)$ and $r_2 = \text{rot}(\tilde{e}_2)$. Of course, r_1 and r_2 depend on v . We now define the modified weights $B_v^\pm(s)$ of a state s at a vertex v by:

(3)	+						
	$B_v^+(s)$	$qq^{r_1+r_2}$	$(q - \bar{q})q^{r_1-r_2}$	$q^{-r_1+r_2}$	$q^{r_1-r_2}$	0	$qq^{-r_1-r_2}$
	-						
	$B_v^-(s)$	$\bar{q}q^{r_1+r_2}$	0	$q^{-r_1+r_2}$	$q^{r_1-r_2}$	$(\bar{q} - q)q^{-r_1+r_2}$	$\bar{q}q^{-r_1-r_2}$

With these weights, we have

Lemma 3.1. *Suppose that D_L is a diagram for a link L . Let \tilde{D}_L be the diagram obtained by isotoping D_L so that at each crossing the over and undercrossing arcs meet each other at a tangent where they cross. Then*

$$J(L) = J(\tilde{D}_L) = q^{-2\omega(\tilde{D}_L)} \sum_s \prod_v B_v^{\text{sgn}(v)}(s).$$

Proof. If s is a state of D_L and s_i is the set of i -colored circles in s , $i = 0, 1$ then

$$q^{\text{rot}_0 s - \text{rot}_1(s)} = q^{\text{rot}(s_0) - \text{rot}(s_1)} = \prod_e q^{\text{rot}(\tilde{e})\delta_{e,s_0} - \text{rot}(\tilde{e})\delta_{e,s_1}},$$

where the second equality follows since the four arcs entering an exiting a gadget are tangential. This sum can be written as

$$\prod_v q^{\sum_{e \text{ starts at } v} \text{rot}(\tilde{e})\delta_{e,s_0} - \text{rot}(\tilde{e})\delta_{e,s_1}}$$

where $\delta_{e,c} = 1$ (respectively 0) if e lies in c (respectively does not lie in c). Thus,

$$\begin{aligned} \sum_s q^{\text{rot}_0(s) - \text{rot}_1(s)} \prod_v R_v^{\text{sgn}(v)}(s) &= \sum_s \prod_v q^{\sum_{e \text{ starts at } v} \text{rot}(\tilde{e})\delta_{e,s_0} - \text{rot}(\tilde{e})\delta_{e,s_1}} R_v^{\text{sgn}(v)}(s) \\ &= \sum_s \prod_v B_v^{\text{sgn}(v)}(s). \end{aligned}$$

□

Note that in this proof we used the fact that in \tilde{D}_L , the over and undercrossing arcs meet each other at a tangent where they cross. We could avoid this tangent condition on the edges entering and exiting a crossing by adding factors to the the expressions $B_v^\pm(s)$ that are determined by the angles formed by the crossings in D_L . See [Ba] for details on this type of construction.

Definition 3.2. Let D_L be a link diagram. Then we let \hat{D}_L denote the directed, edge-weighted graph drawn in the plane which is obtained from D_L by replacing a neighbourhood of each crossing of D_L with the gadgets and their incident edges as shown in Figure 1. The edge weights W of \hat{D}_L are given by the convention that all of the undecorated edges have weight 1,

$$(a, b, c, d, e) = ((q - q^{-1}), (q + q^{-1})/2, -q/2, q, 1/2),$$

$$(v, w, x, y, z) = (1/2, q^{-1} - q, (q + q^{-1})/2, -q^{-1}/2, q^{-1}),$$

and each edge \hat{e} coming from an edge e of D_L is assigned the weight $q^{-2\text{rot}(\hat{e})}$.

Lemma 3.3. *Let D_L be a link diagram of L and \hat{D}_L be the graph constructed as described in Definition 3.2. Then*

$$J(L) = q^{-2\omega(D_L)} q^{\text{rot}(L)} \sum_{p \in \mathcal{P}} \prod_{e \in p} W_e,$$

where \mathcal{P} denotes the set of vertex-disjoint directed cycles that cover all vertices of \hat{D}_L .

Proof. Let s be a state of D_L and \tilde{s} be the corresponding state in \tilde{D}_L (the diagram constructed in Lemma 3.1). There is a correspondence between the state \tilde{s} at a crossing \tilde{v} and sets of vertex-disjoint directed cycles that cover all vertices of \hat{D}_L . This correspondence is given in the following way: if \tilde{a} is an edge incident with \tilde{v} in \tilde{D}_L , and \hat{a} is the corresponding edge in \hat{D}_L , then the edge \hat{a} is in a cycle if and only if \tilde{a} is colored by 1. The correspondence is given for a positive crossing in Appendix A. From the appendix it is also readily seen that at a positive crossing

$$B_v^+(s) = \sum_{p \in \mathcal{P}(s,v)} q^{\text{rot}(\hat{e}_1) + \text{rot}(\hat{e}_2)} \prod_{e \in p} W_e,$$

where if $\mathcal{P}(s)$ denotes the set of vertex-disjoint directed cycles that cover all vertices of \hat{D}_L that corresponds with the state s , then $\mathcal{P}(s,v)$ denotes the set of edges of $\mathcal{P}(s)$ that belong to the gadget at the crossing v of D_L . It is readily checked that the corresponding identity also holds at negative crossings. It then follows that

$$q^{-2\omega(D_L)} q^{\text{rot}(L)} \sum_{p \in \mathcal{P}} \prod_{e \in p} W_e = q^{-2\omega(\tilde{D}_L)} \sum_s \prod_v B_v^{\text{sgn}(v)}(s),$$

which, by Lemma 3.1, is equal to the Jones polynomial, as required. \square

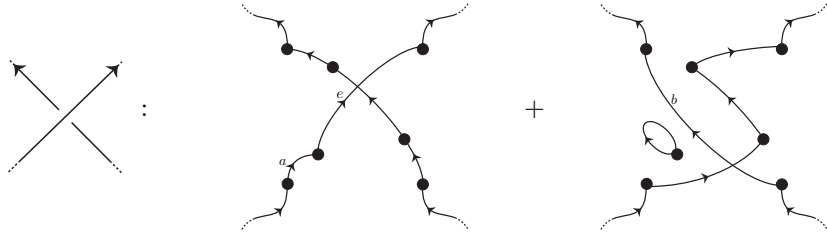
We make the following definition for the matrix M_L that is used in Theorem 1.

Definition 3.4. Let D_L be a link diagram and \hat{D}_L be the associated graph constructed as in Definition 3.2. Then we let M_L denote the adjacency matrix of \hat{D}_L , whose (i, j) -entry is the weight of the directed edge (i, j) .

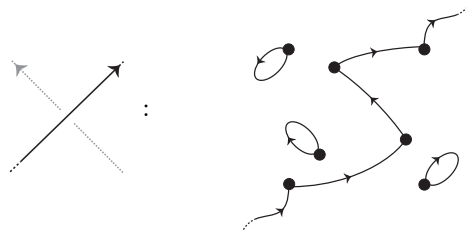
We can now prove Theorem 1.

Proof of Theorem 1. It is well known that if A is the 0,1 adjacency matrix of a graph, then $\text{per}(A)$ is the number of collections of vertex-disjoint directed cycles that cover all vertices of the graph. Similarly for general matrix A , $\text{per}(A) = \sum_C a(C)$, where the sum is over all collections of vertex-disjoint directed cycles that cover all vertices of the graph and $a(C) = \prod_{\{ij\} \in C} A_{ij}$. Using the notation of Lemma 3.3, it follows that $\text{per}(M_L) = \sum_{p \in \mathcal{P}} \prod_{e \in p} W_e$. The result then follows from Lemma 3.3. \square

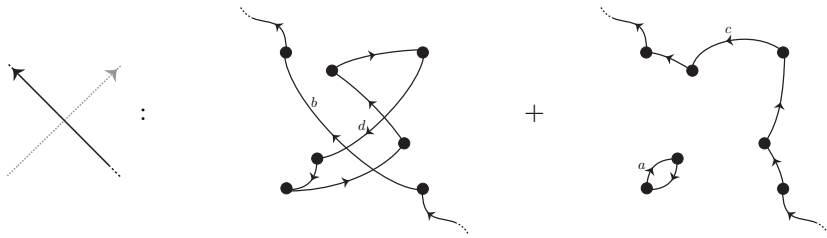
APPENDIX A. FIGURES



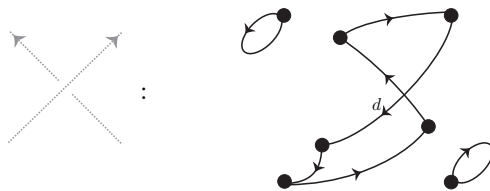
Case 1. $q = ae + b$



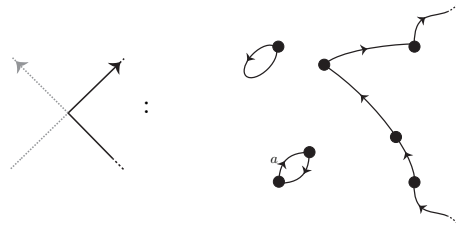
Case 2. $1 = 1$



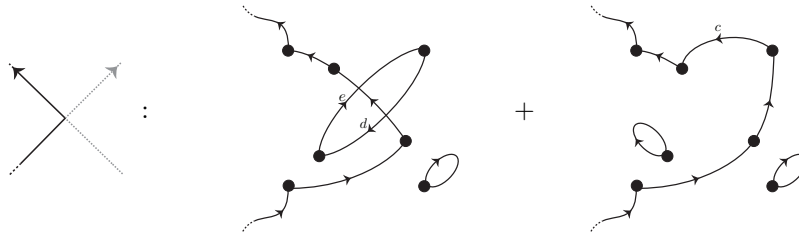
Case 3. $1 = bd + ac$



Case 4. $q = d$



Case 5. $q - q^{-1} = a$



Case 6. $0 = de + c$

REFERENCES

- [AA] D. Aharonov, I. Ared, *The BQP-hardness of approximating the Jones polynomial*, preprint, [arXiv:quant-ph/0605181](https://arxiv.org/abs/quant-ph/0605181).
- [AJL] D. Aharonov, V. Jones, Z. Landau, *A polynomial quantum algorithm for approximating the Jones polynomial*, Proceedings STOC 06 (2006) 427- 436.
- [AFW] N. Alon, A. Frieze and D. Welsh, *Polynomial time randomized approximation schemes for Tutte-Gröthendieck invariants: the dense case*, Random Structures Algorithms **6** (1995) 459–478.
- [Ba] R. Baxter, *Exactly solved models in statistical mechanics*. Academic Press, Inc., London, 1982.
- [BG] D. Bar-Natan, S. Garoufalidis, *On the Melvin-Morton-Rozansky Conjecture*, Inventiones **125** (1996), 103–133.
- [B] A. Barvinok, *Polynomial time algorithms to approximate permanents and mixed discriminants within a simply exponential factor*, Random Structures and Algorithms **14** (1999) 29–61.
- [BFLW] M. Bordewich, M. Freedman, L. Lovasz, D. Welsh, *Approximate Counting and Quantum Computation*, Combinatorics, Probability and Computing **14** (2005) 737- 754.
- [CP] V. Chari and A. Pressley, *A guide to quantum groups*, Cambridge University Press, 1994.
- [FKLW] M. Freedman, A. Kitaev, M. Larsen, Z. Wang, *Topological quantum computation*, Bull. Amer. Math. Soc. **40** (2003), 31–38.
- [GL] S. Garoufalidis, M. Loebl, *Random walks and the colored Jones function*, Combinatorica **25** (2005).
- [H] D. Hochbaum, *Approximation algorithms for NP-hard problems*, PWS Publishing Company, Boston 1997.
- [JVW] F. Jaeger, D. Vertigan and D. Welsh, *On the computational complexity of the Jones and Tutte polynomials*, Math. Proc. Cambridge Philos. Soc. **108** (1990), 35-53.
- [JSV] M. Jerrum, A. Sinclair and E. Vigoda, *A polynomial-time approximation algorithm for the permanent of a matrix with non-negative entries*, preprint 2000.
- [J1] V. Jones, *Hecke algebra representation of braid groups and link polynomials*, Annals Math. **126** (1987) p. 335–388.
- [J2] ———, *On knot invariants related to some statistical mechanical models*, Pacific J. Math. **137** (1989) 311–334.
- [KKLLL] N. Karmarkar, R. Karp, R. Lipton, L. Lovasz, M. Luby, *A Monte-Carlo algorithm for estimating the permanent*, SIAM J. Comput. **22** (1993), 284- 293.
- [Kup] G. Kuperberg, *How hard is it to approximate the Jones polynomial?*, preprint, [arXiv:0908.0512v1](https://arxiv.org/abs/0908.0512v1).
- [Tu] V. Turaev, *The Yang-Baxter equation and invariants of links*, Inventiones Math. **92** (1988) 527–553.
- [V1] L. Valiant, *The complexity of computing the permanent*, Theoretical Computer Science **8** (1979) 189–201.
- [V2] ———, *The complexity of enumeration and reliability problems*, SIAM Journal on Computing **8** (1979) 410–421.
- [V3] ———, *Completeness Classes in Algebra*, Proceedings of the 11th annual ACM symposium on Theory of computing (1979) 249–261.
- [W] D. Welsh, *Complexity: knots, colourings and counting*, London Math. Soc. Lecture Note Series **186** Cambridge Univ. Press, 1993.
- [Wu] F. Y. Wu, *Knot theory and statistical mechanics*, Rev. Modern Phys. **64** (1992), no. 4, 1099-1131.

DEPT. OF APPLIED MATHEMATICS AND, INSTITUTE OF THEORETICAL COMPUTER SCIENCE (ITI), CHARLES UNIVERSITY, MALOSTRANSKE N. 25, 118 00 PRAHA 1, CZECH REPUBLIC.

E-mail address: loeb1@kam.mff.cuni.cz

DEPARTMENT OF MATHEMATICS AND STATISTICS, UNIVERSITY OF SOUTH ALABAMA, MOBILE, AL 36688, USA.

E-mail address: imoffatt@jaguar1.usouthal.edu