

Scattering polarization of hydrogen lines from electric-induced atomic alignment

R. Casini¹ and R. Manso Sainz²

¹High Altitude Observatory, National Center for Atmospheric Research, ‡ P.O. Box 3000, Boulder, CO 80307-3000

²Instituto de Astrofísica de Canarias, C/ Vía Láctea s/n, E-38205 La Laguna, Tenerife, Spain

Abstract. We consider a gas of hydrogen atoms illuminated by a broadband, unpolarized radiation with zero anisotropy. In the absence of external fields, the atomic J -levels are thus isotropically populated. While this condition persists in the presence of a magnetic field, we show instead that electric fields can induce the alignment of those levels. We also show that this *electric alignment* cannot occur in a two-term model of hydrogen (e.g., if only the Ly_α transition is excited), or if the level populations are distributed according to Boltzmann's law.

PACS numbers: 32.70.Jz, 32.60.+i, 32.30.-r

1. Introduction

Atomic polarization is the property that describes the condition of population imbalances and quantum coherences between atomic levels [1, 2]. Population imbalances in a J -level occur when its Zeeman sublevels, characterized by the azimuthal quantum number $M = -J, \dots, J$, are differently populated. Quantum coherences (or interferences) occur instead when definite phase relations exist between the wave functions representing two distinct Zeeman sublevels. An atomic J -level is said to be *isotropically* (or *naturally*) populated if its Zeeman sublevels have identical populations, and the quantum coherences among them are completely relaxed.

The study of atomic polarization has played a fundamental role in the quantum mechanical understanding of the photon-atom interaction [3, 4, 5, 6, 7, 1], and in devising techniques for controlling and manipulating atoms through radiation (e.g., laser cooling [8, 9]). Because atomic polarization is affected by the physical conditions of the atomic gas (e.g., illumination conditions, external fields, gas density, collisions), and it manifests itself in the polarization of the light emitted by the atoms, its study is also fundamental for the diagnostics of plasmas, both in the laboratory and in space [10, 11, 12].

In order to represent atomic polarization, it is convenient to adopt the density-matrix formalism. The atomic density matrix projected onto the subspace of a level of total angular momentum J is represented by the $(2J + 1)^2$ elements $\rho_J(M, M')$, which satisfy the conjugation property $\rho_J(M, M')^* = \rho_J(M', M)$, characterizing Hermitian matrices. The diagonal elements ($M' = M$) are proportional to the populations of the M -states, whereas the off-diagonal elements ($M' \neq M$) represent the quantum coherences between different M -states. Hence, for an isotropically populated J -level, the density matrix is simply proportional to the identity matrix of rank $2J + 1$. A J -level is further said to be *oriented* if $\rho_J(-M, -M) \neq \rho_J(M, M)$, and *aligned* if sublevels corresponding to different values of $|M|$ have different populations. In general, an atomic level (and hence the atomic system) can be both oriented and aligned. The concept of orientation and alignment of an atomic level will be further clarified in the next section.

Typically, there are two mechanisms considered in the literature, by which atomic polarization can be created: 1) anisotropic and/or polarized excitation by radiation or particles, which selectively populates the different magnetic sublevels in the transition; 2) in the presence of external fields (electric and/or magnetic), a transition is excited by radiation that has spectral structure across the frequency range of level splitting [1, 13, 14, 15, 16, 17, 18, 19]. In this paper we consider instead a different mechanism, which is the alignment of hydrogen levels in the presence of an electric field, when the atoms are illuminated with a broadband, unpolarized radiation with zero anisotropy ($\oint \frac{d\Omega}{4\pi} (3 \cos^2 \vartheta - 1) I(\Omega) \equiv 0$, where $I(\Omega)$ is the radiation intensity, and $\Omega \equiv (\vartheta, \varphi)$ the propagation vector§). This phenomenon of *electric alignment* has important implications for the diagnostics of electric and magnetic fields in hydrogen plasmas,

§ A possible realization of such illumination condition is that of an atom lying on the surface of a black body.

because it affects the scattering polarization that is produced by anisotropic irradiation and modified by the presence of external fields. Interestingly, there is no magnetic counterpart of this mechanism. However, if a magnetic field is present simultaneously with the electric field, electric alignment can be converted into atomic orientation via the alignment-to-orientation (A-O) conversion mechanism [20], resulting in broadband circular polarization (BCP) of the scattered radiation.

It is important to remark that electric alignment does not violate any conservation or symmetry principle. In particular, it cannot occur if the atom is illuminated by Planckian radiation, or if the electric fields are isotropically distributed (e.g., Holtsmark-type fields [21]) and no magnetic field is present.

2. The physics of electric alignment.

We study the mechanism by which an electric field can induce atomic alignment in an ensemble of hydrogen atoms that are initially in an isotropically populated state because of the particular illumination conditions. This process bears a resemblance with the phenomenon of polarized emission of Ly $_{\alpha}$ radiation by electric quenching of hydrogen atoms prepared in the 2S $_{1/2}$ metastable state [22, 23], since both phenomena are determined by the electric mixing of atomic states of different parity. However, the case studied in this paper has a much broader impact, because the electric-induced polarized emission of the hydrogen lines (not restricted to Ly $_{\alpha}$) is attained in a stationary regime of radiative excitation of the hydrogen atoms (rather than as a transient phenomenon like in the electric quenching of metastable hydrogen atoms), under conditions that are very common in hydrogen plasmas, both in the laboratory and in astrophysical objects. In addition, from our analysis we derive a necessary condition for the generation of electric alignment, which applies to any hydrogen line, and which to our knowledge has not been clarified in previous work.

Hydrogen atoms in an isotropically populated state are completely described by the lowest multipole order ($K = 0$) of the set of irreducible tensor components of the atomic density matrix (also known as *statistical tensors*||),

$$\begin{aligned}
 {}^nS \rho_Q^K(LJ, L'J') &= \sum_{MM'} (-1)^{J-M} \sqrt{2K+1} \begin{pmatrix} J & J' & K \\ -M & M' & Q \end{pmatrix} \\
 &\times {}^nS \rho(LJM, L'J'M'),
 \end{aligned} \tag{1}$$

where n is the principal quantum number of the level of interest, and L , S , and J , are the orbital, spin, and total angular momentum quantum numbers, respectively. In fact, the quantity $N_{nL}(J) = \sqrt{2J+1} {}^nS \rho_0^0(LJ, LJ)$ represents the total population of the level J in the atomic term nL . A direct evaluation of eq. (1) also shows that our definition of atomic orientation implies that the $K = 1$ multipole of the statistical tensor is not

|| We adopt the formalism of the statistical tensors, rather than the more common angular-momentum representation introduced earlier, because better suited to the description of polarization processes. For an extensive review and applications of this formalism, see [2, 12].

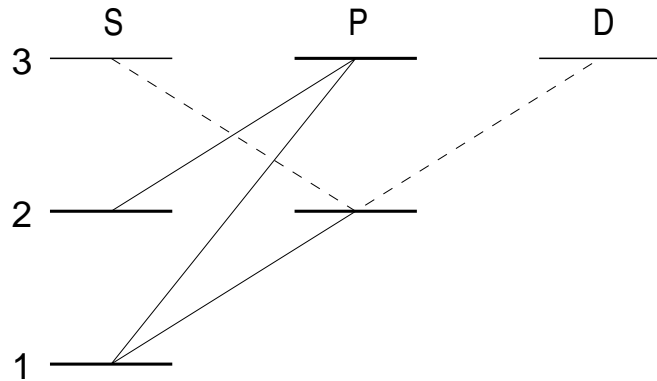


Figure 1. Schematic model of the hydrogen atom comprising the first three Bohr levels. The transitions indicated with solid lines define the minimal set of radiation processes needed to populate the terms 2S and 2P, in the absence of electric fields. This set forms the basis for the model of hydrogen described by the SE system of eqs. (3a)–(3f).

vanishing, whereas atomic alignment implies a non-zero $K = 2$ multipole. Sometimes one speaks more generally of orientation (alignment) of an atomic system when at least one of the odd (even) multipoles of the statistical tensor is not vanishing [24].

The statistical equilibrium (SE) of hydrogen atoms subject to external electric and magnetic fields is governed by the following evolution equation for the atomic density operator, ρ :

$$\dot{\rho} = (i\hbar)^{-1} [H_0 + H_E + H_B, \rho] - (\Gamma\rho + \rho\Gamma) + \mathcal{T}\rho. \quad (2)$$

A derivation of eq. (2) within the formalism of the statistical tensors is given in [25]. In eq. (2), H_0 is the field-free atomic Hamiltonian, $H_E = -e_0\mathbf{r} \cdot \mathbf{E}$ and $H_B = \mu_0\mathbf{B} \cdot (\mathbf{J} + \mathbf{S})$ are the usual electric and magnetic Hamiltonians, and finally Γ and \mathcal{T} are the two radiation operators that are responsible, respectively, for radiation damping and population transfer. (In this work, we neglect the role of collisions.) In the absence of external fields, and in the presence of a broadband, unpolarized radiation with zero anisotropy, eq. (2) reduces to the well-known rate equations for the atomic populations. The assumption of broadband illumination of the atoms implies that the pumping radiation has no spectral structure across the frequency range of any given hydrogen line. It is well known [26] that under this hypothesis the scattering process can be described as the succession of the two incoherent mechanisms of radiation absorption and re-emission, even in the absence of collisions. Such *flat-spectrum approximation* is indeed verified in most astrophysical problems—as well as in many applications to laboratory plasmas, except in the case of laser excitation—and it is a fundamental assumption in the derivation of the results of this work.

By studying the explicit expressions of the magnetic and electric contributions to eq. (2) (see eqs. [17b] and [17c] in [25]) one can see how an external field may be able to transform atomic populations, ${}^nS\rho_0^0(LJ, LJ)$, into quantum coherences, under the form of non-diagonal orientation components, ${}^nS\rho_Q^1(LJ, L'J')$. In the case of a magnetic field,

these orientation components can only be generated between J levels that belong to the same nL term (because the magnetic Hamiltonian is diagonal with respect to L). On the other hand, since by assumption the incident radiation is spectrally flat across the frequency range of any $nL-n'L'$ transition, the population of these levels always satisfy the condition $N_{nL}(J)/N_{nL}(J') = (2J + 1)/(2J' + 1)$, characteristic of thermodynamic equilibrium (TE). In such case, one can show that the total magnetic contribution to atomic orientation vanishes. Hence, within the flat-spectrum approximation, a magnetic field cannot, by itself, generate atomic polarization in an atomic system that is initially in an isotropically populated state. This is a well-known fact, which is at the basis of the application of the Hanle effect to the magnetic diagnostics of plasmas [11, 12].

In the presence of an electric field, instead, the electric Hamiltonian mixes levels with $\Delta L = 1$, and it is found that population imbalances (i.e., out of TE) between such interfering levels can effectively be transformed into atomic polarization. This process is only inhibited under strict TE conditions for the Bohr level n , when $N_{nL}/N_{nL'} = (2L + 1)/(2L' + 1)$. However, in the absence of collisions, this can only happen if the illumination is Planckian ($I(\boldsymbol{\Omega}) = B_T$; in such case the TE distribution of level populations applies to the entire atomic model). Otherwise, we must expect a contribution from electric alignment to the polarized radiation scattered by a gas of hydrogen atoms, under a wide range of physical conditions that are commonly found in laboratory and astrophysical plasmas.

In order to quantify this mechanism, we consider a simplified model of the hydrogen atom, consisting of the first two Bohr levels, plus the 3P term (see Fig. 1). For simplicity, we neglect the fine structure of hydrogen (both spin-orbit interaction and Lamb shift), and we also assume that the 3P term is isotropically populated. (This last assumption further reduces the dimensionality of the problem.) The SE of this restricted model of hydrogen—for broadband, unpolarized incident radiation with zero anisotropy, and in the presence of an electric field (which defines the quantization axis)—is governed by 6 rate equations derived from eq. (2). These equations involve the populations of the four levels considered in the model, the alignment of the 2P level (a_{2P}), and the imaginary part[¶] of the atomic orientation coherence, ${}^n\rho_0^1(L, L')$, between the levels 2S and 2P ($c_{2S,2P}$). After imposing the stationary condition $\dot{\rho} = 0$, eq. (2) yields the following linear system

$$(R_{12} + R_{13})N_{1S} - R_{21}N_{2P} - R_{31}N_{3P} = 0, \quad (3a)$$

$$R_{23}N_{2S} - R_{32}N_{3P} - 6\omega_E c_{2S,2P} = 0, \quad (3b)$$

$$R_{12}N_{1S} - R_{21}N_{2P} - 6\omega_E c_{2S,2P} = 0, \quad (3c)$$

$$R_{13}N_{1S} + R_{23}N_{2S} - (R_{31} + R_{32})N_{3P} = 0, \quad (3d)$$

$$R_{21}a_{2P} - 2\sqrt{6}\omega_E c_{2S,2P} = 0, \quad (3e)$$

$$3\omega_E N_{2S} - \omega_E N_{2P} + \sqrt{6}\omega_E a_{2P} + \frac{1}{2}(R_{23} + R_{21})c_{2S,2P} = 0, \quad (3f)$$

where we indicated with $R_{nn'}$ the radiative rate for the transition from Bohr's level n

[¶] The real part is zero, if there is no Lamb shift between the 2S and 2P levels.

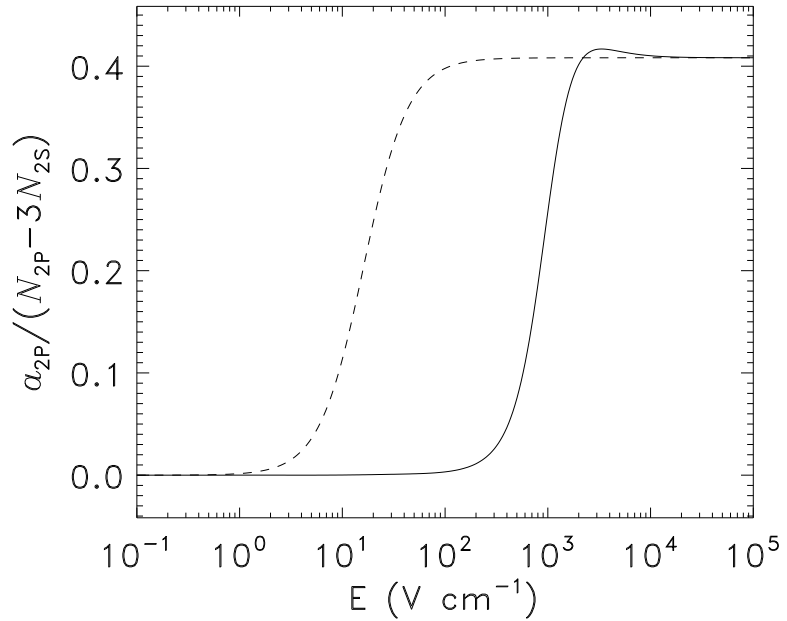


Figure 2. Alignment of the 2P term of hydrogen as a function of the electric field strength (solid line). The atomic model includes all Bohr's levels up to $n = 4$ with fine structure. The dashed line shows the same quantity for the restricted model of eqs. (3a)–(3f).

to n' , and with $\omega_E = a_0 e_0 E / \hbar$ the angular frequency associated with the electric field strength. To completely determine the solution of this linear system, we must impose the conservation of the total atomic population, $N_{1S} + N_{2S} + N_{2P} + N_{3P} = 1$. Solving the linear system algebraically, we find

$$a_{2P} = \frac{2\sqrt{6}}{R_{21}} c_{2S,2P} \omega_E, \quad (4a)$$

$$c_{2S,2P} = \frac{2R_{21} \omega_E}{R_{21}(R_{21} + R_{23}) + 24\omega_E^2} (N_{2P} - 3N_{2S}). \quad (4b)$$

These relations show that the alignment of the 2P term is a direct consequence of the quantum coherence between the 2S and 2P terms due to electric mixing of the same terms, as expected. However, under TE conditions, electric alignment cannot be generated, because $N_{2P}/N_{2S} = 3$. In the limit of very strong fields, the quantum coherence between the 2S and 2P terms vanishes, whereas the atomic alignment of the 2P term reaches the asymptotic value of

$$a_{2P}(\omega_E \rightarrow \infty) = \frac{1}{\sqrt{6}} (N_{2P} - 3N_{2S}), \quad (5)$$

which again is zero under TE conditions.

For comparison, we calculated numerically the alignment of the 2P term for a model of hydrogen that includes all Bohr's levels up to $n = 4$ with fine structure (the dimension of the SE system is 1416×1416 in such case). This quantity depends on the alignment of the fine-structured levels, according to the formula

$$\begin{aligned}
 {}^n\rho_Q^K(L, L') &= \sum_{JJ'} (-1)^{K+L'+J'+S} \sqrt{(2J+1)(2J'+1)} \\
 &\quad \times \left\{ \begin{matrix} L & L' & K \\ J' & J & S \end{matrix} \right\} {}^{nS}\rho_Q^K(LJ, L'J').
 \end{aligned} \tag{6}$$

which gives in our case

$$a_{2P} \equiv \rho_0^2(1, 1) = \sqrt{\frac{2}{3}} \left[\rho_0^2 \left(1\frac{3}{2}, 1\frac{3}{2} \right) - \rho_0^2 \left(1\frac{1}{2}, 1\frac{3}{2} \right) + \rho_0^2 \left(1\frac{3}{2}, 1\frac{1}{2} \right) \right] \tag{7}$$

(for simplicity of notation, we suppressed the configuration superscript). In Fig. 2, we show the alignment of the 2P term normalized by the quantity $(N_{2P} - 3N_{2S})$, as a function of the electric field strength. The illumination conditions are such that $I(\boldsymbol{\Omega}) = (1/2)B_{T=20000\text{K}}$ with zero anisotropy. The solid line shows the alignment calculated with eq. (7), whereas the dashed line shows the alignment computed according to eqs. (4a) and (4b). We see that eq. (5) gives the correct strong-field limit also in the case of a realistic model of hydrogen. The disagreement between the two cases for intermediate field strengths is mainly due to the omission of the fine structure in the model of eqs. (3a)–(3f).

From eqs. (4a) and (4b), we can also conclude that both the alignment of the 2P term and the coherence between the 2S and 2P terms vanish identically when we restrict the atomic model below the minimal set of levels highlighted in Fig. 1. In fact, one can show that the quantity $(N_{2P} - 3N_{2S})$ contains a factor $(R_{12}R_{23}R_{31} - 3R_{13}R_{32}R_{21})$, which is zero if we eliminate the 3P term. It follows that electric alignment cannot be produced in a two-term model of hydrogen, for example, when the atoms are illuminated only by Ly_α radiation.⁺

3. Examples

We now consider some examples of broadband polarization of the scattered radiation of hydrogen lines, resulting from electric alignment. All results in this section are calculated assuming the same illumination conditions and hydrogen model (complete up to $n = 4$ with fine structure) adopted for Fig. 2.

Figure 3 shows the broadband linear polarization (BLP) of the Ly_α scattered radiation, due to the alignment generated by various distribution of electric fields, and in the presence of a magnetic field with $B = 1000\text{G}$ directed along the quantization axis. The reference direction for positive polarization is perpendicular to the quantization axis. As a model for the anisotropic distributions of electric fields, we considered

⁺ On the other hand, it is sufficient to pump the model of eqs. (3a)–(3f) with just Ly_β radiation, to be able to induce electric alignment in the 2P term. In that case, we reproduce the results for the electric quenching of metastable hydrogen atoms previously considered in the literature [22, 23]. Specifically, for very large field strengths the Ly_α radiation is found to be completely polarized along the applied electric field ($P_{\text{linear}} = -100\%$), whereas for vanishing field strengths (taking into account the fine structure of hydrogen) we find $P_{\text{linear}} \approx +32.88\%$, in agreement with the results of [23] for the case of “adiabatic” quenching considered in that work.

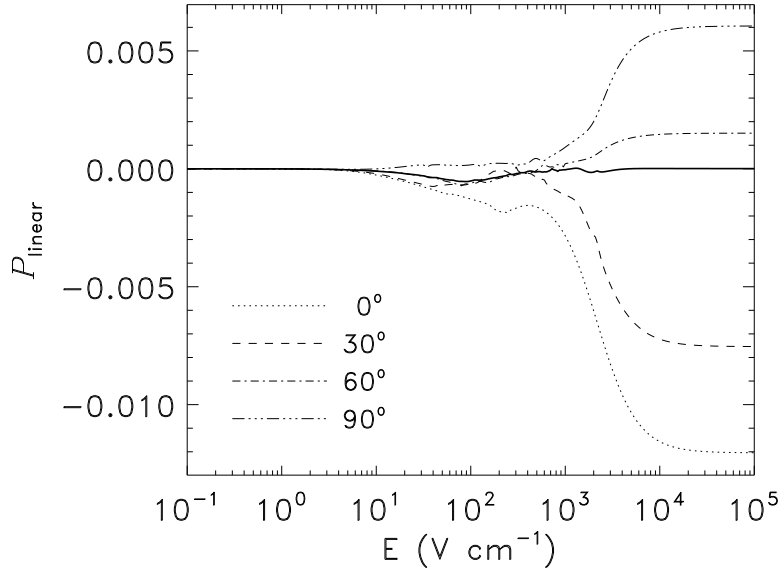


Figure 3. Degree of BLP from electric alignment of the Ly_α radiation scattered at 90° from the direction of the quantization axis, as a function of the field strength of various distributions of electric fields, and in the presence of a magnetic field with $B = 1000 \text{ G}$ directed along the quantization axis. The plot shows the case of random-azimuth electric fields of different inclinations (dashed curves), and the case of isotropic electric fields (thick solid curve).

the case of random-azimuth fields with various inclinations from the quantization axis ($\vartheta_E = 0^\circ, 30^\circ, 60^\circ, 90^\circ$). For such distributions the hydrogen levels are aligned, resulting in BLP of the scattered radiation (dashed curves). The alignment is zero for vanishing electric fields, as expected, because the coherences ${}^n S \rho_0^1(LJ, L'J')$ are zero in that case. On the contrary, the alignment reaches asymptotically finite values for very large electric fields, in agreement with eq. (5). In the case of isotropic electric fields (thick solid curve), the BLP generally does not vanish, because different field directions in the isotropic distribution are not equivalent when the spherical symmetry is already broken by the presence of the magnetic field. However, it vanishes for very strong electric fields, as expected for symmetry reasons.

Figure 4 shows the BCP of Ly_α , for the same distributions of the electric and magnetic fields of Fig. 3. We see that the presence of the magnetic field is capable of converting the electric alignment of the hydrogen levels into atomic orientation via the A-O mechanism [20]. This orientation is responsible for the appearance of BCP in the scattered radiation. On the contrary, the electric alignment generated in the presence of only electric fields cannot be further converted into BCP-producing atomic orientation, so all curves of Fig. 4 would collapse to zero in the absence of the magnetic field.

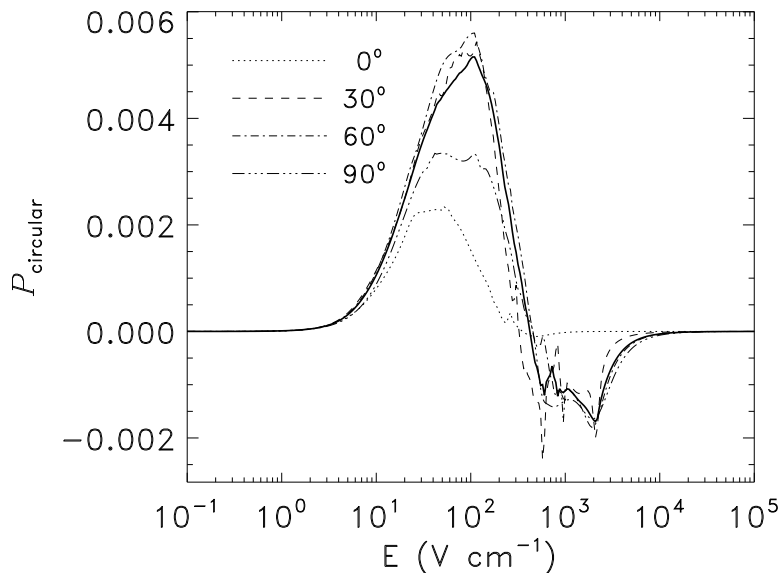


Figure 4. Same as Fig. 3, but for the degree of BCP observed along the magnetic field.

4. Conclusions

In this paper we demonstrated that it is possible to generate atomic alignment of hydrogen levels *radiatively* through a mechanism that does not require anisotropic illumination, polarization, or spectrally modulated radiation. The alignment is instead generated by an electric field that mixes atomic levels having imbalanced populations (out of TE).

In practice, such electric alignment will always contribute alongside with other competing polarizing mechanisms (for example, anisotropic excitation), and the relative importance of this effect will depend on the physical conditions of the plasma and on the particular hydrogen line. A recent investigation of the polarization effects of an isotropic distribution of electric fields in magnetized plasmas, where all these competing mechanisms are taken into account, has been presented in [27] for the case of the Ly_α and H_α lines.

References

- [1] Happer W 1972 *Rev. Mod. Phys.* **44** 169
- [2] Blum K 1981 *Density Matrix Theory and Applications* (New York: Plenum Press)
- [3] Hanle W 1924 *Z. Phys.* **30** 93
- [4] Mitchell A C G and Zemansky M W 1934 *Resonance Radiation and Excited Atoms* (Cambridge: Cambridge Press)
- [5] Loudon R 1983 *The Quantum Theory of Light (2nd ed.)* (Oxford: Clarendon Press)
- [6] G. Moruzzi G and Strumia F 1991 *The Hanle Effect and Level-Crossing Spectroscopy* (New York: Plenum)
- [7] Cohen-Tannoudji C, Dupont-Roc J and Grynberg G 1992 *Atom-Photon Interactions* (New York: Wiley)

- [8] Dalibard J and Cohen-Tannoudji C 1989 *J. Opt. Soc. Am. B* **6** 2023
- [9] Monroe C, Swann W, Robinson H and Wieman C 1990 *Phys. Rev. Lett.* **65** 1571
- [10] Fujimoto T and Iwamae A 2007 *Plasma Polarization Spectroscopy* (Berlin: Springer)
- [11] Stenflo J O 1994 *Solar Magnetic Fields* (Dordrecht: Kluwer)
- [12] Landi Degl'Innocenti E and Landolfi M 2004 *Polarization in Spectral Lines* (Dordrecht: Kluwer)
- [13] Fano U and Macek J H 1973 *Rev. Mod. Phys.* **45** 553
- [14] Hertel I V, Schmidt H, Bähring A and Meyer E 1985 *Rep. Prog. Phys.* **48** 375
- [15] Cohen-Tannoudji C 1975 *Atomic Physics 4* ed G zu Putlitz et al (New York: Plenum)
- [16] Kastler A 1950 *J. Phys. Radium* **11** 255
- [17] Kastler A 1954 *Proc. R. Soc. A* (London) **67** 853
- [18] Walker T G and Happer W 1997 *Rev. Mod. Phys.* **69** 629
- [19] Bell W E and Bloom A L 1957 *Phys. Rev.* **107** 1559
- [20] Kemp J C, Macek J H and Nehring F W 1984 *Astrophys. J.* **278** 863
- [21] Griem H R 1974 *Spectral Line Broadening by Plasmas* (New York: Academic Press)
- [22] Fite W L, Kauppila W E and Ott W R 1968 *Phys. Rev. Lett.* **20** 409
- [23] Harbich W, Hippler R, Kleinpoppen H and Lutz H O 1989 *Phys. Rev. A* **39** 3388
- [24] Zare R N 1988 *Angular Momentum* (New York: Wiley)
- [25] Casini R 2005 *Phys. Rev. A* **71** 062505
- [26] Heitler W 1954 *The Quantum Theory of Radiation (3rd ed.)* (Oxford: Clarendon Press)
- [27] Casini R and Manso Sainz R 2006 *J. Phys. B: At. Mol. Opt. Phys.* **39** 3241