

Bottomonium and Charmonium at CLEO

R.E. Mitchell
(for the CLEO Collaboration)
*Department of Physics, Indiana University,
Bloomington, Indiana 47405, USA*



The bottomonium and charmonium systems have long proved to be a rich source of QCD physics. Recent CLEO contributions in three disparate areas are presented: (1) the study of quark and gluon hadronization using Υ decays; (2) the interpretation of heavy charmonium states, including non- $c\bar{c}$ candidates; and (3) the exploration of light quark physics using the decays of narrow charmonium states as a well-controlled source of light quark hadrons.

1 Introduction

The CLEO experiment at the Cornell Electron Storage Ring (CESR) is uniquely situated to make simultaneous contributions to both the bottomonium and charmonium systems in a clean e^+e^- environment. Between 2000 and 2003 CLEO III¹ ran with e^+e^- center of mass energies in the Υ region. A subset of this period was spent below $B\bar{B}$ threshold, where $\approx 20\text{M}$, $\approx 10\text{M}$, and $\approx 5\text{M}$ decays of the $\Upsilon(1S)$, $\Upsilon(2S)$, and $\Upsilon(3S)$, respectively, were collected. In 2003, CESR lowered its energy to the charmonium region and the CLEO III detector was slightly modified to become CLEO-c². Since that time, there has been an energy scan from 3.97 to 4.26 GeV ($\approx 60\text{pb}^{-1}$), samples collected at 4170 GeV ($\approx 300\text{pb}^{-1}$, largely for D_s physics) and the $\psi(3770)$ ($\approx 300\text{pb}^{-1}$, largely for D physics), and a total of nearly 28M $\psi(2S)$ decays have been recorded, only 3M of which have been analyzed.

Three (of many) topics recently addressed by the CLEO collaboration will be discussed below. The reach is wide: from fragmentation in bottomonium decays, to the interpretation of heavy charmonium states, to the use of narrow charmonium states as a source of light quark hadrons.

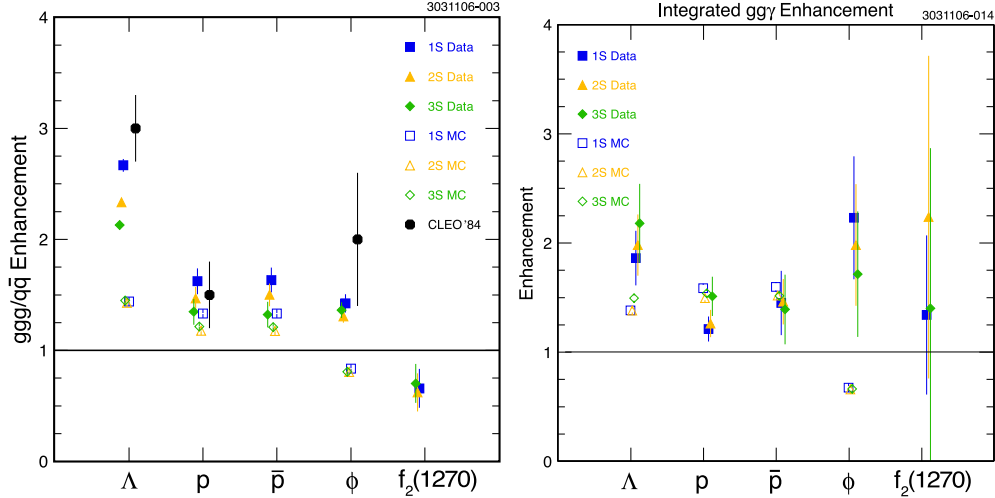


Figure 1: (a) The enhancement of particle production in ggg (Υ decays) over $q\bar{q}$ (the continuum). (b) The enhancement of particle production in $gg\gamma$ (radiative Υ decays) over $q\bar{q}\gamma$ (radiative continuum events). See text for details. From reference [4].

2 Bottomonium and Fragmentation

The bottomonium system provides many opportunities to study the hadronization of quarks and gluons. The number of gluons involved in the decay of a bottomonium state can be controlled by the charge-conjugation eigenvalue of the initial state: the Υ states decay through three gluons; the χ_{bJ} states decay through two. In addition, the continuum – where $e^+e^- \rightarrow q\bar{q}$ proceeds without going through a resonance – can be used as a source of quarks. Thus, particle production can be studied and compared in a number of different environments.

2.1 Quark and Gluon Fragmentation

In 1984, CLEO I first noticed an enhancement in baryon production in ggg (from $\Upsilon(1S)$ decays) over $q\bar{q}$ (from the $e^+e^- \rightarrow q\bar{q}$ continuum), i.e., the number of baryons produced per $\Upsilon(1S)$ decay was greater than the number produced per $q\bar{q}$ continuum event³. The interpretation of this phenomenon, however, was complicated by the fact that the ggg system consists of three partons (or three strings), while the $q\bar{q}$ system only has two partons (or one string). A recent CLEO III analysis⁴ has confirmed these findings with greater precision and has extended the comparison beyond $\Upsilon(1S)$ decays to the decays of the $\Upsilon(2S)$ and $\Upsilon(3S)$ states as well. Figure 1a shows new measurements of the enhancements of particle production in ggg over $q\bar{q}$, where the “enhancement” of a particle species is defined as the ratio of the number of particles produced per event in Υ decays to the number produced per event from the continuum. The ratio is binned in particle momentum and integrated. The MC predictions incorporate the JETSET 7.3 fragmentation model. In addition, the new analysis compares particle production in $gg\gamma$ (radiative Υ decays) and $q\bar{q}\gamma$ (radiative continuum events). The comparison in this case is between systems both having two partons and one string. The energy of the radiated photon is used to monitor parton energies. Figure 1b shows the enhancements of $gg\gamma$ over $q\bar{q}\gamma$, where in this case the ratio is binned in the energy of the radiated photon and integrated. A few conclusions can be drawn from these studies: (1) baryon enhancements in $gg\gamma$ vs. $q\bar{q}\gamma$ are somewhat smaller than in ggg vs. $q\bar{q}$; (2) the number of partons is important, not just \sqrt{s} ; and (3) the JETSET 7.3 fragmentation model does not reproduce the data.

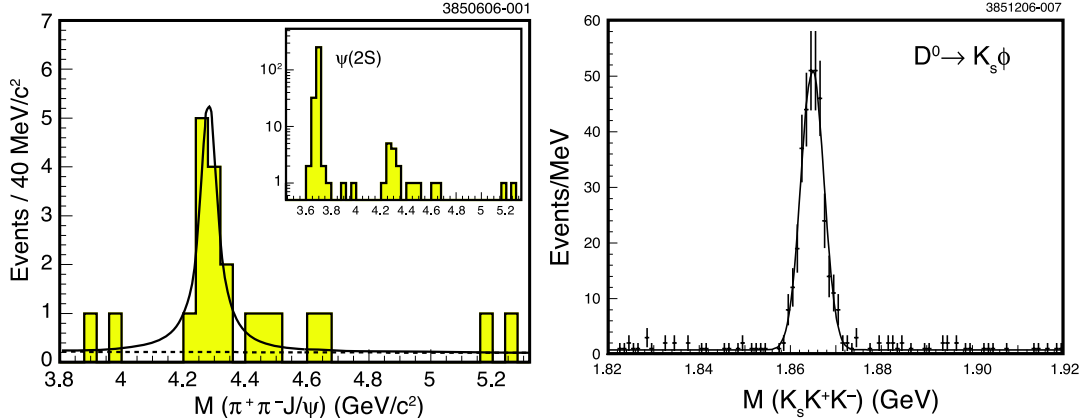


Figure 2: (a) The ISR production of the $Y(4260)$ in CLEO III (from reference [8]). The inset shows the ISR production of the $\psi(2S)$. (b) A precision measurement of the D^0 mass (from reference [10]), which aids in the interpretation of the $X(3872)$.

2.2 Anti-Deuteron Production

The production of (anti)deuterons in Υ decays provides another opportunity to study the hadronization of quarks and gluons. In this case, models predict that the gluons from the Υ decay first hadronize into independent (anti)protons and (anti)neutrons, which in turn “coalesce” into (anti)deuterons due to their proximity in phase space. CLEO has measured the production of anti-deuterons in $\Upsilon(1S)$ and $\Upsilon(2S)$ decays and has set limits on their production in $\Upsilon(4S)$ decays⁵. The production of anti-deuterons is easier to measure experimentally than the production of deuterons since anti-deuterons are not produced in hadronic interactions with the detector and the small background makes them easy to spot using dE/dx in the drift chambers. The relative branching fraction of inclusive $\Upsilon(1S) \rightarrow \bar{d}X$ to $\Upsilon(1S) \rightarrow ggg, gg\gamma$ was found to be $(3.36 \pm 0.23 \pm 0.25) \times 10^{-5}$. For comparison, a 90% C.L. upper limit of anti-deuteron production in the continuum was set at 0.031 pb at $\sqrt{s} = 10.5$ GeV, which, given an hadronic cross-section of the continuum of around 3000 pb, results in less than 1 in 10^5 $q\bar{q}$ events producing an anti-deuteron. This is a factor of three less than what is seen in $\Upsilon(1S)$ decays.

3 Interpretation of Heavy Charmonium States

The past few years have seen something of a renaissance in charmonium spectroscopy with the discovery of the unexpected $Y(4260)$ and $X(3872)$ states, among others. The $Y(4260)$ and $X(3872)$, in particular, have been the source of much speculation due to their multiple sightings and the difficulties encountered in attempting to incorporate them into the conventional $c\bar{c}$ spectrum. The contributions of CLEO to their interpretation will be discussed below. In addition, CLEO has recently made measurements pertaining to the charmonium character of the $\psi(3770)$, which is more often used as a source of $D\bar{D}$. While the $\psi(3770)$ is well-known and has been assumed to be the expected 3D_1 state of charmonium, pinning down its properties contributes to our global understanding of the charmonium spectrum.

3.1 $Y(4260)$

The $Y(4260)$ was first observed by BaBar⁶ decaying to $\pi^+\pi^-J/\psi$ using e^+e^- collisions with initial state radiation (ISR). This production mechanism requires the $Y(4260)$ have $J^{PC} = 1^{--}$. However, there is no place for a vector with this mass in the conventional $c\bar{c}$ spectrum. On one interpretation the $Y(4260)$ is a hybrid meson, a $q\bar{q}$ pair exhibiting an explicit gluonic degree of

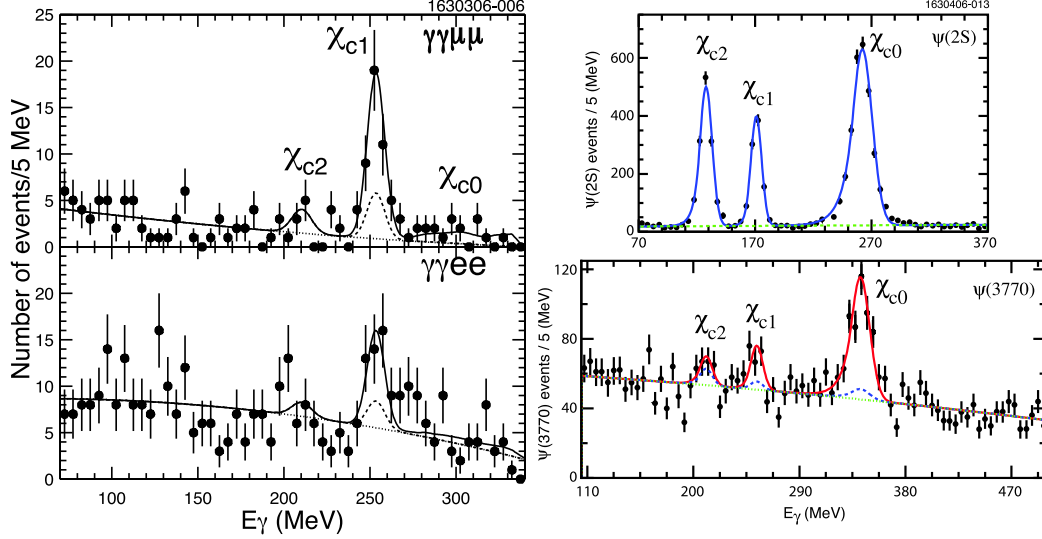


Figure 3: (a) The energy of the transition photon from $\psi(3770) \rightarrow \gamma\chi_{cJ}$ found when reconstructing $\chi_{cJ} \rightarrow \gamma J/\psi$ and requiring the J/ψ decay to $\mu^+\mu^-$ (top) or e^+e^- (bottom) (from reference [11]). (b) The energy of the transition photon when the χ_{cJ} are reconstructed in exclusive hadronic modes (bottom). The top plot shows the same transitions from the $\psi(2S)$, which were used for normalization (from reference [12]). The dashed lines in both (a) and (b) are backgrounds from the tail of the $\psi(2S)$.

freedom. CLEO has made two recent contributions regarding the nature of the $Y(4260)$. First, an e^+e^- energy scan⁷ was performed between 3.97 and 4.26 GeV. A rise in the production cross section was observed for both $\pi^+\pi^-J/\psi$ and $\pi^0\pi^0J/\psi$ at 4.26 GeV in the ratio of roughly 2:1. This ratio suggests the $Y(4260)$ is an isoscalar. Second, CLEO (using CLEO III data in the Υ region) has confirmed the initial observation by BaBar in $\pi^+\pi^-J/\psi$ from ISR⁸ (Figure 2a). This both confirms its existence and its $J^{PC} = 1^{--}$ nature. The measured mass and width, $4284_{-16}^{+17} \pm 4 \text{ MeV}/c^2$ and $73_{-25}^{+39} \pm 5 \text{ MeV}/c^2$, respectively, are also consistent with BaBar.

3.2 $X(3872)$

The $X(3872)$ was first observed by Belle⁹ in the reaction $B \rightarrow KX, X \rightarrow \pi^+\pi^-J/\psi$. It has subsequently been studied in several different channels by a variety of different experiments. From its decay and production patterns it likely has $J^{PC} = 1^{++}$. One of the most tantalizing properties of this state is that its mass is very close to D^0D^{*0} threshold, suggesting that it could be a D^0D^{*0} molecule or a four-quark state. Prior to the new measurement by CLEO, the binding energy of the $X(3872)$ ($M(D^0) + M(D^{*0}) - M(X(3872))$), assuming it to be a D^0D^{*0} bound state, was $-0.9 \pm 2.1 \text{ MeV}$, where the error, perhaps surprisingly, was dominated by the mass of the D^0 . CLEO improved this situation with a new precision D^0 mass measurement¹⁰ using the well-constrained decay $D^0 \rightarrow \phi K_S$ (Figure 2b) and found the mass to be $1864.847 \pm 0.150 \pm 0.095 \text{ MeV}/c^2$. This results in a small positive binding energy 1σ from zero: $+0.6 \pm 0.6 \text{ MeV}$. This lends further credence to the molecular interpretation of the $X(3872)$.

3.3 $\psi(3770)$

The existence of the $\psi(3770)$ has been established for a long time. However, because it predominantly decays to $D\bar{D}$ its behavior as a state of charmonium has been relatively unexplored in comparison to its lighter partners. The electromagnetic transitions, $\psi(3770) \rightarrow \gamma\chi_{cJ}$, because they are straightforward to calculate, provide a natural place to study the charmonium nature of the $\psi(3770)$. CLEO has recently measured these transitions in two independent analyses.

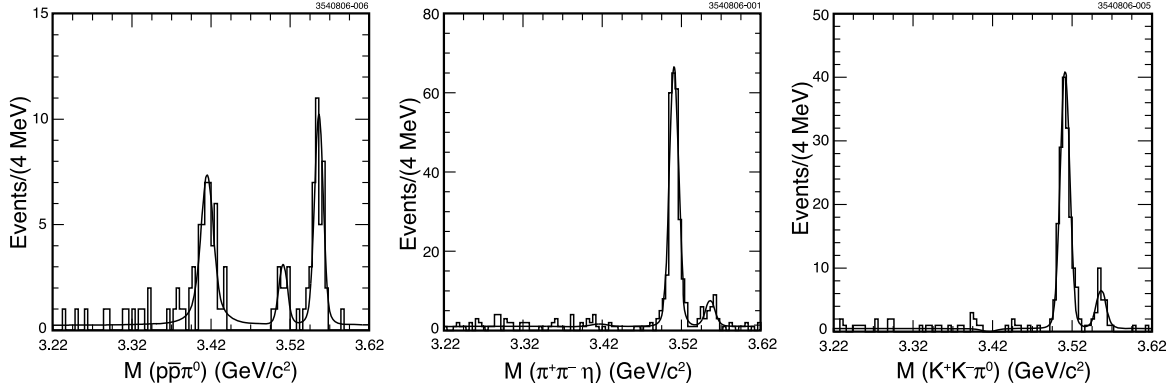


Figure 4: Reconstructed χ_{cJ} states ($J = 0, 1,$ and 2) from the reaction $\psi(2S) \rightarrow \gamma\chi_{cJ}$. From left to right, the χ_{cJ} states are reconstructed in the exclusive channels $p\bar{p}\pi^0$, $\eta\pi^+\pi^-$, and $K^+K^-\pi^0$ (from reference [13]).

In the first ¹¹, the processes were measured by reconstructing the χ_{cJ} in their transitions to $\gamma J/\psi$ and then requiring the J/ψ to decay to e^+e^- or $\mu^+\mu^-$ (Figure 3a). In the second ¹², the χ_{cJ} were reconstructed in several exclusive hadronic modes and then normalized to the process $\psi(2S) \rightarrow \gamma\chi_{cJ}$ using the same exclusive modes (Figure 3b). The first method favors the measurement of the transitions to χ_{c1} and χ_{c2} while the second method is more suited to the transition to χ_{c0} . Combining the results of the two analyses, the partial widths of $\psi(3770) \rightarrow \gamma\chi_{cJ}$ were found to be 172 ± 30 keV for $J = 0$, 70 ± 17 keV for $J = 1$, and an upper limit of 21 keV at 90% C.L. was set for $J = 2$. These measurements are consistent with relativistic calculations assuming the $\psi(3770)$ is the 3D_1 state of charmonium.

4 Using Charmonium to Study Light Quarks

In addition to providing valuable information in its own right, the charmonium system can also serve as a well-controlled source of light quark states. While much effort has gone into the study of $\psi(2S)$ and J/ψ decays (e.g. J/ψ radiative decays to glueballs), the decays of the χ_{cJ} states are less familiar and hold complementary information. The χ_{cJ} states are produced proficiently through the reaction $\psi(2S) \rightarrow \gamma\chi_{cJ}$, with rates around 9% for $J = 0, 1,$ and 2 , and can be reconstructed cleanly in many different decay modes in the CLEO detector.

As an exploratory study into the analysis of the resonance substructure of χ_{cJ} decays, CLEO has recently analyzed a series of three-body χ_{cJ} decays ¹³ using approximately 3M $\psi(2S)$ events collected with the CLEO III and CLEO-c detectors. This anticipates the new sample of approximately 25M $\psi(2S)$ events. The decay modes analyzed include $\eta\pi^+\pi^-$, $K^+K^-\eta$, $K^+K^-\pi^0$, $p\bar{p}\pi^0$, $p\bar{p}\eta$, $\eta'\pi^+\pi^-$, $K_S K^-\pi^+$, and $K^+\bar{p}\Lambda$. Branching fractions were measured to each of these final states, many for the first time. Figure 4 shows χ_{cJ} decays to three particularly well-populated final states. The χ_{c1} decays to $\eta\pi^+\pi^-$, $K^+K^-\pi^0$, and $K_S K^-\pi^+$ included sufficient statistics for a rudimentary Dalitz analysis. Figure 5 shows the results of a fit to the $\eta\pi^+\pi^-$ Dalitz plot using a crude non-interfering resonance model. Dominant contributions were found from $a^0(980)\pi$, $f_2(1270)\eta$, and $\sigma\eta$ with fit fractions of $75.1 \pm 3.5 \pm 4.3\%$, $14.4 \pm 3.1 \pm 1.9\%$ and $10.5 \pm 2.4 \pm 1.2\%$, respectively. No evidence for new structures was found in either $\eta\pi^+\pi^-$ or the two $KK\pi$ modes.

Studies analyzing χ_{cJ} substructure using the full CLEO sample of 28M $\psi(2S)$ decays are underway. One reaction that looks particularly promising is the decay $\chi_{c0} \rightarrow KK\pi\pi$, which was shown to exhibit a rich substructure of f and K^* states in a recent BES analysis ¹⁴.

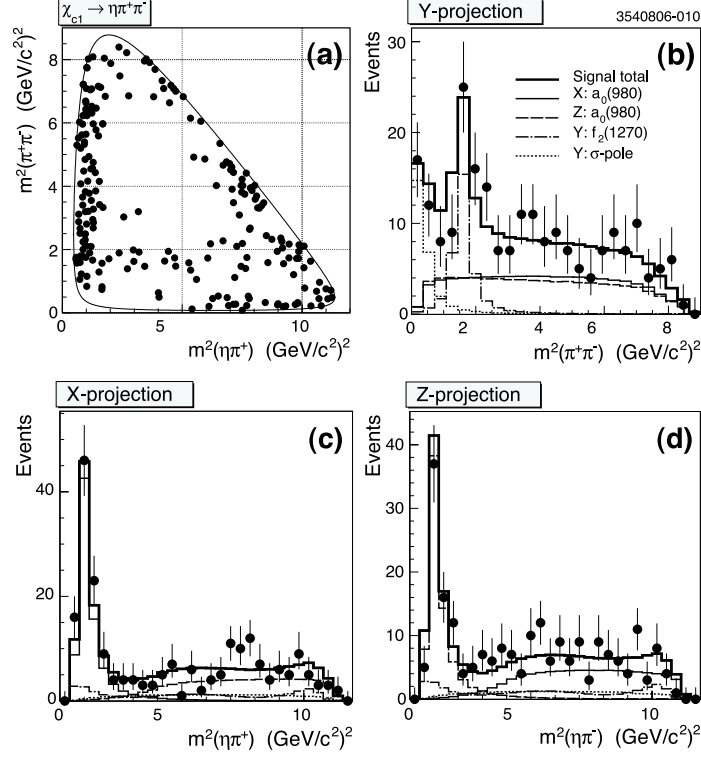


Figure 5: The Dalitz plot and its projections from the decay $\chi_{c1} \rightarrow \eta\pi^+\pi^-$. Overlaid is a fit to the resonance substructure using a crude non-interfering resonance model (from reference [13]).

Acknowledgments

We gratefully acknowledge the effort of the CESR staff in providing us with excellent luminosity and running conditions. This work was supported by the National Science Foundation and the U.S. Department of Energy.

References

1. Y. Kubota *et al.* (CLEO), *Nucl. Instrum. Methods A* **320**, 66 (1992); M. Artuso *et al.* (CLEO), *Nucl. Instrum. Methods A* **554**, 147 (2005); D. Peterson *et al.* (CLEO), *Nucl. Instrum. Methods A* **478**, 142 (2002).
2. R.A. Briere *et al.* (CESR-c and CLEO-c Taskforces, CLEO-c Collaboration), Cornell University, LEPP Report No. CLNS 01/1742 (2001) (unpublished).
3. S. Behrends *et al.* (CLEO), *Phys. Rev. D* **31**, 2161 (1985).
4. R.A. Briere *et al.* (CLEO), arXiv:0704.2766v1 [hep-ex].
5. D.M. Asner *et al.* (CLEO), *Phys. Rev. D* **75**, 012009 (2007).
6. B. Aubert *et al.* (BaBar), *Phys. Rev. Lett.* **95**, 142001 (2005).
7. T.E. Coan *et al.* (CLEO), *Phys. Rev. Lett.* **96**, 162003 (2006).
8. Q. He *et al.* (CLEO), *Phys. Rev. D* **74**, 091104(R) (2006).
9. S.K. Choi *et al.* (Belle), *Phys. Rev. Lett.* **91**, 262001 (2003).
10. C. Cawfield *et al.* (CLEO), *Phys. Rev. Lett.* **98**, 092002 (2007).
11. T.E. Coan *et al.* (CLEO), *Phys. Rev. Lett.* **96**, 182002 (2006).
12. R.A. Briere *et al.* (CLEO), *Phys. Rev. D* **74**, 031106(R) (2006).
13. S.B. Athar *et al.* (CLEO), *Phys. Rev. D* **75**, 032002 (2007).
14. M. Ablikim *et al.* (BES), *Phys. Rev. D* **72**, 092002 (2005).