

Exploded fibrations

Brett Parker

ABSTRACT. Initiated by Gromov in [1], the study of holomorphic curves in symplectic manifolds has been a powerful tool in symplectic topology, however the moduli space of holomorphic curves is often very difficult to find. A common technique is to study the limiting behavior of holomorphic curves in a degenerating family of complex structures which corresponds to a kind of adiabatic limit. The category of exploded fibrations is an extension of the smooth category in which some of these degenerations can be described as smooth families.

The first part of this paper is devoted to defining exploded fibrations and a slightly more specialized category of exploded \mathbb{T} fibrations. In section 6 are some examples of holomorphic curves in exploded \mathbb{T} fibrations, including a brief discussion of the relationship between tropical geometry and exploded \mathbb{T} fibrations. In section 7, it is shown that exploded fibrations have a good intersection theory. In section 8, the perturbation theory of holomorphic curves in exploded \mathbb{T} fibrations is sketched.

1. Introduction

A symplectic manifold is a manifold M^{2n} with a closed, maximally nondegenerate two form ω , called the symplectic form. Every manifold of this type has local coordinates $(x, y) \in \mathbb{R}^n \times \mathbb{R}^n$ in which the symplectic form looks like $\sum dx_i \wedge dy_i$. For this reason symplectic manifolds have no local invariants, and the study of symplectic manifolds is called symplectic topology.

One of the most powerful tools in symplectic topology is the study of holomorphic curves. Given a symplectic manifold (M, ω) , there is a contractible choice of almost complex structure J on M which is tamed by ω in the sense that $\omega(v, Jv) > 0$ for any nonzero vector v . With such a choice of J , a holomorphic curve is a map

$$f : (S, j) \longrightarrow (M, J)$$

from a Riemann surface S with a complex structure j so that $df \circ j = J \circ df$. (These are sometimes called pseudoholomorphic curves because (M, J) is not a complex manifold.) The energy of a holomorphic curve is $\int_S f^* \omega$. In [1], Gromov proved that the moduli space of holomorphic curves with bounded genus and energy in a compact symplectic manifold is compact. The moduli space should also be ‘smooth’ in some sense, and an

Key words and phrases. holomorphic curves, symplectic topology, log structure, tropical geometry, exploded fibrations, adiabatic limit.

This research was partially supported by money from the NSF grant 0244663.

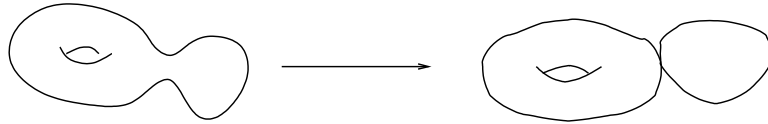
isotopy of J gives a compact cobordism of moduli spaces. This allows the definition of Gromov Witten invariants of a symplectic manifold which involve counting the number of holomorphic curves with some constraints.

The sense in which the moduli space of holomorphic curves is ‘smooth’ is not the usual definition. Usually a smooth family of maps corresponds to a pair of smooth maps

$$F \longleftarrow C \longrightarrow M$$

where $C \longrightarrow F$ is a surjective submersion. The individual maps in this family are the maps of the fibers of $C \longrightarrow F$ into M .

The moduli space of holomorphic curves includes families of holomorphic curves in which a bubble forms



This change in the topology of the domain can not take place in a connected smooth family of maps, so if the behavior above is to be considered ‘smooth’, we need a new definition. This is one indication that the category of smooth manifolds might not be the natural category to describe the theory of holomorphic curves.

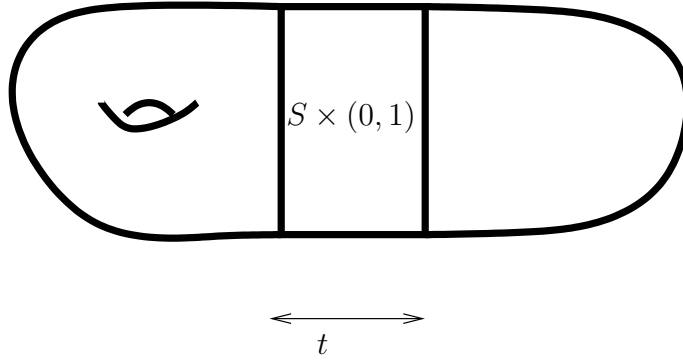
A second reason to try to find an extension of the smooth category with a good theory of holomorphic curves is that holomorphic curves are in general difficult to find in the non algebraic setting. Many techniques for finding holomorphic curve invariants involve degenerating the almost complex structure J in some way so that holomorphic curves become easier to find in the limit. We will now see two types of degenerations which can be considered as cutting a symplectic manifold into smaller, simpler pieces in order to compute holomorphic curve invariants. These degenerations do not have a smooth limit in the category of manifolds, however they can be considered as ‘smooth’ families of exploded fibrations.

One example similar to the formation of the bubble shown above is the degeneration of almost complex structure used in symplectic field theory to break a symplectic manifold apart along a hypersurface. This is described in [2].

Suppose we have a hypersurface $S \subset M$ with a collar neighborhood equal to $(0, 1) \times S$. Denote by t the coordinate for $(0, 1)$, by X_t the Hamiltonian vectorfield generated by t so that $\omega(X_t, \cdot) = dt$. Suppose also that the vectorfield X_t on S and $\omega(\frac{\partial}{\partial t}, \cdot)$ are both independent of t . We can choose an almost complex structure J tamed by ω which is

Exploded fibrations

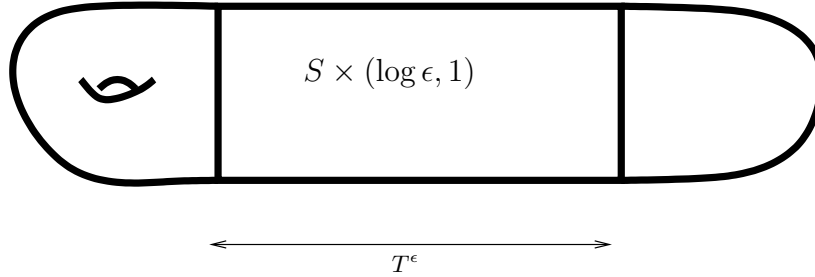
independent of t , so that $JX_t = \frac{\partial}{\partial t}$, and which preserves the kernel of $\omega(\frac{\partial}{\partial t}, \cdot)$ restricted to S .



We can then choose a degenerating family of almost complex structures J^ϵ on M as follows. Keep J^ϵ constant on the kernel of $\omega(\frac{\partial}{\partial t}, \cdot)$ restricted to S , and have

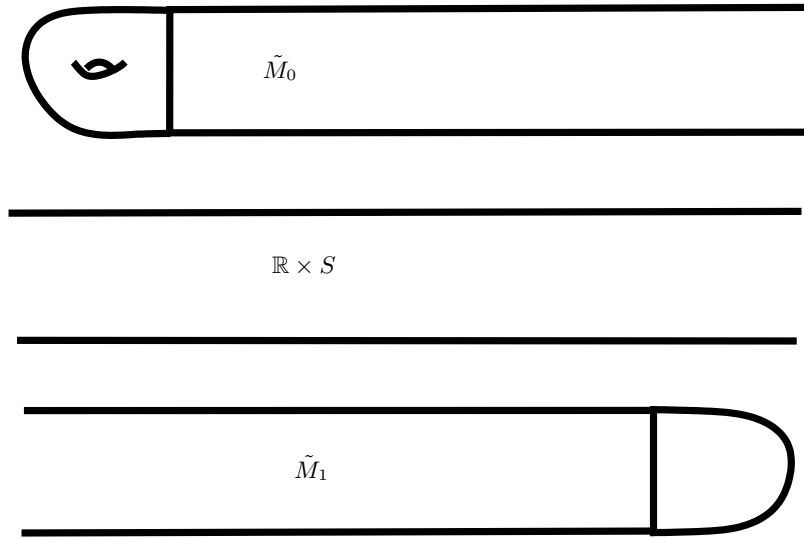
$$J^\epsilon X_t = \frac{dt}{dT^\epsilon} \frac{\partial}{\partial t}$$

where $T^\epsilon(t)$ is some family of smooth monotone increasing functions on $[0, 1]$ with $\frac{dT^\epsilon}{dt} = 1$ in a neighborhood of 0 and 1 and so that $T^\epsilon(0) = \log \epsilon$ and $T^\epsilon(1) = 1$. From the perspective of the almost complex structure, J^ϵ has the effect of replacing our neighborhood $(0, 1) \times S$ with $(\log \epsilon, 1) \times S$, where the almost complex structure on this lengthened cylinder with coordinate T is just the symmetric extension of the old J .

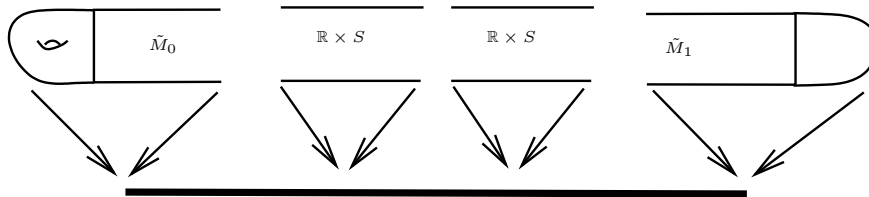


A short calculation shows that J^ϵ is still tamed by ω . Note that we have a great amount of flexibility in how the almost complex manifold (M, J^ϵ) wears the symplectic form ω . Different choices of T^ϵ will concentrate ω in different regions of the cylinder. This is important for being able to tame holomorphic curves in the limit as $\epsilon \rightarrow 0$.

Suppose that this hypersurface S separates M into M_0 and M_1 . In the limit as $\epsilon \rightarrow 0$, our almost complex manifold becomes modelled on the manifold with cylindrical ends \tilde{M}_0 obtained by gluing $(0, \infty) \times S$ to M_0 , the manifold \tilde{M}_1 obtained by gluing $(-\infty, 1) \times S$ to M_1 , or the cylinder $\mathbb{R} \times S$. In some sense, the ‘limit’ of this family of almost complex manifolds should include an infinite number of these cylindrical pieces, because one can construct a sequence of maps of \mathbb{Z} to (M, J^ϵ) so that in the limit, the model around the image of each point is a cylinder which contains none of the other points.



We will be able to view this family (M, J^ϵ) as part of a connected ‘smooth’ family of exploded fibrations which contains an object that has a base equal to the interval $[0, 1]$ and fibers equal to \tilde{M}_0 over 0, \tilde{M}_1 over 1 and a copy of $\mathbb{R} \times S$ over each point in the interior.

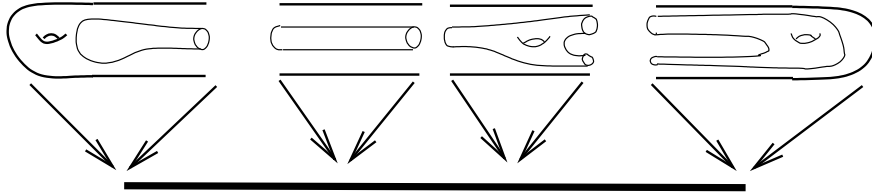


In section 2, we will describe the exact structure on these fibers, in section 3, we will describe the structure on the base, and in section 4, we will say exactly how these fit together. The category of exploded fibrations has a well defined product, so we will also

Exploded fibrations

be able to deal with degenerations which look locally like products of degenerations of this type.

If the dynamics of X_t satisfy a certain condition (which holds generically), the limit of J^ϵ holomorphic curves under this degeneration look like a number of holomorphic curves mapping into the different model fibers which are asymptotic to cylinders over orbits of X_t . The holomorphic curves inside all but a finite number of the cylindrical models over the interior of the interval consist just of cylinders over orbits of X_t which coincide with the asymptotics of the next nontrivial holomorphic curves in models to the left or right.

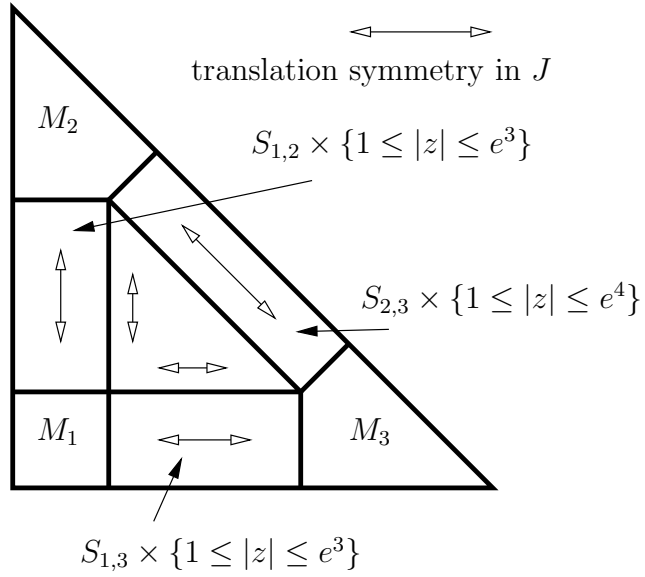


Such holomorphic curves in exploded fibrations are morphisms in the exploded category with a slightly weaker ‘smooth’ structure. A special type of exploded fibration where holomorphic curves are better behaved is called an exploded \mathbb{T} fibration. The degeneration above would give an exploded \mathbb{T} fibration if the action of X_t was a free circle action. We will define the category of exploded \mathbb{T} fibrations in section 5, and sketch the theory of holomorphic curves in exploded \mathbb{T} fibrations in section 6.

For a second example, consider $\mathbb{C}P^2$ with the standard coordinates $[z_0, z_1, z_2]$, and an action of \mathbb{T}^2 by $[z_0, z_1, z_2] \mapsto [z_0, e^{\theta_1 i} z_1, e^{\theta_2 i} z_2]$. We can choose a symplectic form taming the complex structure on $\mathbb{C}P^2$ which is preserved by this \mathbb{T}^2 action. Such an ω is of the form $dh_1 \wedge d\theta_1 + dh_2 \wedge d\theta_2$ where h_1 and h_2 are \mathbb{T}^2 invariant functions. The functions h_1 and h_2 are the Hamiltonian functions generating the action of θ_1 and θ_2 . The image of (h_1, h_2) is called the moment polytope. In the case of $\mathbb{C}P^2$, we can choose this to be the triangle $\{0 \leq h_1, 0 \leq h_2, 5 \geq h_1 + h_2\}$. There is a large amount of flexibility in how we choose h_1 and h_2 . In particular, we can make the following choices

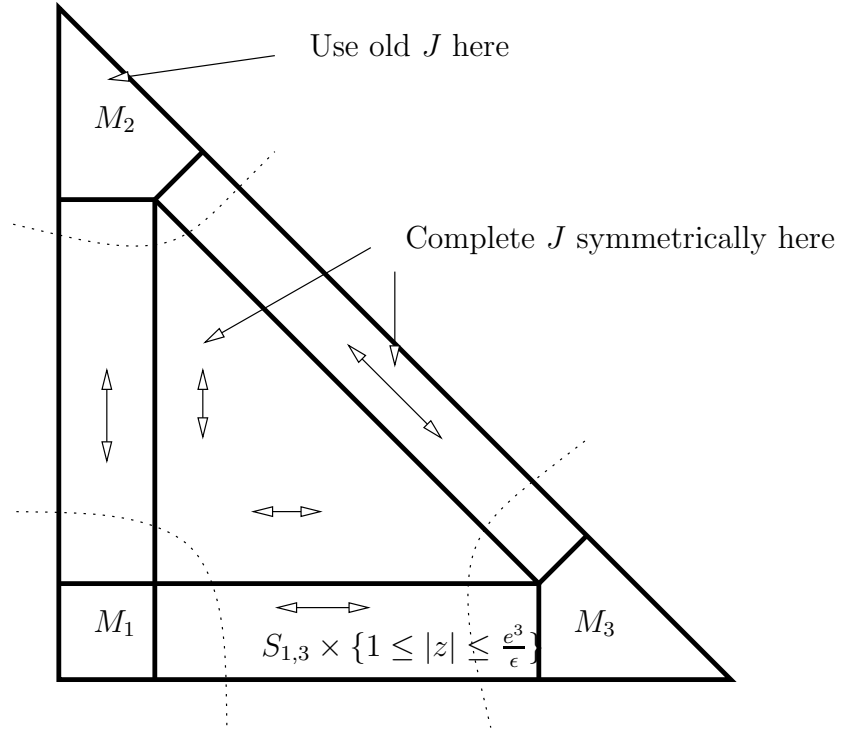
- (1) $h_1 = \log \left| \frac{z_1}{z_0} \right|$ and $h_2 = h_2 \left(\left| \frac{z_2}{z_0} \right| \right)$ on $\{1 \leq h_1 \leq 3, h_1 + h_2 \leq 4\}$
- (2) $h_2 = \log \left| \frac{z_2}{z_0} \right|$ and $h_1 = h_1 \left(\left| \frac{z_1}{z_0} \right| \right)$ on $\{1 \leq h_2 \leq 3, h_1 + h_2 \leq 4\}$
- (3) $h_1 - h_2 = \log \left| \frac{z_1}{z_2} \right|$ and $h_1 + h_2 = (h_1 + h_2) \left(\left| \frac{z_0^2}{z_1 z_2} \right| \right)$
on $\{-2 \leq h_1 - h_2 \leq 2, h_1 + h_2 \geq 4\}$

This gives a complex structure with the symmetry over the moment polytope shown in the figure below.

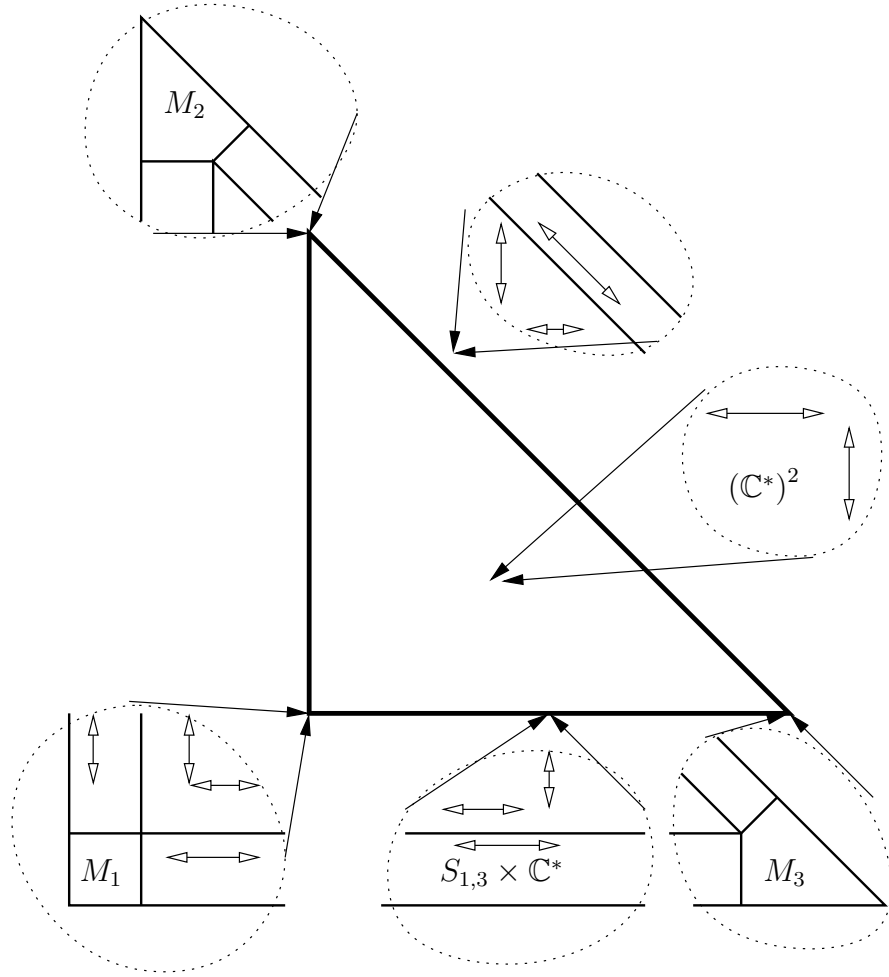


We will now draw a degeneration of complex structure that could also be applied if we glued anything into the three regions M_1 , M_2 and M_3 in the above picture. As in the previous example, there is a large amount of flexibility in how this new complex manifold wears the symplectic structure. We choose some way which doesn't change in the regions M_1 , M_2 and M_3 .

Exploded fibrations

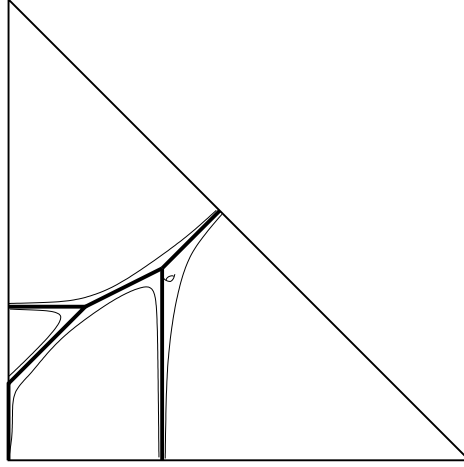


Imagine rescaling this triangle to keep it a constant size as we change J . In the limit, this will give a base for a limiting exploded \mathbb{T} fibration. The fiber over each point in this base will be the local model for what the complex structure looks like around this point in the limit.

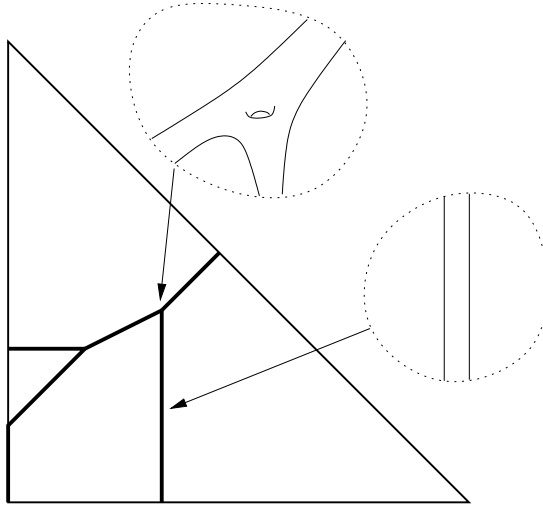


It follows from chapter 3 in [3] that in this limit, the image in the above diagrams of holomorphic curves with bounded energy and genus will converge to piecewise linear graphs. Moreover, holomorphic curves converge locally to a collection of holomorphic maps into the local models which are the fibers in the limiting exploded \mathbb{T} fibration.

Exploded fibrations



The diagram below shows a limiting holomorphic curve, with its image in the base, and schematic pictures of the holomorphic curves in the local model fibers over the base.



The rest of this paper will be devoted to rigorously defining exploded fibrations and sketching some of their properties. This will not deal with compactness theorems for holomorphic curves and the related questions of how symplectic forms are used to tame holomorphic curves in exploded fibrations.

2. Log smooth structures and the normal neighborhood bundle

The fibers of exploded fibrations will be log smooth spaces.

One way of thinking of a log smooth manifold is a manifold M with boundary and corners along with the sheaf of vectorfields $C^\infty({}^{\log}TM)$ which are tangent to the boundary and corner strata. By manifold with boundary and corners, we mean a manifold with coordinate charts modeled on open subsets of $[0, \infty)^n$. By smooth functions in such a coordinate chart, we mean functions which extend to smooth functions on $\mathbb{R}^n \supset [0, \infty)^n$. The sheaf of vectorfields tangent to boundary and corner strata is equal to smooth sections of a vectorbundle ${}^{\log}TM$ which we will call the log tangent space. A basis for this vectorbundle in the above coordinate chart is give by $\{x_i \frac{\partial}{\partial x_i}\}$. This is often called the b tangent space. The natural objects defined on a manifold with such a structure are smooth sections of tensor products of ${}^{\log}TM$ and its dual, ${}^{\log}T^*M$. These tensor fields have asymptotic symmetry as they approach boundary and corner strata in the sense that the Lie derivative of a smooth tensor field in the direction of $x_i \frac{\partial}{\partial x_i}$ approaches 0 like x_i . Analysis on manifolds with this structure has been studied extensively by Melrose and others. I wish to thank Pierre Albin for explaining this approach to me. The structure we will describe on log smooth manifolds is the smooth analogue of log structures in algebraic geometry.

The stratified structure of M will be important. Call each connected component of the boundary of M a boundary strata. We will consider this strata to be an immersed submanifold $\iota_S : S \rightarrow M$ with boundary and corners, which is embedded on the interior of S . The other strata of M consist of M itself, and the connected components of higher codimensional corner strata, which are again considered to be immersed submanifolds $\iota_S : S \rightarrow M$ which are embedded on their interiors.

We will think of log smooth manifolds as possibly non compact manifolds with an idea of a smooth structure at infinity so that every boundary strata S corresponds to a cylindrical end at infinity $\mathcal{N}_S M$, called the normal neighborhood bundle of S .

Definition 2.1. Given an open subset $U \subset M$ and an open set $U_S \subset S$ inside a boundary strata $\iota_S : S \rightarrow M$, a boundary defining function on U defining U_S is a smooth function $x : M \rightarrow [0, \infty)$ so that

$$\{x^{-1}(0)\} = \iota_S(U_S) \subset M$$

and dx is nonvanishing near S .

Definition 2.2. Given an open set $U \subset M$, a log C^k function $f \in {}^{\log}C^k(U)$ is a function defined on the interior of U so that

$$f := g + \sum \alpha_i \log(x_i)$$

where x_i are boundary defining functions on U , $\alpha_i \in \mathbb{Z}$, and $g \in C^k(U)$.

This defines a sheaf on M of log C^k functions, which we denote by ${}^{\log}C^k(M)$

Definition 2.3. A log C^k map between log smooth manifolds

$$f : M \rightarrow N$$

Exploded fibrations

is a continuous map f so that the pull back of the sheaf of $\log C^k$ functions on N is contained in the sheaf of $\log C^k$ functions on M .

$$f^* (\log C^k(N)) \subset \log C^k(M)$$

We want to now enlarge the log smooth category to include integral affine bundles over log smooth manifolds.

Definition 2.4. An integral affine structure on a manifold M^n is a \mathbb{Z}^n lattice inside $T_x M$ for each $x \in M$ which is preserved by some flat connection.

(By an integral \mathbb{Z}^n lattice, we mean the image of some proper homomorphism $\mathbb{Z}^n \rightarrow T_x M$.)

An integral vector in $T_x M$ is a vector in this integral lattice. A basic vector in $T_x M$ is an integral vector which is not a multiple of another integral vector.

An integral affine map $f : M^m \rightarrow N^n$ between integral affine manifolds is a smooth map so that df sends integral vectors to integral vectors.

We will regard a log smooth function as a log smooth map from M to \mathbb{R} with the standard integral affine structure given by the lattice $\mathbb{Z} \subset T\mathbb{R}$. A log smooth map $f : M \rightarrow \mathbb{R}^k$ with the standard integral affine structure given by $\mathbb{Z}^k \subset T\mathbb{R}^k$ is given by (f_1, \dots, f_k) where $f_i \in \log C^\infty(M)$.

Definition 2.5. An integral affine \mathbb{R}^k bundle M over a log smooth manifold S is a fibration

$$\begin{array}{ccc} \mathbb{R}^k & \longrightarrow & M \\ & & \downarrow \pi \\ & & S \end{array}$$

so that there exists an open cover U_α of S so that $\pi^{-1}(U_\alpha) = \mathbb{R}^k \times U_\alpha$ and transition functions on $U_\alpha \cap U_\beta$ are of the form

$$(x, s) \mapsto (A(x) + f(s), s)$$

where $f : U_\alpha \cap U_\beta \rightarrow \mathbb{R}^k$ is a log smooth map and A is an integral affine automorphism $\mathbb{R}^k \rightarrow \mathbb{R}^k$.

We will call integral affine bundles over log smooth manifolds log smooth spaces. A strata of a log smooth space is the pullback of this bundle to a strata of the base.

Definition 2.6. A log C^k function $f \in {}^{\text{log}}C^k(M)$ on a log smooth space M which is an integral affine \mathbb{R}^n bundle is a function defined on the interior of M so that in any local product neighborhood $\mathbb{R}^n \times U \subset M$

$$f(x, u) := A(x) + g(u)$$

where $A : \mathbb{R}^n \rightarrow \mathbb{R}$ is given by an integer matrix and $g \in {}^{\text{log}}C^k(U)$.

Definition 2.7. A log C^k map between log smooth spaces

$$f : M \rightarrow N$$

is a continuous map from the base of M to the base of N which lifts to a map from the interior of M to the interior of N so that the pull back of the sheaf of log C^k functions on N is contained in the sheaf of log C^k functions on M .

$$f^* ({}^{\text{log}}C^k(N)) \subset {}^{\text{log}}C^k(M)$$

A log smooth vectorfield on a log smooth space, $v \in C^\infty({}^{\text{log}}TM)$ is a smooth vectorfield which is tangent to the boundary strata and invariant under local affine translation of the fibers. These are smooth sections of the log tangent bundle ${}^{\text{log}}TM$ invariant under local affine translation. Log smooth isotopies of M are generated by the flow of log smooth vectorfields.

The fact that the flow of log smooth vectorfields preserves boundary strata has the consequence that we can not naturally identify a neighborhood of a boundary strata with the log normal bundle. Instead, we have a naturally defined affine bundle called the normal neighborhood bundle which has an action of the log normal bundle on it.

Definition 2.8. The normal neighborhood bundle $\mathcal{N}_s M$ over a point $s \in M$ is the space of functions ν_s called evaluations

$$\nu_s : {}^{\text{log}}C^\infty(M) \rightarrow \mathbb{R}$$

so that

$$\begin{aligned} \nu_s(f) &= f(s) \text{ if } f(s) \text{ is defined} \\ \nu_s(f + g) &= \nu_s(f) + \nu_s(g) \end{aligned}$$

If s is in a codimension k boundary or corner strata given locally by the vanishing of boundary defining functions x_1, \dots, x_k , then $\mathcal{N}_s M$ is an integral affine space equal to \mathbb{R}^k . This identification is given by $\nu \mapsto (\nu(x_1), \dots, \nu(x_k))$.

Any log smooth function f induces a function on the normal neighborhood bundle called its restriction by $f(\nu_s) := \nu_s(f)$.

Definition 2.9. The normal neighborhood bundle of a codimension k strata $S \subset M$, $\mathcal{N}_S(M)$ is a log smooth \mathbb{R}^k bundle over S with interior given by evaluations $\nu_s \in \mathcal{N}M$ so that s is in the interior of S . The sheaf of log smooth functions on $\mathcal{N}_S M$ is given by the restriction of the sheaf of log smooth functions on M in the sense that f is log smooth

on $U \subset \mathcal{N}_S M$ if there exists an open set $\tilde{U} \subset M$ which contains the projection of U to S and a log smooth function \tilde{f} defined on U which restricts to f .

Definition 2.10. An outward direction in $\mathcal{N}_S M$ is a direction in which the evaluation of any boundary defining function for S decreases.

This is called ‘outward’ because if we use $\mathcal{N}_S M$ to give coordinates on a neighborhood of $S \subset M$, these directions move out towards the strata S which we consider to be out at infinity.

When all strata $\iota_S : S \rightarrow M$ are injective, $\mathcal{N}_S M$ is easier to describe. In this case, S is defined by k boundary defining functions $x_1 \dots x_k$ and $\mathcal{N}_S M$ is equal to $\mathbb{R}^k \times S$ with coordinates (ν_1, \dots, ν_k, s) . The restriction of $\log(x_i)$ to $\mathcal{N}_S M$ is given by the coordinate function ν_i . This means that for $g \in {}^{\text{log}}C^\infty(M)$ defined on the interior of S , the restriction of $g(x, s) + \sum \alpha_i \log(x_i)$ is given by $g(0, s) + \sum \alpha_i \nu_i$. An outward direction in this situation would be any direction that preserves the coordinate s and is negative in the first k coordinates.

One trivial example of a normal neighborhood bundle is $\mathcal{N}_M M = M$.

Lemma 2.1. *Given a log smooth map $f : M \rightarrow N$, there is a natural map of normal neighborhood bundles*

$$f : \mathcal{N}M \rightarrow \mathcal{N}N$$

defined by

$$f(\nu)(g) := \nu(g \circ f)$$

Also, if the interior of a strata $S \subset M$ is sent to the interior of a strata $S' \subset N$, then this is a natural map called the restriction of f to $\mathcal{N}_S M$ which is a log smooth map

$$f : \mathcal{N}_S M \rightarrow \mathcal{N}_{S'} N$$

Proof. The naturality of this map is clear from the definition. We must check that the induced map $f : \mathcal{N}_S M \rightarrow \mathcal{N}_{S'} N$ is log smooth.

First, note that there is a unique continuous map $S \rightarrow S'$ which is equal to f on the interior of S . This gives the continuous map on the base of $\mathcal{N}_S M$. To see that the pullback of log smooth functions on $\mathcal{N}_{S'} N$ are log smooth, note that they come locally from the restriction of log smooth functions $g \in C^\infty(N)$, so our function is locally $\nu(g)$. Pulling this back via f gives the function $\nu(g \circ f)$. But $f : M \rightarrow N$ is log smooth, so $g \circ f$ is log smooth, and therefore the restriction $\nu(g \circ f)$ must also be log smooth. \square

In particular, the action on M given by the flow of a log smooth vectorfield lifts to an action on $\mathcal{N}M$. Differentiating this action gives a lift of log vectorfields M to vectorfields on $\mathcal{N}M$. This lift preserves the Lie bracket, addition of vectorfields and multiplication by functions. It sends nonzero log smooth vectorfields to nonzero vectorfields.

Definition 2.11. A log smooth morphism

$$f : M \rightarrow N$$

is a log smooth map

$$f : M \rightarrow \mathcal{N}_S M$$

for some strata $S \subset M$.

This finally defines the category of log smooth spaces. We will keep the distinction between log smooth maps and log smooth morphisms.

3. Stratified integral affine spaces

The base of our exploded fibration will be a stratified integral affine space.

Definition 3.1. A stratified integral affine space is a finite category B associated to a topological space $|B|$ with the following structure

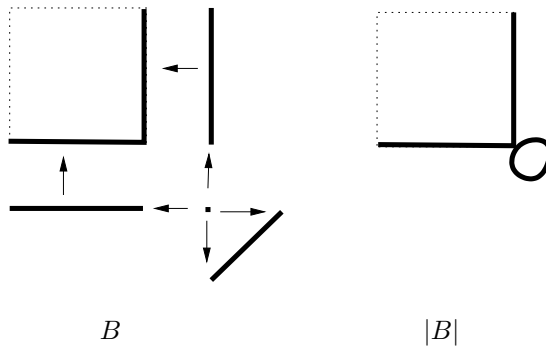
- (1) Objects are integral affine strata B_j^k with integral affine boundary and corners, so that each point in B_j^k has a neighborhood equal to an open set in $\mathbb{R}^m \times [0, \infty)^{k-m}$ with the standard integral affine structure.
- (2) Morphisms are integral affine inclusions

$$\iota : B_i^m \hookrightarrow B_j^k$$

so that each connected affine boundary or corner strata of B_j^k is the image of a unique inclusion. These inclusions and the identity maps are the only morphisms.

- (3) The space $|B|$ is the disjoint union of strata quotiented out by all inclusions.

$$|B| := \frac{\coprod B_j^k}{\iota : B_i^m \hookrightarrow B_j^k}$$



Definition 3.2. A stratified integral affine map from one stratified integral affine space to another

$$f : B \longrightarrow C$$

consists of

- (1) A functor

$$F : B \longrightarrow C$$

- (2) Integral affine maps

$$f : B_j^k \longrightarrow F(B_j^k)$$

so that the interior of strata in B is sent to the interior of a strata in C and so that

$$f \circ \iota := F(\iota) \circ f$$

This induces a map on the underlying topological spaces

$$f : |B| \longrightarrow |C|$$

4. Exploded fibrations

Definition 4.1. An exploded fibration \mathfrak{B} has the following structure.

- (1) A stratified integral affine base B
 (2) A fibration over each strata $\mathfrak{B}_j^k \longrightarrow B_j^k$ with log smooth fibers

$$M_b := T_b B_j^k \times W_b^{n-k}$$

which are integral affine $T_b B_j^k$ bundles. The identification of M_b as a product is not canonical, however the action of $T_b B_j^k$ is well defined.

- (3) A flat connection on each fibration \mathfrak{B}_j^k so that parallel transport gives log smooth isomorphisms compatible with the action of $T B_j^k$ and affine parallel transport.
 (4) For each inclusion ι in B , there is a dual log smooth morphism,

$$\iota^\dagger : M_{\iota(b)} \longrightarrow M_b$$

so that

- (a) For some strata $S \subset M_b$, ι^\dagger is a log smooth isomorphism

$$\iota^\dagger : M_{\iota(b)} \longrightarrow \mathcal{N}_S M_b$$

- (b) The induced action of $T_{\iota(b)} B$ on $\mathcal{N}_S M_b$ is compatible with $d\iota$ in the sense that the induced action of $d\iota(v)$ is equal to the action of v . The action of a vector in $T_{\iota(b)} B$ which points towards the interior of the strata moves $\mathcal{N}_S M_b$ outwards.

- (c) Every strata of M_b is the image of a unique isomorphism ι^\dagger .

- (d)

$$(\iota_1 \circ \iota_2)^\dagger = \iota_2^\dagger \circ \iota_1^\dagger$$

- (e) The isomorphisms ι^\dagger are compatible with parallel transport.

Note that this definition assumes that the normal neighborhood bundles $\mathcal{N}_S M_b$ are trivial. This is a global condition. If it is removed, then the base becomes an orbifold version of a stratified integral affine space and the fibration over each strata is a kind of Seifert fibration.

Definition 4.2. A morphism $f : \mathfrak{B} \rightarrow \mathfrak{C}$ is given by

- (1) A stratified integral affine map of bases $f : B \rightarrow C$.
- (2) Log smooth maps

$$f_b : M_b \rightarrow M_{f(b)}$$

- (a) equivariant with respect to the action of $T_b B$ and df
- (b) compatible with the isomorphisms ι^\dagger in the sense that

$$f_b \circ \iota^\dagger = F(\iota)^\dagger \circ f_{\iota(b)}$$

- (c) compatible with parallel transport within strata.

Definition 4.3. A morphism $f : \mathfrak{B}' \rightarrow \mathfrak{B}$ is a refinement if

- (1) the map on bases $f : |B'| \rightarrow |B|$ is a homeomorphism and df is an integral affine isomorphism onto its image
- (2) the maps of fibers $f_b : M_b \rightarrow M_{f_b}$ are diffeomorphisms of the interior of M_b to the interior of M_{f_b} .

4.1. Coordinates

Definition 4.4. A log smooth coordinate chart on a log smooth space M which is an integral affine \mathbb{R}^m bundle is an open subset $U \subset M$ and log smooth functions $x_i \in \log C^\infty(U)$, so that

- (1) e^{-x_i} give smooth coordinate functions for U .
- (2) $\{dx_1, \dots, dx_m\}$ restricted to \mathbb{R}^m fibers provide a dual basis for the integral affine structure. Call these the affine coordinate functions.
- (3) x_i for $i > m$ are \mathbb{R}^m invariant.
- (4) $\{e^{-x_{m+1}}, \dots, e^{-x_{m+k}}\}$ are boundary defining functions which define the boundaries of U . Call x_i boundary coordinate functions for $m < i \leq m + k$.
- (5) x_i for $i > m + k$ are called the smooth coordinate functions.

Another way to say this is that log smooth coordinates on U are induced by a log smooth map $U \rightarrow \mathbb{R}^m \times ([0, \infty)^k \times \mathbb{R}^n)$ which is an isomorphism onto its image. The coordinate functions of \mathbb{R}^m give the affine coordinates, the boundary coordinate are given by $-\log$ of the coordinate functions of $[0, \infty)^k$, and the smooth coordinate functions are the coordinates of \mathbb{R}^n .

The following lemma follows directly from the definition of log smooth maps.

Lemma 4.1. *A map defined on the interior of a log smooth space is log smooth if and only if the following hold*

- (1) *The pull back of affine coordinate functions are log smooth functions, which means that they are integral sums of affine and boundary coordinate functions and a smooth function depending on smooth coordinates and boundary defining functions.*
- (2) *The pull back of any boundary coordinate function consists of a positive integral sum of boundary coordinate functions, and a smooth function depending on smooth coordinates and boundary defining functions.*
- (3) *The pull back of any smooth coordinate function consists of a smooth function depending on smooth coordinates and boundary defining functions.*

Given a log smooth coordinate chart over U we can canonically associate an exploded fibration called the explosion of U , $\text{Expl}(U)$. The base of $\text{Expl}(U)$ is a cone inside the integral affine space \mathbb{R}^{m+k} given by the subset where $y_i \geq 0$ for $m < i \leq m+k$. Let $I \subset \{m+1, \dots, m+k\}$ be some subset of the boundary indices and S_I the strata defined by $\{e^{-x_i} = 0, i \in I\}$. The fibers over the set where $\{y_i > 0, i \in I\}$ is $\mathcal{N}_{S_I}U$. We can restrict our log smooth coordinate chart on U to $\mathcal{N}_{S_I}U$. This changes the boundary coordinates x_i into affine coordinates for $i \in I$. The action of a base tangent vector $\sum \alpha_i \frac{\partial}{\partial y_i}$ on a fiber is given in these coordinates by $x_i \mapsto x_i + \alpha_i$.

The construction of $\text{Expl}(U)$ is natural in the sense that given any log smooth map $U_1 \rightarrow U_2$ there is a natural map $\text{Expl}(U_1) \rightarrow \text{Expl}(U_2)$. This tells us that there is a natural construction of $\text{Expl}(M)$ for any log smooth manifold M .

Definition 4.5. The exploded fibration \mathfrak{R}^n is defined as the standard fibration with base \mathbb{R}^n and fibers all equal to \mathbb{R}^n .

Definition 4.6. An exploded coordinate chart \mathfrak{U} on \mathfrak{B} is a pair of smooth exploded morphisms

$$\begin{array}{c} \mathfrak{U} \longrightarrow \mathfrak{B} \\ \downarrow \\ \mathfrak{R}^n \end{array}$$

which, when restricted to any fiber of \mathfrak{B} give a log smooth coordinate chart in a suitable choice of basis for \mathfrak{R}^n .

Definition 4.7. An exploded fibration \mathfrak{B} is covered by exploded coordinate charts \mathfrak{U}_α if the log smooth coordinate charts obtained by restricting \mathfrak{U}_α cover every fiber.

Note that things defined by patching together exploded coordinate charts may fail to have the global property that the fibers are trivial affine bundles. Otherwise, they will always be exploded fibrations.

4.2. Refinements and blowups

In this section, we will show that any subdivision of the base of an exploded fibration defines a unique refinement. This will also be used later when we explore the intersection theory of exploded fibrations. The construction will be natural, so we will work in local coordinate charts on the fibers.

Given the explosion $\text{Expl}(U)$ of some log smooth coordinate chart, we will now construct a refinement $\text{Expl}(\tilde{U}) \rightarrow \text{Expl}(U)$ for any integral subdivision of the base into a union of cones. We will use this as a local model for refinements.

A cell of this subdivision will be of the form $\{y \cdot \alpha_j \geq 0\}$ for some collection of α_j which form an integral basis for some subspace $\mathbb{R}^{k+l} \subset \mathbb{R}^{m+k}$. Any other cell is given by $\{y \cdot \alpha'_j \geq 0\}$ where $\{\alpha'_j\}$ form a different basis for the same subspace $\mathbb{R}^{k+l} \subset \mathbb{R}^{m+k}$. Each new cell will correspond to a new log smooth coordinate chart $U^{\{\alpha_i\}}$ with coordinates

$$\{x \cdot \beta_1, \dots, x \cdot \beta_{m-l}, x \cdot \alpha_1, \dots, x \cdot \alpha_{k+l}, x_{m+k+1}, \dots\}$$

Here $\{\beta_i, \alpha_j\}$ form an integral basis for \mathbb{R}^{m+k} . $x \cdot \beta_i$ are the affine coordinate functions, $x \cdot \alpha_i$ are the boundary coordinate functions, and the remaining x_i are the smooth coordinate functions.

The domain of definition of these coordinates, $U^{\{\alpha_i\}}$, is considered to extend to boundaries where $e^{-x \cdot \alpha_i} = 0$. In essence, the new log smooth coordinates are the old ones with a relabeling of what is considered to be a boundary coordinate function or affine coordinate function. This operation is a blowup which creates new boundary components. Each new edge $\{\alpha_j = 0, \text{ for } j \neq i\}$ of a cell $\{\alpha_j \cdot x \geq 0\}$ corresponds to a new boundary component so that the boundary coordinate function is given by $\alpha_i \cdot x$ and the remaining coordinate functions give coordinates on the boundary.

The intersection of two of these new coordinate charts include the interiors of the charts and the boundaries corresponding to common edges. The restriction of log smooth coordinates to this intersection changes the role of the other boundary defining functions to smooth coordinate functions. A transition map on this intersection between two sets of coordinates then sends affine coordinate functions to affine coordinate functions, boundary coordinate functions to boundary defining functions plus some smooth coordinate functions, and smooth coordinate functions to integral combinations of smooth coordinate functions. As such they are log smooth. Patching these coordinate charts together gives a log smooth blowup $\tilde{U} \rightarrow U$. Due to the naturality of the explosion construction, this gives a refinement $\text{Expl}(\tilde{U}) \rightarrow \text{Expl}(U)$.

Lemma 4.2. *Given any refinement $f : \mathfrak{B}' \rightarrow \mathfrak{B}$, any log smooth coordinate chart U on a fiber M_{f_b} of \mathfrak{B} lifts as above to $\tilde{U} = f_b^{-1}(U)$.*

Proof. We need to show that for any log smooth coordinate chart U on $M_{f(b)}$, $U^{\{\alpha_i\}}$ gives a log smooth coordinate chart on $f_b^{-1}(U) \subset M_b$, where $U^{\{\alpha_i\}}$ is the blowup of coordinate charts given by a cell of the subdivision of the base in the notation above. Moreover, we need to show that the collection of sets $U^{\{\alpha_i\}}$ from all cells covers $f_b^{-1}U$.

The proof is by induction. This holds for fibers that have no boundary coordinates, as then f is a diffeomorphism and preserves the integral affine structure on fibers, so it is a log smooth isomorphism, and $U^{\{\alpha_i\}} = U$.

Suppose that the lemma holds for fibers of \mathfrak{B}' with strata of codimension less than k .

Let M_b be a fiber of \mathfrak{B}' with strata of codimension less than or equal to k , and let U be a coordinate chart on $M_{f(b)}$. The subdivision of the base B gives a subdivision of the base of $\text{Expl}(U)$. Choose a cell of this subdivision given by $\{\alpha_i \geq 0\}$. We must show that $U^{\{\alpha_i\}}$ gives a log smooth coordinate chart on M_b .

Let I be a proper subset of the indexes of $\{\alpha_i\}$, $S_I \subset M_b$ and ι_I the corresponding strata and base inclusion. Denote the restriction of U to $\mathcal{N}_{f(S_I)}M_{f(b)}$ by U_I . $\mathcal{N}_{S_I}M_b = M_{\iota_I(b)}$ only has strata of codimension less than k so the inductive hypothesis holds and $U_I^{\{\alpha_i, i \in I\}}$ is a log smooth coordinate chart on $\mathcal{N}_{S_I}M_b = M_{\iota_I(b)}$. This chart $U_I^{\{\alpha_i, i \in I\}}$ is also the restriction of $U^{\{\alpha_i\}}$ to $\mathcal{N}_{S_I}M_b$, so we have that the restriction of $U^{\{\alpha_i\}}$ to the normal neighborhood bundle of any boundary strata gives log smooth coordinates. We also have that the restriction of all such $U^{\{\alpha_i\}}$ to normal neighborhood bundles covers the restriction of $f_b^{-1}(U)$ to the normal neighborhood bundle. Therefore the sets $U^{\{\alpha_i\}}$ must cover $f^{-1}(U)$ because each one covers the interior, and together they cover the boundary strata.

Let's now check that the axioms of a log smooth coordinate chart are satisfied by $U^{\{\alpha_i\}}$. First, all coordinates are log smooth functions because f is a log smooth map, and the coordinates are just pullbacks of integral sums of log smooth functions.

Item 2 is satisfied, as our choice of fiber coordinate functions is just the pullback of a subset of the fiber coordinate functions on the target, f_b is equivariant with respect to the action of the tangent space of the base and df , and df is an integral affine isomorphism onto its image.

Item 3 is satisfied. The boundary coordinates $x \cdot \alpha_i$ are constant on fibers because f_b is equivariant and the α_i are orthogonal to the fiber directions. The smooth coordinates are just pullbacks of smooth coordinates, so they too are constant on fibers.

Item 4 is satisfied. $e^{-x \cdot \alpha_i}$ is a boundary defining function because it is log smooth, and restricts correctly to the normal neighborhood of the boundary it defines.

Item 1 is satisfied. This is because the coordinate functions are log smooth, give smooth coordinates on the interior of $U^{\{\alpha_i\}}$, their restrictions to normal neighborhood bundles give smooth coordinate functions, and $e^{-x \cdot \alpha_i}$ are boundary defining functions.

Item 5 is an empty condition, so $U^{\{\alpha_i\}}$ is a log smooth coordinate chart and the lemma is proved. □

Proposition 4.3. *Given a morphism $f : \mathfrak{B} \rightarrow \mathfrak{C}$ and a refinement $\mathfrak{C}' \rightarrow \mathfrak{C}$ so that the map of bases $f : B \rightarrow C$ lifts to a map $\tilde{f} : B \rightarrow C'$, there exists a unique lift $\tilde{f} : \mathfrak{B} \rightarrow \mathfrak{C}'$ of f to a morphism to \mathfrak{C}' .*

Proof. Refinements are diffeomorphisms on the interiors of fibers, and log smooth maps are determined by their restriction to the interior, so uniqueness is automatic. We just need to check that the maps given by $f_b = \tilde{f}_b$ restricted to the interior of M_b are log smooth and satisfy the compatibility requirements for exploded fibrations.

To show that \tilde{f}_b is log smooth, we use the criteria from Lemma 4.1 and the local normal form for refinements from Lemma 4.2.

Affine coordinates on the blowup \tilde{M}_c are a subset of affine coordinate on M_c , so criterion 1 is automatically satisfied. Smooth coordinates for \tilde{M}_c in the normal form from Lemma 4.2 are just smooth coordinates from M_c , so criterion 3 is also automatically satisfied, so we just need to study the pull back of boundary coordinate functions.

The fact that f is log smooth tells us the following: the pull back under \tilde{f} of boundary coordinate functions on \tilde{M}_c are integral sums of affine and boundary coordinates plus a smooth function depending on boundary defining functions and smooth coordinates. The exact combination of affine and boundary coordinates is determined by the map $f : B \rightarrow C$ on bases. The requirement that f lifts to the subdivision C' is equivalent to this combination being a positive combination of boundary coordinates, which tells us that \tilde{f} satisfies criterion 3, and is therefore log smooth.

The fact that \tilde{f} is compatible with parallel transport follows from the fact that f is compatible and \tilde{f} and f are equal on the interiors of fibers. Also, restricted to interiors, $\tilde{f} \circ \iota^\dagger = f \circ \iota^\dagger = F(\iota)^\dagger \circ f = \tilde{F}(\iota)^\dagger \circ \tilde{f}$, so \tilde{f} is also compatible with the inclusions ι^\dagger and f is an exploded morphism. □

Theorem 4.4. *Given an exploded fibration \mathfrak{B} and a stratified integral affine map*

$$f : B' \rightarrow B$$

so that f is a homeomorphism and df is an integral affine isomorphism onto its image, there exists a unique refinement $f : \mathfrak{B}' \rightarrow \mathfrak{B}$ with base $f : B' \rightarrow B$.

Proof. First, Proposition 4.3 tells us that this refinement is unique up to isomorphism.

To show the existence of a refinement, note that any exploded fibration is locally modelled on $\text{Expl}(U)$ for some log smooth coordinate chart U . Given a subdivision, we constructed a refinement $\text{Expl}(\tilde{U}) \rightarrow \text{Expl}(U)$. This is a local model for our refinement. These refinements so constructed must coincide on the intersection of their domains of definition due to the uniqueness of refinements from Proposition 4.3, so these local refinements patch together to a global refinement. □

5. Exploded \mathbb{T} fibrations

Exploded \mathbb{T} fibrations can be thought of as exploded fibrations with extra torus symmetry so that instead of fibers being \mathbb{R}^k bundles, fibers are $(\mathbb{C}^*)^k$ bundles. We will first describe the analogue of log smooth spaces in this setting.

5.1. Log smooth \mathbb{T} spaces

A log smooth \mathbb{T} manifold is a connected smooth manifold M locally modeled on $\mathbb{C}^k \times \mathbb{R}^{n-2k}$ with the following sheaf of log smooth \mathbb{T} functions.

Definition 5.1. A log smooth \mathbb{T} function $f \in {}^{\text{log}}C^\infty(\mathbb{C}^k \times \mathbb{R}^{n-2k})$ is a map

$$f : (\mathbb{C}^*)^k \times \mathbb{R}^{n-2k} \longrightarrow \mathbb{C}^*$$

$$f := z_1^{\alpha_1} \cdots z_k^{\alpha_k} g$$

for $\alpha_i \in \mathbb{Z}$, and $g \in C^\infty(\mathbb{C}^k \times \mathbb{R}^{n-2k}, \mathbb{C}^*)$

Definition 5.2. A log smooth \mathbb{T} manifold M is a smooth manifold M along with a sheaf of log smooth \mathbb{T} functions ${}^{\text{log}}C^\infty(M)$, where if $U \subset M$ is an open subset, $f \in {}^{\text{log}}C^\infty(U)$ is some \mathbb{C}^* valued function defined on a dense open subset of U .

This must satisfy the condition that around any point in M , there exists a neighborhood U and a diffeomorphism $\phi : U \longrightarrow \mathbb{C}^k \times \mathbb{R}^{n-2k}$ so that

$$\phi^* \left({}^{\text{log}}C^\infty(\mathbb{C}^k \times \mathbb{R}^{n-2k}) \right) = {}^{\text{log}}C^\infty(U)$$

Definition 5.3. A smooth function $z : U \subset M \longrightarrow \mathbb{C}$ is a boundary defining function if dz is nonzero when z is zero, and $z \in {}^{\text{log}}C^\infty(U)$

Definition 5.4. A strata $S \longrightarrow M$ is a connected properly immersed submanifold of M which is given locally by the vanishing of some number of boundary defining functions, and which is embedded on a dense subset of S .

The interior of a strata S is the strata minus all substrata.

Note that each point in M is in the interior of a unique strata.

With log \mathbb{T} functions defined, other definitions are analogous to the definitions in the log smooth case.

Definition 5.5.

$$f : M \rightarrow N$$

is a log C^k \mathbb{T} map if it is continuous, sends the interior of M to the interior of N , and

$$f^* \left({}^{\text{log}}C^k(N) \right) \subset {}^{\text{log}}C^k(M)$$

Definition 5.6.

A log smooth \mathbb{T} space is a $(\mathbb{C}^*)^n$ bundle

$$\begin{array}{c} (\mathbb{C}^*)^n \longrightarrow M \\ \downarrow \pi \\ S \end{array}$$

over a log smooth \mathbb{T} manifold S .

In particular, there exists an open cover $\{U_\alpha\}$ of S so that $\pi^{-1}U_\alpha = (\mathbb{C}^*)^n \times U_\alpha$ and transition functions are of the form

$$(z, s) \mapsto (\phi(z)f'(s), s)$$

where

$f' : U_\alpha \cap U_\beta \rightarrow (\mathbb{C}^*)^n$ is a product of log smooth \mathbb{T} functions,
and $\phi : (\mathbb{C}^*)^n \rightarrow (\mathbb{C}^*)^n$ is a group isomorphism.

A \mathbb{C}^* valued function f is in ${}^{\log}_{\mathbb{T}}C^k(\mathbb{C}^* \times S)$ if $f = z^m g$ where $g \in {}^{\log}_{\mathbb{T}}C^k(S)$ and $m \in \mathbb{N}$. Using this inductively defines the sheaf of log smooth \mathbb{T} functions on $(\mathbb{C}^*)^n \times S$, and then using this locally defines the sheaf of log smooth \mathbb{T} functions on a log smooth \mathbb{T} space M which is a nontrivial $(\mathbb{C}^*)^n$ bundle.

Definition 5.7.

$$f : M \rightarrow N$$

is a log C^k \mathbb{T} map between log smooth \mathbb{T} spaces if it projects to a log C^k \mathbb{T} map on the bases of M and N , and

$$f^* \left({}^{\log}_{\mathbb{T}}C^k(N) \right) \subset {}^{\log}_{\mathbb{T}}C^k(M)$$

Definition 5.8. The normal neighborhood bundle over a point $s \in M$, $\mathcal{N}_s M$ is given by the space of evaluations $\nu_s : {}^{\log}_{\mathbb{T}}C(M) \rightarrow \mathbb{C}^*$ so that

$$\nu_s(f) = f(s) \text{ if well defined}$$

$$\nu_s(fg) = \nu_s(f)\nu_s(g)$$

Definition 5.9. The normal neighborhood bundle of a codimension $2k$ strata $S \rightarrow M$ is a log smooth \mathbb{T} space which is a $(\mathbb{C}^*)^k$ bundle over S . The fiber in $\mathcal{N}_S M$ over a point s in the interior of S correspond to evaluations ν_s over s .

If S is locally given by vanishing of boundary defining functions z_1, \dots, z_k , then local coordinates for $\mathcal{N}_S M$ are given by $(\nu(z_1), \dots, \nu(z_k), s)$, where the first k coordinates give coordinates for the $(\mathbb{C}^*)^k$ fiber, and s denotes the complimentary coordinates which give coordinates on S .

Definition 5.10. An outward direction in $\mathcal{N}_S M_b$ is a direction in which the restriction of any boundary defining function for S decreases.

Lemma 5.1. A log \mathbb{T} map $f : M \rightarrow N$ induces a natural map

$$f : \mathcal{N}M \rightarrow \mathcal{N}N$$

$$\text{defined by } f(\nu)(g) = \nu(f \circ g)$$

If f sends the interior of a strata S to the interior of S' , then this gives a log \mathbb{T} map

$$f : \mathcal{N}_S M \rightarrow \mathcal{N}_{S'} N$$

The proof of this lemma is analogous to Lemma 2.1

Definition 5.11. A log \mathbb{T} morphism from M to N is a log \mathbb{T} map

$$f : M \longrightarrow \mathcal{N}_S N$$

for some strata $S \in N$.

If we take the oriented real blowup of all strata of a log smooth \mathbb{T} space, we obtain a log smooth space. Locally, this involves replacing any torus boundary defining function z with a log smooth boundary defining function $|z|$ and a smooth coordinate $\frac{z}{|z|}$. In this way, we can view any log smooth \mathbb{T} space as a log smooth space. Any log \mathbb{T} morphism is still a log morphism, and the normal neighborhood bundle in the log \mathbb{T} setting is the normal neighborhood in the log smooth setting. This allows us to use any concept from the log smooth setting.

5.2. Exploded \mathbb{T} fibrations

We can now define exploded \mathbb{T} fibrations analogously to exploded fibrations.

Definition 5.12. An exploded \mathbb{T} fibration \mathfrak{B} has the following structure.

- (1) A stratified integral affine base B
- (2) For each strata B_j^k , a fibration $\mathfrak{B}_j^k \longrightarrow B_j^k$ with log smooth \mathbb{T} fibers for each $b \in B_j^k$,

$$M_b := (\mathbb{C}^*)^k \rtimes W_b^{n-2k}$$

These fibers are principal $(\mathbb{C}^*)^k$ bundles. They have an action of $T_b B_j^k$ given in integral coordinates by (x_1, \dots, x_k) acts by multiplication by $(e^{x_1}, \dots, e^{x_k})$.

- (3) A flat connection on each of these fibrations \mathfrak{B}_j^k so that parallel transport gives log \mathbb{T} smooth isomorphisms which are compatible with the action of $T_b B_j^k$ and affine parallel transport.
- (4) For each inclusion ι in B , there is a dual log smooth \mathbb{T} morphism,

$$\iota^\dagger : M_{\iota(b)} \longrightarrow M_b$$

so that

- (a) For some strata $S \subset M_b$, ι^\dagger is a log smooth \mathbb{T} isomorphism

$$\iota^\dagger : M_{\iota(b)} \longrightarrow \mathcal{N}_S M_b$$

- (b) The induced action of $T_{\iota(b)} B$ on $\mathcal{N}_S M_b$ is compatible with $d\iota$. The action of any vector in $T_{\iota(b)} B$ pointing towards the interior of the strata moves $\mathcal{N}_S M_b$ in an outward direction.
- (c) Every strata of M_b is the image of a unique isomorphism ι^\dagger .
- (d)

$$(\iota_1 \circ \iota_2)^\dagger = \iota_2^\dagger \circ \iota_1^\dagger$$

- (e) These isomorphisms ι^\dagger are compatible with parallel transport within strata.

As with our definition of exploded fibrations, there is a global assumption that fibers have a globally defined action of $(\mathbb{C}^*)^k$ on them. If we patch together exploded \mathbb{T} coordinate charts, then we will obtain a more sophisticated version of an exploded \mathbb{T} fibration with an orbifold base and Seifert fibrations over strata.

Definition 5.13. A morphism of exploded \mathbb{T} fibrations, $f : \mathfrak{B} \rightarrow \mathfrak{C}$ is given by

- (1) A stratified integral affine map of bases $f : B \rightarrow C$.
- (2) Log smooth \mathbb{T} maps

$$f_b : M_b \rightarrow M_{f(b)}$$

- (a) equivariant with respect to the action of $T_b B$ and df
- (b) compatible with the isomorphisms ι^\dagger in the sense that

$$f_b \circ \iota^\dagger = F(\iota)^\dagger \circ f_{\iota(b)}$$

- (c) compatible with parallel transport within strata.

Note that any exploded \mathbb{T} fibration is an exploded fibration and that any exploded \mathbb{T} morphism is also a morphism of exploded fibrations.

Refinements are defined the same way as in the log smooth case. The results of section 4.2 hold for exploded \mathbb{T} fibrations.

5.3. Almost complex structure

The tangent space $T\mathfrak{B}$ of an exploded fibration is an exploded fibration with the same base and fibers given by ${}^{\text{log}}TM_b$, the log tangent space of fibers of \mathfrak{B} . This has a natural exploded structure because there is a natural identification of $\mathcal{N}_S {}^{\text{log}}TM_b$ with ${}^{\text{log}}T\mathcal{N}_S M_b$. The cotangent space $T^*\mathfrak{B}$ is a similarly well defined exploded fibration. A smooth section of one of these bundles is a section $\mathfrak{B} \rightarrow T\mathfrak{B}$ which is a smooth exploded morphism. This allows us to define things like metrics or complex structures.

Definition 5.14. An almost complex structure on an exploded fibration \mathfrak{B} is an endomorphism J of $T\mathfrak{B}$ which squares to minus the identity, given by a smooth section of $T\mathfrak{B} \otimes T^*\mathfrak{B}$.

(The tensor product above is over smooth functions on \mathfrak{B} which are smooth morphisms to the exploded fibration which has a single point as its base and \mathbb{R} as the fiber over that point.)

Definition 5.15. An (almost) complex exploded \mathbb{T} fibration \mathfrak{B} is an almost complex structure on \mathfrak{B} considered as an exploded fibration which comes from giving each fiber M_b the structure of a (almost) complex $(\mathbb{C}^*)^k$ bundle over an (almost) complex manifold.

Note that this implies that substrata are holomorphic submanifolds.

There should be a good theory of holomorphic curves in almost complex exploded fibrations. In general, we need to consider holomorphic curves which are morphisms of a weaker type than described above. The theory of holomorphic curve in exploded \mathbb{T} fibrations is better behaved. In this case, holomorphic curves are exploded \mathbb{T} morphisms and when transversality conditions are met, the moduli space has an exploded \mathbb{T} structure.

6. Examples of exploded \mathbb{T} curves

6.1. Moduli space of stable exploded \mathbb{T} curves

Definition 6.1. An exploded \mathbb{T} curve is a complex exploded \mathbb{T} fibration with a one dimensional base so that

- (1) The base is complete when given the metric that gives basic integral vectors unit size.
- (2) The fiber over any vertex is a compact Riemann surface with strata corresponding to a collection of marked points.

We will also call a holomorphic morphism of an exploded \mathbb{T} curve to a almost complex exploded \mathbb{T} fibration an exploded \mathbb{T} curve.

Definition 6.2. An exploded \mathbb{T} curve is stable if it has a finite number of automorphisms, and it is not a nontrivial refinement of another exploded \mathbb{T} curve.

We now describe in detail the moduli space of stable exploded \mathbb{T} curves (mapping to a point.)

Consider a Riemann surface Σ_c which is the fiber over the point c in the base \mathcal{C} of an exploded \mathbb{T} curve \mathfrak{C} . This has a number of marked points which correspond to boundary strata.

If $x \in \Sigma_c$ is such a marked point, then we can identify $\mathcal{N}_x \Sigma_c$ with $T_x \Sigma_c - 0$. The identification is given as follows: If x is locally defined by the vanishing of a boundary defining function z , a nonzero vector $v \in T_x \Sigma_c$ corresponds to $\nu \in \mathcal{N}_x \Sigma_c$ where $\nu(z) := dz(v)$. (This determines $\nu \in \mathcal{N}_x \Sigma_c$ by $\nu(z^k g) = (dz(v))^k g(x)$.)

Lemma 6.1. *A (stable) exploded \mathbb{T} curve is equivalent to a (stable) punctured nodal Riemann surface with the following extra information at each node:*

- (1) A length $l \in (0, \infty)$
- (2) A node consists of two marked points which are considered to be joined. There is a nondegenerate \mathbb{C} bilinear pairing of the tangent spaces at these points.

The length is the length of the edge joining two marked points. The \mathbb{C} bilinear pairing comes from the identification of normal neighborhood bundles at these points.

Lemma 6.2. *Any finite order automorphism $\phi : \mathfrak{C} \rightarrow \mathfrak{C}$ of a connected exploded \mathbb{T} curve that is trivial on some fiber is the identity.*

Proof. Suppose that $\phi : \mathfrak{C} \rightarrow \mathfrak{C}$ is such an automorphism. If ϕ_v is the identity for some vertex v , then the restriction of ϕ_v to the normal neighborhood bundle is the identity, so ϕ_e is also the identity for e any point on an edge connected to v (and ϕ is the identity on those edges.)

If ϕ_e is the identity for e some point in an edge, ϕ must be the identity on the edge, and all fibers on the edge. Suppose that v is a vertex on the end of such an edge. $\phi_v : \Sigma_v \rightarrow \Sigma_v$ must be a finite order automorphism of Σ_v that fixes the marked point x attached to the edge, and that fixes the tangent space $T_x \Sigma_v$. The only such automorphism is the identity. (This can be seen locally, if $\phi_v(z) = z + cz^n + O(z^{n+1})$, then the k -fold composition of ϕ_v must be $z + kcz^n + O(z^{n+1})$, so if ϕ_v is not the identity, then it is not of finite order.)

□

In particular, the above lemma tells us that the automorphisms of nodal Riemann surfaces that are unbalanced in the sense that they twist one side of a node more than the other are not automorphisms of exploded \mathbb{T} curves. An automorphism such as this lifts to an isomorphism of an exploded curve with an exploded curve obtained by modifying the bilinear pairings at nodes. Isomorphisms such as this will act like automorphisms when we describe the orbifold structure of moduli spaces of exploded curves.

Definition 6.3. A lifted automorphism of an exploded \mathbb{T} curve is an isomorphism of the exploded \mathbb{T} curve to an exploded \mathbb{T} curve obtained by modifying bilinear pairings at nodes.

The lifted automorphisms of an exploded \mathbb{T} curve are in one to one correspondence with a subgroup of the automorphisms of the underlying nodal curve. In the case that all edges have equal length, the lifted automorphisms correspond to the automorphisms of the underlying nodal curve.

The moduli space $\mathfrak{M}_{g,n}$ of stable exploded \mathbb{T} curves with genus g and n marked points has the structure of an orbifold exploded \mathbb{T} fibration. An orbifold exploded fibration has uniformising charts (\mathfrak{U}, G) where \mathfrak{U} is an exploded \mathbb{T} coordinate chart, and G is a group acting on \mathfrak{U} .

Uniformising charts for $\mathfrak{M}_{g,n}$ are constructed as follows: Choose holomorphic uniformising charts (U, G) for Deligne Mumford space $\bar{\mathcal{M}}_{g,n}$ so that the boundary strata contained in U consist of the vanishing of $\{z_1, \dots, z_k\}$, the first k coordinates of U . This makes U a log smooth \mathbb{T} coordinate chart where $\{z_1, \dots, z_k\}$ are boundary defining functions. These correspond to k nodes in the curve over $z_1 = \dots = z_k = 0$. Note that the action of G on U and any transitions between coordinate charts are log \mathbb{T} smooth.

Uniformising charts for $\mathfrak{M}_{g,n}$ are then given by the explosion $(\text{Expl}(U), G)$. The base of $\text{Expl}(U)$ has coordinates $(l_1, \dots, l_k) \in [0, \infty)^k$. The fiber over the strata where $l_i = 0$ for $i \notin I$ is given by $\mathcal{N}_{S_I} U$ where S_I is the strata given by $z_i = 0$ for $i \in I$. The action of G and transition maps are given by noting that any log smooth \mathbb{T} map $U_1 \rightarrow U_2$ gives a natural exploded \mathbb{T} morphism $\text{Expl}(U_1) \rightarrow \text{Expl}(U_2)$.

Exploded fibrations

We must now see why points in $\mathfrak{M}_{g,n}$ (which we will consider to be the image of a morphism of a point to $\mathfrak{M}_{g,n}$) correspond to exploded \mathbb{T} curves. We do this for each uniformising chart $\text{Expl}(U)$. A point in the strata where $l_i = 0$ for $i \notin I$ has the information of a nodal curve corresponding to $s \in S_I$ plus an evaluation $\nu_s \in \mathcal{N}_s U$ and lengths l_i for $i \in I$. These lengths correspond to the length associated to each node. Note that if this point is the image of a morphism, then $l_i > 0$ for $i \in I$, and these are the only nodes that our curve has. To describe this as a moduli space of exploded curves, we must also say how the bilinear pairing of tangent spaces at a node is given by the above choice of an evaluation $\nu_s \in \mathcal{N}_s U$.

Recall that there is a universal curve $\bar{\mathcal{M}}_{g,n+1} \rightarrow \bar{\mathcal{M}}_{g,n}$ given by forgetting the point labeled with $(n+1)$. This is $\log \mathbb{T}$ smooth as it is holomorphic and the inverse image of boundary strata are boundary strata, so we also have a map of normal neighborhood bundles $\mathcal{N}\bar{\mathcal{M}}_{g,n+1} \rightarrow \mathcal{N}\bar{\mathcal{M}}_{g,n}$. If the forgotten point is near the first node, this map can be given in coordinates locally near $z_1 = 0$ by

$$(z_1^+, z_1^-, z_2, \dots) \mapsto (z_1^+ z_1^-, z_2, \dots)$$

(where dots are completed with the identity). The curve over the point $z_1 = 0$ gives local coordinates for our node, considered as two disks with coordinates z_1^+ and z_1^- joined over the points $z_1^+ = 0$ and $z_1^- = 0$. We have a map of the normal neighborhood bundle of the strata where $z_1^+ = z_1^- = 0$ to the normal neighborhood bundle of the strata $z_1 = 0$, given in our coordinates by the above map, where z_1^+ and z_1^- now give coordinates for the tangent space to our curve at the node. The bilinear pairing in these coordinates is

$$(z_1^+, z_1^-) \mapsto \frac{z_1^+ z_1^-}{\nu_s(z_1)}$$

This is independent of coordinate choices, and the choice of pairings for each of the k nodes is equivalent to the choice of ν_s .

A second way to see the relationship between pairings and ν_s is to view the pairings as gluing information. In particular, given the curve over s and choice of coordinates z_i^+, z_i^- around its nodes, we can glue these neighborhoods with the help of a small complex parameter c_i , identifying

$$z_i^+ = \frac{c_i}{z_i^-}$$

This defines a gluing map $\mathbb{C}^k \rightarrow U$ defined near $c_i = 0$. Giving \mathbb{C}^k the strata $c_i = 0$, this map is $\log \mathbb{T}$ smooth, and the restriction $\mathcal{N}_0 \mathbb{C}^k \rightarrow \mathcal{N}_s U$ is an isomorphism. If the pullback of ν_s to $\mathcal{N}_0 \mathbb{C}^k$ has coordinates $(\nu_{s,1}, \dots, \nu_{s,k})$, then the pairing between z_i^+ and z_i^- is given by

$$(z_i^+, z_i^-) = \frac{z_i^+ z_i^-}{\nu_{s,i}}$$

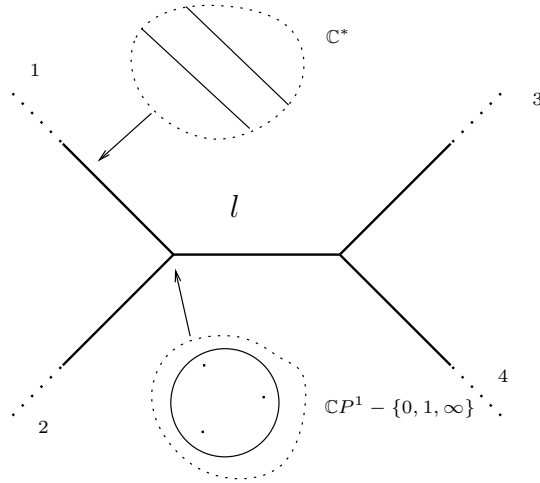
The above discussion can be summarized in the following lemma.

Lemma 6.3. *The forgetfull map*

$$\mathfrak{M}_{g,n+1} \longrightarrow \mathfrak{M}_{g,n}$$

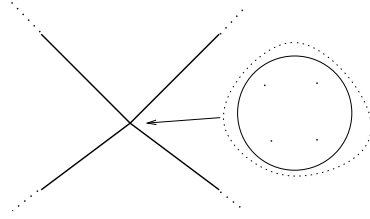
is log \mathbb{T} smooth. Given any point $p \in \mathfrak{M}_{g,n}$, the fiber over p is the exploded curve corresponding to p quotiented out by its automorphisms.

For example, $\mathfrak{M}_{0,3}$ is a point, and $\mathfrak{M}_{0,4}$ is equal to an exploded \mathbb{T} curve with 3 punctures. A curve in $\mathfrak{M}_{0,4}$ might look like the following curve or a similar one where the punctures 1 and 3 or 1 and 4 are grouped together.

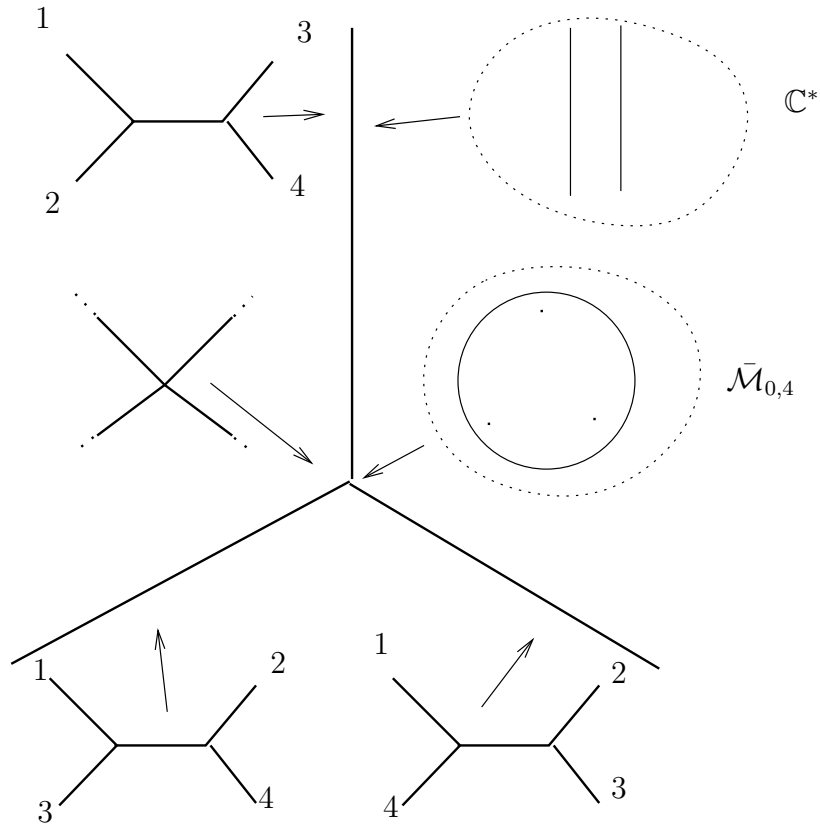


For each picture of the above type, there is a \mathbb{C}^* family of curves in $\mathfrak{M}_{0,4}$ corresponding to different identifications of normal neighborhood bundles along the interior edge. The length l of this edge gives a coordinate for a strata of $M_{0,4}$. The above observation tells us that the fiber over each point in this strata is \mathbb{C}^* . The different pairings of punctures give 3 such strata. the end $l = 0$ of this strata is glued to a strata with curves looking like the following:

Exploded fibrations



The curves with a picture such as this form a family parametrized by the complex structure of the fiber over the central vertex. This gives a strata of $\mathfrak{M}_{0,4}$ consisting of a point with fiber equal to $\bar{\mathcal{M}}_{0,4}$ with 3 boundary strata. A picture of $\mathfrak{M}_{0,4}$ is as follows



The identification between the normal neighborhood bundles of boundary strata of $\bar{\mathcal{M}}_{0,4}$ and the gluing data \mathbb{C}^* is explained above.

6.2. Exploded \mathbb{T} curves in smooth manifolds

A connected smooth manifold M can be regarded as an exploded \mathbb{T} fibration with base consisting of a point, and fiber over that point being M . If M is given an almost complex structure, we can then consider holomorphic exploded \mathbb{T} curves in M . A holomorphic exploded \mathbb{T} curve in this setting has the information of a nodal holomorphic curve along with a positive length and a \mathbb{C} bilinear pairing of tangent spaces assigned to each node. This extra information corresponds to exploding the moduli space instead of compactifying it. The exploded \mathbb{T} curve is stable if the underlying nodal holomorphic curve is stable.

6.3. Symplectic sum

Given symplectic manifolds M_1^{2n} and M_2^{2n} along with symplectic submanifolds,

$$N^{2(n-1)} \hookrightarrow M_1^{2n} \text{ and } N^{2(n-1)} \hookrightarrow M_2^{2n}$$

so that the normal bundle of N in M_1 is dual to the normal bundle of N in M_2 , we can construct the symplectic sum of M_1 and M_2 over N , $M_1 \#_N M_2$. The question of how to find holomorphic curves in $M_1 \#_N M_2$ in terms of holomorphic curves in M_1 , M_2 and the normal bundle to N has been answered in [4]. This involves a degeneration of complex structure which can be viewed as giving the following exploded \mathbb{T} fibration.

First choose an almost complex structure on M_1 and M_2 so that N is an almost complex submanifold, and the normal bundle to N in M_1 is a complex bundle isomorphic to the dual of the normal bundle in M_2 . M_1 and M_2 are log smooth \mathbb{T} spaces with a single substrata N . Note that the normal neighborhood bundle $\mathcal{N}_N M_1$ is equal to the normal bundle of N minus the zero section.

The exploded fibration has a base equal to the interval $[1, 2]$ with fiber over the strata 1 being M_1 , fiber over the strata 2 being M_2 . The fiber over any point in the strata $[1, 2]$ is equal to $\mathcal{N}_N M_2 = \mathbb{C}^* \times N$. This is identified with $\mathcal{N}_N M_1$ using the identification of the normal bundle of N in M_1 with the dual of the normal bundle of N in M_2 . Multiplication by a vector c in the tangent space to $[1, 2]$ corresponds to multiplication by e^c if the fiber is viewed as the normal bundle of N in M_2 , and to multiplication by e^{-c} when viewed as the normal bundle of N in M_1 .

6.4. Relationship with tropical geometry

An easy example of an exploded \mathbb{T} fibration is \mathfrak{TR}^n , which has a base given by \mathbb{R}^n and fibers given by $(\mathbb{C}^*)^n$. We will now examine holomorphic exploded \mathbb{T} curves

$$f : \mathfrak{C} \longrightarrow \mathfrak{TR}^n$$

At any vertex c in the base C of \mathfrak{C} , we have a holomorphic map defined on the interior of the fiber Σ_c .

$$f_c : \Sigma_c \longrightarrow (\mathbb{C}^*)^n$$

Exploded fibrations

The fact that this is a log smooth \mathbb{T} morphism implies that this must extend to a meromorphic map over punctures. In particular, in local coordinates z around a puncture,

$$f_c(z) := (z^{\alpha_1} g_1(z), \dots, z^{\alpha_n} g_n(z))$$

where $\alpha_i \in \mathbb{Z}$ and g_i are holomorphic \mathbb{C}^* valued functions which extend over punctures. The restriction of f_c to the normal neighborhood is then given by

$$f_c(z) := (z^{\alpha_1} g_1(0), \dots, z^{\alpha_n} g_n(0))$$

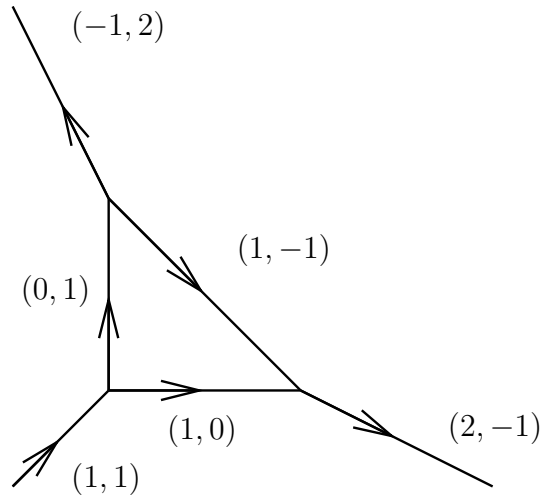
(The coordinate z in this case is the restriction of the above coordinate to the normal neighborhood bundle.)

This then defines the fiber maps on the edge attached to this puncture, so if e is a point on this edge, then

$$f_e(z) := (z^{\alpha_1} g_1(0), \dots, z^{\alpha_n} g_n(0))$$

This has implications for the map $f : C \rightarrow \mathbb{R}^n$ of bases. It means that this edge viewed as oriented away from the vertex c must travel in the integral direction $\vec{\alpha} := (\alpha_1, \dots, \alpha_n)$. If the edge has length l , then the image of the edge is $l\vec{\alpha}$.

df restricted to this edge gives a map $\mathbb{Z} \rightarrow \mathbb{Z}^n$ given by $k \mapsto k\vec{\alpha}$. Call this the momentum of the edge, and $\vec{\alpha}$ the momentum of the edge exiting the vertex. The sum of all momentums exiting a vertex is zero. This is because number of poles of a meromorphic function is equal to the number of zeros. It can be viewed as a balancing or conservation of momentum condition on the base of a holomorphic curve.



The special case when the base of an exploded curve is a trivalent graph and the fiber over all vertices is equal to a three punctured sphere is interesting, because most of the

information in the exploded curve can be read off from the base. In this case, the map of bases $f : C \rightarrow \mathbb{R}^n$ is called a tropical curve. The technique of counting tropical curves to get holomorphic curve invariants has been used quite successfully (for example, see [5]).

Definition 6.4. A tropical exploded \mathbb{T} fibration is an exploded \mathbb{T} fibration in which every fiber is some product $(\mathbb{C}^*)^k \times \mathbb{C}P^{n-k}$ where $\mathbb{C}P^{n-k}$ is given the log smooth \mathbb{T} structure with boundary strata given by $(n - k + 2)$ generic hyperplanes.

The base of a tropical exploded \mathbb{T} fibration is a tropical space. Holomorphic curves in these tropical exploded \mathbb{T} fibrations with tropical domains have bases which are tropical curves.

7. Fiber product

The category of exploded fibrations has a good intersection theory.

Definition 7.1. Given two exploded morphisms with the same target,

$$\mathfrak{A} \xrightarrow{f} \mathfrak{C} \xleftarrow{g} \mathfrak{B}$$

f and g are transverse if all the following maps are transverse restricted to the interior of their domains

$$M_a \xrightarrow{f_a} M_c \xleftarrow{f_b} M_b \text{ when } f(a) = c = f(b)$$

The fiber product of transverse exploded morphisms is well defined, however it is sometimes not an exploded fibration of the type we have described up until now. It may have strata which are locally modeled on open subsets of

$$\{b : \alpha_j \cdot b \geq 0\} \subset \mathbb{R}^n$$

where $\{\alpha_j\}$ is some set of integer vectors. There is a correspondingly more permissive definition of log smooth coordinate charts for fibers.

Theorem 7.1. *Suppose that f and g are transverse exploded morphisms,*

$$\mathfrak{A} \xrightarrow{f} \mathfrak{C} \xleftarrow{g} \mathfrak{B}$$

so that for any pair of strata A_j^k and B_i^l in the base of \mathfrak{A} and \mathfrak{B} so that $M_a \xrightarrow{f_a} M_c \xleftarrow{g_b} M_b$ is nonempty for some $a \in A$ and $b \in B$, the subset $\{(a, b) : f(a) = g(b)\} \subset A \times B$ is an integral affine space locally modeled on open subsets of $[0, \infty)^n$.

Then there exists an exploded fibration called their fiber product

$$\mathfrak{A} \times_{f \times g} \mathfrak{B}$$

with maps to \mathfrak{A} and \mathfrak{B} so that the following diagram commutes

$$\begin{array}{ccc} \mathfrak{A} \times_{f \times g} \mathfrak{B} & \longrightarrow & \mathfrak{A} \\ \downarrow & & \downarrow \\ \mathfrak{B} & \longrightarrow & \mathfrak{C} \end{array}$$

Exploded fibrations

and with the usual universal property that given any commutative diagram

$$\begin{array}{ccc} \mathfrak{D} & \longrightarrow & \mathfrak{A} \\ \downarrow & & \downarrow \\ \mathfrak{B} & \longrightarrow & \mathfrak{C} \end{array}$$

there exists a unique morphism $\mathfrak{D} \longrightarrow \mathfrak{A} \times_{f \times g} \mathfrak{B}$ so that the following diagram commutes

$$\begin{array}{ccc} \mathfrak{D} & \longrightarrow & \mathfrak{A} \\ \downarrow & \searrow & \uparrow \\ \mathfrak{B} & \longleftarrow & \mathfrak{A} \times_{f \times g} \mathfrak{B} \end{array}$$

Proof. First, we check the theorem in the case that g is a map of a point into \mathfrak{C} . In this case, the image of g is some point $c \in C$ and a point $x \in M_c$ in the fiber over c . As x is the image of a morphism, it must be in the interior of M_c . We are interested in $f^{-1}(x)$.

First consider $f^{-1}(c)$. The base of $f^{-1}(x)$ will be made up of copies of strata of $f^{-1}(c)$, with each strata of $f^{-1}(c)$ appearing a number of times equal to the number of connected components of $f^{-1}(x)$ over it. Call a strata of $f^{-1}(c)$ empty if $f^{-1}(x)$ is empty over the strata. We will discard such strata.

Note that for any $a \in A$, f_a is transverse to x on the interior of M_a . This property is preserved if we take refinements of \mathfrak{A} . We would like f_a restricted to the interior of any strata of M_a to be transverse to x . To achieve this, consider a local refinement of \mathfrak{A} coming from a subdivision of A close to a so that the non empty strata of $f^{-1}(c)$ are strata in the subdivision. (There may be no global subdivision satisfying this, but it is easy to construct one locally). Note that any morphism $\mathfrak{D} \longrightarrow \mathfrak{A}$ contained in $f^{-1}(x)$ lifts locally to a unique morphism to the local refinement of \mathfrak{A} .

After taking such a refinement, if $a \in f^{-1}(c)$ is in a non empty strata, then f_a is constant in any affine direction. Also f_a restricted to the interior of any strata $S \subset M_a$ is transverse to x . This is because f_a restricted to $\mathcal{N}_S M$ must be transverse to x , but if the interior of $f_a(S)$ intersects x , it must be contained in the interior of M_c , and in such a case f_a restricted to $\mathcal{N}_S M_a$ is just the pullback of f_a restricted to S . This makes $f_a^{-1}(x)$ some number of log smooth spaces. Affine coordinates are just the restriction of affine coordinates on M_a , and boundary defining functions are the restriction of boundary defining functions for strata that $f_a^{-1}(x)$ intersects. A single boundary of M_a may correspond to several boundaries in $f_a^{-1}(x)$. Note that $f_a^{-1}(x)$ does not depend on the particular choice of local refinement.

If $\iota : a \mapsto \iota(a)$ is an inclusion in $f^{-1}(c)$ and S is the strata in M_a corresponding to ι , then

$$f_{\iota(a)}^{-1}(x) = (f_a|_{\mathcal{N}_S M_a})^{-1}(x)$$

If we take the non empty strata of $f^{-1}(c)$ to be the base of $f^{-1}(x)$, $f_a^{-1}(x)$ to be the fibers, and restrict parallel transport and isomorphisms ι^\dagger from (the local refinements of) \mathfrak{A} , then $f^{-1}(x)$ satisfies all the axioms of an exploded fibration apart from having connected fibers. To remedy this, have a copy of each strata of $f^{-1}(c)$ for each fiber

component, and connect them by inclusions if one fiber is the normal neighborhood of some strata in the other. This exploded fibration has the required universal property.

Now, we consider the general case of the transverse intersection of two morphisms, f and g .

Cover the target \mathfrak{C} with exploded coordinate charts.

$$\begin{array}{ccc} \mathfrak{U}_\alpha & \longrightarrow & \mathfrak{C} \\ \downarrow & & \\ \mathfrak{R}^n & & \end{array}$$

Note that $f^{-1}(\mathfrak{U}_\alpha)$ is an exploded fibration, so we can restrict f to $f^{-1}(\mathfrak{U}_\alpha)$. On these charts, we can consider

$$f - g : f^{-1}(\mathfrak{U}_\alpha) \times g^{-1}(\mathfrak{U}_\alpha) \longrightarrow \mathfrak{R}^n$$

Recall that \mathfrak{R}^n is the exploded fibration with base equal to \mathbb{R}^n and fibers all equal to \mathbb{R}^n . As f is transverse to g , $(f - g)$ is transverse to the point 0 in the fiber over 0, and $(f - g)^{-1}(0)$ is an exploded fibration. This constructs $f^{-1}(\mathfrak{U}_\alpha) \times_{f \times g} g^{-1}(\mathfrak{U}_\alpha)$. This has the correct universal property because any commutative diagram

$$\begin{array}{ccc} \mathfrak{D} & \longrightarrow & f^{-1}(\mathfrak{U}_\alpha) \\ \downarrow & & \downarrow \\ g^{-1}(\mathfrak{U}_\alpha) & \longrightarrow & \mathfrak{U}_\alpha \end{array}$$

gives a morphism $\mathfrak{D} \longrightarrow f^{-1}(\mathfrak{U}_\alpha) \times g^{-1}(\mathfrak{U}_\alpha)$ contained in the inverse image of 0.

Doing the same for all coordinate charts and patching together the result define an exploded fibration $\mathfrak{A} \times_{f \times g} \mathfrak{B}$ with the required universal property. \square

Note that if f and g are transverse exploded \mathbb{T} morphisms satisfying the above condition on the base, $\mathfrak{A} \times_{f \times g} \mathfrak{B}$ is an exploded \mathbb{T} fibration.

An important example is given by the forgetfull morphisms

$$\pi : \mathfrak{M}_{g,n+1} \longrightarrow \mathfrak{M}_{g,n}$$

This map is a surjective submersion restricted to the interior of each fiber, so any smooth exploded morphism $f : \mathfrak{F} \longrightarrow \mathfrak{M}_{g,n}$ must be transverse to π .

Definition 7.2. An exploded fibration is complete if any metric on it is complete, and the base has a finite number of strata, all of which are complete with respect to the integral affine connection. (A metric on an exploded fibration \mathfrak{B} is a symmetric, positive definite, exploded section of $T^*\mathfrak{B} \otimes T^*\mathfrak{B}$.)

Definition 7.3. An exploded fibration is compact if it is complete and the base is compact.

Lemma 7.2. *If \mathfrak{A} and \mathfrak{B} are complete and $f : \mathfrak{A} \rightarrow \mathfrak{C}$ and $g : \mathfrak{B} \rightarrow \mathfrak{C}$ are transverse, then $\mathfrak{A} \times_{f \times g} \mathfrak{B}$ is complete. If \mathfrak{A} and \mathfrak{B} are compact, then $\mathfrak{A} \times_{f \times g} \mathfrak{B}$ is compact.*

We now want to say that two exploded morphisms to the same target are generically transverse. In the smooth case, statements of the following sort can be useful if $f : M \rightarrow N$ is transverse to g on the boundary of M and g is proper, then there is a small isotopy of f fixed on the boundary to a map transverse to g . In this exploded setup, instead of a boundary, we will have a subset of strata which are closed under inclusion. This means that if B_j^k is inside this subset, then the target of any inclusion of B_j^k must be contained in this subset. For isotopies, instead of the unit interval $[0, 1]$, we will have the explosion of the unit interval, $\text{Expl}[0, 1]$.

Lemma 7.3. *Given two smooth exploded morphisms,*

$$\mathfrak{A} \xrightarrow{f} \mathfrak{C} \xleftarrow{g} \mathfrak{B}$$

If \mathfrak{A} and \mathfrak{B} are complete, and the strata of A are simply connected, then there exists a small isotopy

$$F : \text{Expl}[0, 1] \times \mathfrak{A} \rightarrow \mathfrak{C}$$

so that

- (1) *the restriction to any fiber of \mathfrak{A} , $F_a : [0, 1] \times M_a \rightarrow M_{F(a)}$ is a C^∞ small isotopy.*
- (2) *$F(t, \cdot)$ is independent of t in a neighborhood of $t = 0$ and $t = 1$, equal to f when t is small, and transverse to g when t is close to 1.*

Moreover, if f is transverse to g on a subset of strata closed under inclusions, then the isotopy can be chosen to be fixed on those strata.

Proof. We construct the isotopy first over fibers that have no boundary strata and then extend it over fibers with strata of higher codimension.

If M_a has no boundary strata, it is some affine \mathbb{R}^n bundle over a compact manifold. As the isotopy can't change df_a in affine directions, the isotopy is determined by its restriction to some section of this bundle. Note that to achieve transversality, we can quotient the target of f_a by the directions spanned by df of affine directions. The task is then to find an isotopy so that the image of this section is transverse to the image of g . As \mathfrak{B} is complete, the image of g in this fiber consists of the image of a finite number of smooth proper maps of manifolds with boundary and corners, so a generic smooth map is transverse to g and there exists a C^∞ small isotopy of f_a making it transverse to g as required. (We chose the trivial isotopy if f_a is already transverse.)

This isotopy can be extended compatibly via parallel transport to all fibers of \mathfrak{A} that have no boundary (this uses that the strata of A are simply connected, so there is no monodromy). Now suppose that the isotopy has been defined compatibly on all fibers that only have strata of codimension less than k . We now must extend it to an isotopy on fibers with strata of maximum codimension k .

Suppose that M_a is such a fiber. As any strata S of nonzero codimension has substrata of dimension at most $k - 1$, we have defined the isotopy already on $\mathcal{N}_S M_a$. Viewing our

isotopy as given by exponentiating some smooth, time dependant vector field, we just need to extend this vectorfield over M_a . It is defined on the boundary of M_a so that it is continuous, and smooth restricted to any boundary or corner strata. As such it extends to a smooth vectorfield on the interior of M_a , which can be chosen C^∞ small depending on its C^∞ size on the boundary strata. (One can see locally why this is true: A continuous function defined the boundary of $[0, \infty)^n$ which is smooth on boundary and corner strata extends smoothly to the interior as follows. Denote by π_S the projection to the strata S , and let $\sigma(S)$ be 1 if S has odd codimension, and -1 if S has even codimension. Then we can set $f := \sum \sigma(S)f \circ \pi_S$.)

We now have a C^∞ small isotopy of f_a that restricts to any nontrivial normal neighborhood bundle to be our previously defined isotopy. As this restriction to the normal neighborhood bundle is transverse to the image of g near $t = 1$, and the space of maps transverse to the image of g is open, this isotopy is transverse to the image of g near the boundary and $t = 1$. We can then further modify this isotopy on the interior of M_a to be transverse to g everywhere near $t = 1$. This isotopy can be chosen C^∞ small, and if f_a is already transverse to g and we have chosen the isotopy trivial on the normal neighborhood bundles of boundary strata of M_a , then this isotopy can be trivial.

Thus we can extend the isotopy as required. □

A very similar statement holds for exploded \mathbb{T} fibrations, however there is one small complication: $\text{Expl}[0, 1] \times \mathfrak{A}$ is not an exploded \mathbb{T} fibration. We can define a category of mixed exploded fibrations which includes fiber products of exploded torus fibrations and exploded fibrations. The fibers of these are locally modeled on $\{z^{\alpha_i} \in [0, \infty)\} \subset \mathbb{C}^n \times \mathbb{R}^k$ where $\{\alpha_i\}$ are multiindices in \mathbb{Z}^n which form a basis for some subspace of \mathbb{Z}^n , and log smooth functions are the restrictions of functions of the form $z^\alpha g$ where g is a smooth \mathbb{C}^* valued function. The case when the set $\{\alpha_i\}$ spans \mathbb{Z}^n corresponds to exploded fibrations, and the case where this set is empty corresponds to exploded torus fibrations. Definitions of exploded fibrations using this mixed version of log smooth spaces are the same as our earlier definitions. The results of section 4.2 and this section apply for this more general category.

8. Moduli space of smooth exploded \mathbb{T} curves

In order to describe the structure on the moduli space of smooth exploded curves, we will need to use notions from the theory of polyfolds developed by Hofer, Wysocki and Zehnder in [6].

Definition 8.1. A Frechet splicing core K is the fixed point set of a smooth family of projections

$$\pi : F \times [0, \infty)^k \rightarrow F \times [0, \infty)^k$$

where $\pi(\cdot, x)$ gives a projection on the Frechet space $F \rightarrow F$ and $\pi(\cdot, 0)$ is the identity.

A log smooth function $f \in {}^{\text{log}}C^\infty(F \times [0, \infty)^k)$ is a function defined on the interior of $F \times [0, \infty)^k$ so that

$$f = \sum \alpha_i \log x_i + g$$

where $\alpha_i \in \mathbb{Z}$ and g is a smooth function on $F \times [0, \infty)^k$.

Definition 8.2. A log smooth Frechet polyfold is a Hausdorff second countable topological space M along with a sheaf of log smooth functions ${}^{\text{log}}C^\infty(M)$ so that around each point $p \in M$, there exists an open set U_p and a homeomorphism onto some Frechet splicing core $\phi_p : U_p \rightarrow K \subset F_p \times [0, 1)^{k_p}$ sending p to the fiber over 0 so that

$${}^{\text{log}}C^\infty(U_p) = \phi_p^* ({}^{\text{log}}C^\infty(F_p \times [0, \infty)^{k_p}))$$

p is said to be in a strata of codimension k_p .

Note that if M is finite dimensional it is simply a log smooth space, as then splicing cores must be diffeomorphic to $F \times [0, \infty)^k$.

The subset of M consisting of points with codimension k is a smooth Frechet manifold. For each connected component of these points of codimension k , there exists a unique log smooth Frechet polyfold S and a continuous map $S \rightarrow M$ so that the interior of S maps diffeomorphically to this component. Call all such S the strata of M .

We can define affine \mathbb{R}^n bundles over log smooth Frechet polyfolds, log smooth maps, normal neighborhood bundles and log smooth morphisms exactly as in the finite dimensional case. With this done, the definition of a Frechet exploded fibration is identical to the definition of an exploded fibration where fibers are log smooth Frechet polyfolds.

We can similarly define Frechet exploded \mathbb{T} fibrations.

Definition 8.3. Given a closed 2 form ω on the exploded \mathbb{T} fibration \mathfrak{B} , the smooth exploded \mathbb{T} curve $f : \mathfrak{C} \rightarrow \mathfrak{B}$ is ω -stable if C has a finite number of strata and the integral of $f^*\omega$ is positive on any unstable fiber Σ_v over a vertex of C .

What follows is a rough sketch of the perturbation theory of ω -stable holomorphic curves.

Conjecture 8.1. *The moduli space $\mathfrak{M}_{g,n}^{sm}(\mathfrak{B}, \omega)$ of ω -stable smooth exploded curves in \mathfrak{B} with genus g and n marked points has a natural structure of a Frechet orbifold exploded fibration.*

If \mathfrak{B} has an almost complex structure J , we can take $\bar{\partial}$ of a smooth exploded \mathbb{T} curve $f : \mathfrak{C} \rightarrow \mathfrak{B}$. If j denotes the complex structure on \mathfrak{C} , this is defined as

$$\bar{\partial}f := \frac{1}{2}(df + J \circ df \circ j)$$

This takes values in antiholomorphic sections of $T^*\mathfrak{C} \otimes f^*(T\mathfrak{B})$ which vanish on the fibers over the edges of \mathfrak{C} .

Conjecture 8.2. *The space of these antiholomorphic sections has the structure of a Frechet orbifold exploded fibration $\mathfrak{E}_{g,n}(\mathfrak{B}, \omega)$, which is a vector bundle over $\mathfrak{M}_{g,n}^{sm}(\mathfrak{B}, \omega)$. The $\bar{\partial}$ equation defines a smooth section of this vector bundle.*

$$\begin{array}{c} \mathfrak{E}_{g,n}(\mathfrak{B}, \omega) \\ \downarrow \uparrow \bar{\partial} \\ \mathfrak{M}_{g,n}^{sm}(\mathfrak{B}, \omega) \end{array}$$

Conjecture 8.3. *The section $\bar{\partial}$ is ‘Fredholm’ in the following sense: There is a cover of $\mathfrak{M}_{g,n}(\mathfrak{B}, \omega)$ by exploded coordinate neighborhoods (\mathfrak{U}, G) covered by coordinates (\mathfrak{E}, G) on $\mathfrak{E}_{g,n}(\mathfrak{B}, \omega)$ so that there exists the following*

- (1) *An identification of \mathfrak{U} with a coordinate neighborhood in a vector bundle over a finite dimensional exploded \mathbb{T} fibration \mathfrak{F}*

$$\begin{array}{c} \mathfrak{U} \xrightarrow{\psi} \mathfrak{V} \\ \downarrow \\ \mathfrak{F} \end{array}$$

- (2) *An identification of \mathfrak{E} with a coordinate neighborhood in a fibration*

$$\begin{array}{c} \mathfrak{E} \subset \mathfrak{V} \oplus \tilde{\mathfrak{E}} \\ \downarrow \\ \mathfrak{F} \end{array}$$

so that the projection $\mathfrak{E} \rightarrow \mathfrak{U}$ is given by $(v, e) \mapsto v$, and the zero section $\mathfrak{U} \rightarrow \mathfrak{E}$ is given by $v \mapsto (v, 0)$.

- (3) *An exact sequence of vectorbundles over \mathfrak{F}*

$$0 \rightarrow \mathbb{R}^k \times \mathfrak{F} \rightarrow \tilde{\mathfrak{E}} \xrightarrow{\pi_{\mathfrak{V}}} \mathfrak{V} \rightarrow 0$$

so that the graph of $\pi_{\mathfrak{V}} \circ \bar{\partial}$ is the diagonal in $\mathfrak{V} \oplus \mathfrak{V}$

In the non algebraic case, the regularity of maps and identifications in the above conjecture may be questionable.

The above conjecture says roughly that the intersection theory of $\bar{\partial}$ with the zero section can be modelled locally on the following finite dimensional problem: first, the solutions of the equation $\pi_{\mathfrak{V}} \circ \bar{\partial}$ can be identified with \mathfrak{F} . $\bar{\partial}$ of such a solution then has values in the \mathbb{R}^k from the above exact sequence, so we get a map $\bar{\partial} : \mathfrak{F} \rightarrow \mathbb{R}^k$. We are interested in the transverse intersection of this map with 0.

We would like to take the transverse intersection of $\bar{\partial}$ with the zero section and obtain the moduli space of holomorphic curves as a smooth exploded \mathbb{T} fibration. The problem with this is that as we are dealing with orbifolds, we can’t necessarily perturb the zero section to get it transverse to the zero section. Following [7], we can take a resolution of the

zero section by a nonsingular weighted branched exploded fibration $\tilde{\mathfrak{M}} \rightarrow \mathfrak{M}_{g,n}^{sm}(\mathfrak{B}, \omega)$, and then perturb that to be transverse to $\bar{\partial}$, obtaining a representation of the virtual moduli space of holomorphic curves inside $\mathfrak{M}_{g,n}^{sm}(\mathfrak{B}, \omega)$ as a smooth weighted branched exploded \mathbb{T} fibration.

Acknowledgments: I wish to thank Yakov Eliashberg, Pierre Albin, Tyler Lawson, Kobi Kremnizer, Tomasz Mrowka, and Eleny Ionel for helpfull conversations and suggestions which aided the development of exploded fibrations.

References

- [1] M. Gromov, *Pseudoholomorphic curves in symplectic manifolds*. Invent. Math. **82** (1985), 307-347.
- [2] Y. Eliashberg, A. Givental and H. Hofer, *Introduction to symplectic field theory*. Geom. Funct. Anal. **Special Volume, part 2** (2000), 560-673.
- [3] B. Parker, *Holomorphic curves in Lagrangian torus fibrations*. Thesis, (2005).
- [4] E. Ionel, T. Parker, *The symplectic sum formula for Gromov-Witten invariants*. Ann. of Math. **159** (2004), 935-1025.
- [5] G. Mikhalkin, *Enumerative tropical algebraic geometry in \mathbb{R}^2* . J. Amer. Math. Soc. **18** (2005), 313-377.
- [6] H. Hofer, K. Wysocki and E. Zehnder, *Polyfolds and Fredholm theory, Part 1*. Preprint, (2005).
- [7] D. McDuff, *Groupoids, branched manifolds and multisections* Preprint, **math.SG/0509664** (2006).

DEPARTMENT OF MATHEMATICS, MIT, CAMBRIDGE, MA 02139-4307, USA
E-mail address: `parker@math.mit.edu`