

Adiabatic passage in a three-state system with non-Markovian relaxation: The role of excited-state absorption and two-exciton processes.

B. D. Fainberg^{1,2*} and V. A. Gorbunov¹

¹Faculty of Sciences, Physics Department, Holon Institute of Technology,

52 Golomb St., Holon 58102, Israel

²Raymond and Beverly Sackler Faculty of Exact Sciences,

School of Chemistry, Tel-Aviv University, Tel-Aviv 69978, Israel

August 8, 2021

Abstract

The influence of excited-state absorption (ESA) and two-exciton processes on a coherent population transfer with intense ultrashort chirped pulses in molecular systems in solution has been studied. An unified treatment of adiabatic rapid passage (ARP) in such systems has been developed using a three-state electronic system with relaxation treated as a diffusion on electronic potential energy surfaces. We have shown that ESA has a profound effect on coherent population transfer in large molecules that

*Corresponding author. E-mail: fainberg@hit.ac.il

necessitates a more accurate interpretation of experimental data. A simple and physically clear model for ARP in molecules with three electronic states in solution has been developed by extending the Landau-Zener calculations putting in a third level to random crossing of levels. A method for quantum control of two-exciton states in molecular complexes has been proposed.

1 Introduction.

The possibility of the optical control of molecular dynamics using properly tailored pulses has been the subject of intensive studies in the last few years [1, 2, 3, 4, 5, 6, 7, 8, 9, 10, 11, 12, 13, 14, 15, 16, 17, 18, 19, 20, 21, 22, 23]. Chirped pulses can selectively excite coherent wave packet motion either on the ground electronic potential energy surface of a molecule or on the excited electronic potential energy surface due to the intrapulse pump-dump process [1, 5, 11, 12]. In addition, they are very efficient for achieving optical population transfer between molecular electronic states. Total electronic population inversion can be achieved using coherent light-matter interactions like adiabatic rapid passage (ARP) in a two- or three-state system [24, 25], which is based on sweeping the pulse frequency through a resonance.

Since the overwhelming majority of chemical reactions are carried out in liquid solution, adiabatic passage in molecules in solution was studied for two-state electronic system (ARP) in Refs.[26, 27, 28], and for stimulated Raman adiabatic passage (STIRAP) configuration in Refs.[29, 30]. It has been shown in Ref.[26] that relaxation does not hinder a coherent population transfer for positive chirped pulses and moderate detuning of the central pulse frequency with respect to the frequency of Franck-Condon transition.

However, a two electronic state model for molecular systems is of limited utility. Indeed, excited-state absorption (ESA) occurs for majority of complex organic molecules [31, 23].

Even a molecular dimer consisting from two-level chromophores has an additional excited state corresponding to two-exciton excitation. An unified treatment of ARP in such systems can be developed using three-state electronic system interacting with reservoir (the vibrational subsystems of a molecule (chromophores) and a solvent).

More often than not ESA in complex organic molecules corresponds to a transition from the first excited singlet state S_1 to a higher singlet state S_n ($n > 1$), which relaxes back to S_1 very fast [32, 33, 34, 31]. Therefore, it would look as if ESA does not influence on population transfer $S_0 \rightarrow S_1$ from the ground state S_0 . However, in the presence of ESA an exciting pulse interacts with both $S_0 \rightarrow S_1$ and $S_1 \rightarrow S_n$ transitions. It is well known that coherent optical interactions occurring in adjacent optical transitions in a three-state system markedly affect each other. The examples are STIRAP, lasing without inversion, coherent trapping, electromagnetically induced transparency and others. (For textbook treatments of these effects see, for example, [35]). Therefore, one would expect an appreciable change of a population transfer $S_0 \rightarrow S_1$ with chirped pulses in the presence of excited state absorption in the coherent regime when the chirp rate in the frequency domain is not large and, consequently, the pulse is rather short.

Our objective is to answer the following questions: “How do ESA and two-exciton processes influence on a coherent population transfer in molecular systems in solution? What is the potential of chirped pulses for selective excitation of the single and two-exciton states and their selective spectroscopy?”

In addition, the three-state system under discussion enables us to consider STIRAP as well. Therefore, we shall also briefly concern slowing down the pure dephasing on STIRAP in intense fields when relaxation is non-Markovian.

The outline of the paper is as follows. In Sec.2 we present equations for the density matrix

of a three-state molecular system under the action of shaped pulses when the interaction with a dissipative environment can be described as the Gaussian-Markovian modulation (so called the total model). In Sec.3 we formulate a number of approaches to this model that enables us, first, to clarify the underlying physics and, second, to understand the validity of the results obtained by the total model. The ESA effects on ARP in complex molecules are considered in Sec.4. In Sec.5 we study population transfer in molecular dimers with taking into account two-exciton processes. In Sec.6 we consider slowing down the pure dephasing on STIRAP in strong fields when the system-bath interaction is not weak (non-Markovian relaxation). We summarize our results in Sec.7. In the Appendix we extend calculations of two-photon excitation of a quantum ladder system by a chirped pulse [36] to non-zero two-photon detuning.

2 Basic equations

Let us consider a molecular system with three electronic states $n = 1, 2$ and 3 in a solvent described by the Hamiltonian

$$H_0 = \sum_{n=1}^3 |n\rangle [E_n + W_n(\mathbf{Q})] \langle n| \quad (1)$$

where $E_3 > E_2 > E_1$, E_n is the energy of state n , $W_n(\mathbf{Q})$ is the adiabatic Hamiltonian of reservoir R (the vibrational subsystems of a molecular system and a solvent interacting with the three-level electron system under consideration in state n).

The molecular system is affected by two shaped pulses of carrier frequencies ω_1 and ω_2

$$\mathbf{E}(t) = \frac{1}{2} \sum_{i=1,2} \mathbf{E}_i(t) + c.c. = \frac{1}{2} \sum_{i=1,2} \vec{\mathcal{E}}_i(t) \exp[-i\omega_i t + i\varphi_i(t)] + c.c. \quad (2)$$

which are resonant to optical transitions $1 \rightarrow 2$ and $2 \rightarrow 3$, respectively (ladder configura-

tion). Here $\mathcal{E}_i(t)$ and $\varphi_i(t)$ describe the change of the pulse amplitude and phase, respectively, in a time t . The instantaneous pulse frequencies are $\omega_i(t) = \omega_i - \frac{d\varphi_i}{dt}$.

The influence of the vibrational subsystems of a solute and a solvent on the electronic transition can be described as a modulation of this transition by low frequency (LF) vibrations $\{\omega_s\}$ [37, 38]. In accordance with the Franck-Condon principle, an electronic transition takes place at a fixed nuclear configuration. Therefore, for example, the quantity $u(\mathbf{Q}) = W_2(\mathbf{Q}) - W_1(\mathbf{Q}) - \langle W_2(\mathbf{Q}) - W_1(\mathbf{Q}) \rangle_1$ is the disturbance of nuclear motion under electronic transition $1 \rightarrow 2$. Here $\langle \rangle_n \equiv Tr_R(\dots\rho_{R_n})$ denotes the trace operation over the reservoir variables in the electronic state n ,

$$\rho_{R_n} = \exp(-\beta W_n) / Tr_R \exp(-\beta W_n), \beta = 1/k_B T.$$

The relaxation of electronic transition $1 \rightarrow 2$ stimulated by LF vibrations is described by the correlation function $K(t) = \langle u(0)u(t) \rangle$ of the corresponding vibrational disturbance with characteristic attenuation time τ_s [12, 38]. We suppose that $\hbar\omega_s \ll k_B T$. Thus $\{\omega_s\}$ is an almost classical system and operators W_n are assumed to be stochastic functions of time in the Heisenberg representation. The quantity u can be considered as a stochastic Gaussian variable. We consider the Gaussian-Markovian process when $K(t)/K(0) \equiv S(t) = \exp(-|t|/\tau_s)$. The corresponding Fokker-Planck operator $L_j = \tau_s^{-1} \left[\frac{1}{\beta\tilde{\omega}^2} \frac{\partial^2}{\partial q^2} + (q - d_j) \frac{\partial}{\partial q} + 1 \right]$ describes the diffusion in the effective parabolic potential

$$U_j(q) = E_j + \frac{1}{2}\tilde{\omega}^2(q - d_j)^2 \quad (3)$$

of electronic state j where $\tau_s^{-1} = \tilde{D}_n\beta\tilde{\omega}^2$ and \tilde{D} is the diffusion coefficient. Going to a dimensionless generalized coordinate $x = q\tilde{\omega}\sqrt{\beta}$, one can obtain the equations for the elements of the density matrix $\rho_{ij}(x, t)$ by the generalization of the equations of Ref.[26]. Switching to the system that rotates with instantaneous frequency

$$\begin{aligned}
\tilde{\rho}_{12}(x, t) &= \rho_{12}(x, t) \exp[-i(\omega_1 t - \varphi_1(t))], \quad \tilde{\rho}_{23}(x, t) = \rho_{23}(x, t) \exp[-i(\omega_2 t - \varphi_2(t))], \\
\tilde{\rho}_{13}(x, t) &= \rho_{13}(x, t) \exp\{-i[(\omega_1 + \omega_2)t - (\varphi_1(t) + \varphi_2(t))]\},
\end{aligned} \tag{4}$$

we get

$$\begin{aligned}
\frac{\partial}{\partial t} \rho_{11}(x, t) &= \text{Im}[\Omega_1 \tilde{\rho}_{12}(x, t)] + L_1 \rho_{11}(x, t) \\
\frac{\partial}{\partial t} \rho_{22}(x, t) &= -\text{Im}[\Omega_1 \tilde{\rho}_{12}(x, t) + \Omega_2^* \tilde{\rho}_{32}(x, t)] + L_2 \rho_{22}(x, t) + 2\Gamma_{32} \rho_{33}(x, t) \\
\frac{\partial}{\partial t} \rho_{33}(x, t) &= -\text{Im}[\Omega_2 \tilde{\rho}_{23}(x, t)] + (L_3 - 2\Gamma_{32}) \rho_{33}(x, t)
\end{aligned} \tag{5}$$

$$\begin{aligned}
\frac{\partial}{\partial t} \tilde{\rho}_{12}(x, t) &= i [\omega_{21} - \omega_1(t) - (\hbar\beta)^{-1} x_2 x] \tilde{\rho}_{12}(x, t) + \frac{i}{2} \Omega_1^* [\rho_{22}(x, t) - \rho_{11}(x, t)] - \\
&\quad - \frac{i}{2} \Omega_2 \tilde{\rho}_{13}(x, t) + L_{12} \tilde{\rho}_{12}(x, t)
\end{aligned} \tag{6}$$

$$\begin{aligned}
\frac{\partial}{\partial t} \tilde{\rho}_{13}(x, t) &= i [\omega_{31} - \omega_1(t) - \omega_2(t) - (\hbar\beta)^{-1} x_3 x] \tilde{\rho}_{13}(x, t) + \frac{i}{2} \Omega_1^* \tilde{\rho}_{23}(x, t) - \\
&\quad - \frac{i}{2} \Omega_2^* \tilde{\rho}_{12}(x, t) + (L_{13} - \Gamma_{32}) \tilde{\rho}_{13}(x, t)
\end{aligned} \tag{7}$$

$$\begin{aligned}
\frac{\partial}{\partial t} \tilde{\rho}_{23}(x, t) &= i [(\omega_{31} - \omega_{21}) - \omega_2(t) - (\hbar\beta)^{-1} (x_3 - x_2) x] \tilde{\rho}_{23}(x, t) + \frac{i}{2} \Omega_2^* (t) [\rho_{33}(x, t) - \rho_{22}(x, t)] + \\
&\quad + \frac{i}{2} \Omega_1 \tilde{\rho}_{13}(x, t) + (L_{23} - \Gamma_{32}) \tilde{\rho}_{23}(x, t)
\end{aligned} \tag{8}$$

where $\Omega_1 = D_{21} \mathcal{E}_1 / \hbar$ and $\Omega_2 = D_{32} \mathcal{E}_2 / \hbar$ are the Rabi frequencies for transitions $1 \rightarrow 2$ and $2 \rightarrow 3$, respectively. Here $\omega_{i1} = \omega_{i1}^{el} + x_i^2 / (2\hbar\beta)$ is the frequency of Franck-Condon transition $1 \rightarrow i$, $\omega_{ij}^{el} = (E_i - E_j) / \hbar$ is the frequency of purely electronic transition $j \rightarrow i$, D_{ij} are matrix elements of the dipole moment operator, $2\Gamma_{32}$ is a probability of nonradiative transition $3 \rightarrow 2$ for the excited state absorption problem (see below); $|x_j| = (\hbar\beta\omega_{st}^{1j})^{1/2}$ is a dimensionless shift between the potential surfaces of states 1 and j ($x_1 = 0$), which is related to the corresponding Stokes shift ω_{st}^{1j} of the equilibrium absorption and luminescence spectra for transition $1 \rightarrow j$. The last magnitude can be written as $\omega_{st}^{1j} = \hbar\beta\sigma_{2s}^{1j}$ where σ_{2s}^{1j} denotes

the LF vibration contribution to a second central moment of an absorption spectrum for transition $1 \rightarrow j$. The terms

$$L_j = \tau_s^{-1} \left(\frac{\partial^2}{\partial x^2} + (x - x_j) \frac{\partial}{\partial x} + 1 \right) \quad (9)$$

on the right-hand side of Eqs.(5) describe the diffusion in the corresponding effective parabolic potential

$$U_j(x) = E_j + \frac{1}{2\beta}(x - x_j)^2 \quad (j = 1, 2, 3), \quad (10)$$

$$L_{ij} = (L_i + L_j)/2.$$

The partial density matrix of the system $\tilde{\rho}_{ij}(x, t)$ describes the system distribution with a given value of x at time t . The complete density matrix averaged over the stochastic process which modulates the system energy levels, is obtained by integration of $\tilde{\rho}_{ij}(x, t)$ over the generalized coordinate x :

$$\langle \tilde{\rho} \rangle_{ij}(t) = \int \tilde{\rho}_{ij}(x, t) dx \quad (11)$$

where diagonal quantities $\langle \rho \rangle_{jj}(t)$ are nothing more nor less than the populations of the electronic states: $\langle \rho \rangle_{jj}(t) \equiv n_j$, $n_1 + n_2 + n_3 = 1$.

We solve coupled Eqs.(5)-(8), using a basis set expansion with eigenfunctions of diffusion operator L_{13} , similar to Ref. [26].

The solutions, corresponding to the procedure described in this section, are termed the total model for short, bearing in mind that they take into account all the relaxations (diffusions) related to populations and electronic coherences between all the electronic states.

3 Approximate models

In this section we describe a number of approaches to the total model (Eqs.(5)-(8)).

3.1 System with frozen nuclear motion

For pulses much shorter than τ_s one can ignore all the terms $\sim L_i, L_{ij}$ on the right-hand sides of Eqs.(5)-(8). It means that our system can be described as an ensemble of independent three-level systems with different transition frequencies corresponding to a pure inhomogeneously broadened electronic transitions. In this case the density matrix equations can be integrated independently for each x . After this the result must be averaged over x . Solutions of the undamped equations for the density matrix are interesting from the point of view of evaluation of the greatest possible population of excited states due to coherent effects, because these solutions ignore all the irreversible relaxations destructing coherence. In addition, a comparison between the latter solutions and calculations for the total model enables us to clarify the role of relaxation in the chirp dependence of population transfer (see Sec.4 below). The approach under discussion in this section is termed "relaxation-free" model for short.

3.2 Semiclassical (Lax) approximation

For broad electronic transitions satisfying the "slow modulation" limit, we have $\sigma_{2s}^{ij} \tau_s^2 \gg 1$, where σ_{2s}^{ij} is the LF vibration contribution to a second central moment of an absorption spectrum for transition $i \rightarrow j$. In the last case electronic dephasing is fast, and one can use a semiclassical (short time) approximation [39]. This limit is also known as the case of appreciable Stokes losses because the perturbation of the nuclear system under electronic excitation $i \rightarrow j$ (a quantity $W_j - W_i$) is large. Then one can ignore the last term $L_{ij} \tilde{\rho}_{ij}(x, t)$ on the right-hand side of the corresponding equation for the nondiagonal element of the density matrix [26, 40, 12, 41] that describes relaxation (diffusion) of $\tilde{\rho}_{ij}(x, t)$ (Eqs.(6) and (8)). The solutions, which correspond to disregarding terms $L_{ij} \tilde{\rho}_{ij}(x, t)$ for broad electronic

transitions $i \rightarrow j$ are termed "partial relaxation" model for short [26]. It is worthy to note that the "partial relaxation" model offers a particular advantage over the total model. The point is that the first can be derived not assuming the standard adiabatic elimination of the momentum p for the non-diagonal density matrix [41], which is incorrect in the "slow modulation" limit [42]. This issue is quite important in the light of the limits imposed on Eqs.(6) and (8) for nondiagonal elements of the density matrix [43, 44].

Indeed, in the Wigner representation [45, 46, 47] equation for $\tilde{\rho}_{12}$ may be written in the rotating frame as (see Eq.(6))

$$\begin{aligned} \frac{\partial}{\partial t} \tilde{\rho}_{W12}(q, p, t) = & i[(U_2(q) - U_1(q))/\hbar - \omega_1(t)]\tilde{\rho}_{W12}(q, p, t) - \frac{i}{2}\Omega_2\tilde{\rho}_{W13}(q, p, t) + \\ & + \frac{i}{2}\Omega_1^*[\rho_{W22}(q, p, t) - \rho_{W11}(q, p, t)] + L_{FP12}\tilde{\rho}_{W12}(q, p, t) \end{aligned} \quad (12)$$

Eq.(12) has been derived for harmonic potentials, Eq.(3), by generalization of equations of Refs.[48, 49, 42, 41] where

$$L_{FP12} = -p\frac{\partial}{\partial q} + \frac{\partial}{\partial p} \left[\frac{\gamma}{\beta}\frac{\partial}{\partial p} + \gamma p + \frac{1}{2}\frac{d}{dq}(U_1(q) + U_2(q)) \right]$$

is the Fokker-Planck operator for overdamped Brownian oscillator with attenuation constant γ .

In the case of appreciable Stokes losses when the perturbation of the nuclear system under electronic excitation $1 \rightarrow 2$ (a quantity $(U_2(q) - U_1(q))/\hbar - \omega_{21}^{el}$) is large, the quantity $\tilde{\rho}_{W12}(q, p, t)$ oscillates fast due to the first term on the right-hand side of Eq.(12) (see also Ref.[42]). Therefore, to the first approximation, one can neglect changes of $\tilde{\rho}_{W12}(q, p, t)$ due to the last term on the right-hand side of Eq.(12). Neglecting this term, integrating both side of Eq.(12) over momentum, and bearing in mind that

$$\tilde{\rho}_{ij}(q, t) = \int_{-\infty}^{\infty} \tilde{\rho}_{Wij}(q, p, t) dp \quad (13)$$

and $x = q\tilde{\omega}\sqrt{\beta}$, we get

$$\frac{\partial}{\partial t} \tilde{\rho}_{12}(x, t) = i[\omega_{21} - \omega_1(t) - (\hbar\beta)^{-1}x_2x] \tilde{\rho}_{12}(x, t) + \frac{i}{2}\Omega_1^*[\rho_{22}(x, t) - \rho_{11}(x, t)] - \frac{i}{2}\Omega_2 \tilde{\rho}_{13}(x, t) \quad (14)$$

that is nothing more nor less Eq.(6) without the last term $L_{12}\tilde{\rho}_{12}(x, t)$ on the right-hand side. As a matter of fact, a derivation of Eq.(14) does not involve the assumption that the momentum is instantly equilibrated. The same can be done with Eq.(8) for $\tilde{\rho}_{23}$.

4 Adiabatic population transfer in the presence of excited-state absorption

We shall study the ESA effects on ARP in complex molecules by the example of Coumarin 153 in liquid solution [31]. In the frequency domain, the electric field can be written as $|E(\tilde{\omega})| \exp[i\Phi(\tilde{\omega})]$ and the phase term $\Phi(\tilde{\omega})$ can be expanded in a Taylor series $\Phi(\tilde{\omega}) = \Phi(\omega) + (1/2)\Phi''(\omega)(\tilde{\omega} - \omega)^2 + \dots$. We shall consider linear chirped pulses of the form

$$E(t) = \mathcal{E}_0 \exp[-\frac{1}{2}(\delta^2 - i\mu)(t - t_0)^2] \quad (15)$$

where the parameters δ and μ are determined by the formulae [11, 12]:

$$\delta^2 = 2\{\tau_{p0}^2 + [2\Phi''(\omega)/\tau_{p0}]^2\}^{-1}, \quad \mu = -4\Phi''(\omega) [\tau_{p0}^4 + 4\Phi''^2(\omega)]^{-1}, \quad (16)$$

$\tau_{p0} = t_{p0}/\sqrt{2 \ln 2}$, t_{p0} is the pulse duration of the corresponding transform-limited pulse. Fig.1 shows populations of electronic states after the completion of the one pulse action as functions

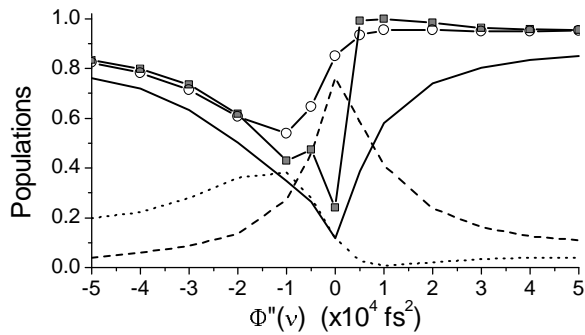


Figure 1: Populations of electronic states after the completion of the pulse action as functions of $\Phi''(\nu)$ in a three-state system. Calculations without decay of the upper state 3 into state 2: n_1 (dotted line), n_2 (solid line), n_3 (dashed line). Line with hollow circles - n_2 in the model with fast decay $3 \rightarrow 2$ $\Gamma_{32}=10 \text{ ps}^{-1}$. For comparison we also show n_2 for a two-state system (line with squares). Total relaxation model with diffusion of all matrix elements.

of the chirp rate in the frequency domain $\Phi''(\nu) = 4\pi^2\Phi''(\omega)$. For the molecule under consideration a two-photon resonance occurs at the doubled frequency of the Franck-Condon transition $1 \rightarrow 2$. Absorption spectrum corresponding to transition $1 \rightarrow 3$ is rather narrow that means $x_3 = 0$. The values of parameters for Fig.1 were as follows: the pulse duration of the transform-limited (non-chirped) pulse $t_{p0} = 10 \text{ fs}$, $\omega_{st}^{12} = 2686 \text{ cm}^{-1}$, $D_{12} = D_{32} = 6 \text{ D}$ [31], $\tau_s = 70 \text{ fs}$, the saturation parameter, which is proportional to the pulse energy [26], $Q' \equiv \sqrt{\pi}|D_{12}\mathcal{E}_{\max}|^2 t_p / (2\hbar^2 \sqrt{2\sigma_{2s}^{12}}) = 5$; the one-photon resonance for Franck-Condon transition $1 \rightarrow 2$ occurs at the pulse maximum, i.e. $\omega = \omega_{21}$.

Fig.2 contrasts calculations using the total model (Fig.1) with those of the partial relaxation model. The latter includes both diffusion of all the diagonal elements of the density matrix and one off-diagonal element ρ_{13} . The point is that transition $1 \rightarrow 3$ occurs without changing the state of vibrational subsystems of a molecule and a solvent, and therefore

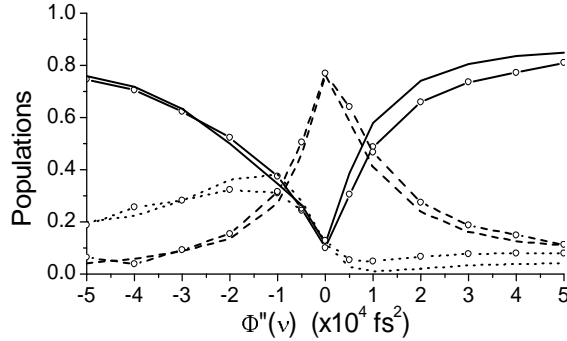


Figure 2: Populations of electronic states n_1 (dotted lines), n_2 (solid lines) and n_3 (dashed lines) after the completion of the pulse action calculated without decay of the upper state 3 into state 2 as functions of $\Phi''(\nu)$. The partial relaxation and the total models - lines with and without hollow circles, respectively. All the parameters are identical to those of Fig.1.

can not be described in a semiclassical (short time) approximation. Fig.2 shows a good agreement between calculation results for the models under consideration.

One can see from Fig.1, first, that population n_2 for a molecule with a fast decay $3 \rightarrow 2$, which closely resembles experimental data [11] for LD690¹, is distinctly different from that of a two-state system for $|\Phi''(\nu)| < 15 \cdot 10^3 \text{ fs}^2$ when the excited pulse is rather short. This means that the excited state absorption has a profound effect on coherent population transfer in complex molecules. Second, n_3 strongly decreases when $|\Phi''(\nu)|$ increases.

To understand these results, we will consider first two transitions separately. One can obtain the following criterion for the adiabaticity of one transition in the absence of relaxation: $Q' \gg 1$ where Q' is the saturation parameter. It conforms to the value of $Q' = 5$ used in our calculations. The condition $Q' \gg 1$ follows from the adiabatic criterion for a two-level system:

¹According to Ref.[23], LD690 shows ESA.

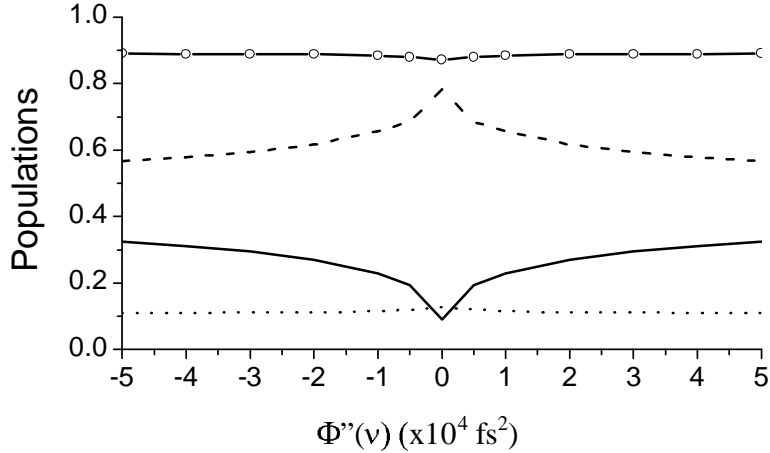


Figure 3: Populations of electronic states n_1 (dotted line), n_2 (solid line), n_3 (dashed line) and $n_2 + n_3$ (line with hollow circles) after the completion of the pulse action as functions of $\Phi''(\nu)$ for the relaxation-free model $\tau_s \rightarrow \infty$. Other parameters are identical to those of Fig.1. In the case under consideration the combined population $n_2 + n_3$ does not depend on $\Phi''(\nu)$.

$$\left| \frac{d\omega(t)}{dt} \right| \ll |\Omega_{1,2}(t)|^2 \quad (17)$$

where $\Omega_{1,2}(t) = |D_{21,32}\mathcal{E}(t)|/\hbar$ are the Rabi frequencies for transitions $1 \rightarrow 2$ and $2 \rightarrow 3$, respectively. Adiabatic criterion Eq.(17) was fulfilled in our simulations for both transitions $1 \rightarrow 2$ and $2 \rightarrow 3$ at any $\Phi''(\nu)$. However, Fig.1 shows that n_3 strongly decreases when $|\Phi''(\nu)|$ increases. To clarify the reasons for strong decreasing n_3 it is instructive to carry out the corresponding calculations for the relaxation-free model of Sec.3.1 shown in Fig.3. In this case excitation of state 3 with a transform-limited pulse is slightly more effective as compared to a strongly chirped pulse of the same energy. The point is that a two-photon resonance occurs for a number of spectral components of a transform-limited pulse and only at the maximum of a strongly chirped pulse. However, Fig.3 does not show strong decreasing

the population of state 3 when $\Phi''(\nu)$ increases. This means that *relaxation is responsible for strong decreasing n_3 as a function of $\Phi''(\nu)$ in spite of the fact that relaxation does not destroy ARP when the Rabi frequencies exceed the reciprocal irreversible dephasing time $(T')^{-1}$ [27]*

$$\Omega_{1,2} \gg 1/T' \quad (18)$$

The last condition was fulfilled in our simulations at least for $|\Phi''(\nu)| \lesssim 10^4 \text{ fs}^2$.

To clarify this issue, we shall consider a population transfer between randomly fluctuating levels.

4.1 Population transfer between randomly fluctuating levels

The picture of randomly fluctuating levels [27] offers a simple and physically clear explanation of numerical results [26] obtained for population transfer in a two-state system. Here we shall generalize the Landau-Zener (LZ) calculations putting in a third level [50] to random crossing of levels.

Let us write the Schrödinger equations for the amplitudes of states $a_{1,2,3}$ for the system under consideration. Switching to new variables \tilde{a}_k :

$$a_k = \tilde{a}_k \exp\left(-\frac{i}{\hbar} \int_0^t U_2 dt\right), \quad (19)$$

we obtain in the rotating wave approximation

$$i \frac{d}{dt} \begin{pmatrix} \tilde{a}_1 \\ \tilde{a}_2 \\ \tilde{a}_3 \end{pmatrix} = \begin{pmatrix} (U_1 - U_2)/\hbar + \omega_1(t) & -\Omega_1/2 & 0 \\ -\Omega_1/2 & 0 & -\Omega_2/2 \\ 0 & -\Omega_2/2 & (U_3 - U_2)/\hbar - \omega_2(t) \end{pmatrix} \begin{pmatrix} \tilde{a}_1 \\ \tilde{a}_2 \\ \tilde{a}_3 \end{pmatrix} \quad (20)$$

Throughout this section effective parabolic potentials (10) are considered as functions of generalized coordinate $\alpha = x\sqrt{\sigma_{2s}^{12}} - \omega_{st}^{12}$: $U_j(\alpha) = E_j + \frac{\hbar}{2\omega_{st}^{12}} \{\alpha + \sqrt{\omega_{st}^{12}} [\sqrt{\omega_{st}^{12}} + (-1)^{\text{sgn}(x_j)} \sqrt{\omega_{st}^{1j}}]\}^2$.

Here

$$(U_3 - U_2)/\hbar - \omega_2(t) = [(\omega_{32}^{el} + \omega_{st}^{12}/2) - \omega_2] + \alpha + \mu_2 t \quad (21)$$

for $x_3 = x_1$ (that corresponds to Coumarin 153), and

$$(U_1 - U_2)/\hbar + \omega_1(t) = [\omega_1 - (\omega_{21}^{el} - \omega_{st}^{12}/2)] + \alpha - \mu_1 t, \quad (22)$$

for linear chirped pulses $\omega_{1,2}(t) = \omega_{1,2} - \mu_{1,2}t$.

Let us define instantaneous crossings of state 2 with photonic repetitions 1' and 3' of states 1 and 3, respectively. They are determined by the conditions that quantities Eqs.(21) and (22) are equal to zero:

$$\alpha_{12}(t) = (\omega_{21}^{el} - \omega_{st}^{12}/2) - \omega_1 + \mu_1 t \equiv \alpha_{12}(0) + \mu_1 t \quad (23)$$

$$\alpha_{23}(t) = \omega_2 - (\omega_{32}^{el} + \omega_{st}^{12}/2) - \mu_2 t \equiv \alpha_{23}(0) - \mu_2 t$$

Near the intersection points one can consider α as a linear function of time. For small t , $\alpha(t) \approx \alpha_{12}(0) + \dot{\alpha}t$. Let $\alpha_{12}(0) = \alpha_{23}(0)$, i.e. states 2, 1' and 3' cross at the same point when $t = 0$. This means

$$\omega_{21}^{el} + \omega_{32}^{el} = \omega_1 + \omega_2 \quad (24)$$

i.e. the two-photon resonance occurs for $t = 0$. Then Eqs.(20) take the following form

$$i \frac{d}{dt} \begin{pmatrix} \tilde{a}_1 \\ \tilde{a}_2 \\ \tilde{a}_3 \end{pmatrix} = \begin{pmatrix} (\dot{\alpha} - \mu_1)t & -\Omega_1/2 & 0 \\ -\Omega_1/2 & 0 & -\Omega_2/2 \\ 0 & -\Omega_2/2 & (\dot{\alpha} + \mu_2)t \end{pmatrix} \begin{pmatrix} \tilde{a}_1 \\ \tilde{a}_2 \\ \tilde{a}_3 \end{pmatrix} \quad (25)$$

that can be reduced to Eqs.(2) of Ref.[50]. Using the solution obtained in [50] and considering identical chirps when $\mu_1 = \mu_2 \equiv \mu$, we get for the initial condition $|a_1(-\infty)|^2 = 1$,

$$|a_{2,3}(-\infty)|^2 = 0$$

$$|a_3(\infty)|^2 = \left\{ \begin{array}{l} (1-P)(1-Q) \text{ for } -|\mu| < \dot{\alpha} < |\mu| \\ P(1-P)(1-Q) \text{ for both } \dot{\alpha} > -\mu \text{ when } \mu < 0, \text{ and } \dot{\alpha} < -\mu \text{ when } \mu > 0 \\ Q(1-P)(1-Q) \text{ for both } \dot{\alpha} < \mu \text{ when } \mu < 0, \text{ and } \dot{\alpha} > \mu \text{ when } \mu > 0 \end{array} \right\} \quad (26)$$

where

$$P = \exp\left(-\frac{\pi\Omega_1^2}{4|\dot{\alpha} - \mu|}\right), \quad Q = \exp\left(-\frac{\pi\Omega_2^2}{4|\dot{\alpha} + \mu|}\right) \quad (27)$$

Similar to Ref.[27], we consider α as a stochastic Gaussian variable. Consequently, we must average Eqs.(26) over random crossing of levels described by Gaussian random noise induced by intra- and intermolecular fluctuations. It can be easily done for a *differentiable* (non-Markovian) Gaussian process [27], bearing in mind an independence of α and $\dot{\alpha}$ from each other for such processes. Therefore, we shall consider in this section a *differentiable* (non-Markovian) Gaussian noise, as opposed to previous sections. In addition, we consider a slow modulation limit when $\sigma_{2s}^{12}\tau_s^2 \gg 1$. Averaging Eqs.(26), we obtain the following expression for the population of state 3 when $\mu > 0$

$$n_3 = \int_{-\infty}^{\infty} d\alpha \left[\int_{-\infty}^{-|\mu|} P(1-P)(1-Q)f(\alpha, \dot{\alpha})d\dot{\alpha} + \int_{-|\mu|}^{|\mu|} (1-P)(1-Q)f(\alpha, \dot{\alpha})d\dot{\alpha} \right. \\ \left. + \int_{|\mu|}^{\infty} Q(1-P)(1-Q)f(\alpha, \dot{\alpha})d\dot{\alpha} \right] \quad (28)$$

Here $f(\alpha, \dot{\alpha})$ is the joint probability density for α and its derivative $\dot{\alpha}$:

$$f(\alpha, \dot{\alpha}) = \frac{1}{2\pi\sqrt{\sigma_{2s}^{12}(-\ddot{k}(0))}} \exp\left[-\frac{\alpha^2}{2\sigma_{2s}} + \frac{\dot{\alpha}^2}{2\ddot{k}(0)}\right], \quad (29)$$

$\ddot{k}(0)$ is the second derivative of the correlation function $k(t) = \langle \alpha(0)\alpha(t) \rangle = \sigma_{2s}^{12} \exp(-|t|/\tau_s)$ of the energetic fluctuations evaluated at zero. Eq.(28) is written for $\mu > 0$ (negatively chirped pulse). One can easily show that n_3 is symmetrical with respect to the chirp sign. The point is that a simple stochastic model of this Section misses any chromophore's effects on bath, in particular the dynamical Stokes shift (see Ref.[51] for details). This is opposite to the models of previous sections, which do describe the dynamical Stokes by the drift term (the second term on the right-hand side of Eq.(9)).

Integrating Eq.(28) with respect to α and entering a dimensionless variable $y = \dot{\alpha}/|\mu|$, we get

$$n_3 = \sqrt{\frac{\xi}{2\pi}} \left[\int_{-\infty}^{-1} P(1-P)(1-Q) \exp\left(-\frac{\xi}{2}y^2\right) dy + \int_{-1}^1 (1-P)(1-Q) \exp\left(-\frac{\xi}{2}y^2\right) dy + \int_1^{\infty} Q(1-P)(1-Q) \exp\left(-\frac{\xi}{2}y^2\right) dy \right] \quad (30)$$

where

$$P = \exp\left(-\frac{\Omega_1^2}{\Omega_2^2} \frac{\varkappa}{2|y-1|}\right) \quad \text{and} \quad Q = \exp\left(-\frac{\varkappa}{2|y+1|}\right), \quad (31)$$

and

$$\varkappa = \frac{\pi\Omega_2^2}{2|\mu|} > 0, \quad \xi = -\frac{\mu^2}{\ddot{k}(0)} > 0 \quad (32)$$

are dimensionless parameters.

When adiabatic criterion Eq.(17) is satisfied, parameter \varkappa is much larger than 1 since $|d\omega(t)/dt| = |\mu|$ for a linear chirped pulse. Then the integrals on the right-hand side of Eq.(30) can be evaluated by the method of Laplace, similar to Ref.[27]. The result is especially simple for strong interaction, Eq.(18), where the irreversible dephasing time of transitions $1 \rightarrow 2$ and $2 \rightarrow 3$ is given by [27] $T' = 1/[-\ddot{k}(0)]^{1/4}$. Then, as one can see also from

Eqs.(30) and (31), the main contribution to n_3 is given by

$$n_3 \simeq \sqrt{\frac{\xi}{2\pi}} \int_{-1}^1 \exp\left(-\frac{\xi}{2}y^2\right) dy = \operatorname{erf}\left(\frac{|\mu|T'^2}{\sqrt{2}}\right) \quad (33)$$

Since $\operatorname{erf}(1.5) = 0.966$, we obtain that relaxation does not hinder a population transfer to state 3 when

$$|\mu|T'^2 \geq 2 \quad (34)$$

For strongly chirped pulses [52], $\mu|T'^2/\sqrt{2} \approx 2\sqrt{2}\pi^2T'^2/|\Phi''(\nu)|$.

Eq.(34) expresses an extra criterion for coherent population transfer to those we have obtained before for a two-level system [27], Eqs.(17) and (18). New criterion (34) implies conservation of the “counter-movement” of the “photonic repetitions” of states 1 and 3, in spite of random crossing of levels. Condition (34) is exemplified by Fig.4. In addition, Fig.4 shows an excellent agreement of simple formula (33) with numerical calculations. It is worthy to note that condition (18) was fulfilled in our simulations, though in the last case $T' = (\tau_s/\sigma_{2s})^{1/3}$ is determined independently of $\ddot{k}(0)$ [53], which does not exist for the Gaussian-Markovian process.

4.2 Influence of excited-state absorption when detuning from two-photon resonance occurs

For Coumarin 153 in liquid solution considered above a two-photon resonance occurs at the doubled frequency of the Franck-Condon transition $1 \rightarrow 2$. In this section we consider populations of electronic states when the condition for two-photon resonance is violated.

Figs. 5 and 6 show populations of electronic states for the total model after the completion

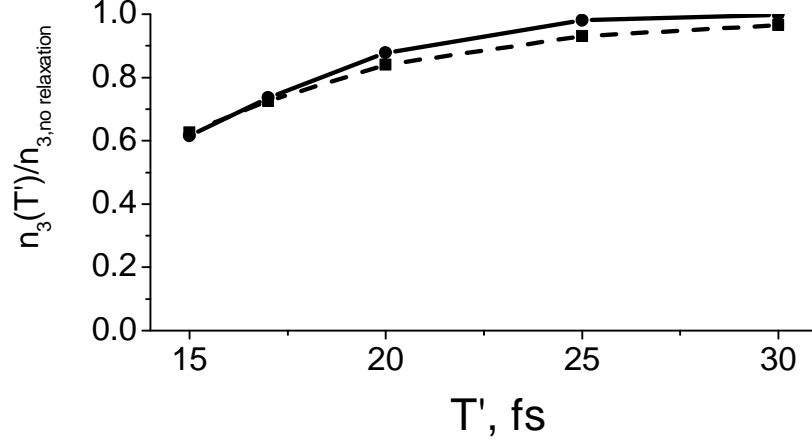


Figure 4: Population of state 3 as a function of the irreversible dephasing time T' for $\Phi''(\nu) = 10^4 \text{ fs}^2$ calculated by Eq.(33) (solid line with circles) and numerical solution of Eqs.(5)-(8) (dashed line with squares). $n_{3,\text{no relaxation}} \equiv n_3(T' \rightarrow \infty)$. Other parameters are identical to those of Fig.1.

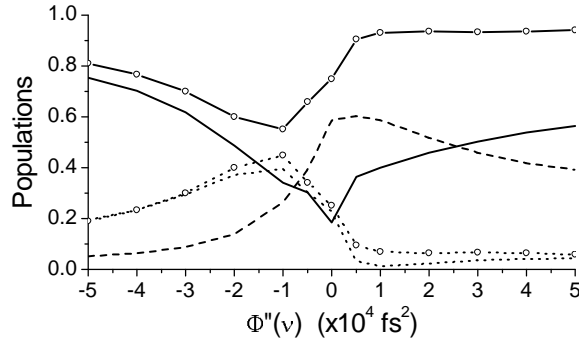


Figure 5: Populations of electronic states after the completion of the pulse action as functions of $\Phi''(\nu)$ in a three-state system. The frequency of purely electronic transition $3 \rightarrow 2$, ω_{32}^{el} , decreases by $\omega_{st}^{12}/4$ with the conservation of $x_3 = 0$. Calculations without decay of the upper state 3 into state 2: n_1 (dotted line), n_2 (solid line), n_3 (dashed line). The corresponding populations in the model with fast decay $3 \rightarrow 2$ $\Gamma_{32} = 10 \text{ ps}^{-1}$ are shown by the same lines with hollow circles.

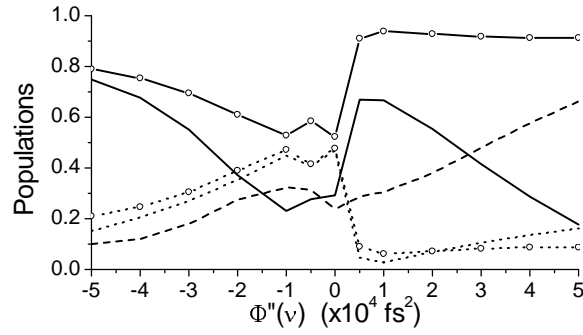


Figure 6: Populations of electronic states after the completion of the pulse action as functions of $\Phi''(\nu)$ in a three-state system. Equilibrium position of state 3 is offset to the right by $x_3 = x_2/2$ and down so that frequencies of Franck-Condon transitions $1 \rightarrow 2$ and $2 \rightarrow 3$ are equal: $\omega_{21} = \omega_{32}$. Calculations without decay of the upper state 3 into state 2: n_1 (dotted line), n_2 (solid line), n_3 (dashed line). The corresponding populations in the model with fast decay $3 \rightarrow 2$ $\Gamma_{32} = 10 \text{ ps}^{-1}$ are shown by the same lines with hollow circles.

of the pulse action as functions of $\Phi''(\nu)$ for the same values of parameters as for Fig.1 with the only difference concerning the position of state 3. The frequency of purely electronic transition $3 \rightarrow 2$ ω_{32}^{el} decreases by $\omega_{st}^{12}/4$ with the conservation of $x_3 = 0$ for Fig. 5. Equilibrium position of state 3 is offset to the right by $x_3 = x_2/2$ and down so that frequencies of Franck-Condon transitions $1 \rightarrow 2$ and $2 \rightarrow 3$ are equal: $\omega_{21} = \omega_{32}$ for Fig. 6.

One can see from Figs.1, 5 and 6, first, that population n_1 and, as a consequence, $n_2 + n_3$ depend only slightly on the occurrence of fast decay $3 \rightarrow 2$. Second, populations n_2 and n_3 in the absence of fast decay $3 \rightarrow 2$ are very sensitive to the violation of the two-photon resonance condition. However, a behavior of n_2 , when fast decay $3 \rightarrow 2$ occurs, and n_1 as functions of $\Phi''(\nu)$ is very similar for the figures under discussion, regardless of the two-photon resonance condition. Experimental measurements commonly correspond to n_2 and are carried out under the fast decay $3 \rightarrow 2$ conditions. Thus the behavior of n_2 for fast decay $3 \rightarrow 2$ shown in Figs.1, 5 and 6 is rather versatile.

5 Population transfer in the presence of two-exciton processes. Selective excitation of single and two-exciton states with chirped pulses

Consider a dimer of chromophores each with two electronic states described by the Frenkel exciton Hamiltonian [54, 55, 56] and excited with electromagnetic field Eq.(2). The Hamiltonian of the dimer is given by

$$H = \sum_{m=1,2} \hbar \bar{\Omega}_m B_m^+ B_m + \hbar J (B_1^+ B_2 + B_2^+ B_1) + H_{bath} + H_{eb} - \sum_{m=1,2} \mathbf{D}_m \cdot \mathbf{E}(t) (B_m^+ + B_m) \quad (35)$$

where $B_m^+ = |m\rangle\langle 0|$ ($B_m = |0\rangle\langle m|$) are exciton creation (annihilation) operators associated with the chromophore m , which satisfy the commutation rules $[B_n, B_m^+] = \delta_{nm}(1 - 2B_m^+B_m)$, δ_{nm} is the Kroenecker delta; $|0\rangle$ and $|m\rangle$ denote the ground state and a state corresponding to the excitation of chromophore m , respectively. \mathbf{D}_m is the transition dipole moment of molecule m , H_{bath} represents a bath and H_{eb} its coupling with the exciton system. We assume that the bath is harmonic and that the coupling is linear in the nuclear coordinates

$$H_{eb} = -\hbar \sum_{mn} \alpha_{mn} B_m^+ B_n \quad (36)$$

where α_{mn} represent collective bath coordinates. $\hbar\bar{\Omega}_1$ ($\hbar\bar{\Omega}_2$) and $\hbar J$ are the exciton energy of 1 (2) chromophore and their coupling energy at the equilibrium nuclear coordinate of the ground electronic state. One can consider α_{mn} as diagonal: $\alpha_{mn} = \alpha_m \delta_{nm}$ on the assumption that the electronic coupling constant fluctuation amplitude is negligibly smaller than the site energy fluctuation amplitude [55].

Diagonalizing the electronic Hamiltonian

$$H_e = \sum_{m=1,2} \hbar\bar{\Omega}_m B_m^+ B_m + \hbar J (B_1^+ B_2 + B_2^+ B_1) \quad (37)$$

by unitary transformation [57]

$$U^{-1} = \begin{pmatrix} \cos \theta & \sin \theta \\ -\sin \theta & \cos \theta \end{pmatrix} \quad (38)$$

where

$$\tan 2\theta = \frac{2J}{\bar{\Omega}_1 - \bar{\Omega}_2}, \quad 0 < \theta < \pi/2, \quad (39)$$

one can get the eigenstates for the one-exciton states $|e_i\rangle$ and the transition dipole moments D_{e_i} ($i = 1, 2$) corresponding to the transitions between the ground and single-exciton states as

$$\begin{pmatrix} a_{e_1} \\ a_{e_2} \end{pmatrix} = U^{-1} \begin{pmatrix} A_1 \\ A_2 \end{pmatrix} = \begin{pmatrix} A_1 \cos \theta + A_2 \sin \theta \\ -A_1 \sin \theta + A_2 \cos \theta \end{pmatrix} \quad (40)$$

Here $a_{e_i} = |e_i\rangle$, D_{e_i} and $A_i = B_i^+|0\rangle$, D_i ; D_1 and D_2 are the site transition moments. The two one-exciton energies are given by

$$\hbar\bar{\Omega}_{e_1} = \hbar\bar{\Omega}_1 \cos^2 \theta + \hbar\bar{\Omega}_2 \sin^2 \theta + \hbar J \sin 2\theta, \quad (41)$$

$$\hbar\bar{\Omega}_{e_2} = \hbar\bar{\Omega}_1 \sin^2 \theta + \hbar\bar{\Omega}_2 \cos^2 \theta - \hbar J \sin 2\theta,$$

The two-exciton state wavefunction and its energy are as following

$$|e_3\rangle = B_1^+ B_2^+ |0\rangle \equiv B_{e_3}^+ |0\rangle \quad (42)$$

$$\hbar\bar{\Omega}_{e_3} = \hbar\bar{\Omega}_1 + \hbar\bar{\Omega}_2 \quad (43)$$

The transition dipole moments between the single-exciton and two-exciton states are given by

$$D_{e_1 e_3} = D_1 \sin \theta + D_2 \cos \theta, \quad D_{e_2 e_3} = D_1 \cos \theta - D_2 \sin \theta \quad (44)$$

However, the transition between the ground and two-exciton states is not allowed.

In the eigenstate representation, the Hamiltonian of Eq.(35) is rewritten as

$$\begin{aligned} H = & \sum_{i=1,2,3} \hbar(\bar{\Omega}_{e_i} - \alpha_{e_i}) B_{e_i}^+ B_{e_i} - \hbar \sum_{\substack{i,j=1,2 \\ i \neq j}} \alpha_{e_i e_j} B_{e_i}^+ B_{e_j} + H_{bath} - \\ & - \sum_{i=1,2} [\mathbf{D}_{e_i} (B_{e_i}^+ + B_{e_i}) + \mathbf{D}_{e_i e_3} (B_{e_i}^+ B_{e_3} + B_{e_3}^+ B_{e_i})] \cdot \mathbf{E}(t) \end{aligned} \quad (45)$$

Here the interaction with the bath is given by

$$\hbar \begin{pmatrix} \alpha_{e_1} & \alpha_{e_1 e_2} \\ \alpha_{e_2 e_1} & \alpha_{e_2} \end{pmatrix} = U^{-1} H_{eb} U = \hbar \begin{pmatrix} \alpha_1 \cos^2 \theta + \alpha_2 \sin^2 \theta & \frac{1}{2}(\alpha_2 - \alpha_1) \sin 2\theta \\ \frac{1}{2}(\alpha_2 - \alpha_1) \sin 2\theta & \alpha_1 \sin^2 \theta + \alpha_2 \cos^2 \theta \end{pmatrix} \quad (46)$$

and

$$\alpha_{e_3} = \alpha_1 + \alpha_2, \quad (47)$$

for the single-exciton and two-exciton states, respectively. Eqs.(46) and (47) define the fluctuating parts of the single-exciton and two-exciton state transition frequencies.

Consider various correlation functions. Assuming that baths acting on different chromophores are uncorrelated

$$\langle \alpha_m(t) \alpha_n(0) \rangle = 0 \text{ for } m \neq n \quad (48)$$

and that the site energy fluctuation correlation functions are identical for the two monomers [55, 56], we get

$$\begin{aligned} \langle \alpha_{e_1}(t) \alpha_{e_1}(0) \rangle &= \langle \alpha_{e_2}(t) \alpha_{e_2}(0) \rangle = \hbar^{-2} K(t) (\cos^4 \theta + \sin^4 \theta), \\ \langle \alpha_{e_3}(t) \alpha_{e_3}(0) \rangle &= 2\hbar^{-2} K(t) \end{aligned} \quad (49)$$

where $K(t) = \hbar^{-2} \langle \alpha_1(t) \alpha_1(0) \rangle = \hbar^{-2} \langle \alpha_2(t) \alpha_2(0) \rangle \equiv \hbar^{-2} \langle \bar{\alpha}(t) \bar{\alpha}(0) \rangle$. The further calculations simplify considerably if the off-diagonal part of the interaction with the bath in the exciton representation $\alpha_{e_1 e_2} = \alpha_{e_2 e_1}$ in Eq.(46) can be neglected. This approximation is discussed in Refs.[55, 58].

The correlation function $K(t)$ can be represented as the Fourier transform of the power spectrum $\Phi(\omega)$ of $\hbar\alpha_1 (= \hbar\alpha_2)$ [59]

$$K(t) = \int_{-\infty}^{\infty} d\omega \Phi(\omega) \exp(i\omega t)$$

where

$$\Phi(-\omega) = \Phi(\omega) \exp(-\beta\hbar\omega) \quad (50)$$

Using Eq.(50), the real and imaginary parts of $K(t) = K'(t) + iK''(t)$ can be written as

$$K'(t) = \int_0^\infty d\omega \Phi(\omega) [1 + \exp(-\beta\hbar\omega)] \cos \omega t$$

$$K''(t) = \int_0^\infty d\omega \Phi(\omega) [1 - \exp(-\beta\hbar\omega)] \sin \omega t$$

In the high temperature limit one get

$$K'(t) = 2 \int_0^\infty d\omega \Phi(\omega) \cos \omega t$$

$$K''(t) = \hbar\beta \int_0^\infty d\omega \Phi(\omega) \omega \sin \omega t$$

where $K(0) = K'(0) = 2 \int_0^\infty d\omega \Phi(\omega) = \hbar^2 \sigma_2 = \hbar \omega_{St} \beta^{-1}$; σ_2 and ω_{St} are a second central moment and the Stokes shift of the equilibrium absorption and luminescence spectra, respectively, for each monomer.

Similar to Sec.2, we will consider $\bar{\alpha} = -u/\hbar$ as a stochastic Gaussian variable with the correlation function $\langle \bar{\alpha}(t) \bar{\alpha}(0) \rangle = \sigma_2 \exp(-|t|/\tau_s)$ corresponding to the Gaussian-Markovian process. In this case the Fokker-Planck operators for the excited state of each monomer has the following form

$$L_m = \tau_s^{-1} \left(\frac{\partial^2}{\partial x^2} + (x - x_m) \frac{\partial}{\partial x} + 1 \right) \quad (51)$$

where $x = q\tilde{\omega}\sqrt{\beta} = \bar{\alpha}/\sqrt{\sigma_2}$ is a dimensionless generalized coordinate. Bearing in mind Eqs.(49), the Fokker-Planck operators for the eigenstates $|j\rangle = |0\rangle, |e_i\rangle$ of the exciton Hamiltonian can be written by Eq.(9) where $x_0 = 0$, $x_{e_1} = x_{e_2} = x_m(\cos^4 \theta + \sin^4 \theta)$ and $x_{e_3} = 2x_m$. The corresponding transition frequencies at the equilibrium nuclear coordinate of the ground electronic state are defined by Eqs.(41) and (43).

Consider a homodimer complex consisting of identical molecules with $\bar{\Omega}_1 = \bar{\Omega}_2 \equiv \bar{\Omega}$ and $D_1 = D_2 \equiv D$. For this case, using Eqs.(39), (40), (41), (43) and (44), we obtain $\theta = \pi/4$,

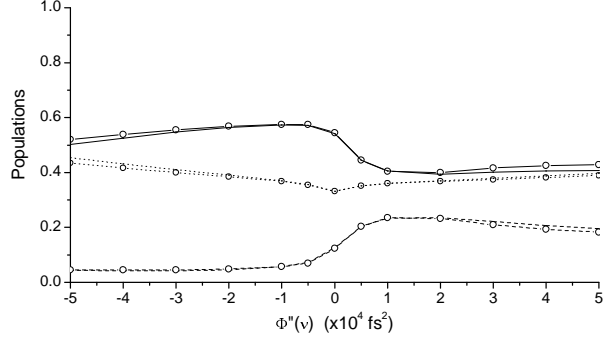


Figure 7: Populations of the ground (dotted line), single- (solid line) and two-exciton (dashed line) states of a homodimer complex after the completion of the pulse action as functions of $\Phi''(\nu)$ for $J = -300 \text{ cm}^{-1}$ ($J < 0$ - J-aggregate), $Q' = 2.9$, $t_{p0} = 10 \text{ fs}$, $\tau_s = 100 \text{ fs}$. The partial relaxation and the total models - lines with and without hollow circles, respectively.

$$\hbar\bar{\Omega}_{e_{1,2}} = \hbar(\bar{\Omega} \pm J), \quad \hbar\bar{\Omega}_{e_3} = 2\hbar\bar{\Omega} \quad (52)$$

$$D_{e_1} = D_{e_1e_3} = \sqrt{2}D, \quad D_{e_2} = D_{e_2e_3} = 0$$

We thus need to consider only three states: $|0\rangle$, $|e_1\rangle$ and $|e_3\rangle$, since state $|e_2\rangle$ is not excited with light. Letting $|1\rangle$, $|2\rangle$ and $|3\rangle$ represent $|0\rangle$, $|e_1\rangle$ and $|e_3\rangle$, respectively, we arrive at a three-state system considered above where $\omega_{21} = \bar{\Omega} + J$, $\omega_{31} = 2\bar{\Omega}$, $D_{21} = D_{32} = \sqrt{2}D$, $x_1 = 0$, $x_2 = \frac{1}{2}x_m$, $x_3 = 2x_m$.

Fig.7 shows populations of single and two-exciton states after the excitation with a linear chirped pulse, Eqs.(15) and (16), as functions of $\Phi''(\nu)$. Here the one-photon resonance for Franck-Condon transition $1 \rightarrow 2$ occurs at the pulse maximum, i.e. $\omega = \omega_{21} = \bar{\Omega} + J$, and the Stokes shift of the equilibrium absorption and luminescence spectra for each monomer is equal to $\omega_{st}^{mon} = 400 \text{ cm}^{-1}$. Fig.7 also contrasts calculations using the total model (lines without hollow circles) with those of the partial relaxation model when only diagonal matrix

elements of the density matrix undergo diffusion (lines with hollow circles). Fig.7 shows a good agreement between the calculation results for both models.

Furthermore, one can see strong suppressing the population of the two-exciton state for negatively chirped (NC) pulse excitation. As a matter of fact, one can suppress or enhance two-exciton processes using positively or NC pulses. Our calculations (see table below) show twofold benefits of NC pulse excitation ($\Phi'' = -10^4 \text{ fs}^2$) with respect to the transform limited pulse ($\Phi'' = 0$) of the same duration ($t_p = 71 \text{ fs}$) and energy tuned to one-exciton transition: the population transfer to the single exciton state is larger, and that to the two-exciton state is smaller.

Populations after the completion of pulse action	Transform limited pulse ($\Phi'' = 0, t_p = 71 \text{ fs}$)	NC pulse ($\Phi'' = -10^4 \text{ fs}^2, t_p = 71 \text{ fs}$)
n_2	0.317	0.573
n_3	0.208	0.057

It is worthy to note good selective properties of chirped pulses, bearing in mind strong overlapping Franck-Condon transitions $1 \rightarrow 2, \omega_{21}$, and $2 \rightarrow 3, \omega_{32}$. Really, the corresponding frequencies differ by $\omega_{32} - \omega_{21} = -2J - \frac{3}{4}\omega_{st}^{mon}$ for the model under consideration that comes to $\omega_{32} - \omega_{21} = 300 \text{ cm}^{-1}$ for the used values of parameters. On the other hand, the bandwidth of the absorption spectrum at half maximum for transition $2 \rightarrow 3$ comes to $\Delta\omega = 2\sqrt{2 \ln 2} \sigma_{2s}^{23} \approx 1024 \text{ cm}^{-1}$ that is larger than $\omega_{32} - \omega_{21}$. Here $\sigma_{2s}^{23} = (\hbar\beta)^{-1}\omega_{st}^{23}$ is the LF vibration contribution to a second central moment of an absorption spectrum for transition $2 \rightarrow 3$ and $\omega_{st}^{23} = (\hbar\beta)^{-1}(x_3 - x_2)^2 = \frac{9}{4}\omega_{st}^{mon}$ is the corresponding Stokes shift.

This issue can be understandable in terms of the competition between sequential and direct paths in a two-photon transition [36]. Consider a three-level atomic ladder system in the absence of relaxation with close transition frequencies $\omega_{21} \approx \omega_{32}$ where ω_{21} can be associated with one-exciton excitation and frequency ω_{31} - with two-exciton excitation. The

system is affected by one phase modulated pulse of carrier frequency ω , Eqs.(2), (15) and (16). In the Appendix we have calculated the excited-state amplitude a_3 due to two-photon transition $1 \rightarrow 3$ involving a nearly resonant intermediate level 2 for such system. Amplitude $a_3 = a_{TP} + a_S$ consists of two contributions. The first one a_{TP} corresponds exactly to that of the nonresonant two-photon transition. This contribution $a_{TP} \sim 1/|\Phi''(\omega)|$, and it is small for strongly chirped pulses [52]

$$2|\Phi''(\omega)| \gg \tau_{p0}^2 \quad (53)$$

This result has a clear physical meaning. The point is that the phase structure (chirp) of the pulse determines *the temporal ordering* of its different frequency components. For a strongly chirped pulse when a pulse duration is much larger than that of the corresponding transform-limited one, one can ascribe to different instants of time the corresponding frequencies [52]. As a matter of fact, in the case under consideration different frequency components of the field are determined via values of the instantaneous pulse frequency $\omega(t)$ for different instants of time. Therefore, only a small part of the whole pulse spectrum directly excites the two-photon resonance.

The second contribution is given by [36]

$$a_S = -\frac{D_{32}D_{21}\pi}{2\hbar^2}E(\omega_{21})E(\omega_{32})\{1 - \text{sgn}[(\omega_{21} - \omega_{32})\Phi''(\omega)]\} \quad (54)$$

where $E(\tilde{\omega})$ is the Fourier transform of the positive frequency components of the field amplitude $\mathcal{E}(t) \exp[i\varphi_i(t)]$. The consideration of the Appendix enables us to extend the results of Ref.[36] to non-zero two-photon detuning $\Omega_2 = \omega_{31} - 2\omega \neq 0$. Eq.(54) describes a sequential process, the contribution of which is a steplike function. This process can be suppressed when the pulse frequencies arrive in counter-intuitive order (ω_{32} before ω_{21}) that occurs in

our simulations of a J-aggregate for NC excitation. Fig.7 and the table above show that the selective properties of chirped pulses under discussion are conserved on strong field excitation and for broad transitions. The selective excitation of single and two-exciton states can be used for preparation of initial states for nonlinear spectroscopy based on pulse shaping [60, 61].

6 Strong interaction and STIRAP

The three-state system under discussion enables us to consider STIRAP as well. STIRAP in molecules in solution was studied in Refs.[29], where the solvent fluctuations were represented as a Gaussian random process, and in Ref.[30], where the system-bath coupling was taken to be weak in the sense that the relaxation times were long in comparison to the bath correlation time, τ_c . Intense fields were shown in Ref.[30] to effectively slow down the dephasing when the energetic distance between the dressed (adiabatic) states exceeds $1/\tau_c$. The point of the last paper is that in contrast to usual undressed states, which intersect, the dressed (adiabatic) states do not intersect. Therefore, the spectral density of the relaxation induced noise, which has a maximum at zero frequency, strongly diminishes for frequencies corresponding to the light-induced gap between dressed states, resulting in suppressing pure dephasing between the dressed states. In this section we show that this conclusion holds also for non-Markovian relaxation when the system-bath interaction is not weak and, therefore, can not be characterized only by τ_c .

In the rotating wave approximation the Schrödinger equations for STIRAP in Λ -configuration can be written as follows

$$i\hbar \frac{d}{dt} \begin{pmatrix} a_1 \\ a_2 \\ a_3 \end{pmatrix} = \begin{pmatrix} U'_1 & -\hbar\Omega_1/2 & 0 \\ -\hbar\Omega_1/2 & U_2 & -\hbar\Omega_2/2 \\ 0 & -\hbar\Omega_2/2 & U'_3 \end{pmatrix} \begin{pmatrix} a_1 \\ a_2 \\ a_3 \end{pmatrix} \quad (55)$$

where $U'_1 = U_1 + \hbar\omega_1$ and $U'_3 = U_3 + \hbar\omega_2$ are "photonic replications" of effective parabolic potentials $U_1(x)$ and $U_3(x)$ (Eq.(10)), respectively. We consider the two-photon resonance condition when $\omega_1 - \omega_2 = (E_3 - E_1)/\hbar$ and $x_1 = x_3 = 0$ that would appear reasonable when $|1\rangle$ and $|3\rangle$ are different vibrational levels of the same electronic state. Then $U'_1 = U'_3$.

Adiabatic states U^{ad} corresponding to Eq.(55) can be found by equation

$$\det \begin{pmatrix} U'_1 - U^{ad} & -\hbar\Omega_1/2 & 0 \\ -\hbar\Omega_1/2 & U_2 - U^{ad} & -\hbar\Omega_2/2 \\ 0 & -\hbar\Omega_2/2 & U'_3 - U^{ad} \end{pmatrix} = 0$$

This gives the following adiabatic states

$$\begin{aligned} U_0^{ad} &= U'_1 = U'_3 \\ U_{\pm}^{ad} &= \frac{1}{2}(U_2 + U'_1) \pm \frac{1}{2}\sqrt{(U_2 - U'_1)^2 + \hbar^2(\Omega_1^2 + \Omega_2^2)} \end{aligned} \quad (56)$$

One can see that initial U'_1 and final U'_3 diabatic states coincide with one of adiabatic states U_0^{ad} . For strong interaction the last will be well separated from other adiabatic states U_{\pm}^{ad} due to avoided crossing. Therefore, during STIRAP the system will remain in the same adiabatic state U_0^{ad} , which is U'_1 for $t = -\infty$ and U'_3 for $t = +\infty$. Its evolution due to relaxation stimulated by LF vibrations can be described by the corresponding Fokker-Planck operator $L_0^{ad} = L_{1,3} = \tau_s^{-1} \left(\frac{\partial^2}{\partial x^2} + x \frac{\partial}{\partial x} + 1 \right)$ describing diffusion in adiabatic potential $U_0^{ad} = U'_1 = U'_3$. This means that during transition $1 \rightarrow 3$ the system motion along a generalized coordinate x does not change. In other words, such a transition will not be accompanied by pure

dephasing. This conclusion is a generalization of the previous result [30] relative to slowing down the dephasing in strong fields, which was obtained for weak system-bath interaction, to non-Markovian relaxation.

7 Conclusion

In this work we have studied the influence of ESA and two-exciton processes on a coherent population transfer with intense ultrashort chirped pulses in molecular systems in solution. An unified treatment of ARP in such systems has been developed using a three-state electronic system with relaxation treated as a diffusion on electronic potential energy surfaces. We believe that such a simple model properly describes the main relaxation processes related to overdamped motions occurring in large molecules in solutions.

Our calculations show that even with fast relaxation of a higher singlet state S_n ($n > 1$) back to S_1 , ESA has a profound effect on coherent population transfer in complex molecules that necessitates a more accurate interpretation of the corresponding experimental data. In the absence of $S_n \rightarrow S_1$ relaxation, the population of state $|3\rangle$, n_3 , strongly decreases when the chirp rate in the frequency domain $|\Phi''(\nu)|$ increases. In order to appreciate the physical mechanism for such behavior, an approach to the total model - the relaxation-free model - was invoked. A comparison between the total model behavior and that of the relaxation-free model has shown that relaxation is responsible for strong decreasing n_3 as a function of $\Phi''(\nu)$ in spite of meeting adiabatic criteria for both transitions $1 \rightarrow 2$ and $2 \rightarrow 3$ separately. By this means usual criteria for ARP in a two-state system must be revised for a three-state system.

To clarify this issue, we have developed a simple and physically clear model for ARP with

a linear chirped pulse in molecules with three electronic states in solution. The relaxation effects were considered in the framework of the LZ calculations putting in a third level generalized for random crossing of levels. The model has enabled us to obtain a simple formula for n_3 , Eq.(33), which is in excellent agreement with numerical calculations. In addition, the model gives us an extra criterion for coherent population transfer to those we have obtained before for a two-state system [27]. New criterion, Eq.(34), implies conservation of the “counter-movement” of the “photonic repetitions” of states 1 and 3, in spite of random crossing of levels.

Furthermore, we also applied our model to a molecular dimer consisting from two-level chromophores. A strong suppressing of two-exciton state population for NC pulse excitation of a J-aggregate has been demonstrated. We have shown that one can suppress or enhance two-exciton processes using positively or NC pulses. As a matter of fact, a method for quantum control of two-exciton states has been proposed. Our calculations show good selective properties of chirped pulses in spite of strong overlapping transitions related to the excitation of single- and two-exciton states.

In the light of the limits [43, 44] imposed on Eqs.(6) and (8) for nondiagonal elements of the density matrix for the total model, we used a semiclassical (Lax) approximation (Eq.(14)) (the partial relaxation model). The latter offers a particular advantage over the total model. The point is that the partial relaxation model can be derived not assuming the standard adiabatic elimination of the momentum for the non-diagonal density matrix, which is incorrect in the “slow modulation” limit [42]. A good agreement between calculation results for the partial relaxation and the total models in the slow modulation limit (see Figs.2 and 7) shows that a specific form of the relaxation term in the equations for nondiagonal elements of the density matrix $\tilde{\rho}_{12}(x, t)$ and $\tilde{\rho}_{23}(x, t)$ is unimportant. By this

means the limits imposed on the last equation [43, 44] are of no practical importance for the problem under consideration in the slow modulation limit. This issue can be explained as follows. Our previous simulations [26] show that in spite of a quite different behavior of the coherences (nondiagonal density matrix elements) for the partial relaxation and the total models, their population wave packets $\rho_{jj}(x, t)$ behave much like. Since we are interested in the populations of the electronic states $n_j = \int \rho_{jj}(x, t) dx$ only, which are integrals of $\rho_{jj}(x, t)$ over x , the distinctions between the two models under discussion become minimal.

In conclusion, we have also demonstrated slowing down the pure dephasing on STIRAP in strong fields when the system-bath interaction is not weak (non-Markovian relaxation).

Acknowledgement

This work was supported by the Ministry of absorption of Israel.

Appendix

Consider a three-level system $E_1 < E_2 < E_3$ with close transition frequencies $\omega_{21} \approx \omega_{32}$ where ω_{21} can be associated with a single-exciton excitation and frequency ω_{31} - with two-exciton excitation. The system is affected by one phase modulated pulse of carrier frequency ω , Eq.(2). The excited-state amplitude for a two-photon transition involving a nearly resonant intermediate level, can be written as [62, 36]

$$a_3 = -\frac{D_{32}D_{21}}{2\hbar^2} \pi \left[E(\omega_{21})E(\omega_{32}) + \frac{i}{\pi} P \int_{-\infty}^{\infty} d\Omega \frac{E(\Omega + \omega)E(\Omega_2 - \Omega + \omega)}{\Omega - (\omega_{21} - \omega)} \right] \quad (57)$$

where $E(\tilde{\omega})$ is the Fourier transform of the positive frequency components of the field amplitude $\mathcal{E}(t) \exp[i\varphi_i(t)]$, $\Omega = \tilde{\omega} - \omega$, P is the principal Cauchy value, $\Omega_2 = \omega_{31} - 2\omega$ is the two-photon detuning. For linear chirped excitation, Eqs.(15) and (16), $E(\tilde{\omega})$ is given by

$$E(\tilde{\omega}) = \sqrt{\pi} \mathcal{E}_0 \tau_{p0} \exp\left\{-\frac{1}{2} \Omega^2 [\tau_{p0}^2/2 - i\Phi''(\omega)]\right\} \quad (58)$$

Using Eq.(58) and introducing a new variable $z = \Omega - \Omega_2/2$, Eq.(57) can be written as

$$a_3 = -\frac{D_{32}D_{21}\pi^2(\mathcal{E}_0\tau_{p0})^2}{2\hbar^2}\left\{\exp\left[-\frac{1}{2}(\delta^2 + (\Omega_2 - \delta)^2)(\tau_{p0}^2/2 - i\Phi''(\omega))\right]\right. \\ \left. + \exp\left[-\frac{1}{4}\Omega_2^2(\tau_{p0}^2/2 - i\Phi''(\omega))\right]\frac{i}{\pi}P\int_{-\infty}^{\infty}dz\frac{\exp[-z^2(\tau_{p0}^2/2 - i\Phi''(\omega))]}{z - (\delta - \Omega_2/2)}\right\} \quad (59)$$

where $\delta = \omega_{21} - \omega$ is one-photon detuning. The integral on the right-hand side of Eq.(59) can be evaluated for strongly chirped pulses [52], Eq.(53), when a pulse duration is much larger than that of the corresponding transform-limited one. In this case two frequency ranges give main contributions to the integral. The first one results from the method of stationary phase [63], and it is localized near the two-photon resonance $z = \omega - \omega_{31}/2 = 0$ in the small range $\Delta\omega \sim 1/\sqrt{|\Phi''(\omega)|}$. In this case only a small part $\Delta\omega \sim 1/\sqrt{|\Phi''(\omega)|}$ of the whole pulse spectrum $\Delta\omega_{pulse} = 4/\tau_{p0}$ directly excites the two-photon resonance, and the corresponding contribution $\sim 1/\sqrt{|\Phi''(\omega)|}$ is small due to Eq.(53).

The second contribution to the integral is located near $z = \delta - \Omega_2/2$ and it is due to the pole at the real axes. This contribution is given by Eq.(54) of Sec.5.

References

- [1] Ruhman, S.; Kosloff, R. *J. Opt. Soc. Am. B* **1990**, 7(8), 1748.
- [2] Krause, J. L.; Whitnel, R. M.; Wilson, K. R.; Yan, Y. J.; Mukamel, S. *J. Chem. Phys.* **1993**, 99(9), 6562–6578.
- [3] Kohler, B.; Yakovlev, V. V.; Che, J.; Krause, J. L.; Messina, M.; Wilson, K. R.; Schwentner, N.; Whitnel, R. M.; Yan, Y. J. *Phys. Rev. Lett.* **1995**, 74, 3360.

- [4] Melinger, J. S.; Hariharan, A.; Gandhi, S. R.; Warren, W. S. *J. Chem. Phys.* **1991**, *95*, 2210.
- [5] Bardeen, C. J.; Wang, Q.; Shank, C. V. *Phys. Rev. Lett.* **1995**, *75*, 3410.
- [6] Garraway, B. M.; Suominen, K.-A. *Rep. Prog. Phys.* **1995**, *58*, 365–419.
- [7] Nibbering, E. T. J.; Wiersma, D. A.; Duppen, K. *Phys. Rev. Lett.* **1992**, *68*, 514.
- [8] Duppen, K.; de Haan, F.; Nibbering, E. T. J.; Wiersma, D. A. *Phys. Rev. A* **1993**, *47*(6), 5120–5137.
- [9] Sterling, M.; Zadoyan, R.; Apkarian, V. A. *J. Chem. Phys.* **1996**, *104*, 6497.
- [10] Hiller, E. M.; Cina, J. A. *J. Chem. Phys.* **1996**, *105*, 3419.
- [11] Cerullo, G.; Bardeen, C. J.; Wang, Q.; Shank, C. V. *Chem. Phys. Lett.* **1996**, *262*, 362–368.
- [12] Fainberg, B. D. *J. Chem. Phys.* **1998**, *109*(11), 4523–4532.
- [13] Mishima, K.; Yamashita, K. *J. Chem. Phys.* **1998**, *109*(5), 1801–1809.
- [14] Bardeen, C. J.; Cao, J.; Brown, F. L. H.; Wilson, K. R. *Chem. Phys. Lett.* **1999**, *302*(5–6), 405–410.
- [15] Fainberg, B. D.; Narbaev, V. *J. Chem. Phys.* **2000**, *113*(18), 8113–8124.
- [16] Mishima, K.; Hayashi, M.; Lin, J. T.; Yamashita, K.; Lin, S. H. *Chem. Phys. Lett.* **1999**, *309*, 279–286.
- [17] Lin, J. T.; Hayashi, M.; Lin, S. H.; Jiang, T. F. *Phys. Rev. A* **1999**, *60*(5), 3911–3915.
- [18] Misawa, K.; Kobayashi, T. *J. Chem. Phys.* **2000**, *113*(17), 7546–7553.

- [19] Kallush, S.; Band, Y. B. *Phys. Rev. A* **2000**, *61*, 041401.
- [20] Manz, J.; Naundorf, H.; Yamashita, K.; Zhao, Y. *J. Chem. Phys.* **2000**, *113*(20), 8969–8980.
- [21] Malinovsky, V. S.; Krause, J. L. *Phys. Rev. A* **2001**, *63*, 043415.
- [22] Gelman, D.; Kosloff, R. *J. Chem. Phys.* **2005**, *123*, 234506.
- [23] C.Florea, A.; Carroll, E. C.; Spears, K. G.; Sension, R. J.; Bucksbaum, P. H. *J. Phys. Chem. B* **2006**, *110*, 20023–20031.
- [24] Bergmann, K.; Theuer, H.; Shore, B. W. *Rev. Mod. Phys.* **1998**, *70*(3), 1003–1025.
- [25] Vitanov, N. V.; Halfmann, T.; Shore, B. W.; Bergmann, K. *Annu. Rev. Phys. Chem.* **2001**, *52*, 763–809.
- [26] Fainberg, B. D.; Gorbunov, V. A. *J. Chem. Phys.* **2002**, *117*(15), 7222–7232.
- [27] Fainberg, B. D.; Gorbunov, V. A. *J. Chem. Phys.* **2004**, *121*(18), 8748–8754.
- [28] Nagata, Y.; Yamashita, K. *Chem. Phys. Lett.* **2002**, *364*, 144–151.
- [29] Demirplak, M.; Rice, S. A. *J. Chem. Phys.* **2002**, *116*(18), 8028–8035.
- [30] Shi, Q.; Geva, E. *J. Chem. Phys.* **2003**, *119*(22), 11773–11787.
- [31] Kovalenko, S. A.; Ruthmann, J.; Ernsting, N. P. *Chem. Phys. Lett.* **1997**, *271*, 40–50.
- [32] Bogdanov, V. L.; Klochkov, V. P. *Opt. Spectrosc.* **1978**, *44*, 412.
- [33] Bogdanov, V. L.; Klochkov, V. P. *Opt. Spectrosc.* **1978**, *45*, 51.
- [34] Bogdanov, V. L.; Klochkov, V. P. *Opt. Spectrosc.* **1982**, *52*, 41.

- [35] Scully, M. O.; Zubairy, M. S. *Quantum Optics*; Cambridge University Press: Cambridge, 1997.
- [36] Chatel, B.; Degert, J.; Stock, S.; Girard, B. *Phys. Rev. A* **2003**, *68*, 041402(R).
- [37] Fainberg, B. D.; Neporent, B. S. *Opt. Spectrosc.* **1980**, *48*, 393.
- [38] Fainberg, B. D.; Myakisheva, I. N. *Sov. J. Quant. Electron.* **1987**, *17*, 1595.
- [39] Lax, M. *J. Chem. Phys.* **1952**, *20*, 1752.
- [40] Fainberg, B. D. *Chem. Phys.* **1990**, *148*, 33–45.
- [41] Fainberg, B. D.; Gorbunov, V. A.; Lin, S. H. *Chem. Phys.* **2004**, *307*, 77–90.
- [42] Zhang, M.; Zhang, S.; Pollak, E. *J. Chem. Phys.* **2003**, *119*(22), 11864–11877.
- [43] Frantsuzov, P. A. *J. Chem. Phys.* **1999**, *111*(5), 2075–2085.
- [44] Goychuk, I.; Hartmann, L.; Hanggi, P. *Chem. Phys.* **2001**, *268*, 151–164.
- [45] Wigner, E. *Phys. Rev.* **1932**, *40*, 749.
- [46] Hillery, M.; O’Connell, R. F.; Scully, M. O.; Wigner, E. P. *Phys. Rep.* **1984**, *106*, 121.
- [47] Mukamel, S. *Principles of Nonlinear Optical Spectroscopy*; Oxford University Press: New York, 1995.
- [48] Garg, A.; Onuchic, J. N.; Ambegaokar. *J. Chem. Phys.* **1985**, *83*, 4491.
- [49] Hartmann, L.; Goychuk, I.; Hanggi, P. *J. Chem. Phys.* **2000**, *113*(24), 11159–11175.
- [50] Carroll, C. E.; Hioe, F. T. *J. Phys. A: Math. Gen.* **1986**, *19*, 2061–2073.
- [51] Fainberg, B. D.; Zolotov, B. *Chem. Phys.* **1997**, *216*(1 and 2), 7–36.

- [52] Fainberg, B. D. *Chem. Phys. Lett.* **2000**, *332*(1–2), 181–189.
- [53] Fainberg, B. D. *Opt. Spectrosc.* **1990**, *68*, 305.
- [54] Davydov, A. S. *Theory of Molecular Excitons*; Plenum: New York, 1971.
- [55] Yang, M.; Fleming, G. J. *J. Chem. Phys.* **1999**, *110*(6), 2983–2990.
- [56] Mukamel, S.; Abramavicius, D. *Chem. Rev.* **2004**, *104*, 2073–2098.
- [57] Cho, M.; Fleming, G. R. *J. Chem. Phys.* **2005**, *123*, 114506.
- [58] Meier, T.; Chernyak, V.; Mukamel, S. *J. Chem. Phys.* **1997**, *107*(21), 8759–8780.
- [59] Fainberg, B. D. In *Advances in Multiphoton Processes and Spectroscopy*; Lin, S. H., Villaeys, A. A., Fujimura, Y., Eds., Vol. 15; World Scientific: Singapore, New Jersey, London, 2003; pages 215–374.
- [60] Hornung, T.; Vaughan, J. C.; Feurer, T.; Nelson, K. A. *Optics Letters* **2004**, *29*(17), 2052–2054.
- [61] Vaughan, J. C.; Hornung, T.; Feurer, T.; Nelson, K. A. *Optics Letters* **2005**, *30*(3), 323–325.
- [62] N.Dudovich.; Dayan, B.; Faeder, S. M. G.; Silberberg, Y. *Phys. Rev. Lett.* **2001**, *86*(1), 47–50.
- [63] Fedoryuk, M. V. *Asymptotics: Integrals and series*; Nauka: Moscow, 1987.